



JS PRODUCTS

PRODUCT GUIDE



2016



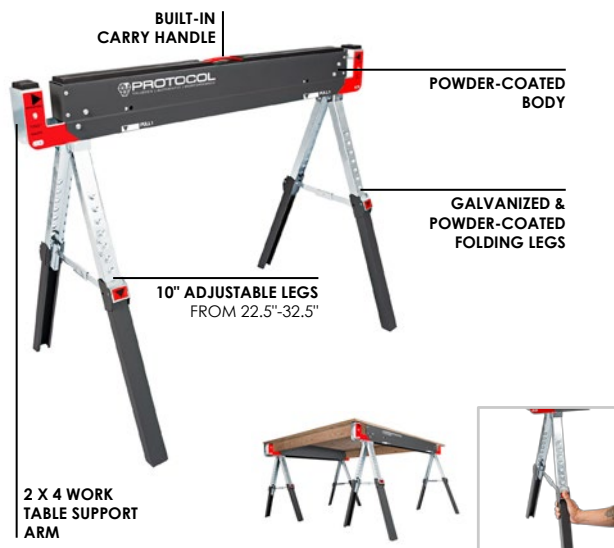
PROTO TOOL™





ADJUSTABLE WORK TABLES / SAWHORSES

WEBSITE: JSPRODUCTS.COM
TELEPHONE: 1-702-212-1300



SH-042 WORK TABLE

ITEM # 67104

- ▶ 42" wide work table
- ▶ Capacity 1,300lbs each, 2,600lbs as a table
- ▶ 8-position/tool-free adjustable legs, from 22.5" - 32.5"
- ▶ Great for uneven surfaces
- ▶ Create a work table from 4' - 16' long
- ▶ Lightweight, compact storage
- ▶ Built-in carry handle
- ▶ Sets up in minutes



SH-047 WORK TABLE

ITEM # 67103

- ▶ 47" wide work table
- ▶ Capacity 1,100lbs each, 2,200lbs as a table
- ▶ Material support pegs for vertical cutting
- ▶ Create a work table from 4' - 16' long
- ▶ Lightweight, compact storage
- ▶ Built-in carry handle
- ▶ Sets up in minutes



SH-034 SAWHORSE

ITEM # 67102

- ▶ 34" sawhorse
- ▶ Powder-coated body lasts longer
- ▶ Capacity 800lbs each
- ▶ Material support pegs for vertical cutting
- ▶ Galvanized legs / capped feet
- ▶ Wrapped sides, folded ends for safety
- ▶ Lightweight, compact storage
- ▶ Nylon carry handles



UNIVERSAL ROLLING BASE / ROLLER STANDS

WEBSITE: JSPRODUCTS.COM
TELEPHONE: 1-702-212-1300



4 PACK SAWHORSE FEET

ITEM # 92783

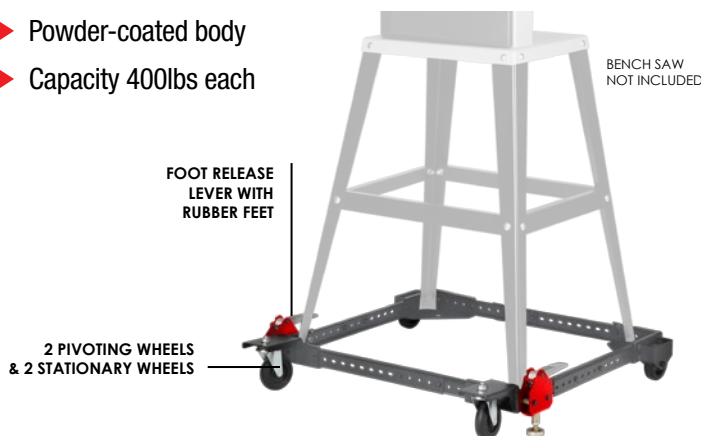
- ▶ Designed to fit Protocol™ sawhorses #67103 & #67104
- ▶ Provide scratch protection on varying surfaces
- ▶ Can be left on the sawhorse legs when folded
- ▶ Offers slippage protection
- ▶ Manufactured from high-strength polypropylene



MB-1236 UNIVERSAL ROLLING BASE

ITEM # 67112

- ▶ Frame adjusts from 12" - 36" in 1" increments to fit most tools
- ▶ 2 stationary / 2 pivoting wheels
- ▶ Aluminum foot release with rubber feet
- ▶ Powder-coated body
- ▶ Capacity 400lbs each



RS-011B 3-IN-1 ROLLER STAND

ITEM # 67109

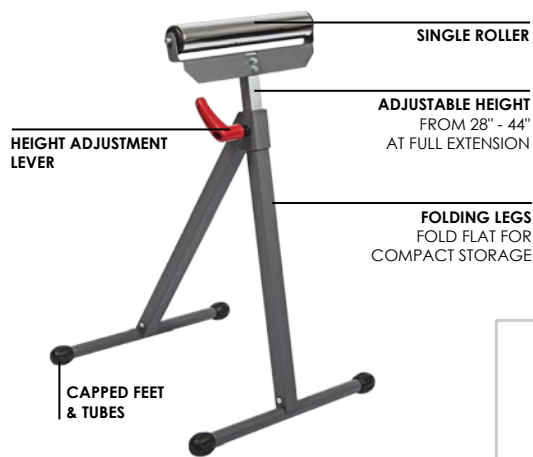
- ▶ 3 position roller head functions as a material stop, ball bearing roller, or roller
- ▶ Ideal for moving, supporting large material such as plywood or pipes
- ▶ Capacity 150lbs each
- ▶ Adjustable height from 28" - 45"
- ▶ Chrome-plated 11.5" roller
- ▶ Powder-coated body & legs
- ▶ Capped tubes & feet



RS-011A SINGLE ROLLER STAND

ITEM # 67108

- ▶ Single head ideal for guiding, supporting long material such as plywood or pipes
- ▶ Keeps material steady and level
- ▶ Capacity 150lbs each
- ▶ Adjustable height from 28" - 44"
- ▶ Chrome-plated 11.5" roller
- ▶ Powder-coated body & legs
- ▶ Capped tubes & feet





MITER SAW STANDS

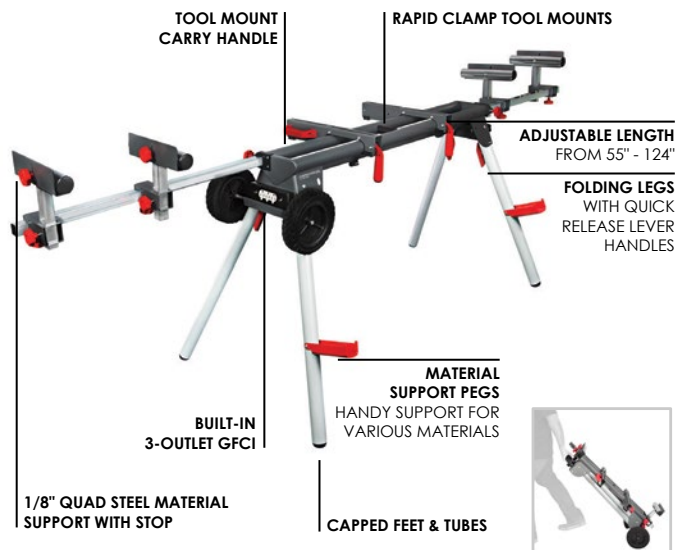
WEBSITE: JSPRODUCTS.COM
TELEPHONE: 1-702-212-1300



WS-124 MITER SAW WORKSTATION

ITEM # 67105

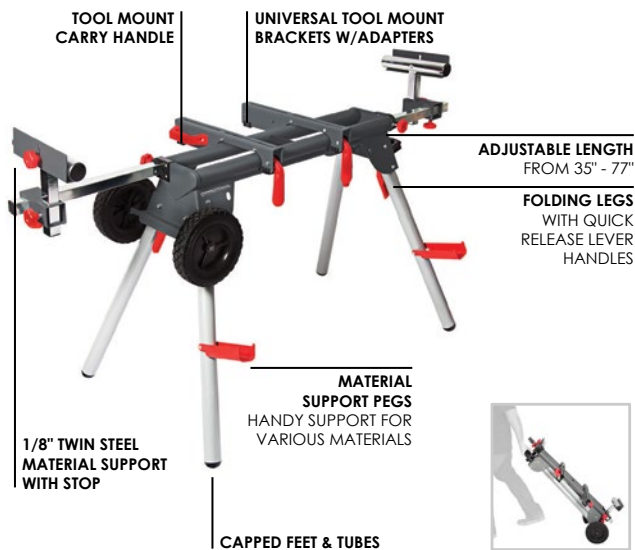
- ▶ Adjustable width from 55" - 124"
- ▶ 4 material stops with supports
- ▶ Universal tool mount bracket with adapters
- ▶ 3-outlet GFCI
- ▶ 2 solid core wheels
- ▶ Folding legs with quick-release lever
- ▶ Material support pegs
- ▶ Powder-coated body
- ▶ Heavy-duty, easy-grip carry handle



WS-077 MITER SAW WORKSTATION

ITEM # 67106

- ▶ Adjustable width from 35" - 77"
- ▶ 2 material stops with supports
- ▶ Universal tool mount bracket with adapters
- ▶ 2 solid core wheels
- ▶ Folding legs with quick-release lever
- ▶ Material support pegs
- ▶ Powder-coated body
- ▶ Heavy-duty, easy-grip carry handle



WS-031 UNIVERSAL WORKSTATION

ITEM # 67107

- ▶ Universal tool mount bracket with adapters
- ▶ Adjustable leg height from 28" - 33"
- ▶ 3-outlet GFCI
- ▶ Folding legs with quick-release levers
- ▶ Powder-coated body







WEBSITE: JSPRODUCTS.COM
TELEPHONE: 1-702-212-1300



5-IN-1 MITER SAW STATION

ITEM # 92778

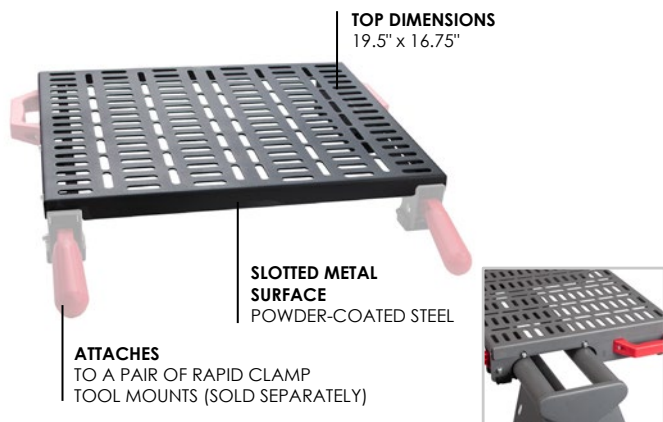


- ▶ 5 uses in 1 mount for most miter saws - free standing with common 2x4 lumber (Patent Pending)
- ▶ Use in conjunction with PROTOCOL™ SH047 & SH042 sawhorses
- ▶ Mount to a jobsite table to easily swap out bench tools
- ▶ Fasten to common wood sawhorses as an affordable upgrade
- ▶ Secure bench top tools to wall for safe storage using Tool Mount J-LOCK™ (Patent Pending)

MT-3615 TOOL MOUNT TABLE ACCESSORY

ITEM # 67110

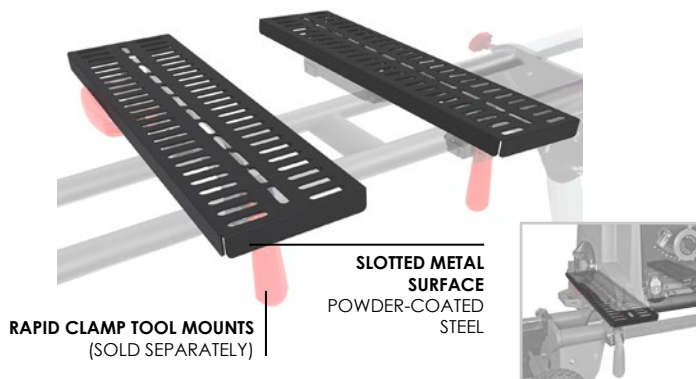
- ▶ Attaches to a pair of Rapid Clamp Tool Mounts (sold separately) 19.5" x 16.75" slotted metal surface
- ▶ Accommodates most miter saws
- ▶ Made of heavy gauge steel with folded edges, powder-coated finish



MT-0623 OVERSIZED TOOL MOUNT ACCESSORY

ITEM # 67115

- ▶ Attaches to a pair of Rapid Clamp Tool Mounts (sold separately)
- ▶ 23" x 6" slotted metal surface accommodates oversized tools
- ▶ Split positioning prevents debris build-up
- ▶ Made of heavy gauge steel with folded edges, powder-coated finish





WEBSITE: JSPRODUCTS.COM

TELEPHONE: 1-702-212-1300



PROTOCOL™


MA-0116 RAPID CLAMP TOOL MOUNT

ITEM # 67111

- ▶ Rapid clamp motion for quick, secure workstation mounting
- ▶ 6" high impact plastic support handles for easy tool removal and transport
- ▶ Tool mount arms included for the offset tool mounts
- ▶ Made of heavy gauge steel with powder-coated finish

MOUNTING ADAPTERS
INCLUDED TO
ALLOW USE WITH
MOST MITER SAWS

6" SUPPORT HANDLES
FOR FAST TOOL REMOVAL
& TRANSPORT



MA-31 MULTIPACK MITER SAW HANDLE & GFCI

ITEM # 92779

- ▶ Easier to grab & move your miter saw stand
- ▶ GFCI to protect your tools
- ▶ Triple tap GFCI to protect and power multiple tools up to 15amps
- ▶ Additional storage in the handle for tools, pencils, and more



MA-18 3-IN-1 MATERIAL SUPPORT ACCESSORY

ITEM # 92782

- ▶ Works on most miter saw stands as an upgraded replacement
- ▶ Features an adjustable mounting bracket to convert sawhorses or 2x4 into a material support
- ▶ Features a 90° steel lip for fixed material stop cuts



WL-180 3-IN-1 RECHARGEABLE CLAMP LIGHT

ITEM # 93119

- ▶ Easy to recharge multi-purpose work light
- ▶ 6 SMD LEDs rated up to 180 lumens
- ▶ 18" flexible shaft
- ▶ Micro USB charging port with charging indicator
- ▶ Fits most adjustable clamps



SPEED JAW™





SPEEDJAW™ LOW-PROFILE BENCH VISE

WEBSITE: JSPRODUCTS.COM


TELEPHONE: 1-702-212-1300



LOW-PROFILE BENCH VISE

- ▶ SPEEDJAW™ rapid open & close feature saves time with fast adjustability
- ▶ Ratcheting handle allows fine adjustment & increased mounting options
- ▶ Precision-machined swivel base with 360° posi-clock disc
- ▶ High-grade steel construction for strength and durability

| DESCRIPTION | ITEM # |
|-------------------------------|--------|
| 3" Low-Profile SPEEDJAW™ Vise | 92745 |
| 4" Low-Profile SPEEDJAW™ Vise | 92746 |
| 5" Low-Profile SPEEDJAW™ Vise | 92747 |
| 6" Low-Profile SPEEDJAW™ Vise | 92748 |



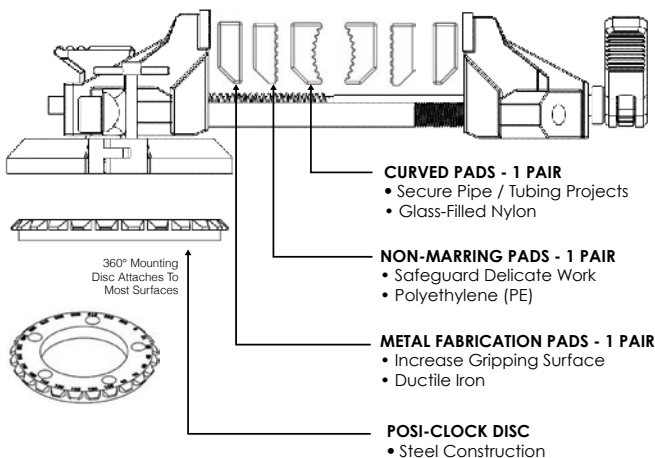
360° SWIVEL BASE WITH POSI-CLOCK DISC



REMOVABLE BASE PLATE

LOW-PROFILE VISE LINE ACCESSORIES

- ▶ Accessories available for 3", 4", 5", & 6" SPEEDJAW™ vises
- ▶ Designed specifically for SPEEDJAW™ vises, place these jaw pads flush against the top of your vise jaw to increase gripping capability



| ITEM# | COMPATIBLE VISE | ACCESSORY |
|-------|-------------------------|----------------------------|
| 92745 | SPEEDJAW™ 3" Bench Vise | 93162 3" Curved Pads |
| | | 93163 3" Metal Fab Pads |
| | | 93164 3" Non-Marring Pads |
| | | 93159 Small Mounting Disc |
| 92746 | SPEEDJAW™ 4" Bench Vise | 93095 4" Curved Pads |
| | | 93096 4" Metal Fab Pads |
| | | 93097 4" Non-Marring Pads |
| | | 93159 Small Mounting Disc |
| 92747 | SPEEDJAW™ 5" Bench Vise | 93167 5" Curved Pads |
| | | 93168 5" Metal Fab Pads |
| | | 93169 5" Non-Marring Pads |
| | | 93115 Medium Mounting Disc |
| 92748 | SPEEDJAW™ 6" Bench Vise | 93171 6" Curved Pads |
| | | 93172 6" Metal Fab Pads |
| | | 93173 6" Non-Marring Pads |
| | | 93158 Large Mounting Disc |



CURVED PADS



METAL PADS



NON-MARRING PADS



SPEEDJAW™ HAND CLAMPS

WEBSITE: JSPRODUCTS.COM
TELEPHONE: 1-702-212-1300



HC-575 ADJUSTABLE MULTI-CLAMP

ITEM # 94036


- ▶ SPEEDJAW™ dual push release
- ▶ Clamp adjusted up to 5-3/4"
- ▶ Independent jaws allow clamping of almost any shape
- ▶ Swivel pads create a secure grip
- ▶ Durable glass-filled nylon construction



HAND CLAMP PADS

ITEM # 93622, 93623, 93624

- ▶ Easy slip-on design
- ▶ Safeguard delicate work
- ▶ Secure pipe & tubing projects
- ▶ Greatly increase the gripping surface of your clamp
- ▶ 100% compatible with SPEEDJAW™ Hand Clamps



| DESCRIPTION | ITEM # |
|-------------------------------|--------|
| Hand Clamp Pads - Curved | 93622 |
| Hand Clamp Pads - Steel | 93624 |
| Hand Clamp Pads - Non-Marring | 93623 |

CURVED PADS

STEEL PADS

NON-MARRING PADS





 MAXXTM



MAXILLA™ UTILITY KNIVES

WEBSITE: JSPRODUCTS.COM

TELEPHONE: 1-702-212-1300



MAXILLA™

K-025 HANDYMAN UTILITY KNIFE

ITEM # 92691



- ▶ Ultra-slim profile retractable utility knife
- ▶ Auto-load blade chamber with easy open latch
- ▶ Quick-release blade lever
- ▶ Patent-pending carbon steel blade design has both a straight and a serrated edge (3 included)
- ▶ Standard utility knife blades also accepted

K-024 PAINTER'S UTILITY KNIFE

ITEM # 92692



- ▶ Folding 5 in 1, painter's tool scraper, roller cleaner, nail puller, can punch, bottle opener
- ▶ Folding bucket opener tool
- ▶ Auto-load blade chamber with easy open latch
- ▶ Quick-release blade lever
- ▶ Patent-pending carbon steel blade design has both a straight and a serrated edge (3 included)
- ▶ Standard utility knife blades also accepted

K-022 CONTRACTOR'S UTILITY KNIFE

ITEM # 92693



- ▶ Carbide backer board scoring tool
- ▶ Auto-load blade chamber with easy open latch
- ▶ Quick-release blade lever
- ▶ Patent-pending carbon steel blade design has both a straight and a serrated edge (3 included)
- ▶ Standard utility knife blades also accepted

K-026 PLUMBER'S UTILITY KNIFE

ITEM # 92694



- ▶ Small folding tubing cutter with flat-head handle tip
- ▶ Auto-load blade chamber with easy open latch
- ▶ Quick-release blade lever
- ▶ Patent-pending carbon steel blade design has both a straight and a serrated edge (3 included)
- ▶ Standard utility knife blades also accepted



MAXILLA™ UTILITY KNIVES

WEBSITE: JSPRODUCTS.COM
TELEPHONE: 1-702-212-1300



K-027 ELECTRICIAN'S UTILITY KNIFE

ITEM # 92695



- ▶ Folding wire stripper, crimper, cutter with built-in flat-head handle tip and wire loop holes
- 20AWG solid / 22AWG stranded 14AWG solid / 16AWG stranded
- 18AWG solid / 20AWG stranded 12AWG solid / 14AWG stranded
- 16AWG solid / 18AWG stranded 10AWG solid / 12AWG stranded
- ▶ Auto-load blade chamber with easy open latch
- ▶ Quick-release blade lever
- ▶ Patent-pending carbon steel blade design has both a straight and a serrated edge (3 included)
- ▶ Standard utility knife blades also accepted

K-028 LANDSCAPER'S UTILITY KNIFE

ITEM # 92696



- ▶ Folding mini bypass pruner/cutter with flat-head handle tip
- ▶ Auto-load blade chamber with easy open latch
- ▶ Quick-release blade lever
- ▶ Patent-pending carbon steel blade design has both a straight and a serrated edge (3 included)
- ▶ Standard utility knife blades also accepted

K-023 FLOORING UTILITY KNIFE

ITEM # 92697



- ▶ 3-position retracting flooring knife
- ▶ Easy-access blade chamber
- ▶ Quick-release button
- ▶ Uses standard carpet knife blade (3 included)
- ▶ Stainless steel liner frame with black anodized aluminum handle plates

K-010 14-IN-1 MULTI-TOOL WITH HOLSTER

ITEM # 92620



- ▶ Needle nose pliers
- ▶ Wire cutter
- ▶ Saw
- ▶ Bottle & can opener
- ▶ Small flat-head screwdriver
- ▶ Phillips-head screwdriver
- ▶ Serrated blade/hole saw
- ▶ File and large flat-head screwdriver
- ▶ Small blade/hole punch
- ▶ Medium flat-head screwdriver
- ▶ 2.25" large knife blade
- ▶ Lanyard hole/hanger





MAXILLA™

FOLDING BOLT CUTTERS

ROCKWELL/BRINELL HARDNESS RATING CHART

| MAXILLA™ FOLDING BOLT CUTTER | TEST ROD DIAMETER | | | | |
|------------------------------------|-------------------|-----------|-----------|-----------|-----------|
| | 1/4" | 5/16" | 3/8" | 7/16" | 9/16" |
| 36" 93910 | UP TO → | | | C48 / 455 | C31 / 300 |
| 24" 93909 | UP TO → | C48 / 455 | C31 / 300 | NR | NR |
| 18" 93908 | C48 / 455 | C31 / 300 | NR | NR | NR |

ROCKWELL: The Rockwell scale is a hardness scale based on indentation hardness of a material. The Rockwell test determines the hardness by measuring the depth of penetration of an indenter under a large load compared to the penetration made by a preload.

BRINELL: The Brinell scale characterizes the indentation hardness of materials through the scale of penetration of an indenter, loaded on a material test-piece. It is one of several definitions of hardness in materials science.

NR: Not rated due to test rod diameter greater than jaw opening.



MAXILLA™ BOLT CUTTERS

WEBSITE: JSPRODUCTS.COM
TELEPHONE: 1-702-212-1300



18" FOLDING BOLT CUTTERS

ITEM # 93908

- ▶ Drop-forged CrMo steel jaws conquer the toughest jobs
- ▶ Black-oxide finish adds superior rust resistance
- ▶ Locking mechanism for compact storage and easy carrying
- ▶ Wide, ergonomic handles provide powerful, non-slip grip



24" FOLDING BOLT CUTTERS

ITEM # 93909

- ▶ Drop-forged CrMo steel jaws conquer the toughest jobs
- ▶ Black-oxide finish adds superior rust resistance
- ▶ Locking mechanism for compact storage and easy carrying
- ▶ Wide, ergonomic handles provide powerful, non-slip grip



36" FOLDING BOLT CUTTERS

ITEM # 93910

- ▶ Drop-forged CrMo steel jaws conquer the toughest jobs.
- ▶ Locking mechanism for compact storage and easy carrying.
- ▶ Wide, ergonomic handles provide powerful, non-slip grip.
- ▶ Ideal for bolt sizes 1/2" or less.





 ILLUMINATORTM



WEBSITE: JSPRODUCTS.COM
TELEPHONE: 1-702-212-1300



WL-1000 LUMEN LED WORK LIGHT

ITEM # 41915

- ▶ Compact work light features 20 SMD LEDs rated up to 1,000 lumens
- ▶ 6x more energy efficient than incandescent bulbs
- ▶ Durable cast-aluminum casing with impact-resistant glass lens
- ▶ 5' 18/3 SJTW cord for outdoor use
- ▶ Removable stand included



120° TILT



360° LIGHT ROTATION



WL-3000 LUMEN LED WORK LIGHT

ITEM # 41916

- ▶ Compact work light features 60 SMD LEDs rated up to 3,000 lumens
- ▶ 5x more energy efficient than incandescent bulbs
- ▶ Durable cast-aluminum casing with impact-resistant glass lens
- ▶ 5' 18/3 SJTW cord for outdoor use
- ▶ Removable stand included



120° TILT



360° LIGHT ROTATION




WL-2000 LUMEN RECHARGEABLE LED WORK LIGHT

ITEM # 41926

- ▶ COB LEDs provide up to 2,000 lumens on High Mode and 400 lumens on Low Mode
- ▶ 9x more energy efficient than incandescent bulbs
- ▶ Durable cast-aluminum casing with impact-resistant glass lens
- ▶ 15' 18/3 SJTW cord included
- ▶ Up to 8 hours of run time



CORD MINDER



CARRYING HANDLE/
NON-MARRING KICKSTAND





WEBSITE: JSPRODUCTS.COM
TELEPHONE: 1-702-212-1300



ILLUMINATOR™

WL-4000 LUMEN LED WORK LIGHT

ITEM # 41919


- ▶ High-powered SMD LEDs rated up to 4,000 lumens
- ▶ 9x more energy efficient than incandescent bulbs
- ▶ Durable cast-aluminum casing with impact-resistant glass lens
- ▶ Removable tripod allows a 2.5' to 5' working height
- ▶ 8' 18/3 SJTW cord for outdoor use



360° LIGHT ROTATION



120° TILT



WL-12000 LUMEN LED WORK LIGHT

ITEM # 41921

- ▶ High-powered SMD LEDs rated up to 12,000 lumens
- ▶ 10x more energy efficient than incandescent bulbs
- ▶ Durable cast-aluminum casing with impact-resistant glass lens
- ▶ Removable tripod allows a 3' to 6' working height
- ▶ Extendable leg for uneven surfaces



360° LIGHT ROTATION



120° TILT



WL-2500 LUMEN LED WORK LIGHT

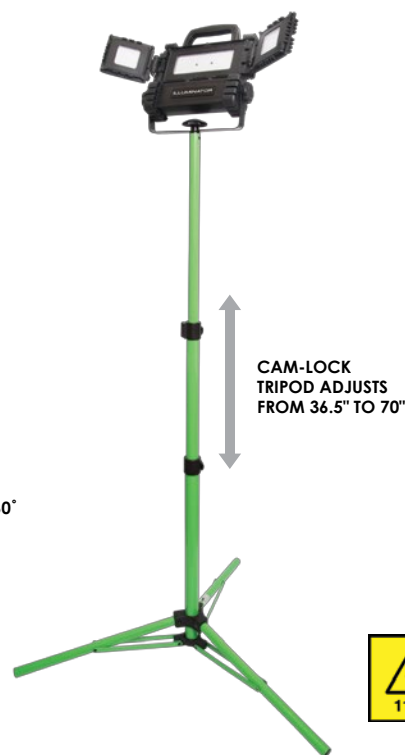
ITEM # 67124

- ▶ Multi-directional lighting panels provide 360° of light coverage
- ▶ 2,500 lumens of superior area illumination
- ▶ Pitch adjustable from 0 - 180°
- ▶ Tripod height is adjustable from 36.5" to 70"
- ▶ 5' of 18/3 SJTW high visibility cord
- ▶ Rated for indoor and outdoor use



SIDE PANELS ROTATE 360°

PITCH ADJUSTABLE FROM 0 - 180° WHEN MOUNTED TO TRIPOD



CAM-LOCK TRIPOD ADJUSTS FROM 36.5" TO 70"



STEELMANTM PRO





PROFESSIONAL LED WORK LIGHTS

WEBSITE: JSPRODUCTS.COM

TELEPHONE: 1-702-212-1300

STEELMAN™ PRO

BUMP-LITE™ WORK LIGHT

ITEM # 96877

- ▶ Rated up to 500 lumens on 10 SMD LED lights
- ▶ Nylon cage and TPR bumpers provide high impact resistance and durability
- ▶ Fold-away Hook and Magnetic Holder ensure that the work light can be hung in almost any location
- ▶ Heavy duty 25' SJTOW cord provides extended reach



RECHARGEABLE BUMP-LITE™ WORK LIGHT

ITEM # 78740

- ▶ Rated up to 500 lumens on 10 SMD LED lights
- ▶ Fold-away Hook and Magnetic Holder ensure that the work light can be hung in almost any location
- ▶ Nylon Cage and TPR Bumpers provide high impact resistance and durability



BUMP-LITE™ WITH 30FT CORD REEL WORK LIGHT

ITEM # 78738

- ▶ Rated up to 500 lumens on 10 SMD LED lights.
- ▶ Nylon cage and TPR bumpers give this light impact resistance and durability.
- ▶ Fold-away hook and magnetic holder ensure the user can hang the light anywhere.
- ▶ 30' SJTOW 18/2 cord on retractable reel



BUMP-LITE™ XL WORK LIGHT

ITEM # 96879

- ▶ Rated up to 1,200 lumens on 24 SMD LED lights
- ▶ Nylon Cage and TPR Bumpers provide high impact resistance and durability
- ▶ Fold-away Hooks and Magnetic Holders ensure that the work light can be hung in almost any location
- ▶ Heavy duty 25' SJTOW power cord for extended reach





PROFESSIONAL LED WORK LIGHTS

WEBSITE: JSPRODUCTS.COM

TELEPHONE: 1-702-212-1300

STEELMAN™ PRO

SLIM PROFILE RECHARGEABLE HEADLAMP

ITEM # 78834


- ▶ 10 SMD LEDs rated at 250 lumens
- ▶ Curved light board fits the contours of your head
- ▶ Motion sensing power switch allows hands free operation
- ▶ IP65 certified dirt and water resistant

RECHARGEABLE VIA USB/AC, UP TO 3.5 HOUR RUN TIME ON HIGH MODE

CURVED LIGHT BOARD

10 SMD LEDs, 250 LUMENS ON HIGH MODE

MOTION SENSOR FOR HANDS-FREE POWER SWITCHING



HANDS FREE ON/OFF SENSOR



FITS COMFORTABLY ON YOUR HEAD



90° ARTICULATING BRACKET

SLIM-LITE RECHARGEABLE WORK LIGHT

ITEM # 78606

- ▶ ¼" Thick slim-lite head gets into tight spaces
- ▶ 12 SMD LEDs provide 400 lumens of illumination
- ▶ Rugged design helps resist shock and impact damage
- ▶ Runtime: 2.5 Hours (High), 8 Hours (Low)



RECHARGEABLE PEN LIGHT MULTIPLE COLORS



| DESCRIPTION | ITEM # |
|------------------|--------|
| Red Pen Light | 78733 |
| Green Pen Light | 78734 |
| Blue Pen Light | 78735 |
| Orange Pen Light | 78736 |
| Silver Pen Light | 78737 |
| Black Pen Light | 78609 |



PROLOOKTM



WEBSITE: JSPRODUCTS.COM
TELEPHONE: 1-702-212-1300

PROLOCK™

PLK01 2-IN-1 NON-MARRING KNEE PADS

ITEM # 93176

- ▶ Tough K-Resin shells redirect pressure from your knees (removeable)
- ▶ Single elastic strap helps avoid painful bunching and won't retain moisture
- ▶ Custom-molded eva foam disperses body weight and provides maximum stability



PLK02 WET SURFACE KNEE PADS

ITEM # 93177

- ▶ Durable copolymer shell offers multipurpose protection for both wet and dry conditions
- ▶ Single elastic strap helps avoid painful bunching and won't retain moisture
- ▶ Custom-molded eva foam disperses body weight and provides maximum stability



PLK03 FOAM KNEE PADS

ITEM # 93180

- ▶ Custom-molded eva foam disperses body weight and provides maximum stability
- ▶ Adjustable truss system fits any size calf to help prevent strained muscles and ligaments
- ▶ Single elastic strap helps avoid painful bunching



PLK04 GEL KNEE PADS

ITEM # 93181

- ▶ Lightweight TPE compression gel absorbs hard impacts and delivers greater comfort
- ▶ Adjustable truss system fits any size calf to help prevent strained muscles and ligaments
- ▶ Single elastic strap helps avoid painful bunching
- ▶ NAMAR™ abrasion defense provides world-class abrasion resistance





WEBSITE: JSPRODUCTS.COM
TELEPHONE: 1-702-212-1300

PROLOCK™

PLK05 HARD CAPS

ITEM # 93178

- ▶ PA-66 polymer caps provide extreme wear resistance
- ▶ Textured surface for added grip in wet or dry conditions
- ▶ PROLOCK™ design a twist-to-lock system that ensures your cap stays put (knee pads sold separately)




TWIST-TO-LOCK DESIGN

PLK06 NON-MARRING CAPS

ITEM # 93179

- ▶ Flexible copolymer shell protects working surfaces from damage
- ▶ PROLOCK™ design a twist-to-lock system that ensures your cap stays put (knee pads sold separately)



TWIST-TO-LOCK DESIGN

PLK07 FOAM KNEE PADS PLUS

ITEM # 93182

- ▶ Tough K-Resin shells with form-fitting foam redirect pressure from your knees
- ▶ Hinged design supplies greater stability and pressure management
- ▶ Custom-molded eva foam disperses body weight and provides maximum stability



PLK08 GEL KNEE PADS PLUS

ITEM # 93183

- ▶ Lightweight TPE compression gel absorbs hard impacts and delivers greater comfort
- ▶ Tough K-Resin shells with form-fitting foam redirect pressure from your knees
- ▶ Hinged design supplies greater stability and pressure management
- ▶ NAMAR™ abrasion defense provides world-class abrasion resistance



