




PRODUCT CATALOG

2016-17



WORLD LEADING PRODUCT INNOVATION



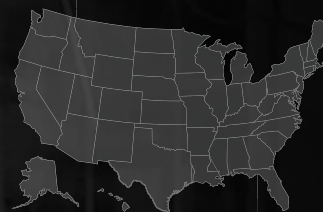
BRUSHLESS

OVER A DECADE AGO, MAKITA® CREATED BRUSHLESS MOTOR FASTENING TOOLS for assembly applications in the defense and aerospace industries, and in 2009 delivered the industry's first 18v brushless motor impact driver to contractors. Makita® BL™ Brushless Motor Technology **provides up to 50% longer run time, increased power and speed and longer tool life.**



GLOBAL

It all started with the motor over 100 years ago. Makita® Corporation was founded in 1915 as an electric motor sales and repair company. Today, as a global brand in over 40 countries, Makita® is an innovation leader, manufacturing best-in-class products at 10 plants operating in 8 countries. The unmatched quality and durability of Makita® products is driven by the company's strong R&D capabilities, and have earned the trust of professional users worldwide. Every day, on jobsites around the world, Makita® delivers the power, performance and durability that professional users demand with products that are more compact, have less vibration and feel better.



U.S.A.

Makita® Corporation of America is located in Buford, Georgia. As a part of our global network of ten manufacturing and assembly plants, Buford is one source of Makita® products used on jobsites around the world. Our product development team works closely with engineers on jobsites to develop products that exceed the demands of the American contractor. Buford, Georgia is also the site of the Makita® University, a hands-on educational experience where customers learn the latest technologies, products and applications.

QUALITY

High-Strength Steel

is used to manufacture gears and armature shafts, and graded to the highest industry standards

97% Pure Magnetic Copper Wire

delivers efficient current flow, and is engineered to withstand extreme temperatures for maximum power and longer life

Jobsite-Proven Lithium-Ion Battery Cells

are engineered for industrial performance and longer life

EXPERIENCE

Over 100 Years of Designing and Building Motors

Highest Quality Raw Materials

More Power and Less Weight in a Compact Size

Rigorous Quality Control Standards

Built for Industrial Jobsite Demands

TABLE OF CONTENTS

CORDLESS	8-34	MEASURING	35-36				
18v LXT® Lithium-Ion	8-27	Self-Leveling Lasers	36	5-1/2"-5" Circular Saws	67	Nose Piece Assembly	98
18v Combo Kits	10-11	Laser Distance Measures	36	5" & 4-3/8" Masonry Saws	67	Impact Sockets	98
18v Hammer Driver-Drills	12	CONCRETE	37-44	6-1/2" Plunge Circular Saw	68	Drill & Impact Chucks	98
18v Driver-Drills	13	Advanced AVT® Breaker Hammer	38	8-1/4" Magnesium Circular Saw	68	Demolition & Rotary Hammers	99-103
18v Angle Drills	13	AVT® Breaker Hammer	38	10-1/4" Circular Saw	68	Self-Sharpening Bull-Point	100
18v Impact Drivers	14-15	AVT® Demolition Hammers	38	16-5/8" Circular Saw	68	Premium Hammer Cart	100
18v Impact Wrenches	15-16	Demolition Hammers	38-39	AVT® Recipro Saws	69	Dust Extraction	101
18v Circular Saws	16-17	Power Scraper	39	Recipro Saws	69	Spline	101
18v Jig Saws	17	Advanced AVT® Rotary Hammers	39	18v LXT® Recipro Saws	69	SDS-MAX	102
18v Recipro Saws	17	AVT® Rotary Hammers	39-40	Jig Saws	70	SDS-PLUS	103
18v Rotary Hammers	18	Rotary Hammers	39-40	18v LXT® Jig Saws	70	Thruster®	103
36v Rotary Hammer	18	18v LXT® Rotary Hammers	41	BENCHTOP	71-74	Diamond Blades	104-105
18v Concrete Vibrators	18	Hammer Drills	42	Dual Slide Compound Miter Saws	72	Ultra-Premium	104
18v Compound Miter Saws	19	Angle Cutter	42	18v LXT® Compound Miter Saws	73	Large Diameter	104
18v Multi-Tool	19	MM4® Power Cutter	43	Slide Compound Miter Saw	73	Small Diameter	105
18v Random Orbit Sander	19	Power Cutters/Accessories	43	Compound Miter Saws	73	Dual Sandwich Tuck Point	105
18v Planer	19	SJS™ II Angle Grinders	44	Jobsite Miter Saw Stands	73	Cup Wheels	105
18v Plate Joiner	19	Concrete Planers	44	Table Saws	74	Drill Bits	106
18v Metal Cutting Saws	20	Masonry Saws	44	Portable Planer	74	Hole Saws	107
18v Band Saws	20	DUST EXTRACTION	45-48	WOODWORKING	75-82	Industrial Carbide-Tipped	107
18v Straight Shear	20	12 Gallon Wet/Dry Vacuum	46	Multi-Tool	76	Angle Grinder Accessory Guide	108
18v Nibbler	20	18v Jobsite Fans	48	18v LXT® Multi-Tool	76	Wheel Guards	108
18v Cut-Off/Angle Grinders	21	18v Cyclonic Vacuum	48	Plunge Routers	76	Inner Flanges	108
18v Die Grinder	21	18v Compact Vacuums	48	Routers/Router Kits	76-77	Lock Nuts	108
18v Rebar Cutter	21	12v max Vacuums	48	Laminate Trimmer	77	Grinding Wheels	109-110
18v Drywall Screwdrivers	22	DRILLS/FASTENING	49-54	Random Orbit Sanders	78	INOX	109
18v Autofeed Screwdrivers	22	Drills	50	18v LXT® Random Orbit Sander	79	General Purpose	109
18v Cut-Out Tool	22	Spade Handle Drills	50-51	Finishing Sanders	79	Ultra-Thin Cut-Off Wheels	110
18v Crown Stapler	22	Angle Drills	51	Belt Sanders	79-80	Flex & Cut-Off Wheels	110
18v Pin Nailer	22	18v LXT® Hammer Driver-Drill	51	Wheel Sander	80	Sanding / Polishing Pads & Bonnets	111
18v Brad Nailer	22	Drywall Screwdrivers	52-53	Planers	80-81	Grinding Brushes, Discs & Cut-off	111-112
18v Caulk/Adhesive Guns/Accessories	23	18v LXT® Drywall Screwdriver	52	18v LXT® Planer	81	Wire Brushes/Wire Wheels	111
18v Jobsite Fans	23	Screwdriver	52	18v LXT® Plate Joiner	81	Multi-Discs	112
18v Blowers	23-24	Drywall Cut-Out Tool	52	Blade Sharpener	82	Straight Grinder Wheels	113
36v Blower	24	18v LXT® Cut-Out Tool	52	Chain Mortiser	82	Resin Fiber Discs	113
18v Hedge/String Trimmers	24	Autofeed Screwdrivers	53	Blower	82	Die Grinder Accessories	113
18v Grass Shear	24	Impact Driver	53	Heat Gun	82	Metal Cutting	114-115
36v Chain Saw	25	Impact Wrenches	53-54	PNEUMATICS	83-86	Diamond Blades	114
18v Chain Saws	25	Shear Wrench	54	Big Bore™ Air Compressors	84	Abrasive Cutting Wheels	114
18v Cyclonic Canister Vacuum	26	18v LXT® Impact Wrenches	54	Compact Air Compressor	84	Nibbler & Shear Accessories	114
18v Jobsite Radios	26	METALWORKING	55-64	High Pressure Air Compressor	85	Band Saw Accessories	114
18v Coffee Maker	26	4" Angle Grinder	56	High Pressure Nailers	85	Steel/Ferrous Metals	115
18v Heated Jackets	26	4-1/2" Angle Grinders	56	Framing/Siding Coil Nailers	85	Stainless Steel	115
18v Floodlight	27	4-1/2" SJS™ Angle Grinders	56	Roofing Coil/Brad Nailers	86	Circular Saw Blades	116
18v Flashlights	27	18v LXT® 4-1/2" Angle Grinders	57	Staplers	86	Carbide-Tipped	116
18v Compact Lithium-Ion	28-29	5" SJS™ Angle Grinders	57-58	POWER EQUIPMENT	87-94	Steel	116
18v Compact Combo Kits	28	5" Angle Grinders	57	MM4® Blowers	88	Miter/Table Saw Blades	117
18v Compact Hammer Driver-Drill	29	5" SJS™ II Angle Grinders	58	MM4® Mist Blower	88	Miter Saw	117
18v Compact Driver-Drill	29	6" SJS™ Angle Grinders	58-59	MM4® Edger	88	Table Saw	117
18v Compact Impact Driver	29	7" Angle Grinders	59-60	MM4® Hedge Trimmers	89	Fiber-Cement	117
18v Compact Vacuums	29	7 7/8" Angle Sander	60	MM4® String Trimmers	89	Reciprocating Saw Blades	118
18v Jobsite Radio	29	9" Angle Grinders	60	MM4® Brush Cutter	89	Industrial	118
18v Flashlights	29	SJS™ Die Grinders	60-61	MM2™ Chain Saws	90	Makita® Shank	119
12v max CXT™ Lithium-Ion	30-31	Die Grinders	61	Electric Chain Saws	91	Jig Saw Blades	119
12v max CXT™ Combo Kits	30	18v LXT® Die Grinder	61	Electric Hedge Trimmers	91	Router Bits & Accessories	120
12v max CXT™ Driver-Drills	30-31	Disc Sanders	62	36v LXT® Chain Saw	92	Straight & Groove Forming	120
12v max CXT™ Hammer Driver-Drills	30-31	Polishers	62	18v LXT® Chain Saws	92	Edge Forming	120-121
12v max CXT™ Impact Driver	31	Fiber Cement Shear	63	18v LXT® Hedge Trimmers	92	Joiner/Slot Cutters	121
12v max CXT™ Circular Saw	31	Nibblers	63	18v LXT® String Trimmers	92-93	Laminate Trimming	121
12v max CXT™ Recipro Saw	31	18v LXT® Nibbler	63	18v LXT® Grass Shear	93	Bases/Sub Bases/Dust Nozzle	122
12v max Lithium-Ion	32-33	Shears	63	18v LXT® Blowers	93	Template Guides & Adapter	122
12v max Combo Kits	32	18v LXT® Shear	63	36v LXT® Blower	93	Guides/Holders	122
12v max Driver-Drill	32	Portable Band Saw	64	ACCESSORIES	95-124	Collets	122
12v max Angle Drill	32	Cut-Off Saws	64	Impact Gold®	96-97	Vacuum Adapters	122
12v max Impact Driver	32	Metal Cutting Saw	64	Bit Sets	96	Interlocking Cases/Cart/Tool Bags	122
12v max Impact Wrench	33	SJS™ Angle Cutter	64	Double-Ended Power Bits	96	Multi-Tool Accessories	123
12v max Circular Saw	33	Metal Cutting Saw	64	Insert Bits	97	Sanding Accessories	123-124
12v max Tile/Glass Saw	33	18v LXT® Metal Cutting Saw	64	Mag Boost	97	Abrasive Paper	123-124
12v max Recipro Saw	33	SAWS	65-70	Nutsetters	97	PSA Paper	124
12v max Jig Saw	33	7-1/4" Magnesium Circular Saw	66-67	Socket Adapters	97	PSA Discs	124
12v max Vacuums	33	7-1/4" Circular Saws	66-67	Bits/Sockets/Nutsetters	98	Replacement Pads	124
12v max Lantern/Flashlight	33	7-1/4" Magnesium Hypoid Saw	66	Hollow Sockets	98	Abrasive Belts	124
7.2v Lithium-Ion	33	7-1/4" Hypoid Saw	66	Drill & Driver Bit Sets	98	Wheel Sander Accessories	124
7.2v Impact Driver	33	18v LXT® 7-1/4" Circular Saw	67	Industrial Quad Drivers	98		
7.2v Driver-Drill	33	18v LXT® 6-1/2" Circular Saw	67	Socket Set	98		
Batteries & Chargers	34						

INNOVATIONS



STAR TECHNOLOGY

STAR
PROTECTION
COMPUTER CONTROLS™



PROTECTS BATTERY
AGAINST
**OVERLOAD
OVER-DISCHARGE
OVERHEAT**
WITH BATTERY
& TOOL

CORDLESS
Pgs. 10-34



BRUSHLESS 18V X2 TECHNOLOGY

NO LIMITS
POWER & SPEED TO
UNPLUG THE CORD

36V POWER
(2) 18V BATTERIES



UNPLUG YOUR CORDED TOOLS
and pick up Makita's 18V X2 (36V)
Lithium-Ion line up. Get the freedom
you need to reach new heights with
unmatched power and run time -
you'll never look back.

CORDLESS
Pgs. 17-25



ADVANCED AVT® - ANTI VIBRATION TECHNOLOGY

**SIGNIFICANTLY
LESS VIBRATION**

**MECHANICAL / AIR ACTUATED
COUNTERBALANCE**
VIBRATION ABSORBING HOUSING
INTEGRATED DAMPER SPRING

CONCRETE
Pgs. 38-39



MM4® - MAKITA 4-STROKE ENGINE

LOWER EMISSIONS
LESS NOISE
REDUCED OPERATING COSTS



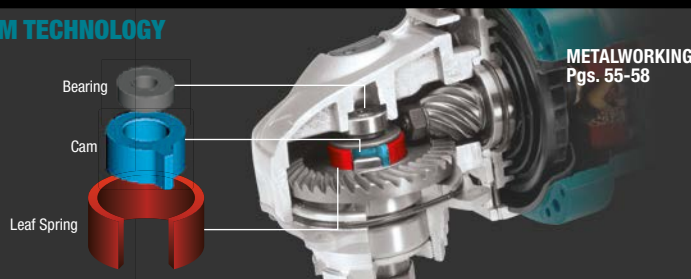
CONCRETE
Pg. 43

**POWER
EQUIPMENT**
Pgs. 88-89



SJS® II- SUPER JOINT SYSTEM TECHNOLOGY

VIBRATION REDUCTION
SJS™ II provides a leaf spring
and cam gear drive mechanism
engineered to reduce vibration
for increased operator comfort
during extended use.



METALWORKING
Pgs. 55-58

Impact GOLD®



**LASTS
10X
LONGER
DOUBLE ENDED
POWER BIT**



**XTREME TORSION
TECHNOLOGY**
for High Torque
Applications

PRECISION-FIT TIP
Prevents "Cam-out"
and Stripping

ACCESSORIES
Pgs. 96-97

LXT
LITHIUM-ION

BRUSHLESS

3
YEAR
WARRANTY
LITHIUM-ION
TOOL & BATTERY

XPH07M/T/Z*
18v LXT® Brushless 1/2" Hammer Driver-Drill Kit

1,090 In.Lbs. OF AWESOME
XFD07M/Z*
18v LXT® Brushless 1/2" Driver-Drill Kit

1,090 In.Lbs. OF AWESOME
XPH06/Z*
18v LXT® 1/2" Brushless Hammer Driver-Drill

530 In.Lbs. OF MAX TORQUE
XDT09M/Z*
18v LXT® Lithium-Ion Brushless Quick-Shift Mode™ 3-Speed Impact Driver

MOST RPM IN ITS CLASS
XDT01/Z*
18v LXT® Brushless 3-Speed Impact Driver

3-SPEED POWER SELECTION
FOR PRECISE FASTENING CONTROL

XDT08/Z*
18v LXT® Brushless Impact Driver Kit

1,420 In.Lbs. OF MAX TORQUE
NEW
XST01M/Z*
18v LXT® Lithium-Ion Brushless Oil-Impulse 3-Speed Impact Driver

OIL-IMPULSE
Lower Noise for Quiet Operation

NEW
XWT09T/Z*
18v LXT® High Torque 7/16" Hex Impact Wrench Kit

590 ft.Lbs. OF MAX TORQUE
NEW
XWT07M/Z*
18v LXT® High Torque 3/4" Impact Wrench Kit

780 ft.Lbs. OF MAX TORQUE
NEW
XWT08M/Z*
18v LXT® High Torque 1/2" Wrench Kit

740 ft.Lbs. OF MAX TORQUE
XWT02M/Z*
18v LXT® Lithium-Ion Brushless 1/2" 3-Speed Impact Wrench

3-SPEED 210 FT. LBS. OF MAX TORQUE


EXPANDING 18v X2 LXT®


NEW COMING SOON
XRJ06M/Z*
18v X2 LXT® (36v) Recipro Saw

XSH01Z*
18v X2 LXT® (36v)
7-1/4" Circular Saw

XRH05Z*
18v X2 LXT® (36v)
1" Rotary Hammer

NEW
XSL02Z*
18v X2 LXT® (36v) Brushless 7-1/2"
Dual Slide Compound Miter Saw

XCU02Z*
18v X2 LXT® (36v)
Chain Saw

* "Z" indicates bare tool model. Tool only—does not include battery or charger.

OVER 25 BRUSHLESS TOOLS

DELIVER UP TO 50% LONGER RUN TIME WITH INCREASED POWER & SPEED

XSF03M/Z*
18v LXT® Lithium-Ion Brushless
Drywall Screwdriver



NEW

XRJ05M/Z*
18v LXT® Brushless Recipro Saw



XSH03M/Z*
18v LXT® Lithium-Ion
Brushless 6-1/2" Circular Saw



XVJ02Z*
18v LXT® Lithium-Ion
Brushless Jig Saw



XRU04Z*
18v LXT® Lithium-Ion
Brushless String Trimmer



PUSH(DRIVE)

COMING SOON

**AUTOMATIC
SPEED CHANGE**
ADJUSTS SPEED & TORQUE FOR OPTIMUM PERFORMANCE

40% FASTER CUTTING
compared to XVJ03

**UP TO
60 MINUTES RUN TIME**
with two BL1850 5.0Ah batteries

NEW

XSC02M/Z*
18v LXT® Brushless 5-7/8"
Metal Cutting Saw Kit



NEW

XAG10M/Z* / XAG06MB/Z*
18v LXT® Lithium-Ion Brushless
4-1/2" Cut-Off/Angle Grinder,
Paddle Switch



XAG03MB/Z*
18v LXT® Lithium-Ion Brushless
4-1/2" Cut-Off/Angle Grinder



XRH011X/XRH01ZVX*
18v LXT® Brushless
1" Rotary Hammer Kit
w/ HEPA Vacuum



XRH01Z*
18v LXT® Brushless
1" Rotary Hammer



**AUTOMATIC
SPEED CHANGE**
ADJUSTS SPEED & TORQUE FOR OPTIMUM PERFORMANCE

**AUTOMATIC
SPEED CHANGE**
ADJUSTS SPEED & TORQUE FOR OPTIMUM PERFORMANCE

**AUTOMATIC
SPEED CHANGE**
ADJUSTS SPEED & TORQUE FOR OPTIMUM PERFORMANCE

**BUILT-ON
HEPA VACUUM**
CAPTURES 99.75% OF PARTICULATES
.3 MICRONS AND LARGER

**UP TO
50% MORE RUN TIME**
per charge

36v DELIVERS THE POWER & RUN TIME TO UNPLUG THE CORD WITHOUT LEAVING THE 18v LXT® PLATFORM

**BRUSHLESS
18v X2
36v**



XBU02Z*
18v X2 LXT® (36v)
Brushless Cordless Blower



XBU01Z*
18v X2 LXT® (36v)
Cordless Blower



XHU04Z*
18v X2 LXT® (36v)
Hedge Trimmer

**BRUSHLESS
18v X2
36v**



XRU07Z*
18v X2 LXT® (36v)
Brushless String Trimmer

* "Z" indicates bare tool model. Tool only—does not include battery or charger.

WORLD'S **18V**™ LARGEST LITHIUM-ION LINE-UP*

*18v slide-style battery **In 2016



125+
TOOLS**
SAME BATTERY

LXT
LITHIUM-ION

LXT
LITHIUM-ION
BRUSHLESS

BRUSHLESS
18V X2
36V

COMPACT.
LITHIUM-ION
18V POWER.

CORDLESS



3
YEAR
WARRANTY
LITHIUM-ION
TOOL & BATTERY

15 – 9-Piece Cordless Combo Kits



XT1500

3.0Ah BATTERY

XPH01Z	1/2" Hammer Driver-Drill	XSF01Z	Drywall Screwdriver
XAD01Z	3/8" Angle Drill	XSC01Z	5-3/8" Metal Cutting Saw
XDT04Z	Impact Driver	DUB182Z	Blower
XWT05Z	1/2" Impact Wrench	DML184	Fluorescent/Incandescent Flashlight
XWT04Z	1/2" Impact Wrench	DML185	Xenon Flashlight
XSS02Z	6-1/2" Circular Saw	XRM02W	Compact Jobsite Radio
XRJ03Z	Recipro Saw	BL1830	(4) 18V LXT® Lithium-Ion 3.0Ah Battery
XAG01Z	4-1/2" Cut-off/Angle Grinder	DC18RC	(2) Rapid Optimum Charger
XRH04Z	7/8" Rotary Hammer		



XT902

3.0Ah BATTERY

XPH01Z	1/2" Hammer Driver-Drill	XAG01Z	4-1/2" Cut-off/Angle Grinder
XDT04Z	Impact Driver	DML185	Xenon Flashlight
XWT05Z	1/2" Impact Wrench	XRM02W	Compact Job Site Radio
XSS02Z	6-1/2" Circular Saw	BL1830	(2) 18V LXT® Lithium-Ion 3.0Ah Battery
XRJ03Z	Recipro Saw	DC18RC	Rapid Optimum Charger
XRH04Z	7/8" Rotary Hammer		

7 – 4-Piece Cordless Combo Kits



XT702

3.0Ah BATTERY

XPH01Z	1/2" Hammer Driver-Drill
XDT04Z	Impact Driver
XSS02Z	6-1/2" Circular Saw
XRJ03Z	Recipro Saw
XAG01Z	4-1/2" Cut-off/Angle Grinder
DML185	Xenon Flashlight
XRM02W	Compact Jobsite Radio
BL1830	(2) 18V LXT® Lithium-Ion 3.0Ah Battery
DC18RC	Rapid Optimum Charger



XT601

3.0Ah BATTERY

XPH01Z	1/2" Hammer Driver-Drill
XDT04Z	Impact Driver
XSS02Z	6-1/2" Circular Saw
XRJ03Z	Recipro Saw
XAG01Z	4-1/2" Cut-off/Angle Grinder
DML185	Xenon Flashlight
BL1830	(2) 18V LXT® Lithium-Ion 3.0Ah Battery
DC18RC	Rapid Optimum Charger



NEW XT444MR

2.0Ah BATTERY

4.0Ah BATTERY

XPH06Z	Brushless Hammer Driver-Drill
XDT08Z	Brushless Impact Driver
XRJ01Z	Recipro Saw (Not Brushless)
DML802	L.E.D. Flashlight
BL1840B	18V LXT® Lithium-Ion 4.0Ah Battery
BL1820B	18V LXT® Lithium-Ion 2.0Ah Battery
DC18RC	Rapid Optimum Charger



XT405

3.0Ah BATTERY

XPH01Z	1/2" Hammer Driver-Drill
XDT04Z	Impact Driver
XSS02Z	6-1/2" Circular Saw
DML185	Xenon Flashlight
BL1830	(2) 18V LXT® Lithium-Ion 3.0Ah Battery
DC18RC	Rapid Optimum Charger



XT406

3.0Ah BATTERY

XPH01Z	1/2" Hammer Driver-Drill
XSS02Z	6-1/2" Circular Saw
XRJ03Z	Recipro Saw
DML185	Xenon Flashlight
BL1830	(2) 18V LXT® Lithium-Ion 3.0Ah Battery
DC18RC	Rapid Optimum Charger



XT407

3.0Ah BATTERY

XPH01Z	1/2" Hammer Driver-Drill
XDT04Z	Impact Driver
XRJ03Z	Recipro Saw
DML185	Xenon Flashlight
BL1830	(2) 18V LXT® Lithium-Ion 3.0Ah Battery
DC18RC	Rapid Optimum Charger



XT439PMB

4.0Ah BATTERY

XPH07Z	Brushless 1/2" Hammer Driver-Drill
XDT04Z	Impact Driver (Not Brushless)
XSH01Z	X2 LXT® 7-1/4" Circular Saw (Not Brushless)
DML802	LED Flashlight
BL1840B	(3) 18V LXT® Lithium-Ion 4.0Ah Battery
DC18RD	Dual Port Rapid Optimum Charger

2-Piece Cordless Combo Kits**XT259PMB**

XPH07Z Brushless 1/2" Hammer Driver-Drill
XSH01Z X2 LXT® 7-1/4" Circular Saw (Not Brushless)
BL1840B (3) 18V LXT® Lithium-Ion 4.0Ah Battery
DC18RD Dual Port Rapid Optimum Charger

**XT258PMB**

XDT04Z Impact Driver
XRH05Z X2 LXT® 1" Rotary Hammer
BL1840B (3) 18V LXT® Lithium-Ion 4.0Ah Battery
DC18RD Dual Port Rapid Optimum Charger

**XT252TB**

XPH07Z Brushless 1/2" Hammer Driver-Drill
XDT01Z Brushless 3-Speed Impact Driver
BL1850B (2) 18V LXT® Lithium-Ion 5.0Ah Battery
DC18RC Rapid Optimum Charger

**XT252MB**

XPH07Z Brushless 1/2" Hammer Driver-Drill
XDT01Z Brushless 3-Speed Impact Driver
BL1840B (2) 18V LXT® Lithium-Ion 4.0Ah Battery
DC18RC Rapid Optimum Charger

**XT257TB**

XPH07Z Brushless 1/2" Hammer Driver-Drill
XDT08Z Brushless Impact Driver
BL1850B (2) 18V LXT® Lithium-Ion 5.0Ah Battery
DC18RC Rapid Optimum Charger

**XT257MB**

XPH07Z Brushless 1/2" Hammer Driver-Drill
XDT08Z Brushless Impact Driver
BL1840B (2) 18V LXT® Lithium-Ion 4.0Ah Battery
DC18RC Rapid Optimum Charger

**XT248MB**

XPH06Z Brushless Hammer Driver-Drill
XDT08Z Brushless Impact Driver
BL1840B (2) 18V LXT® Lithium-Ion 4.0Ah Battery
DC18RC Rapid Optimum Charger

**XT248**

XPH06Z Brushless Hammer Driver-Drill
XDT08Z Brushless Impact Driver
BL1830 (2) 18V LXT® Lithium-Ion 3.0Ah Battery
DC18RC Rapid Optimum Charger

**NEW XT248R**

XPH06Z Brushless Hammer Driver-Drill
XDT08Z Brushless Impact Driver
BL1820B (2) 18V Compact Lithium-Ion 2.0Ah Battery
DC18RC Rapid Optimum Charger

**XT255MB**

XSF03Z Brushless Drywall Screwdriver
XOC01Z Cut-Out Tool (Not Brushless)
BL1840B (2) 18V LXT® Lithium-Ion 4.0Ah Battery
DC18RC Rapid Optimum Charger

**XT256MB**

XDT04Z Impact Driver (Not Brushless)
XSF03Z Brushless Drywall Screwdriver
BL1840B (2) 18V LXT® Lithium-Ion 4.0Ah Battery
DC18RC Rapid Optimum Charger

**XT249**

XDT04Z Impact Driver
XSF01Z Drywall Screwdriver
BL1830 (2) 18V LXT® Lithium-Ion 3.0Ah Battery
DC18RC Rapid Optimum Charger

**XT221**

XPH03Z 1/2" Hammer Driver Drill
XRJ03Z Recipro Saw
BL1830 (2) 18V LXT® Lithium-Ion 3.0Ah Battery
DC18RC Rapid Optimum Charger

**XT218**

XPH03Z 1/2" Hammer Driver Drill
XDT04Z Impact Driver
BL1830 (2) 18V LXT® Lithium-Ion 3.0Ah Battery
DC18RC Rapid Optimum Charger

**XT218MB**

XPH03Z 1/2" Hammer Driver Drill
XDT04Z Impact Driver
BL1840B (2) 18V LXT® Lithium-Ion 4.0Ah Battery
DC18RC Rapid Optimum Charger

**XT211**

XPH01Z 1/2" Hammer Driver-Drill
XDT04Z Impact Driver
BL1830 (2) 18V LXT® Lithium-Ion 3.0Ah Battery
DC18RC Rapid Optimum Charger

**XT211MB**

XPH01Z 1/2" Hammer Driver-Drill
XDT04Z Impact Driver
BL1840B (2) 18V LXT® Lithium-Ion 4.0Ah Battery
DC18RC Rapid Optimum Charger

**XT211A**

XPH01Z 1/2" Hammer Driver-Drill
XDT04Z Impact Driver
BL1830 (2) 18V LXT® Lithium-Ion 3.0Ah Battery
DC18SE Optimum Automotive Charger

UPGRADE YOUR 18v KIT

5.0Ah BATTERY

LXT LITHIUM-ION



NEW BL1850B

AVAILABLE ON 18v CORDLESS TOOL MODEL #'S ENDING WITH "TB" or "T"

4.0Ah BATTERY

LXT LITHIUM-ION



NEW BL1840B

AVAILABLE ON 18v CORDLESS TOOL MODEL #'S ENDING WITH "MB" or "M"

2.0Ah BATTERY

COMPACT LITHIUM-ION 18V POWER



NEW BL1820B

COMPATIBLE ONLY WITH 18v STAR PROTECTION TOOLS

STAR PROTECTION COMPUTER CONTROLS™

UPGRADED

NEW L.E.D. BATTERY CHARGE INDICATOR



1,090 IN.LBS. OF AWESOME



LXT LITHIUM-ION

BRUSHLESS

XPH07TB / XPH07MB

18v LXT® BRUSHLESS 1/2" HAMMER DRIVER-DRILL KIT
Delivers Up To 50% More Power and Performance¹

- BL™ Brushless Motor delivers 1,090 in.lbs. of Max Torque
- 0-31,500 BPM for fast hammer drilling in masonry materials
- Efficient BL™ Brushless motor is electronically controlled to optimize battery energy use for up to 50% longer run time per charge
- The BL™ Brushless Motor eliminates carbon brushes, enabling the BL™ Motor to run cooler and more efficiently for longer life
- The electronically-controlled BL™ Brushless Motor efficiently uses energy to match torque and RPM to the changing demands of the application

¹ Compared to LXP003

Model XPH07TB Includes: (2) 18v LXT® Lithium-Ion 5.0Ah Battery (BL1850B), 18v Lithium-Ion Rapid Optimum Charger (DC18RC), Side Handle (126413-8), Depth Gauge (122576-8), Belt Clip (346317-0), Tool Case

Model XPH07MB Includes: Same as XPH07TB except (2) 18v LXT® Lithium-Ion 4.0Ah Battery (BL1840B)

Model XPH07Z Includes: Tool Only; Battery and Charger not included

Capacities:	Steel (1/2"), Wood (3"), Masonry (5/8")
No Load Speed (var. 2 spd)	0 - 550 / 0 - 2,100 RPM
Blows Per Minute (2 speed)	0 - 8,250 / 0 - 31,500 BPM
Maximum Torque (in.lbs./N•m)	1,090 in.lbs./125N•m
Battery	18v LXT® Lithium-Ion
Overall Length	8-1/8"
Net Weight (with battery)	5.9 lbs.
Shipping Weight	XPH07TB (16.12 lbs.), XPH07MB (16.45 lbs.)

Z
XPH07Z

XPH07TB shown



UP TO **77 HOLES**
IN A SINGLE CHARGE²

² Using BL1840 4.0Ah battery



XPH07M

HOLES 10 20 30 40 50 60 70 80

UP TO **24%**
FASTER DRILLING³

Time to drill 3 holes using 2-9/16" self-feed bit



Learn More makitatools.com/Awesome


³ Data on XFD07M/XPH07T based on Makita® testing compared to leading competitors

COMPACT HAMMER-DRILL



Z
XPH10Z

POWER



Makita-built 4-pole motor delivers 480 in.lbs. of Max Torque

COMPACT LITHIUM-ION 18V POWER

NEW XPH10R

18v COMPACT 1/2" HAMMER DRIVER-DRILL KIT
More Compact And 26% More RPM⁴

- Makita-built 4-pole motor delivers 480 in.lbs. of Max Torque
- Variable 2-speed design (0-600 & 0-1,900 RPM) covers a wide range of drilling, driving and hammer applications
- Compact and ergonomic design at only 7-3/4" long
- Weighs only 3.4 lbs. with battery for reduced operator fatigue
- Rubberized soft grip provides increased comfort on the job
- Dual L.E.D. lights with afterglow illuminate the work area

⁴ Compared to XPH01Z

Model XPH10R Includes: (2) 18v Compact Lithium-Ion 2.0Ah Battery (BL1820B), 18v Lithium-Ion Rapid Optimum Charger (DC18RC), Tool Case, Belt Clip

Model XPH10Z Includes: Tool Only; Battery and Charger not included

Capacities:	Steel (1/2"), Wood (1-1/2"), Masonry (1/2")
No Load Speed (var. 2 spd)	0 - 600 / 0 - 1,900 RPM
Blows Per Minute (2 speed)	0 - 9,000 / 0 - 28,500 BPM
Maximum Torque (in.lbs./N•m)	480 in.lbs./54N•m
Battery	18v Compact Lithium-Ion
Overall Length	7-3/4"
Net Weight (with battery)	3.4 lbs.
Shipping Weight	10.7 lbs.



Z
XPH06Z

LXT LITHIUM-ION

BRUSHLESS

XPH06



18v LXT® 1/2" BRUSHLESS HAMMER DRIVER-DRILL KIT
Delivers 35% More Drilling, Driving and Fastening Speed⁴

- BL™ Brushless Motor delivers 530 in.lbs. of Max Torque
- Variable 2-speed (0-400 & 0-1,550 RPM) for a wide range of drilling, fastening and hammer drilling applications
- Efficient BL™ Brushless motor is electronically controlled to optimize battery energy use for up to 50% longer run time per charge
- The BL™ Brushless Motor eliminates carbon brushes, enabling the BL™ Motor to run cooler and more efficiently for longer life

Model XPH06 Includes: 18v Lithium-Ion Rapid Optimum Charger (DC18RC), (2) 18v LXT® Lithium-Ion 3.0Ah Battery (BL1830), Tool Case

Model XPH06Z Includes: Tool Only; Battery and Charger not included

Capacities:	Steel (1/2"), Wood (1-1/2"), Masonry (1/2")
No Load Speed (var. 2 spd)	0 - 400 / 0 - 1,550 RPM
Blows Per Minute (2 speed)	0 - 6,000 / 0 - 23,000 BPM
Maximum Torque (in.lbs./N•m)	530 in.lbs./45N•m
Battery	18v LXT® Lithium-Ion
Overall Length	7-7/8"
Net Weight (with battery)	5.9 lbs.
Shipping Weight	10.8 lbs.

⁵ Compared to LXP005

Z
SURE TOOL
XFD07ZLXT
BRUSHLESS

XFD07MB

XPT

4.0Ah BATTERY

18v LXT® BRUSHLESS 1/2" DRIVER-DRILL KITDelivers Up To 50% More Power and Performance than Previous Model⁶

- BL™ Brushless Motor delivers 1,090 in.lbs. of Max Torque
- BL™ Brushless Motor eliminates carbon brushes, enabling the BL™ Motor to run cooler and more efficiently
- 3-stage L.E.D. gauge indicates battery charge level
- All metal variable 2-speed transmission (0 - 550 & 0 - 2,100 RPM) for a wide range of drilling and fastening applications
- Weighs only 5.8 lbs. with battery for reduced operator fatigue

Model XFD07MB Includes: (2) 18V LXT® Lithium-Ion 4.0Ah Battery (BL1840B), 18V Lithium-Ion Rapid Optimum Charger (DC18RC), Side Handle (126413-8), Depth Gauge (122576-8), Belt Clip (346317-0), Tool Case

Model XFD07Z Includes: Tool Only; Battery and Charger not included

Capacities:	Steel (1/2"), Wood (3")
No Load Speed (var. 2 spd)	0 - 550 / 0 - 2,100 RPM
Maximum Torque (in.lbs./N•m)	1,090 in.lbs./125N•m
Battery	18V LXT® Lithium-Ion
Overall Length	8-1/8"
Net Weight (with battery)	5.9 lbs.
Shipping Weight	19.7 lbs.

⁶ Compared to LXP03Z
SURE TOOL
XFD10ZLXT
COMPACT LITHIUM-ION
1/2" POWER

XFD10R

XPT

2.0Ah BATTERY

18v COMPACT 1/2" DRIVER-DRILL KITMore Compact And 26% More RPM⁷

- Makita-built 4-pole motor delivers 480 in.lbs. of Max Torque
- Mechanical 2-speed transmission (0-600 & 0-1,900 RPM) for a wide range of drilling and driving applications
- Features Extreme Protection Technology (XPT™) which is engineered to provide increased dust and water resistance in harsh job site conditions
- Dual L.E.D. lights with afterglow illuminate the work area
- Ergonomically designed handle with rubberized soft grip provides increased comfort

Model XFD10R Includes: (2) 18V Compact Lithium-Ion 2.0Ah Battery (BL1820B), 18V Lithium-Ion Rapid Optimum Charger (DC18RC), Tool Case

Model XFD10Z Includes: Tool Only; Battery and Charger not included

Capacities:	Steel (1/2"), Wood (1-1/2"), Masonry (1/2")
No Load Speed (var. 2 spd)	0 - 600 / 0 - 1,900 RPM
Maximum Torque (in.lbs./N•m)	480 in.lbs./54N•m
Battery	18V Compact Lithium-Ion
Overall Length	7-1/4"
Net Weight (with battery)	3.3 lbs.
Shipping Weight	10.6 lbs.

⁷ Compared to XFD01ZZ
SURE TOOL
XPH03ZLXT
HAMMER

XPH03MB

XPT

4.0Ah BATTERY

18v LXT® 1/2" HAMMER DRIVER-DRILL KIT

Makita-Built 4-Pole Motor Delivers 750 in.lbs. of Max Torque

- Mechanical 2-speed transmission (0-400 & 0-2,000 RPM) for a wide range of drilling, fastening and hammer drilling applications
- Compact and ergonomic design at only 8-7/8" long
- Weighs only 5.1 lbs. with battery for reduced operator fatigue
- Makita-built 4-pole motor delivers an industry-leading 750 in.lbs. of Max Torque; 25% more than the previous model⁸

Model XPH03MB Includes: (2) 18V LXT® Lithium-Ion 4.0Ah Battery (BL1840B), 18V Lithium-Ion Rapid Optimum Charger (DC18RC), Side Handle (126131-8), Depth Gauge (122576-8), Belt Clip (346317-0), Bit Holder (452947-8), Tool Case, (2) Double Ended Bit

Model XPH03Z Includes: Tool Only; Battery and Charger not included

Capacities:	Steel (1/2"), Wood (3"), Masonry (5/8")
No Load Speed (var. 2 spd)	0 - 400 / 0 - 2,000 RPM
Blows Per Minute (2 speed)	0 - 6,000 / 0 - 30,000 BPM
Maximum Torque (in.lbs./N•m)	750 in.lbs./84N•m
Battery	18V LXT® Lithium-Ion
Overall Length	8-7/8"
Net Weight (with battery)	5.1 lbs.
Shipping Weight	14.75 lbs.

⁸ Compared to BHP454Z
SURE TOOL
XFD03Z

LXT



XFD03

XPT

3.0Ah BATTERY

18v LXT® 1/2" DRIVER-DRILL KIT
750 in.lbs. of Max Torque in a Compact Design

- Makita-built 4-pole motor delivers 750 in.lbs. of Max Torque, 25% more than the previous model⁹
- Mechanical 2-speed transmission (0-400 & 0-2,000 RPM) for a wide range of drilling and fastening applications
- Extreme Protection Technology (XPT™) engineered for improved dust and water resistance for operation in harsh job site conditions
- All metal gears and aluminum gear housing for maximum job site durability

Model XFD03 Includes: (2) 18V LXT® Lithium-Ion 3.0Ah Battery (BL1830), 18V Lithium-Ion Rapid Optimum Charger (DC18RC), Side Handle (419216-0), Bit Holder (452947-8), Belt Clip (346034-7), Tool Case

Model XFD03Z Includes: Tool Only; Battery and Charger not included

Capacities:	Steel (1/2"), Wood (3")
No Load Speed (var. 2 spd)	0 - 400 / 0 - 2,000 RPM
Maximum Torque (in.lbs./N•m)	750 in.lbs./84N•m
Battery	18V LXT® Lithium-Ion
Overall Length	8-7/8"
Net Weight (with battery)	5 lbs.
Shipping Weight	15 lbs.

⁹ Compared to LXF01Z
SURE TOOL
XPH01ZLXT
HAMMER

XPH01

3.0Ah BATTERY

18v LXT® 1/2" HAMMER DRIVER-DRILL KIT

Powerful Drilling and Driving, Weighs Only 4.0 lbs.

- Makita-built 4-pole motor delivers 480 in.lbs. of Max Torque
- Variable 2-speed design (0-400 & 0-1,500 RPM) covers a wide range of drilling, driving and hammer applications
- Compact and ergonomic design at only 8-1/8" long
- Weighs only 4.0 lbs. with battery for reduced operator fatigue
- Built-in L.E.D. light with afterglow illuminates the work area

Model XPH01 Includes: (2) 18V LXT® Lithium-Ion 3.0Ah Battery (BL1830), 18V Lithium-Ion Rapid Optimum Charger (DC18RC), Tool Case

Model XPH01Z Includes: Tool Only; Battery and Charger not included

Capacities:	Steel (1/2"), Wood (1-1/2"), Masonry (1/2")
No Load Speed (var. 2 spd)	0 - 400 / 0 - 1,500 RPM
Blows Per Minute (2 speed)	0 - 6,000 / 0 - 22,500 BPM
Maximum Torque (in.lbs./N•m)	480 in.lbs./54N•m
Battery	18V LXT® Lithium-Ion
Overall Length	8-1/8"
Net Weight (with battery)	4 lbs.
Shipping Weight	13 lbs.

Z
SURE TOOL
XFD01Z

LXT



XFD01

3.0Ah BATTERY

18v LXT® 1/2" DRIVER-DRILL KIT

480 in.lbs. of Max Torque in a Compact Design

- Makita-built 4-pole motor delivers 480 in.lbs. of Max Torque and 290 in.lbs. of PTI Torque
- Variable 2-speed (0-400 & 0-1,500 RPM) covers a wide range of drilling and driving applications
- Compact and ergonomic design at only 7-9/16" long
- Weighs only 3.8 lbs. with battery for reduced operator fatigue
- Built-in L.E.D. light with afterglow illuminates the work area

Model XFD01 Includes: (2) 18V LXT® Lithium-Ion 3.0Ah Battery (BL1830), 18V Lithium-Ion Rapid Optimum Charger (DC18RC), Tool Case

Model XFD01Z Includes: Tool Only; Battery and Charger not included

Capacities:	Steel (1/2"), Wood (1/2")
No Load Speed (var. 2 spd)	0 - 400 / 0 - 1,500 RPM
Maximum Torque (in.lbs./N•m)	480 in.lbs./54N•m
Battery	18V LXT® Lithium-Ion
Overall Length	7-9/16"
Net Weight (with battery)	3.3 lbs.
Shipping Weight	11.3 lbs.

Z
SURE TOOL
XAD02ZLXT
ANGLE

XAD02

3.0Ah BATTERY

18v LXT® 3/8" ANGLE DRILL KIT

Close Quarters Drilling & Driving

- Makita-built 4-pole motor delivers 121 in.lbs. of Max Torque
- Variable speed (0-1,800 RPM) for a wide range of drilling and driving applications
- 3/8" keyless chuck for fast and easy bit installation and removal
- Compact 3-1/2" angle head height for use in close quarters
- Compact and ergonomic design at only 12-3/8" long
- Weighs only 4.0 lbs. with battery for reduced operator fatigue

Model XAD02 Includes: (2) 18V LXT® Lithium-Ion 3.0Ah Battery (BL1830), 18V Lithium-Ion Rapid Optimum Charger (DC18RC), Tool Bag

Model XAD02Z Includes: Tool Only; Battery and Charger not included

Capacities:	Steel (3/8"), Wood (1")
No Load Speed (variable speed)	0 - 1,800 RPM
Maximum Torque (in.lbs./N•m)	121 in.lbs./14N•m
Battery	18V LXT® Lithium-Ion
Overall Length	12-3/8"
Net Weight (with battery)	4 lbs.
Shipping Weight	13 lbs.

Z
SURE TOOL
XAD01ZLXT
ANGLE

XAD01

3.0Ah BATTERY

18v LXT® 3/8" ANGLE DRILL KIT

Close Quarters Drilling & Driving

- Makita-built 4-pole motor delivers 121 in.lbs. of Max Torque
- Variable speed (0-1,800 RPM) for a wide range of drilling and driving applications
- 3/8" keyed metal chuck for improved bit gripping power
- Compact 2-5/8" angle head height for use in close quarters
- Compact and ergonomic design at only 12-3/8" long
- Weighs only 4.0 lbs. with battery for reduced operator fatigue

Model XAD01 Includes: (2) 18V LXT® Lithium-Ion 3.0Ah Battery (BL1830), 18V Lithium-Ion Rapid Optimum Charger (DC18RC), Chuck Key Holder (450688-0), Chuck Key (763415-9), Tool Bag

Model XAD01Z Includes: Tool Only; Battery and Charger not included

Capacities:	Steel (3/8"), Wood (1")
No Load Speed (variable speed)	0 - 1,800 RPM
Maximum Torque (in.lbs./N•m)	121 in.lbs./14N•m
Battery	18V LXT® Lithium-Ion
Overall Length	12-3/8"
Net Weight (with battery)	4 lbs.
Shipping Weight	13 lbs.



18v LXT® BRUSHLESS 3-SPEED IMPACT DRIVER KIT

High Performance with Brushless Motor

- Quick-Shift Mode™ selector has an automatic controller that downshifts and reduces rotation and impact speed prior to driving screw into place
- BL™ Brushless Motor delivers 3,600 Max RPM and 1,550 in.lbs. of Max Torque
- Features Extreme Protection Technology (XPT™) which is engineered to provide increased dust and water resistance in harsh job site conditions

Model XDT09MB Includes: (2) 18v LXT® Lithium-Ion 4.0Ah Battery (BL1840B), 18v Lithium-Ion Rapid Optimum Charger (DC18RC), Tool Case

Model XDT09Z Includes: Tool Only; Battery and Charger not included

Hex Shank	1/4"
Impacts Per Minute (3 speed)	0 - 1,100 / 0 - 2,600 / 0 - 3,800 IPM
No Load Speed (3 speed)	0 - 1,100 / 0 - 2,100 / 0 - 3,600 RPM
Maximum Torque (in.lbs./N•m)	1,550 in.lbs./175N•m
Battery	18v LXT® Lithium-Ion
Overall Length	4-11/16"
Net Weight (with battery)	3.3 lbs.
Shipping Weight	10.8 lbs.



Makita 4-pole motor with innovative 4-brush design delivers 26% more RPM without decreasing torque¹



Dual L.E.D. lights with afterglow illuminate the work area



All-metal gear housing



XDT08

18v LXT® BRUSHLESS IMPACT DRIVER KIT

Brushless Motor Delivers up to 50% Longer Run Time Per Charge

- The BL™ Brushless Motor eliminates carbon brushes, enabling the BL™ Motor to run cooler and more efficiently for longer life
- BL™ Brushless Motor delivers 1,420 in.lbs. of Max Torque
- Variable speed (0-2,500 RPM & 0-3,200 IPM) for a wide range of fastening applications
- 18v LXT® Lithium-Ion battery charges in only 30 minutes

Model XDT08 Includes: (2) 18v LXT® Lithium-Ion 3.0Ah Battery (BL1830), 18v Lithium-Ion Rapid Optimum Charger (DC18RC), Tool Case

Model XDT08Z Includes: Tool Only; Battery and Charger not included

Hex Shank	1/4"
No Load Speed (variable speed)	0 - 2,500 RPM
Impacts Per Minute (variable speed)	0 - 3,200 IPM
Maximum Torque (in.lbs./N•m)	1,420 in.lbs./160N•m
Battery	18v LXT® Lithium-Ion
Overall Length	5-7/8"
Net Weight (with battery)	3.4 lbs.
Shipping Weight	11 lbs.



18v COMPACT IMPACT DRIVER KIT

Makita 4-Pole Motor with 4-Brush Design Delivers 26% More RPM without Decreasing Torque¹

- Variable speed (0-2,900 RPM & 0-3,500 IPM) and 1,460 in.lbs. of torque for a wide range of fastening applications
- All metal gear housing for increased job site durability
- Compact and ergonomic design at only 5-3/8" long
- Weighs only 2.8 lbs. with battery for reduced operator fatigue
- Convenient one-touch 1/4" hex chuck for quick bit changes
- Only use genuine Makita batteries and chargers

¹ Compared to XDT04Z

Model XDT11R Includes: (2) 18v Compact Lithium-Ion 2.0Ah Battery (BL1820B), 18v Lithium-Ion Rapid Optimum Charger (DC18RC), Tool Case

Model XDT11Z Includes: Tool Only; Battery and Charger not included

Hex Shank	1/4"
No Load Speed (variable speed)	0 - 2,900 RPM
Impacts Per Minute (variable speed)	0 - 3,500 IPM
Maximum Torque (in.lbs./N•m)	1,460 in.lbs./165N•m
Battery	18v Compact Lithium-Ion
Overall Length	5-3/8"
Net Weight (with battery)	2.8 lbs.
Shipping Weight	10.3 lbs.



XDT01

18v LXT® BRUSHLESS 3-SPEED IMPACT DRIVER KIT

3-Speed Power Selection for Precise Fastening Control

- Efficient BL™ Brushless motor is electronically controlled to optimize battery energy use for up to 50% longer run time per charge
- Makita-built Brushless Motor delivers 1,460 in.lbs. of Max Torque
- 3-speeds (0-1,300, 0-2,000, 0-2,600 RPM & 0-1,300, 0-2,000 / 2,600 IPM) for a wide range of applications
- Compact and ergonomic design at only 5-1/2" long

Model XDT01 Includes: (2) 18v LXT® Lithium-Ion 3.0Ah Battery (BL1830), 18v Lithium-Ion Rapid Optimum Charger (DC18RC), Tool Case

Model XDT01Z Includes: Tool Only; Battery and Charger not included

Hex Shank	1/4"
No Load Speed (3 speed)	0 - 1,300 / 0 - 2,000 / 0 - 2,600 RPM
Impacts Per Minute (3 speed)	0 - 1,300 / 0 - 2,800 / 0 - 3,400 IPM
Maximum Torque (in.lbs./N•m)	1,460 in.lbs./165N•m
Battery	18v LXT® Lithium-Ion
Overall Length	5-1/2"
Net Weight (with battery)	2.8 lbs.
Shipping Weight	10.3 lbs.



XDT04

18v LXT® IMPACT DRIVER KIT

Makita-Built 4-Pole Motor Delivers Industrial Fastening Power in a Compact Size

- Variable speed (0-2,300 RPM & 0-3,200 IPM) for a wide range of fastening applications
- Convenient one-touch 1/4" hex chuck for quick bit changes
- Makita-built 4-pole motor delivers 1,420 in.lbs. of Max Torque
- Rubberized soft grip provides increased comfort on the job
- Makita-built 4-pole motor delivers 1,420 in.lbs. of Max Torque

Model XDT04 Includes: (2) 18v LXT® Lithium-Ion 3.0Ah Battery (BL1830), 18v Lithium-Ion Rapid Optimum Charger (DC18RC), Tool Case

Model XDT04Z Includes: Tool Only; Battery and Charger not included

Hex Shank	1/4"
No Load Speed (variable speed)	0 - 2,300 RPM
Impacts Per Minute (variable speed)	0 - 3,200 IPM
Maximum Torque (in.lbs./N•m)	1,420 in.lbs./160N•m
Battery	18v LXT® Lithium-Ion
Overall Length	5-7/16"
Net Weight (with battery)	3.3 lbs.
Shipping Weight	12 lbs.



XPT03

18v LXT® HYBRID™ IMPACT DRIVER KIT

4 Tools in 1

- Hybrid 4-function tool with impact, hammer, driver and drill all in one
- Variable 2-speed (0-700 & 0-2,300 RPM) for a wide range of drilling, driving and fastening applications
- Makita-built 4-pole motor delivers 1,240 in.lbs. of impact Max Torque
- Convenient 1/4" hex chuck for quick bit changes
- Compact and ergonomic design at only 7-3/8" long
- Weighs only 4.1 lbs. with battery for reduced operator fatigue

Model XPT03 Includes: (2) 18v LXT® Lithium-Ion 3.0Ah Battery (BL1830), 18v Lithium-Ion Rapid Optimum Charger (DC18RC), Tool Bag

Model XPT03Z Includes: Tool Only; Battery and Charger not included

Hex Shank	1/4"
No Load Speed (var. 2 spd)	0 - 700 / 0 - 2,300 RPM
Impacts Per Minute (variable speed)	0 - 3,200 IPM
Maximum Torque (in.lbs./N•m)	1,240 in.lbs./140N•m
Blows Per Minute (variable speed)	0 - 27,600 BPM
Battery	18v LXT® Lithium-Ion
Overall Length	7-3/8"
Net Weight (with battery)	4.1 lbs.
Shipping Weight	11.7 lbs.

Z
MAKITA
XST01Z

NEW XST01M XPT 4.0Ah BATTERY

18v LXT® BRUSHLESS 3-SPEED IMPACT DRIVER KITUp to 30% Lower Noise for Quiet Operation²

- Oil-Impulse™ Technology utilizes oil to hydraulically drive the impact mechanism for lower noise and increased efficiency
- Quick-Shift Mode™ selector has an automatic electronic controller that downshifts and reduces rotation and impact speed prior to driving screw
- The BL™ Brushless Motor eliminates carbon brushes, enabling the BL™ Motor to run cooler and more efficiently for longer life

Model XST01M Includes: (2) 18V LXT® Lithium-Ion 4.0Ah Battery (BL1840B), 18V Lithium-Ion Rapid Optimum Charger (DC18RC), Belt Clip (346449-3), Tool case,

Model XST01Z Includes: Tool Only; Battery and Charger not included

Hex Shank	1/4"
Impacts Per Minute (3 speed) 0 - 2,700 / 0 - 2,200 / 0 - 1,400 IPM	
No Load Speed (3 speed) 0 - 3,200 / 0 - 2,000 / 0 - 1,200 RPM	
Maximum Torque (in.lbs./N•m)	355 in.lbs./40N•m
Battery	18V LXT® Lithium-Ion
Net Weight (with battery)	3.2 lbs.
Shipping Weight	12 lbs.

² In lowest speed settingZ
MAKITA
XLT01Z

XLT01 3.0Ah BATTERY

18v LXT® ANGLE IMPACT DRIVER KIT
Ideal for Fastening in Close Quarters

- Makita-built motor delivers 530 in.lbs. of Max Torque
- Variable speed (0-2,000 RPM & 0-3,000 IPM) for a wide range of fastening applications
- Compact 2-1/8" angle head height for use in close quarters
- Large paddle switch with soft grip provides increased comfort
- Long, ergonomic body design provides maximum reach

Model XLT01 Includes: (2) 18V LXT® Lithium-Ion 3.0Ah Battery (BL1830), 18V Lithium-Ion Rapid Optimum Charger (DC18RC), #2 Phillips Double Ended Bit (784202-3), Tool Bag

Model XLT01Z Includes: Tool Only; Battery and Charger not included

Hex Shank	1/4"
Impacts Per Minute (variable speed)	0 - 3,000 IPM
No Load Speed (variable speed)	0 - 2,000 RPM
Maximum Torque (in.lbs./N•m)	530 in.lbs./60N•m
Battery	18V LXT® Lithium-Ion
Overall Length	15-1/4"
Net Weight (with battery)	3.9 lbs.
Shipping Weight	11.5 lbs.

740 FT.LBS. OF TORQUEZ
MAKITA
XWT08Z**18v LXT® BRUSHLESS HIGH TORQUE 1/2" IMPACT WRENCH KIT**
Perfect for High Torque Fastening Applications

- BL™ Motor delivers 740 ft.lbs. of Max Torque and 1,180 ft.lbs. of breakaway torque
- 3-speed (0-900/0-1,000/0-1,800 RPM & 0-1,800/0-2,000/0-2,200 IPM) for precise fastening control
- Compact and ergonomic design at only 9" long
- 1/2" anvil with friction ring for quick and easy socket changes
- The BL™ Brushless Motor eliminates carbon brushes, enabling the BL Motor to run cooler and more efficiently for longer life

Model XWT08M Includes: (2) 18V LXT® Lithium-Ion 4.0Ah Battery (BL1840B), 18V Lithium-Ion Rapid Optimum Charger (DC18RC), Tool Bag

Model XWT08Z Includes: Tool Only; Battery and Charger not included

Square Drive	1/2"
No Load Speed (3 speed) 0 - 900 / 0 - 1,000 / 0 - 1,800 RPM	
Impacts Per Minute (3 speed) 0 - 1,800 / 0 - 2,000 / 0 - 2,200 IPM	
Maximum Torque (ft.lbs.)	740 ft.lbs.
Battery	18V LXT® Lithium-Ion
Overall Length	9"
Net Weight (with battery)	7.9 lbs.
Shipping Weight	16.2 lbs.

Z
MAKITA
XWT07Z**18v LXT® BRUSHLESS HIGH TORQUE 3/4" IMPACT WRENCH KIT**
Perfect for High Torque Fastening Applications

- BL™ Motor delivers 780 ft.lbs. of Max Torque and 1,250 ft.lbs. of breakaway torque
- 3-speed power selection switch (0-900/0-1,000/0-1,800 RPM & 0-1,800/0-2,000/0-2,200 IPM) provides precise fastening control
- 3/4" anvil with friction ring and thru hole retention system for maximum productivity

Model XWT07M Includes: (2) 18V LXT® Lithium-Ion 4.0Ah Battery (BL1840B), 18V Lithium-Ion Rapid Optimum Charger (DC18RC), Tool Bag

Model XWT07Z Includes: Tool Only; Battery and Charger not included

Square Drive	3/4"
No Load Speed (3 speed) 0 - 900 / 0 - 1,000 / 0 - 1,800 RPM	
Impacts Per Minute (3 speed) 0 - 1,800 / 0 - 2,000 / 0 - 2,200 IPM	
Maximum Torque (ft.lbs.)	780 ft.lbs.
Battery	18V LXT® Lithium-Ion
Overall Length	9"
Net Weight (with battery)	8.1 lbs.
Shipping Weight	16.6 lbs.

Z
MAKITA
XWT09Z**18v LXT® BRUSHLESS HIGH TORQUE 7/16" HEX IMPACT WRENCH KIT**
Perfect for High Torque Drilling Applications

- BL™ Motor delivers 590 ft.lbs. of Max Torque
- 3-speed power selection switch (0-900/0-1,000/0-1,800 RPM & 0-1,800/0-2,000/0-2,200 IPM) provides the user with precise fastening control
- The BL™ Brushless Motor eliminates carbon brushes, enabling the BL Motor to run cooler and more efficiently for longer life
- Efficient BL™ Brushless motor is electronically controlled to optimize battery energy use for up to 50% longer run time per charge

Model XWT09T Includes: 18V LXT® Lithium-Ion 5.0Ah Battery (BL1850B), 18V Lithium-Ion Rapid Optimum Charger (DC18RC), Tool Bag

Model XWT09Z Includes: Tool Only; Battery and Charger not included

Hex Shank	7/16"
No Load Speed (3 speed) 0 - 900 / 0 - 1,000 / 0 - 1,800 RPM	
Impacts Per Minute (3 speed) 0 - 1,800 / 0 - 2,000 / 0 - 2,200 IPM	
Maximum Torque (ft.lbs.)	590 ft.lbs.
Battery	18V LXT® Lithium-Ion
Overall Length	9"
Net Weight (with battery)	8.1 lbs.
Shipping Weight	16.7 lbs.

Z
MAKITA
XWT04Z**18v LXT® 1/2" IMPACT WRENCH KIT**
1/2" Sq. Drive Designed for Faster and Convenient Fastening

- Makita-built Makita-built motor delivers 325 ft.lbs. of Max Torque, with 1,600 RPM and 2,200 IPM for superior fastening power
- Shock absorbent handle protects battery housing for extra durability
- Rocker switch for forward/reverse operation
- Rubberized soft grip handle provides increased comfort on the job
- Compact and ergonomic design at only 10-1/2" long

Model XWT04MB Includes: (2) 18V LXT® Lithium-Ion 4.0Ah Battery (BL1840B), 18V Lithium-Ion Rapid Optimum Charger (DC18RC), Tool Bag

Model XWT04Z Includes: Tool Only; Battery and Charger not included

Square Drive	1/2"
No Load Speed	1,600 RPM
Impacts Per Minute	2,200 IPM
Maximum Torque (ft.lbs./N•m)	325 ft.lbs./440 N•m
Battery	18V LXT® Lithium-Ion
Overall Length	10-1/2"
Net Weight (with battery)	4.9 lbs.
Shipping Weight	16 lbs.

Z
MAKITA
XWT01Z**18v LXT® 7/16" IMPACT WRENCH KIT**
Quick Change 7/16" Hex Chuck Designed for Electric Power and Telephone Utility Companies

- Engineered for drilling and fastening into treated wood utility poles without rotational torque to help maintain balance
- Makita-built motor delivers 325 ft.lbs. of Max Torque, with 1,900 RPM and 2,200 IPM for powerful drilling and fastening
- Rocker switch for forward/reverse operation

Model XWT01 Includes: (2) 18V LXT® Lithium-Ion 3.0Ah Battery (BL1830), 18V Lithium-Ion Rapid Optimum Charger (DC18RC), Tool Bag

Model XWT01Z Includes: Tool Only; Battery and Charger not included

Hex Shank	7/16"
No Load Speed	1,900 RPM
Impacts Per Minute	2,200 IPM
Maximum Torque (ft.lbs./N•m)	325 ft.lbs./440 N•m
Battery	18V LXT® Lithium-Ion
Overall Length	10-3/4"
Net Weight (with battery)	7.8 lbs.
Shipping Weight	16.4 lbs.

XWT02Z

BRUSHLESS

XWT02MB

3.0A BATTERY

18v LXT® BRUSHLESS 3-SPEED 1/2" IMPACT WRENCH KIT

Improved Fastening Control

- BL™ Brushless Motor delivers 210 ft.lbs. of Max Torque
- Compact and ergonomic design at only 5-3/4" long
- 3-speed power selection switch (0-1,600 / 0-2,100 / 0-2,800 RPM & 0-1,800 / 0-2,600 / 0-3,500 IPM) for precise fastening control
- Efficient BL™ Brushless Motor is electronically controlled to optimize battery energy use for up to 50% longer run time per charge

Model XWT02MB Includes: (2) 18V LXT® Lithium-Ion 4.0Ah Battery (BL1840B), 18V Lithium-Ion Rapid Optimum Charger (DC18RC), Tool Bag

Model XWT02Z Includes: Tool Only; Battery and Charger not included

Square Drive	1/2"
No Load Speed (3 speed)	0 - 1,600 / 0 - 2,100 / 0 - 2,800 RPM
Impacts Per Minute (3 speed)	0 - 1,800 / 0 - 2,600 / 0 - 3,500 IPM
Maximum Torque (ft.lbs./N•m)	210 ft.lbs./280 N•m
Battery	18V LXT® Lithium-Ion
Overall Length	5-3/4"
Net Weight (with battery)	3.8 lbs.
Shipping Weight	12 lbs.

XWT05Z

3.0A BATTERY

18v LXT® 1/2" IMPACT WRENCH KIT

Great for Mechanics, Installers & Builders

- Makita-built 4-pole motor delivers 170 ft.lbs. of Max Torque
- 0-2,100 RPM & 0-3,200 IPM for a wide range of fastening applications
- Compact and ergonomic design at only 6-1/2" long
- Built-in L.E.D. light illuminates the work area
- Ergonomic shape fits like a glove with even pressure and easy control

Model XWT05 Includes: (2) 18V LXT® Lithium-Ion 3.0Ah Battery (BL1830), 18V Lithium-Ion Rapid Optimum Charger (DC18RC), Tool Bag

Model XWT05Z Includes: Tool Only; Battery and Charger not included

Square Drive	1/2"
No Load Speed (variable speed)	0 - 2,100 RPM
Impacts Per Minute (variable speed)	0 - 3,200 IPM
Maximum Torque (ft.lbs./N•m)	170 ft.lbs./230 N•m
Battery	18V LXT® Lithium-Ion
Overall Length	6-1/2"
Net Weight (with battery)	3.8 lbs.
Shipping Weight	11.15 lbs.

XWT06Z

3.0A BATTERY

18v LXT® 3/8" IMPACT WRENCH KIT

Perfect for Automotive Mechanics

- Makita-built 4-pole motor delivers 155 ft.lbs. of Max Torque
- Variable speed (0-2,100 RPM & 0-3,200 IPM) for a wide range of fastening applications
- Compact and ergonomic design at only 6-1/8" long
- Rubberized soft grip handle provides increased comfort on the job
- Built-in L.E.D. light with afterglow illuminates the work area

Model XWT06 Includes: 18V LXT® Lithium-Ion 3.0Ah Battery (BL1830), 18V Lithium-Ion Rapid Optimum Charger (DC18RC), Tool Bag

Model XWT06Z Includes: Tool Only; Battery and Charger not included

Square Drive	3/8"
No Load Speed (variable speed)	0 - 2,100 RPM
Impacts Per Minute (variable speed)	0 - 3,200 IPM
Maximum Torque (ft.lbs./N•m)	155 ft.lbs./210 N•m
Battery	18V LXT® Lithium-Ion
Overall Length	6-1/8"
Net Weight (with battery)	3.4 lbs.
Shipping Weight	9.3 lbs.

XLT02Z

3.0A BATTERY

18v LXT® 3/8" ANGLE IMPACT WRENCH KIT

3/8" Angle Wrench for Work in Tight Spaces

- Makita-built motor delivers 44 ft.lbs. of Max Torque
- Variable speed (0-2,000 RPM & 0-3,000 IPM) for a wide range of fastening applications
- Compact 2-1/4" angle head height for use in close quarters
- Long, ergonomic body design provides maximum reach
- Large conveniently located paddle switch for comfortable operation

Model XLT02 Includes: (2) 18V LXT® Lithium-Ion 3.0Ah Battery (BL1830), 18V Lithium-Ion Rapid Optimum Charger (DC18RC), Tool Bag

Model XLT02Z Includes: Tool Only; Battery and Charger not included

Square Drive	3/8"
No Load Speed (variable speed)	0 - 2,000 RPM
Impacts Per Minute (variable speed)	0 - 3,000 IPM
Maximum Torque (ft.lbs./N•m)	44 ft.lbs./60 N•m
Battery	18V LXT® Lithium-Ion
Overall Length	15-1/4"
Net Weight (with battery)	3.3 lbs.
Shipping Weight	11.3 lbs.

SAWS

THE NEW 7-1/4" INDUSTRY STANDARD

XSH01Z

BRUSHLESS

3.0A BATTERY

18v X2 LXT® (36v) 7-1/4" CIRCULAR SAW KIT

Two 18V LXT® Batteries Deliver the Cutting Performance of a Corded Saw¹

- Makita-built motor delivers 4,800 RPM for fast cutting and ripping
- Two 18V LXT® Lithium-Ion batteries deliver up to 2.5X more cuts per charge²
- Large cutting capacity (2-5/8" at 90°) and bevel capacity (0°-50°) with a positive stop at 45°
- Reinforced magnesium base for durability
- Weighs only 10.1 lbs. with batteries for operator comfort

Model XSH01X Includes: (2) 18V LXT® Lithium-Ion 3.0Ah Battery (BL1830), 18V Lithium-Ion Rapid Optimum Charger (DC18RC), 7-1/4" 24T Ultra-Coated C.T. Saw Blade (A-94530-A), Tool Bag

Model XSH01Z Includes: Tool Only; Battery and Charger not included

Blade Diameter	7-1/4"
Arbor	5/8"
Max. Cutting Capacity:	90° (2-5/8"), 45° (1-7/8"), 50° (1-11/16")
No Load Speed	4,800 RPM
Battery	2X 18V LXT® Lithium-Ion
Overall Length	14"
Net Weight (with battery)	10.1 lbs.
Shipping Weight	19.3 lbs.

XSH03Z

BRUSHLESS

3.0A BATTERY

18v LXT® BRUSHLESS 6-1/2" CIRCULAR SAW KIT

Automatic Speed Change™ Technology

- BL™ Motor delivers 5,000 RPM for faster cutting and ripping
- Automatic Speed Change™ technology adjusts speed and torque during operation for optimum performance
- Compact and ergonomic design at only 13-3/4" long
- Weighs only 7.3 lbs. with battery for reduced operator fatigue
- Large cutting capacity (2-1/4" at 90°) and bevel capacity (0°-50°)

Model XSH03MB Includes: (2) 18V LXT® Lithium-Ion 4.0Ah Battery (BL1840B), 18V Lithium-Ion Rapid Optimum Charger (DC18RC), 6-1/2" 24T C.T. Saw Blade (A-85092), Tool Bag

Model XSH03Z Includes: Tool Only; Battery and Charger not included

Blade Diameter	6-1/2"
Arbor	5/8"
Max. Cutting Capacity:	90° (2-1/4"), 45° (1-5/8"), 50° (1-7/16")
No Load Speed	5,000 RPM
Battery	18V LXT® Lithium-Ion
Overall Length	13-3/4"
Net Weight (with battery)	7.3 lbs.
Shipping Weight	16 lbs.

XSS01Z

3.0A BATTERY

18v LXT® 6-1/2" CIRCULAR SAW KIT

Cuts 2X Material at 45°

- Makita-built motor delivers 3,700 RPM for faster cutting and ripping through wood
- Built-in L.E.D. light illuminates the work area
- 50° maximum bevel cutting capacity
- Built-in dust blower keeps the line of cut free of debris for more accurate cuts
- Heavy gauge, precision machined base for smooth, accurate cutting and added durability

Model XSS01 Includes: (2) 18V LXT® Lithium-Ion 3.0Ah Battery (BL1830), 18V Lithium-Ion Rapid Optimum Charger (DC18RC), 6-1/2" 24T C.T. Saw Blade (A-85092), Tool Case

Model XSS01Z Includes: Tool Only; Battery and Charger not included

Blade Diameter	6-1/2"
Arbor	5/8"
Max. Cutting Capacity:	90° (2-1/4"), 45° (1-9/16")
No Load Speed	3,700 RPM
Battery	18V LXT® Lithium-Ion
Overall Length	13-5/8"
Net Weight (with battery)	7.6 lbs.
Shipping Weight	17.5 lbs.

¹ Compared to Makita 5007 Series

² Compared to Makita BSS611Z

**XSS02Z**

Tool only - battery and charger not included

18v LXT® 6-1/2" CIRCULAR SAW
2-1/4" Maximum Cutting Capacity

- Makita-built motor delivers 3,700 RPM for faster cutting
- Heavy gauge machined base for smooth and accurate cutting
- 50° maximum bevel cutting capacity
- Weighs only 7.3 lbs. with battery (battery not included) for reduced operator fatigue
- Rubberized soft grip handle provides increased comfort on the job

Model XSS02Z Includes: Tool Only - TCT Saw Blade 165x15.88x16T (A-96023)

Blade Diameter	6-1/2"
Arbor	5/8"
Max. Cutting Capacity:	90° (2-1/4"), 45° (1-9/16")
No Load Speed	3,700 RPM
Battery	18V LXT® Lithium-Ion
Overall Length	13-5/8"
Net Weight (with battery)	7.3 lbs.
Shipping Weight	7.5 lbs.

**XSS03****3.0Ah BATTERY****18v LXT® 5-3/8" CIRCULAR TRIM SAW KIT**
Weights Only 6.0 lbs.

- Makita-built motor delivers 3,600 RPM for faster cutting
- Built-in dust blower keeps the line of cut free of debris for more accurate cuts
- Heavy gauge, precision machined base for smooth, accurate cutting and added durability
- Electric brake for maximum productivity
- Built-in L.E.D. light illuminates the work area

Model XSS03 Includes: (2) 18V LXT® Lithium-Ion 3.0Ah Battery (BL1830), 18V Lithium-Ion Rapid Optimum Charger (DC18RC), 5-3/8" 16T C.T. Saw Blade (A-94904), Tool Bag

Model XSS03Z Includes: Tool Only; Battery and Charger not included

Blade Diameter	5-3/8"
Arbor	5/8"
Max. Cutting Capacity:	90° (2"), 45° (1-3/8")
No Load Speed	3,600 RPM
Battery	18V LXT® Lithium-Ion
Overall Length	14-3/8"
Net Weight (with battery)	6 lbs.
Shipping Weight	15.71 lbs.

**XVJ02Z**

Tool only - battery and charger not included

18v LXT® BRUSHLESS JIG SAW
Up To 45% Faster Cutting³

- Makita-built brushless motor and 3 orbital settings plus straight cutting deliver faster and more accurate cuts in a variety of materials
- Variable 6-speed control dial (800-3,500 SPM) enables user to match the speed to the application
- Efficient BL™ Brushless motor is electronically controlled to optimize battery energy use for up to 50% longer run time per charge
- "Tool-less" blade change system allows for faster blade installation and removal for increased productivity
- The electronically-controlled BL™ Brushless Motor efficiently uses energy to match torque and SPM to the changing demands of the application

Model XVJ02Z Includes: 4-1/8" 9TPI Jig Saw Blade (792529-7-1); Battery and Charger not included

Length of Stroke	1"
Max. Cutting Capacity at 90°:	Aluminum (25/32"), Mild Steel (3/8"), Wood (5-5/16")
Strokes Per Minute (variable speed)	800 - 3,500 SPM
Blade Shank	"T" Tang
Overall Length	10-1/2"
Net Weight (with battery)	5.8 lbs.
Shipping Weight	5.3 lbs.

³ Compared to XVJ03**XVJ03****3.0Ah BATTERY****18v LXT® JIG SAW KIT**
Custom Cutting Without a Cord

- Makita-built variable speed motor delivers 0-2,600 strokes per minute for fast and efficient cutting
- 3 orbital settings plus straight cutting for use in a variety of materials
- "Tool-less" blade change system allows for faster blade installation and removal for increased productivity
- Heavy gauge, precision machined base for smooth, accurate cutting and added durability
- Heavy gauge, precision machined base for smooth, accurate cutting and added durability

Model XVJ03 Includes: (2) 18V LXT® Lithium-Ion 3.0Ah Battery (BL1830), 18V Lithium-Ion Rapid Optimum Charger (DC18RC), Jig Saw Blade, T Shank, HCS, 4-1/8" x 9TPI (792729-9-1), Anti-Splintering Insert (415524-7), Tool Bag

Model XVJ03Z Includes: Tool Only; Battery and Charger not included

Length of Stroke	1"
Max. Cutting Capacity at 90°:	Wood (5-5/16"), Steel (3/8")
Strokes Per Minute (variable speed)	0 - 2,600 SPM
Blade Shank	"T" Tang
Battery	18V LXT® Lithium-Ion
Overall Length	10-1/8"
Net Weight (with battery)	14.7 lbs.
Shipping Weight	14.7 lbs.

NEW Coming Soon**XRJ06Z****18v X2 LXT® (36v) BRUSHLESS RECIPRO SAW****XRJ05Z****18v LXT® BRUSHLESS RECIPRO SAW****XRJ04Z****18v LXT® RECIPRO SAW****XRJ03Z**

Tool only - battery and charger not included

18v LXT® RECIPRO SAW
2,900 SPM and 1-1/8" Stroke for Fast Cutting

- Makita-built variable speed motor delivers 0-2,900 strokes per minute and a 1-1/8" length stroke to provide faster cutting
- "Tool-less" blade change system allows for faster blade installation and removal for increased productivity
- Compact and ergonomic design at only 17-3/4" long
- Weighs only 7.9 lbs. with battery (battery not included) for reduced operator fatigue
- Rubberized soft grip handle provides increased comfort on the job
- Ergonomic shape fits like a glove with even pressure and easy control

Model XRJ03Z Includes: 6" 6TPI Recipro Saw Blade (723054-A-1); Battery and Charger not included

Length of Stroke	1-1/8"
Max. Cutting Capacity:	Pipe (5-1/8"), Wood w/ 12" blade (10")
Strokes Per Minute (variable speed)	0 - 2,900 SPM
Battery	18V LXT® Lithium-Ion
Overall Length	17-3/4"
Net Weight (with battery)	7.9 lbs.
Shipping Weight	8 lbs.

**XRJ02****3.0Ah BATTERY****18v LXT® RECIPRO SAW KIT**
"Tool-less" Blade Change and Shoe Adjustment

- Makita-built variable speed motor delivers 0-2,900 strokes per minute and a 1-1/8" stroke length for faster cutting
- Large 2-finger variable speed trigger for added convenience
- Retractable tool hook secures the tool when not in use
- Soft grip handle provides increased comfort on the job
- Compact and ergonomic design at only 19-5/8" long

Model XRJ02 Includes: (2) 18V LXT® Lithium-Ion 3.0Ah Battery (BL1830), 18V Lithium-Ion Rapid Optimum Charger (DC18RC), 6" 6TPI Recipro Saw Blade (723054-A-1), Tool Case

Model XRJ02Z Includes: Tool Only; Battery and Charger not included

Length of Stroke	1-1/8"
Max. Cutting Capacity:	Pipe (5-1/8"), Wood w/ 12" blade (10")
Strokes Per Minute (variable speed)	0 - 2,900 SPM
Battery	18V LXT® Lithium-Ion
Overall Length	19-5/8"
Net Weight (with battery)	8.2 lbs.
Shipping Weight	18 lbs.

**XRJ01****3.0Ah BATTERY****18v LXT® COMPACT RECIPRO SAW KIT**
Compact Design for Close Quarter Cutting

- Variable speed (0 - 3,000 SPM) with a 1/2" stroke length for faster and more efficient cutting
- Makita exclusive dual-position on/off switch allows for either paddle or trigger switch operation
- "Tool-less" blade change system allows for faster blade installation and removal for increased productivity
- Compact and ergonomic design at 15-5/8" long
- Weighs only 3.9 lbs. (with battery) for reduced operator fatigue

Model XRJ01 Includes: (2) 18V LXT® Lithium-Ion 3.0Ah Battery (BL1830), 18V Lithium-Ion Rapid Optimum Charger (DC18RC), 4" 18TPI Metal Cutting Recipro Saw Blade (B-20404), 4" 6TPI Wood Cutting Recipro Saw Blade (B-20432), Tool Bag

Model XRJ01Z Includes: Tool Only; Battery and Charger not included

Length of Stroke	1/2"
Max. Cutting Capacity:	Pipe (2"), Wood (2")
Strokes Per Minute (variable speed)	0 - 3,000 SPM
Battery	18V LXT® Lithium-Ion
Overall Length	15-5/8"
Net Weight (with battery)	3.9 lbs.
Shipping Weight	13 lbs.



18v X2 LXT®

XRH05Z Tool only - battery and charger not included

18v X2 LXT® 1" ROTARY HAMMER

18 Volt Solution for Corded Power Demands

- Two 18V LXT® Lithium-Ion batteries deliver the power and run time for corded demands without leaving the 18V LXT® platform
- Makita-built motor delivers 0-1,250 RPM, 0-5,000 BPM and 3.0 Joules of impact energy for fast drilling
- Vibration-absorbing handle engineered for increased operator comfort
- Built-in L.E.D. light illuminates the work area
- 3-Mode operation for "Rotation Only", "Hammering with Rotation" or "Hammering Only"

Model XRH05Z Includes: Tool Only - Side Handle (450990-1), Depth Gauge (324219-0), Tool Bag; Battery and Charger not included

Capacities:	Concrete (1"), Steel (1/2"), Wood (1-1/4")
No Load Speed (variable speed)	0 - 1,250 RPM
Blows Per Minute (variable speed)	0 - 5,000 BPM
Impact Energy (Joules)	3 J
Bit Type	Accepts SDS-PLUS
Battery	2X 18V LXT® Lithium-Ion
Overall Length	13-3/4"
Net Weight (with battery)	9.3 lbs.
Shipping Weight	12.7 lbs.



LXT
BRUSHLESS

XRH011X

18v LXT® BRUSHLESS 1" ROTARY HAMMER KIT Built-on HEPA Vacuum

- The built-on vacuum attachment captures concrete dust during drilling and is activated by the tool for operator convenience
- Vacuum powered by separate motor to maintain tool drilling performance, and provide a 2-second delay to capture remaining concrete dust
- Efficient HEPA filtration system captures 99.75% of particulates .3 microns and larger

Model XRH011X Includes: (2) 18V LXT® Lithium-Ion 3.0Ah Battery (BL1830), 18V Lithium-Ion Rapid Optimum Charger (DC18RC), Dust Collection Attachment w/ HEPA Filter (DX01), Side Handle (158057-6), Depth Gauge (324219-0), Tool Bag

Model XRH01ZVX Includes: HEPA Vacuum (DX01), Tool Bag; battery and charger not included

Capacities:	Concrete (1"), Steel (1/2"), Wood (1-1/16")
No Load Speed (variable speed)	0 - 950 RPM
Blows Per Minute (variable speed)	0 - 4,700 BPM
Impact Energy (Joules)	1.9 J
Bit Type	Accepts SDS-PLUS
Battery	18V LXT® Lithium-Ion
Overall Length	14-5/8"
Net Weight (with battery)	10.2 lbs.
Shipping Weight	19.4 lbs.



LXT
BRUSHLESS

XRH01Z

18v LXT® BRUSHLESS 1" ROTARY HAMMER Efficient BL™ Brushless Motor

- Efficient BL™ Brushless motor is electronically controlled to optimize battery energy use for up to 50% longer run time per charge
- The BL™ Brushless Motor eliminates carbon brushes, enabling the BL™ Motor to run cooler and more efficiently for longer life
- Variable speed trigger enables user to match the speed to application for greater versatility
- Multiple Chisel Positions has 40 different positions to align tool more comfortably with the application

Model XRH01Z Includes: Tool Only - Side Handle (158057-6), Depth Gauge (324219-0); Battery and Charger not included

Capacities:	Concrete (1"), Steel (1/2"), Wood (1-1/16")
No Load Speed (variable speed)	0 - 950 RPM
Blows Per Minute (variable speed)	0 - 4,700 BPM
Impact Energy (Joules)	1.9 J
Bit Type	Accepts SDS-PLUS
Battery	18V LXT® Lithium-Ion
Overall Length	12-7/8"
Net Weight (with battery)	7.2 lbs.
Shipping Weight	7.1 lbs.



36V
LITHIUM-ION

HRH01

36v 1" ROTARY HAMMER KIT Corded Speed & Power Without the Cord

- Makita-built motor delivers 0 - 1,200 RPM & 0 - 4,800 BPM
- Ergonomically designed vibration absorbing handle
- 3-mode operation for "Rotation Only", "Hammering with Rotation" or "Hammering Only" for multiple applications
- One-touch sliding chuck for quick bit changes
- Torque Limiting Clutch engineered to prevent gear damage by automatically disengaging gears if the bit binds

Model HRH01 Includes: (2) 36V Lithium-Ion Battery (BL3626), 36V Rapid Optimum Charger (DC36RA), Side Handle (450990-1), Depth Gauge (324219-0), Tool Bag

Capacities:	Concrete (1"), Steel (1/2"), Wood (1-1/4")
No Load Speed (variable speed)	0 - 1,200 RPM
Blows Per Minute (variable speed)	0 - 4,800 BPM
Impact Energy (Joules)	3 J
Bit Type	Accepts SDS-PLUS
Battery	36V LXT® Lithium-Ion
Overall Length	14-1/4"
Net Weight (with battery)	9.9 lbs.
Shipping Weight	26.5 lbs.



LXT
LITHIUM-ION

XRH04

18v LXT® 7/8" ROTARY HAMMER KIT Compact D-Handle Grip Design

- Makita-built variable speed motor delivers 0-1,100 RPM and 0-4,000 BPM
- 3-mode operation for "Rotation Only", "Hammering with Rotation" or "Hammering Only" for multiple applications
- Built-in clutch reduces gear damage by automatically disengaging gears if bit binds
- Faster drilling with synchronized RPM and BPM

Model XRH04 Includes: (2) 18V LXT® Lithium-Ion 3.0Ah Battery (BL1830), 18V Lithium-Ion Rapid Optimum Charger (DC18RC), Side Handle (158057-6), Depth Gauge (324219-0), Tool Bag

Model XRH04Z Includes: Tool Only; Battery and Charger not included

Capacities:	Concrete (7/8"), Steel (1/2"), Wood (1")
No Load Speed (variable speed)	0 - 1,100 RPM
Blows Per Minute (variable speed)	0 - 4,000 BPM
Impact Energy (Joules)	1.9 J
Bit Type	Accepts SDS-PLUS
Battery	18V LXT® Lithium-Ion
Overall Length	16-3/8"
Net Weight (with battery)	7.7 lbs.
Shipping Weight	16.2 lbs.



LXT
LITHIUM-ION

XRH03

18v LXT® 7/8" ROTARY HAMMER KIT Ergonomic Handle Design

- Makita-built variable speed motor delivers 0 - 1,100 RPM & 0 - 4,000 BPM
- 3-mode operation for "Rotation Only", "Hammering with Rotation" or "Hammering Only" for multiple applications
- Large 2-finger variable speed trigger for added convenience
- Faster drilling with synchronized RPM and BPM

Model XRH03 Includes: (2) 18V LXT® Lithium-Ion 3.0Ah Battery (BL1830), 18V Lithium-Ion Rapid Optimum Charger (DC18RC), Side Handle (158057-6), Depth Gauge (324219-0), Tool Bag

Model XRH03Z Includes: Tool Only; Battery and Charger not included

Capacities:	Concrete (1/2"), Steel (1"), Wood (7/8")
No Load Speed (variable speed)	0 - 1,100 RPM
Blows Per Minute (variable speed)	0 - 4,000 BPM
Impact Energy (Joules)	1.9 J
Bit Type	Accepts SDS-PLUS
Battery	18V LXT® Lithium-Ion
Overall Length	14-1/8"
Net Weight (with battery)	7.7 lbs.
Shipping Weight	16 lbs.



LXT
LITHIUM-ION

XRV01

18v LXT® 4" CONCRETE VIBRATOR KIT Only 7.7 lbs. for Comfortable Operation

- Makita-built motor delivers 13,000 VPM to help increase strength of concrete
- Dual-directional switch to conveniently hold the tool in either horizontal or vertical positions
- Up to 25 minute run-time under load
- Compact and ergonomic design at only 58-1/2" long
- Weighs only 7.7 lbs. with battery for reduced operator fatigue
- Protective cover to help prevent battery contamination

Model XRV01 Includes: (2) 18V LXT® Lithium-Ion 3.0Ah Battery (BL1830), 18V Lithium-Ion Rapid Optimum Charger (DC18RC), Tool Case

Model XRV01Z Includes: Tool Only; Battery and Charger not included

No Load Vibrations/Min.	13,000
Vibrator Diameter	1"
Vibrator Length	8-11/16"
Shaft Length	48"
Battery	18V LXT® Lithium-Ion
Overall Length	58-1/2"
Net Weight (with battery)	7.7 lbs.
Shipping Weight	19.6 lbs.



LXT
LITHIUM-ION

XRV02

18v LXT® 8" CONCRETE VIBRATOR KIT Dual Switch for Operation in Any Orientation

- Makita-built motor delivers 12,500 VPM to help increase strength of concrete
- Dual directional switch to conveniently hold the tool in either horizontal or vertical positions
- Up to 25 minute run time under load
- Compact and ergonomic design at only 105-1/2" long
- Protective cover helps prevent battery contamination

Model XRV02 Includes: (2) 18V LXT® Lithium-Ion 3.0Ah Battery (BL1830), 18V Lithium-Ion Rapid Optimum Charger (DC18RC), Tool Case

Model XRV02Z Includes: Tool Only; Battery and Charger not included

No Load Vibrations/Min.	12,500
Vibrator Diameter	1"
Vibrator Length	8-11/16"
Shaft Length	96"
Battery	18V LXT® Lithium-Ion
Overall Length	105-1/2"
Net Weight (with battery)	11.4 lbs.
Shipping Weight	22.18 lbs.

CAPACITY



Miters 0-47° left and 0-57° right;
bevels 0-45° left and 0-5° right

TECHNOLOGY

**AUTOMATIC
SPEED CHANGE™**
ADJUSTS SPEED & TORQUE FOR OPTIMUM PERFORMANCE

Automatic Speed Change™ adjusts cutting speed and torque during cut for optimum performance

PERFORMANCE

Two 18v LXT® Batteries deliver the power and performance of a corded miter saw

PORTABLE & POWERFUL



NEW XSL02Z

18v X2 LXT® BRUSHLESS 7-1/2" COMPOUND MITER SAW

Powerful BL™ Brushless Motor Delivers 5,700 RPM for Faster Cutting

- Two 18v LXT® Lithium-Ion Batteries deliver the power and performance of a corded miter saw without leaving the 18v LXT® platform
- Automatic Speed Change™ technology adjusts cutting speed and torque during cut for optimum performance
- The BL™ Brushless Motor eliminates carbon brushes, enabling the BL Motor to run cooler and more efficiently for longer life
- Efficient BL™ Brushless motor is electronically controlled to optimize battery energy use for up to 50% longer run time per charge

Model XSL02Z Includes: 7-1/2" 40T C.T. Miter Saw Blade (A-90629); Battery and Charger not included

Tool only - battery and charger not included

Blade Diameter	7-1/2"
Arbor	5/8"
Max. Cutting Capacity (Bevel/Miter): 90°/90° (2-1/16" x 11-3/4"), 45°/45° (2-1/16" x 8-3/8")	
No Load Speed	5,700 RPM
Battery	2X 18v LXT® Lithium-Ion
Dimensions (LxWxH)	25-3/4" x 17" x 17-1/2"
Net Weight (with battery)	28.9 lbs.
Shipping Weight	38 lbs.



XSL01

18v LXT® 7-1/2" COMPOUND MITER SAW KIT

Large Cutting Capacity up to 2-1/16" and 11-3/4" Crosscuts at 90°

- Powerful Makita-built motor delivers 2,200 RPM
- Weights only 27.5 lbs. with battery for reduced operator fatigue
- Four steel rail sliding system increases rigidity to produce superior accurate cuts
- Miters 0-47° left and 0-57° right; bevels 0-45° left and 0-5° right

Model XSL01 Includes: (2) 18v LXT® Lithium-Ion 3.0Ah Battery (BL1830), 18v Lithium-Ion Rapid Optimum Charger (DC18RC), 7-1/2" 40T C.T. Miter Saw Blade (A-90912), (2) Extension Wing (322312-4), Vertical Vise (122571-8), Dust Bag (122852-0), Triangular Rule (762001-3), Socket Wrench (782223-9)

Model XSL01Z Includes: Tool Only; Battery and Charger not included

Blade Diameter	7-1/2"
Arbor	5/8"
Max. Cutting Capacity (Bevel/Miter): 90°/90° (2-9/16" x 11-3/4"), 45°/45° (1" x 11-3/4")	
No Load Speed	2,200 RPM
Battery	18v LXT® Lithium-Ion
Dimensions (LxWxH)	25-3/4" x 17" x 17-7/8"
Net Weight (with battery)	27.5 lbs.
Shipping Weight	44 lbs.



XMT035

18v LXT® MULTI-TOOL KIT

"Tool-less" Clamp System for Fast Accessory Installation

- 18v LXT® Lithium-Ion battery provides up to 20 minutes of continuous run time
- Variable speed control dial (6,000-20,000 OPM) enables user to match the speed to the application
- 3.2° oscillation angle engineered for faster, more aggressive cutting and sanding
- Large on/off slide switch with lock-on button for operator convenience

Model XMT035 Includes: (2) 18v LXT® Lithium-Ion 3.0Ah Battery (BL1830), 18v Lithium-Ion Rapid Optimum Charger (DC18RC), 1-1/4" Plunge Blade (BIM) (A-95255), Multi-Tool Adapter (313249-6), Multi-Tool Adapter (313248-8), Tool Bag

Model XMT03Z Includes: Tool Only; Battery and Charger not included

Oscillations Per Minute	6,000 - 20,000 OPM
Oscillation Angle	3.2°
Battery	18v LXT® Lithium-Ion
Overall Length	13-3/8"
Net Weight (with battery)	4.9 lbs.
Shipping Weight	14.1 lbs.



XOB01

18v LXT® 5" RANDOM ORBIT SANDER KIT

Corded Performance without the Cord

- Three speed settings (7,000/9,500/11,000 OPM) engineered for fast material removal
- Up to 40 minutes (low speed) and 20 minutes (high speed) of run time on a single charge
- Large 1/8" random orbit action engineered for fast sanding and swirl-free finish
- One-touch electronic speed control switch provides fast, medium and low settings
- Ergonomically designed body and grip for increased operator comfort

Model XOB01 Includes: (2) 18v LXT® Lithium-Ion 3.0Ah Battery (BL1830), 18v Lithium-Ion Rapid Optimum Charger (DC18RC), Tool Bag

Model XOB01Z Includes: Tool Only; Battery and Charger not included

Pad Size (round)	4-7/8"
Abrasive Disc Size	5"
Orbits Per Minute (3 speed)	7,000, 9,500, 11,000 OPM
Orbit Diameter	1/8"
Battery	18v LXT® Lithium-Ion
Overall Length	6-7/8"
Net Weight (with battery)	3.6 lbs.
Shipping Weight	12 lbs.



XPK01

18v LXT® 3-1/4" PLANER KIT

Planes Up to 3-1/4" Wide and 5/64" Deep in a Single Pass

- 2-blade cutter head with double edge carbide blades for added performance and smooth finish
- High power-to-weight ratio; weighs only 7.4 lbs.
- 14,000 RPM motor engineered for fast stock removal
- Click depth adjustment knob with easy-to-read scale with settings from 0" to 5/64"
- Spring-loaded stand elevates the base to protect the blades and workpiece

Model XPK01 Includes: (2) 18v LXT® Lithium-Ion 3.0Ah Battery (BL1830), 18v Lithium-Ion Rapid Optimum Charger (DC18RC), 3-1/4" Planer Blade Set (D-46246), Blade Gauge (123062-2), Socket Wrench (782209-3), Tool Bag

Model XPK01Z Includes: Tool Only; Battery and Charger not included

Planing Width	3-1/4"
Planing Depth	5/64"
No Load Speed	14,000 RPM
Battery	18v LXT® Lithium-Ion
Overall Length	13-1/8"
Net Weight (with battery)	7.4 lbs.
Shipping Weight	16.3 lbs.



XJP03Z

18v LXT® PLATE JOINER


Delivers up to 300 Cuts for #0 Biscuits on a Single Charge

- Rack-and-pinion vertical fence system engineered for accurate fence adjustments
- Cast aluminum pivot fence with three positive stops at 0°, 45° and 90°, and easy centering on 3/4" material
- Six depth settings with one-touch stops for #0, #10, and #20 and most common biscuits sizes
- Cordless plate joiner provides portability and performance in the field or in the shop without the cord
- Large and easy-to-operate cam locks for fence adjustments

Model XJP03Z Includes: Tool Only; Battery and Charger not included

Blade Diameter	4"
Cutting Capacity (depth)	3/4"
No Load Speed	6,500 RPM
Battery	18v LXT® Lithium-Ion
Overall Length	13-3/4"
Net Weight (with battery)	6.7 lbs.
Shipping Weight	8.2 lbs.

SPEED




BL™ Motor delivers 3,900 RPM for faster cutting

TECHNOLOGY



Automatic Speed Change™ adjusts cutting speed and torque during cut for optimum performance

VERSATILITY



Cuts a wide range of metals including Unistrut®, all thread, channel, conduit, pipe and more

FASTER METAL CUTTING



NEW XSC02M

18v LXT® BRUSHLESS 5-7/8" METAL CUTTING SAW KIT

Cuts 2" Conduit in a Single Pass

- Automatic Speed Change™ technology adjusts cutting speed and torque during cut for optimum performance
- Large cutting capacity (2-1/4" at 90°) allows for 2" conduit to be cut in a single pass
- BL™ Motor delivers 3,900 RPM for faster cutting
- The BL™ Brushless Motor eliminates carbon brushes, enabling the BL™ Motor to run cooler and more efficiently for longer life
- Cuts a wide range of metals including Unistrut®, all thread, channel, conduit, pipe, sheet metal, square tubing, steel and more

Model XSC02M Includes: (2) 18v LXT® Lithium-Ion 4.0Ah Battery (BL1840B), 18v Lithium-Ion Rapid Optimum Charger (DC18RC), 5-7/8" 32T C.T. Saw Blade (A-96095), Tool Bag

Model XSC02Z Includes: Tool Only; Battery and Charger not included

Blade Diameter	5-7/8"
Arbor	5/8"
Max. Cutting Depth	2-1/4"
No Load Speed	3,900 RPM
Battery	18V LXT® Lithium-Ion
Overall Length	13-1/8"
Net Weight (with battery)	6.4 lbs.
Shipping Weight	16 lbs.



XSC01MB

18v LXT® 5-3/8" METAL CUTTING SAW KIT

Cuts a Wide Range of Metal Material

- Makita-built motor delivers 3,600 RPM for faster cutting
- Cuts a wide range of metals including Unistrut®, all thread, channel, conduit, pipe, sheet metal, square tubing, steel and more
- Compact and ergonomic design at 13-3/4" long
- Weights only 5.7 lbs. with battery for reduced operator fatigue
- Rubberized soft grip handle provides increased comfort on the job

Model XSC01MB Includes: 18v LXT® Lithium-Ion 4.0Ah Battery (BL1840B), 18v Lithium-Ion Rapid Optimum Charger (DC18RC), 5-3/8" 30T C.T. Saw Blade (A-95037), Tool Case

Model XSC01Z Includes: Tool Only; Battery and Charger not included

Blade Diameter	5-3/8"
Arbor	5/8"
Max. Cutting Depth	2"
No Load Speed	3,600 RPM
Battery	18V LXT® Lithium-Ion
Overall Length	13-3/4"
Net Weight (with battery)	5.7 lbs.
Shipping Weight	16.5 lbs.



XBP02

18v LXT® PORTABLE BAND SAW KIT

4-3/4" x 4-3/4" Cutting Capacity

- 6-setting variable speed control dial enables user to match the speed to the application
- Built-in L.E.D. protection circuit with over-torque control protects motor
- Protective bumper design for added durability
- Tool hook secures the tool when not in use
- Accepts standard 44-7/8" x 1/2" blades
- Makita-built motor delivers faster cutting with 275-530 ft./min.

Model XBP02 Includes: (2) 18v LXT® Lithium-Ion 3.0Ah Battery (BL1830), 18v Lithium-Ion Rapid Optimum Charger (DC18RC), 44-7/8" 18TPI Band Saw Blade (792556-A), Tool Bag

Model XBP02Z Includes: Tool Only; Battery and Charger not included



XBP01

18v LXT® COMPACT BAND SAW KIT

2-1/2" x 2-1/2" Cutting Capacity

- Makita-built motor delivers 630 ft./min. blade speed for fast cutting
- 2-1/2" cutting capacity is ideal for cutting conduit, Unistrut®, copper pipe, threaded rod, angle iron and channel
- Includes a blade wheel cover, saw suitable for appropriate one-handed operation: meets ANSI Standard 60745-2-20
- Accepts standard 32-7/8" x 1/2" blades
- Built-in L.E.D. light illuminates the work area

Model XBP01 Includes: (2) 18v LXT® Lithium-Ion 3.0Ah Battery (BL1830), 18v Lithium-Ion Rapid Optimum Charger (DC18RC), Compact Portable Band Saw Blade 32-7/8", 14 TPI (B-40543), Tool Bag

Model XBP01Z Includes: Tool Only; Battery and Charger not included



XSJ01

18v LXT® 18 GAUGE STRAIGHT SHEAR KIT

Swivel Shear Head Rotates 360°

- Makita-built 4-pole motor delivers 3,000 strokes per minute for faster cutting
- Cuts up to 18 gauge mild steel and 20 gauge stainless steel
- Weights only 5.3 lbs. with battery for reduced operator fatigue
- Reversible belt-clip attaches to either side of the tool
- Rubberized soft grip handle provides increased comfort on the job

Model XSJ01 Includes: (2) 18v LXT® Lithium-Ion 3.0Ah Battery (BL1830), 18v Lithium-Ion Rapid Optimum Charger (DC18RC), Tool Bag

Model XSJ01Z Includes: Tool Only; Battery and Charger not included

Capacities:	Mild Steel	18 ga. (mm)
	Stainless	20 ga. (mm)
Strokes Per Minute		3,000 SPM
Battery		18V LXT® Lithium-Ion
Overall Length		13-3/4"
Net Weight (with battery)		5.3 lbs.
Shipping Weight		14 lbs.



XNJ01

18v LXT® 16 GAUGE NIBBLER KIT

Powerful, Versatile and Cordless

- Makita-built motor delivers 1,900 SPM for fast and smooth cutting
- Ideal for cutting roofing sheet metal at thicknesses up to 16 gauge
- Die holder rotates 360° to meet demands of cutting direction
- Convenient chip disposal is below cutting material to minimize damage to cutting surface
- Cutting radius: inner edge 1-3/4"; outer edge 2"

Model XNJ01 Includes: (2) 18v LXT® Lithium-Ion 3.0Ah Battery (BL1830), 18v Lithium-Ion Rapid Optimum Charger (DC18RC), Punch (A-83951), Spanner Wrench (781028-4), Tool Bag

Model XNJ01Z Includes: Tool Only; Battery and Charger not included

Capacities:	Aluminum	12 ga. (mm)
	Mild Steel	16 ga. (mm)
	Stainless	18 ga. (mm)
Strokes Per Minute (variable speed)		0 - 1,900 SPM
Cutting Radius: Inner Edge		1-3/4"
Outer Edge		2"
Battery		18V LXT® Lithium-Ion
Overall Length		12-3/8"
Net Weight (with battery)		4.8 lbs.
Shipping Weight		13.3 lbs.

BRUSHLESS WITH
ELECTRIC BRAKEZ
MAKITA
XAG10Z

LXT
LITHIUM-ION
BRUSHLESS
AUTOMATIC
SPEED CHANGE

NEW XAG10M

18v LXT® BRUSHLESS 4-1/2" CUT-OFF/ANGLE GRINDER KIT

Electric Brake and Large Flush-Mount Paddle Switch

- Electric brake for maximum productivity
- Electronic RPM controller turns the motor off if rotation speed suddenly slows or wheel is forced to stop
- Automatic Speed Change™ technology adjusts speed and torque during operation for optimum performance
- The BL™ Brushless Motor eliminates carbon brushes, enabling the BL™ Motor to run cooler and more efficiently for longer life; delivers 8,500 RPM
- Efficient BL™ Brushless motor is electronically controlled to optimize battery energy use for up to 50% longer run time per charge

Model XAG10M Includes: (2) 18v LXT® Lithium-Ion 4.0Ah Battery (BL1840B), 18v Lithium-Ion Rapid Optimum Charger (DC18RC), 4-1/2" Grinding Wheel (A-95956), 4-1/2" Cut-off Wheel (724115-A), 4-1/2" Wheel Guard (123144-0), 4-1/2" Cut-Off Wheel Guard (122910-2), Tool Case, Side Handle

Model XAG10Z Includes: Tool Only; Battery and Charger not included

Grinding Wheel	4-1/2"
No Load Speed	8,500 RPM
Spindle Thread	5/8" - 11 UNC
Lock-On: No	Lock-Off: Yes
Grinder Switch Type	Body grip/paddle
Battery	18v LXT® Lithium-Ion
Overall Length	14-1/4"
Net Weight (with battery)	5.6 lbs.
Shipping Weight	19.1 lbs.

Z
MAKITA
XAG06Z

LXT
LITHIUM-ION
BRUSHLESS
AUTOMATIC
SPEED CHANGE

XAG06MB



18v LXT® BRUSHLESS 4-1/2" CUT-OFF/ANGLE GRINDER

Large Flush-Mount Paddle Switch for Comfortable Operation

- Automatic Speed Change™ technology adjusts speed and torque during operation for optimum performance
- Electronic RPM controller turns the motor off if rotation speed suddenly slows or wheel is forced to stop
- The BL™ Brushless Motor eliminates carbon brushes, enabling the BL™ Motor to run cooler and more efficiently for longer life; delivers 8,500 RPM

Model XAG06MB Includes: (2) 18v LXT® Lithium-Ion 4.0Ah Battery (BL1840B), 18v Lithium-Ion Rapid Optimum Charger (DC18RC), 4-1/2" Grinding Wheel (A-95956), 4-1/2" Cut-off Wheel (724115-A), 4-1/2" Wheel Guard (123144-0), 4-1/2" Cut-Off Wheel Guard (122910-2), Side Handle, Tool Case

Model XAG06Z Includes: Tool Only; Battery and Charger not included

Grinding Wheel	4-1/2"
No Load Speed	8,500 RPM
Spindle Thread	5/8" - 11 UNC
Lock-On: No	Lock-Off: Yes
Grinder Switch Type	Body grip/paddle
Battery	18v LXT® Lithium-Ion
Overall Length	14-1/4"
Net Weight (with battery)	5.6 lbs.
Shipping Weight	19.1 lbs.

Z
MAKITA
XAG03Z

LXT
LITHIUM-ION
BRUSHLESS
AUTOMATIC
SPEED CHANGE

XAG03MB



18v LXT® BRUSHLESS 4-1/2" CUT-OFF/ANGLE GRINDER KIT

Slide Switch For User Convenience

- BL™ Brushless motor delivers 8,500 RPM
- Automatic Speed Change™ technology adjusts speed and torque during operation for optimum performance
- The BL™ Brushless Motor eliminates carbon brushes, enabling the BL™ Motor to run cooler and more efficiently for longer life

Model XAG03MB Includes: (2) 18v LXT® Lithium-Ion 4.0Ah Battery (BL1840B), 18v Lithium-Ion Rapid Optimum Charger (DC18RC), 4-1/2" Grinding Wheel (A-95956), 4-1/2" Cut-off Wheel (724115-A), 4-1/2" Wheel Guard (123144-0), 4-1/2" Cut-Off Wheel Guard (122910-2), Side Handle, Tool Case

Model XAG03Z Includes: Tool Only; Battery and Charger not included

Grinding Wheel	4-1/2"
No Load Speed	8,500 RPM
Spindle Thread	5/8" - 11 UNC
Lock-On: Yes	Lock-Off: No
Grinder Switch Type	Body grip/slide
Battery	18v LXT® Lithium-Ion
Overall Length	14-1/4"
Net Weight (with battery)	5.5 lbs.
Shipping Weight	19 lbs.

Z
MAKITA
XAG01Z

LXT
LITHIUM-ION

XAG01



18v LXT® 4-1/2" CUT-OFF/ANGLE GRINDER KIT

Compact Barrel Grip for Easy Handling

- Makita-built motor delivers 10,000 RPM for faster grinding
- Built-in L.E.D. protection circuit with over-torque control protects motor
- Compact and ergonomic design at only 12-1/2" long
- Weighs only 5.0 lbs. with battery for reduced operator fatigue
- Rubberized soft grip provides increased comfort on the job

Model XAG01 Includes: (2) 18v LXT® Lithium-Ion 3.0Ah Battery (BL1830), 18v Lithium-Ion Rapid Optimum Charger (DC18RC), 4-1/2" Wheel Guard (125273-5), 4-1/2" Cut-Off Wheel Guard (135103-2), 4-1/2" Grinding Wheel (A-95956), 4-1/2" Cut-off Wheel (724115-A), Tool Case

Model XAG01Z Includes: Tool Only; Battery and Charger not included

Grinding Wheel	4-1/2"
Wire Cup Brush	3-1/2"
No Load Speed	10,000 RPM
Spindle Thread	5/8" - 11 UNC
Battery	18v LXT® Lithium-Ion
Overall Length	12-1/2"
Net Weight (with battery)	5 lbs.
Shipping Weight	16 lbs.

Z
MAKITA
XDG01Z

LXT
LITHIUM-ION

XDG01



18v LXT® 1/4" DIE GRINDER KIT

Delivers 25,000 RPM for Faster Grinding

- Compact barrel grip design and weighs only 4.4 lbs. for easy handling
- Slide switch with lock-on for operator convenience
- Vent slots designed to direct exhaust air away from the user
- L.E.D. light flashes red when it is time to recharge the battery
- Built-in L.E.D. protection circuit with over-torque control protects the motor

Model XDG01 Includes: (2) 18v LXT® Lithium-Ion 3.0Ah Battery (BL1830), 18v Lithium-Ion Rapid Optimum Charger (DC18RC), 1/4" Collet (763625-8), (2) Spanner Wrench (781039-9), Tool Bag

Model XDG01Z Includes: Tool Only; Battery and Charger not included

Max. Wheel Diameter	1-1/2"
Collet	1/4"
No Load Speed	25,000 RPM
Lock-On: Yes	Lock-Off: No
Battery	18v LXT® Lithium-Ion
Overall Length	15-3/4"
Net Weight (with battery)	4.4 lbs.
Shipping Weight	14 lbs.

CUTS UP TO 3/4"
GRADE 60 #6 REBAR

LXT
LITHIUM-ION

XCS01Z

Tool only - battery and charger not included

18v LXT® REBAR CUTTER

Up To 75 Cuts Of #6 3/4" Rebar with A 3.0Ah LXT® Battery

- Cutting capacity range of 1/8" - 3/4"; cuts up to 60 grade #6 rebar
- Long lasting cutting blades provide up to 4,000 cuts before needing to be replaced
- Cutting head rotates 360° for different cutting positions
- Adjustable stopper holds the rebar at 90° to the cutting blade and assists in smooth cutting
- Ergonomic pistol grip handle with rubberized soft grip provides increased comfort on the job

Model XCS01Z Includes: Tool Only; Battery and Charger not included

Cutting Capacity (thickness)	3/4"
Variable Speed	No
Battery	18v LXT® Lithium-Ion
Overall Length	16-1/5"
Net Weight (with battery)	24.3 lbs.
Shipping Weight	35.2 lbs.



XSF03Z

BRUSHLESS
PUSH DRIVE

XSF03MB

18v LXT® BRUSHLESS DRYWALL SCREWDRIVER KIT

Drives 1,860 Screws with Push Drive™ Technology using 4.0Ah BL1840B Battery¹

- BL™ Motor delivers 0-4,000 RPM to handle a variety of drywall and framing applications
- Push Drive™ Technology – in lock-on mode the motor starts only when the fastener is engaged for a quieter work environment and to save battery power
- Ergonomically designed rubberized pistol grip with large 2-finger trigger for increased comfort
- Adjustable nose piece delivers consistent screw depth

Model XSF03MB Includes: (2) 18V LXT® Lithium-Ion 4.0Ah Battery (BL1840B), 18V Lithium-Ion Rapid Optimum Charger (DC18RC), 3" Magnetic Bit Holder (784812-6), Tool Case

Model XSF03Z Includes: Tool Only; Battery and Charger not included

Bit Type	1/4" Hex
No Load Speed (variable speed)	0 - 4,000 RPM
Battery	18V LXT® Lithium-Ion
Overall Length	9-7/8"
Net Weight (with battery)	3.8 lbs.
Shipping Weight	13 lbs.

¹ 1-1/4" screw attaching 1/2" drywall to a 20 ga. steel stud



XSF01Z

Tool only - battery and charger not included

18v LXT® DRYWALL SCREWDRIVER

A Cordless Solution for Drywall and Framing Applications

- Makita-built motor delivers 0-4,000 RPM to handle drywall and framing applications
- Ergonomically designed rubberized pistol grip for increased comfort
- Adjustable nose piece delivers consistent screw depth
- Compact and ergonomic design at only 11-1/8" long
- Weighs only 3.8 lbs. with battery (battery not included) for reduced operator fatigue
- Built-in L.E.D. light illuminates the work area

Model XSF01Z Includes: Tool Only; Battery and Charger not included

Bit Type	1/4" Hex
No Load Speed (variable speed)	0 - 4,000 RPM
Battery	18V LXT® Lithium-Ion
Overall Length	11-1/8"
Net Weight (with battery)	3.8 lbs.
Shipping Weight	3 lbs.



XRF02

Screws not included

3.0Ah BATTERY

18v LXT® AUTOFEED SCREWDRIVER KIT

Ideal for Hanging Drywall

- Makita-built 4-pole motor delivers superior fastening speed with 4,000 RPM
- High collated screw capacity range: 1" to 2-1/8"
- Screw guide prevents screw strip tangling and can fold against the autofeed housing for easy storing
- Rugged aluminum dust-proof autofeed housing provides smooth sliding action

Model XRF02 Includes: (2) 18V LXT® Lithium-Ion 3.0Ah Battery (BL1830), 18V Lithium-Ion Rapid Optimum Charger (DC18RC), #2 Phillips Power Bit, 2/pk (B-10481), Square Power Bit, 1/pk (784645-9), Tool Bag

Model XRF02Z Includes: Tool Only; Battery and Charger not included

Bit Type	1/4" Hex
Collated Screw Capacity	1" - 2-3/16"
No Load Speed	4,000 RPM
Battery	18V LXT® Lithium-Ion
Overall Length	16-3/4"
Net Weight (with battery)	5.1 lbs.
Shipping Weight	13.4 lbs.



XRF01

Screws not included

3.0Ah BATTERY

18v LXT® AUTOFEED SCREWDRIVER KIT

Ideal for Decking and Subfloors

- Makita-built 4-pole motor delivers superior fastening speed with 4,000 RPM for decking and sub-floor applications
- High collated screw capacity range: 1-3/4" to 2-15/16"
- Screw guide prevents screw strip tangling and can fold against the autofeed housing for easy storing
- Rugged aluminum dust-proof autofeed housing provides smooth sliding action

Model XRF01 Includes: (2) 18V LXT® Lithium-Ion 3.0Ah Battery (BL1830), 18V Lithium-Ion Rapid Optimum Charger (DC18RC), #2 Phillips Power Bit, 1/pk (B-10475-1), Tool Bag

Model XRF01Z Includes: Tool Only; Battery and Charger not included

Bit Type	1/4" Hex
Collated Screw Capacity	1-3/4" - 2-15/16"
No Load Speed	4,000 RPM
Battery	18V LXT® Lithium-Ion
Overall Length	18-1/4"
Net Weight (with battery)	5.2 lbs.
Shipping Weight	13.8 lbs.



XOC01Z

4.0Ah BATTERY

18v LXT® CUT-OUT TOOL KIT

Slim Body Design (2-1/4") for Comfort and Control

- Makita-built motor delivers 30,000 RPM for faster cutting
- Slide switch with lock-on for operator convenience
- On board bit change capabilities eliminates need for wrench
- Quick and easy "tool-less" depth adjustment
- Slim body design (2-1/4" diameter) for comfort and precision
- Large and conveniently located shaft lock button for fast bit changes

Model XOC01MB Includes: (2) 18V LXT® Lithium-Ion 4.0Ah Battery (BL1840B), 18V Lithium-Ion Rapid Optimum Charger (DC18RC), 1/8" Cut-Out Bit (193446-8), Spanner Wrench (781008-0), Tool Bag

Model XOC01Z Includes: Tool Only; Battery and Charger not included

Collet Capacity	1/8", 1/4"
No Load Speed	30,000 RPM
Battery	18V LXT® Lithium-Ion
Overall Length	12-3/8"
Net Weight (with battery)	3.7 lbs.
Shipping Weight	11 lbs.



XTS01

3.0Ah BATTERY

18v LXT® 3/8" CROWN STAPLER KIT

Contact Actuation for Production Environments

- Makita-built motor delivers power to fasten a wide range of 3/8" crown staples (lengths 1/4", 3/8", 1/2", 5/8", 3/4" & 7/8"); also utilizes Arrow® T50
- Spring-loaded driving mechanism allows for a more compact tool with less weight
- Contact actuation is well-suited for production environment
- Rugged machined aluminum magazine ensures smooth loading and feeding of staples

Model XTS01 Includes: (2) 18V LXT® Lithium-Ion 3.0Ah Battery (BL1830), 18V Lithium-Ion Rapid Optimum Charger (DC18RC), Tool Bag

Model XTS01Z Includes: Tool Only; Battery and Charger not included

Staple Width	3/8"
Leg Length	1/4" to 7/8"
Crown	3/8"
Staple Magazine Capacity	98 staples
Battery	18V LXT® Lithium-Ion
Overall Length	9-7/8"
Net Weight (with battery)	5.3 lbs.
Shipping Weight	15.8 lbs.



XTP01Z

Tool only - battery and charger not included

18v LXT® PIN NAILER, 23 GA.

Drives up to 3,000 Nails using 3.0Ah 18v LXT® Battery BL1830

- Drives 4 different lengths of 23 gauge pin nails (11/16", 1", 1-3/16" and 1-3/8"); magazine capacity up to 130 nails
- Anti dry-fire mechanism stops the tool when three nails remain in the magazine
- Compact and ergonomic design at only 9-3/4" long
- Weighs only 4.6 lbs. with battery (battery not included) for reduced operator fatigue
- Built-in L.E.D. lights illuminate the work area
- Rubberized soft grip handle provides increased comfort on the job

Model XTP01Z Includes: Tool Only; Battery and Charger not included

Staple Width	1/32"
Leg Length	11/16" to 1-3/8"
Staple Magazine Capacity	130 staples
Battery	18V LXT® Lithium-Ion
Overall Length	9-3/4"
Net Weight (with battery)	4.6 lbs.
Shipping Weight	4.7 lbs.



XNB01Z

Tool only - battery and charger not included

18v LXT® 2" BRAD NAILER, 18 GA.

Drives 1000 Nails using 3.0Ah LXT® Battery BL1830²

- Drives a range of 18 gauge brad nails from 5/8" to 2"; magazine capacity up to 110 nails
- 2-mode selector switch for sequential or contact nailing operation
- Easy to use "tool-less" depth adjustment dial for a wide variety of finish applications
- Anti-dry drive mechanism engineered to prevent driving blanks and damage to work surface
- Battery gauge indicates battery charge level
- Built-in L.E.D. light illuminates the work area

Model XNB01Z Includes: Tool Only; Battery and Charger not included

Nail Size	5/8" to 2" (18 ga.)
Magazine Capacity	110
Battery	18V LXT® Lithium-Ion
Overall Length	11-5/8"
Net Weight (with battery)	7.7 lbs.
Shipping Weight	8 lbs.

² Attaching plywood to Douglas fir with 5/8" to 2" nail

**XGC011**

XGC011Z
3.0Ah BATTERY

18v LXT® 10 OZ. CAULK/ADHESIVE GUN KIT

Delivers an Industry-Leading 1,100 lbs. of Dispensing Force

- Makita-built motor delivers 1,100 lbs. of dispensing force to dispense the highest viscosity adhesives and sealants
- 5-speed dial optimizes flow rate from 0-66 IPM
- Variable speed trigger allows user match speed to the application
- 360° rotatable cartridge holder fits 10 oz. and 300 ml cartridges

Model XGC011 Includes: 18v LXT® Lithium-Ion 3.0Ah Battery (BL1830), 18v Lithium-Ion Rapid Optimum Charger (DC18RC), Tool Bag

Model XGC011Z Includes: Tool Only; Battery and Charger not included

Capacity (caulk or sealants)	10 oz.
Dispense Force	1,100 lbs.
Inches Per Minute (variable speed)	0 - 66 IPM
Speed Settings	5
Battery	18v LXT® Lithium-Ion
Overall Length	15-7/8"
Net Weight (with battery)	5.1 lbs.
Shipping Weight	13.1 lbs.

**XGC011B**

XGC011BZ
3.0Ah BATTERY

18v LXT® 20 OZ. CAULK GUN KIT

Delivers Up To 2.5X More Dispensing Speed³

- Makita-built motor delivers 1,100 lbs. of dispensing force to dispense the highest viscosity adhesives and sealants
- 5-speed dial optimizes flow rate from 0-66 IPM
- Variable speed trigger allows user match speed to the application
- 360° rotatable cartridge holder fits 20 oz. cartridges, sausage packs and bulk caulk and adhesives
- Includes 3 pistons for use with cartridges, sausage packs and bulk materials

Model XGC011B Includes: 18v LXT® Lithium-Ion 3.0Ah Battery (BL1830), 18v Lithium-Ion Rapid Optimum Charger (DC18RC)

Model XGC011BZ Includes: Tool Only; Battery and Charger not included

Capacity (caulk or sealants)	20 oz.
Dispense Force	1,100 lbs.
Inches Per Minute (variable speed)	0 - 66 IPM
Speed Settings	5
Battery	18v LXT® Lithium-Ion
Overall Length	21-1/4"
Net Weight (with battery)	6 lbs.
Shipping Weight	12.01 lbs.

³ Compared to leading competitor

POWERFUL DISPENSING FORCE



XGC012CZ

VERSATILITY

5 speed dial optimizes flow rate from 0 - 66 IPM

NEW XGC01M1C

18v LXT® 29 OZ. CAULK AND ADHESIVE GUN KIT

Delivers an Industry-Leading 1,100 lbs. of Dispensing Force

- 5-speed dial optimizes flow rate from 0-66 IPM
- Variable speed trigger allows user to match speed to the application
- 360° rotatable cartridge holder fits 29 oz. cartridges
- Drip-reduction feature automatically relieves pressure on the material when trigger is released to prevent unintentional dispensing
- Overload indicator light notifies the operator when tool is nearly overloaded to minimize breakage of the sealant cartridge

Model XGC01M1C Includes: 18v LXT® Lithium-Ion 4.0Ah Battery (BL1840B), 18v Lithium-Ion Rapid Optimum Charger (DC18RC), Holder C (455951-6), Holder Joint C (143223-8), Piston D (143221-2), Rod (143220-4), Tool Bag

Model XGC012C Includes: Tool Only; Battery and Charger not included

Capacity (caulk or sealants)	29 oz.
Dispense Force	1,100 lbs.
Inches Per Minute (variable speed)	0 - 66 IPM
Speed Settings	5
Battery	18v LXT® Lithium-Ion
Overall Length	18-7/8"
Net Weight (with battery)	5.9 lbs.
Shipping Weight	14 lbs.

Caulking Gun Accessories

196351-8

10 oz. Cartridge Holder Set

Holds 10 oz. cartridge style caulks and adhesives

**196352-6**

20 oz. Barrel Holder Set

Holds 20 oz. cartridge style, sausage style and bulk caulks and adhesives

**197195-9**

29 oz. Cartridge Holder Set

Holds 29 oz. cartridge style caulks and adhesives

**DCF300Z**

Tool only - battery and charger not included

18v LXT® 13" JOB SITE FAN

Up to 5.7 Hours of Continuous Run-Time on a Single Charge⁴

- Durable design engineered to withstand a job site environment
- Frame structure engineered to reduce wind noise
- Three settings (high/medium/low) and oscillation selector for optimal air velocity and control
- 3-stage automatic timer with 1, 2, and 4 hour power-off selection
- Removable front guard for convenient clean up
- Tilt up/down design make it convenient to redirect air flow

Model DCF300Z Includes: AC Adapter; Battery and Charger not included

Voltage	18V
AC Adaptor	Yes
Run Time (max, in hours)	5.7
Battery	18v LXT® Lithium-Ion
Dimensions (LxWxH)	12-1/2" x 18-9/10" x 23-7/10"
Net Weight (with battery)	10.4 lbs.
Shipping Weight	12.6 lbs.

⁴ In low speed using a BL1850 battery

**BCF201Z**

Tool only - battery and charger not included

18v LXT® JOB SITE FAN

Up to 5.5 Hours of Continuous Run Time on a Single Charge

- Durable design engineered to withstand a job site environment
- Protective bumpers for increased durability
- Two settings (high 1,700 RPM, low 1,200 RPM) for optimal air velocity control
- 3-stage automatic timer with 1, 2, and 4 hour power-off selection
- Large carrying handle for easy handling
- 45° adjustable platform allows a full range of fan positions

Model BCF201Z Includes: AC Adapter; Battery and Charger not included

Voltage	14.4-18V
AC Adaptor	Yes
Speed (2 speed)	0 - 1,700, 0 - 1,200 RPM
Run Time (max, in hours)	5.5
Battery	18v LXT® Lithium-Ion
Dimensions (LxWxH)	5" x 13-3/5" x 21-1/10"
Net Weight (with battery)	5.7 lbs.
Shipping Weight	7.1 lbs.

**DUB182**

DUB182Z
3.0Ah BATTERY

18v LXT® BLOWER KIT

179 MPH for Fast Clean-Ups

- Variable speed (0-18,000 RPM) for optimum speed control
- Up to 12 minutes of continuous operation at high speed with a 3.0Ah LXT® battery
- Compact and ergonomic design at only 20-3/4" long
- Weighs only 3.9 lbs. with battery for reduced operator fatigue
- Rubberized soft grip handle for increased operator comfort
- Makita-built variable 3-speed motor produces a maximum air velocity of 179 MPH

Model DUB182 Includes: 18v LXT® Lithium-Ion 3.0Ah Battery (BL1830), 18v Lithium-Ion Rapid Optimum Charger (DC18RC), Rubber Blower Nozzle (132025-7), Tool Bag

Model DUB182Z Includes: Tool Only; Battery and Charger not included

Air Volume	91 CFM
Max. Air Velocity	179 MPH
No Load Speed (variable speed)	0 - 18,000 RPM
Battery	18v LXT® Lithium-Ion
Net Weight (with battery)	3.7 lbs.
Shipping Weight	11 lbs.

PORTABLE & VERSATILE



18v • 18v • 36v

XBU02Z

Tool only - battery and charger not included

18v X2 LXT® (36v) BRUSHLESS BLOWER

Makita-Built BL™ Brushless Motor Produces A Maximum 473 CFM

- Delivers up to 29 minutes of run time at 15,800 RPM using two 18V LXT® 5.0Ah batteries
- Makita-built motor produces a maximum air velocity of 120 MPH
- 6-stage air velocity/volume selection dial with variable speed control trigger
- Two 18V LXT® Lithium-Ion batteries deliver the power and run time for gas powered demands without leaving the 18V LXT® platform
- Zero emissions and reduced maintenance; no need for gas or oil

Model XBU02Z Includes: Tool Only - Long Nozzle (455915-0); Battery and Charger not included

Max Air Volume	473 CFM
Max. Air Velocity	120 MPH
No Load Speed (variable speed)	11,400 - 21,500 RPM
Battery	2X 18V LXT® Lithium-Ion
Sound Pressure	96 dB(A)
Overall Length	38-3/4"
Net Weight (with battery)	9.9 lbs.
Shipping Weight	8.4 lbs.



XBU01Z

Tool only - battery and charger not included

18v X2 LXT® (36v) BLOWER

Makita-built Motor Produces a Maximum Air Volume of 155 CFM

- Delivers up to 28 minutes of run time using two 5.0Ah 18V LXT® batteries on highest speed setting
- Makita-built motor produces a maximum air velocity of 208 MPH
- 2-speed (Low: 10,000 RPM, High: 17,000 RPM) design to match the speed to application
- Two 18V LXT® Lithium-Ion batteries deliver the power and run time for corded demands without leaving the 18V LXT® platform
- Compact and ergonomic design at only 36-1/4" long

Model XBU01Z Includes: Tool Only - Long Blower Nozzle (452123-4); Battery and Charger not included

Max Air Volume	155 CFM
Max. Air Velocity	208 MPH
No Load Speed (2 spd)	10,000/17,000 RPM
Battery	2X 18V LXT® Lithium-Ion
Sound Pressure	86 dB(A)
Overall Length	36-1/4"
Net Weight (with battery)	8 lbs.
Shipping Weight	6 lbs.



UB360DWB

2.2Ah BATTERY

36v BLOWER KIT

Delivers up to 14 Minutes of Run Time with 36v Battery Under No Load on Highest Setting

- Makita-built motor produces a maximum air velocity of 208 MPH with up to 30 min. of continuous run time
- 2-speed (Low: 10,000 RPM, High: 17,000 RPM) design to match the speed to application
- Lower noise level at only 86 dB(A) for improved user comfort, 30% quieter than gas
- Zero emissions, and reduced maintenance for increased ease of use

Model UB360DWB Includes: 36V Lithium-Ion Battery (BL3622A), 36V Charger (DC36WA), Long Blower Nozzle (452123-4)

Max Air Volume	155 CFM
Max. Air Velocity	208 MPH
No Load Speed (2 spd)	10,000/17,000 RPM
Battery	36V LXT® Lithium-Ion
Sound Pressure	86 dB(A)
Overall Length	36-1/4"
Net Weight (with battery)	6.8 lbs.
Shipping Weight	11 lbs.



XRU04Z

Tool only - battery and charger not included

18v LXT® BRUSHLESS STRING TRIMMER

Up to 60 Minutes of Run Time with 3.0Ah Battery under No Load on the Lowest Setting

- BL™ Brushless motor delivers up to 6,000 RPM for faster cutting
- Adjustable speed dial (0-3,500 to 0-6,000 RPM) allows the operator to match speed to application
- Compact size is ideal for trimming and precise edging
- Zero emissions and reduced maintenance; no need for gas or oil

Model XRU04Z Includes: Tool Only - Trimmer Head (123235-7), Shoulder Strap (125516-5), Goggles (195246-2), Hex Wrench (783217-7), Hex Wrench (783202-0), Accessory Bag (831304-7); Battery and Charger not included

Cutting Capacity (diameter)	11-3/4"
No Load Speed (2 spd)	3,500/6,000 RPM
Battery	18V LXT® Lithium-Ion
Overall Length	72-1/2"
Net Weight (with battery)	8.6 lbs.
Shipping Weight	18.7 lbs.



XRU02Z

Tool only - battery and charger not included

18v LXT® STRING TRIMMER

Up to 45 Minutes of Run Time with 3.0Ah Battery Under No Load

- Makita-built motor delivers 7,800 RPM for faster cutting
- Telescoping shaft (48-1/2" to 56-1/2") for optimum cutting position
- Adjustable 5-position pivoting head for cutting angle adjustment when trimming in tight spaces
- 180° rotating head allows the trimmer to convert to edger; 10-1/4" cutting width
- Compact size is ideal for trimming and precise edging

Model XRU02Z Includes: Tool Only - Trimmer Head (196146-9), Nylon Cord (196148-5); Battery and Charger not included

Cutting Capacity (diameter)	10-1/4"
No Load Speed	7,800 RPM
Battery	18V LXT® Lithium-Ion
Overall Length	10-1/4"
Net Weight (with battery)	6.9 lbs.
Shipping Weight	8.8 lbs.



XMU02Z

Tool only - battery and charger not included

18v LXT® GRASS SHEAR

Up to 125 Minutes of Run Time with 3.0Ah battery Under No Load

- Makita-built motor delivers 1,250 SPM for efficient cutting
- Toboggan-style base frame enables user to quickly adjust height to match the application
- Dual blade action cuts with a shearing effect for improved results
- Non-electrolyzed nickel plated blades engineered to resist staining and rusting
- Weighs only 3.6 lbs. with battery (battery not included) for reduced user fatigue

Model XMU02Z Includes: Tool Only - Blade Cover (452055-5); Battery and Charger not included

Cutting Capacity (width)	6-5/16"
Depth Adjustment Range	3/8", 13/16", 1-3/16"
No Load Speed	1,250 RPM
Battery	18V LXT® Lithium-Ion
Overall Length	13-7/8"
Net Weight (with battery)	3.6 lbs.
Shipping Weight	3.45 lbs.



XHU02Z

Tool only - battery and charger not included

18v LXT® HEDGE TRIMMER

Up to 75 Minutes of Run Time with 3.0Ah Battery on Lowest Setting

- Makita-built motor delivers 1,350 SPM for increased cutting speed
- 22" blade provides increased cutting capacity
- Anti-vibration design (five cushions within the motor housing) helps minimize vibration
- Battery capacity warning system; motor stops and light goes on indicating battery needs recharging (battery and charger sold separately)
- Lower noise level at only 87 dB(A) for operator comfort
- Compact and ergonomic design at only 38" long

Model XHU02Z Includes: Tool Only - Blade Cover (450490-1); Battery and Charger not included

Blade Length	22"
Strokes Per Minute	1,350 SPM
Battery	18V LXT® Lithium-Ion
Overall Length	38"
Net Weight (with battery)	7.4 lbs.
Shipping Weight	9.1 lbs.


36V
LITHIUM-ION
**HCU02C1****2.2Ah**
BATTERY
36v CHAIN SAW KIT
Zero Emissions and up to 40% Quieter Than Gas

- Makita-built motor delivers 1,650 FPM for increased cutting speed
- Lower noise level at only 89 dB(A) for improved user comfort
- "Tool-less" chain adjustments for convenient operation and maintenance
- Front hand guard engineered to actuate chain brake when engaged
- 12" guide bar for increased capacity

Model HCU02C1 Includes: 36V Lithium-Ion Battery (BL3622A), 36V Charger (DC36WA), 12" Guide Bar (165245-8), 12" Saw Chain (531-290-046)

Guide Bar Length	12"
Chain Speed	1,650 FPM
Chain Pitch	3/8"
Chain Gauge	.043"
Battery	36V LXT® Lithium-Ion
Overall Length	24-5/8"
Net Weight (with battery)	10.1 lbs.
Shipping Weight	14 lbs.


18V X2
LITHIUM-ION
XCU02Z

Tool only - battery and charger not included

18v X2 LXT® (36v) CHAIN SAW
Powered by Two 18v LXT® Lithium-Ion Batteries

- Makita-built motor delivers 1,650 FPM chain speed for fast cutting
- Two 18V LXT® Lithium-Ion batteries deliver power and performance without leaving the 18V LXT® platform (batteries not included)
- 12" guide bar for increased capacity
- "Tool-less" chain adjustments for convenient operation and maintenance
- Front hand guard actuates chain brake when engaged

Model XCU02Z Includes: Tool Only - 12" Guide Bar (165245-8), 12" Saw Chain (531-290-046), Blade Cover; Battery and Charger not included

Guide Bar Length	12"
Chain Speed	1,650 FPM
Chain Pitch	3/8"
Chain Gauge	.043"
Battery	2X 18V LXT® Lithium-Ion
Overall Length	24-5/8"
Net Weight (with battery)	11.2 lbs.
Shipping Weight	8.8 lbs.


LXT
LITHIUM-ION
XCU01Z

Tool only - battery and charger not included

18v LXT® 4-1/2" CHAIN SAW
The Perfect Chain Saw for Limbing, Powered by 18v LXT®

- Makita-built motor delivers 980 FPM for increased cutting speed
- 4-1/2" guide bar is ideal for limbing
- "Tool-less" chain adjustments for convenient operation and maintenance
- Zero emissions and reduced maintenance
- Compact and ergonomic design at only 16-5/8" long
- Weighs only 5.4 lbs. with battery (battery not included) for reduced operator fatigue

Model XCU01Z Includes: Tool Only - 4-1/2" Saw Chain, 1/4"-.050", LXC01, UC120DWD (791284-8), 4-1/2" Guide Bar, LXC01, UC120DWD (158476-6); Battery and Charger not included

Guide Bar Length	4-1/2"
Chain Speed	980 FPM
Chain Pitch	1/4"
Chain Gauge	.050"
Battery	18V LXT® Lithium-Ion
Overall Length	16-5/8"
Net Weight (with battery)	5.4 lbs.
Shipping Weight	7.1 lbs.


36V
LITHIUM-ION
**HHU01C1****2.2Ah**
BATTERY
36v HEDGE TRIMMER KIT
36v Lithium-Ion Battery Delivers the Cutting Performance of a Corded Trimmer

- Makita-built motor delivers 1,800 SPM for fast cutting
- 25-1/2" blade provides increased cutting capacity
- 6 speed dial (0 - 1,800 SPM) allows the user to match the speed to the application
- Lower noise level at only 86.5 dB(A); up to 30% quieter than gas
- 5-position rotating rear handle for increased comfort during vertical and angle trimming

Model HHU01C1 Includes: Tool Only - 36V Charger (DC36WA), 36V Lithium-Ion Battery (BL3622A); Battery and Charger not included

Blade Length	25-1/2"
Strokes Per Minute	1,800 SPM
Battery	36V LXT® Lithium-Ion
Overall Length	48-3/4"
Net Weight (with battery)	11.7 lbs.
Shipping Weight	19.8 lbs.


18V X2
LITHIUM-ION
XHU04Z

Tool only - battery and charger not included

18v X2 LXT® HEDGE TRIMMER
Two 18v LXT® Lithium-Ion Batteries Deliver the Cutting Performance of a Corded Trimmer

- Makita-built motor delivers 1,800 SPM for fast cutting
- 25-1/2" blade provides increased cutting capacity
- 6 speed dial (0 - 1,800 SPM) allows the user to match the speed to the application
- Lower noise level at only 86.5 dB(A); up to 30% quieter than gas
- Weighs only 13.3 lbs. with (2) 18V batteries (batteries not included) for reduced operator fatigue

Model XHU04Z Includes: Tool Only - Blade Cover; Battery and Charger not included

Blade Length	25-1/2"
Strokes Per Minute	1,800 SPM
Battery	2X 18V LXT® Lithium-Ion
Overall Length	48-3/4"
Net Weight (with battery)	13.3 lbs.
Shipping Weight	13.7 lbs.


NEW
XRU07Z

Tool only - battery and charger not included

18v X2 LXT® (36v) BRUSHLESS STRING TRIMMER
Zero Emissions and Reduced Maintenance; No Need for Gas or Oil

- Makita-built Outer Rotor BL™ Brushless Motor direct-drive system provides high power and increased torque
- Constant Speed Control minimizes reduction in rotation speed under load
- 2-speed options (Low: 0-5,000 RPM, High: 0-6,500 RPM) allows the operator to match speed to application
- Delivers up to 60 minutes of run time under load on the low speed setting using two 18V LXT® 5.0Ah BL1850 batteries*

Model XRU07Z Includes: Tool Only - Bump & Feed Trimmer Head, XRU07 Trimmer Head (197297-1), Goggles (195246-2), Hex Wrench (783217-7), Hex Wrench (783202-0), Accessory Bag (831304-7); Battery and Charger not included

Cutting Capacity (diameter)	13-3/4"
No Load Speed (2 spd)	5,000/6,500 RPM
Battery	2X 18V LXT® Lithium-Ion
Overall Length	69"
Net Weight (with battery)	9.9 lbs.
Shipping Weight	12.1 lbs.

* Under Load: 13-3/4" cutting swath with .080" nylon line, approximate run time will vary according to grass conditions

NO LIMITS

POWER & SPEED TO UNPLUG THE CORD


UNPLUG YOUR CORDED TOOLS

and pick up Makita's 18v X2 (36V) Lithium-Ion line up. Get the freedom you need to reach new heights with unmatched run time - you'll never look back.



36v POWER

(2) 18v BATTERIES



Learn More makitatools.com/X2



DCL500Z

Tool only - battery and charger not included

18v LXT® CYCLONIC CANISTER VACUUM Long Lasting Powerful Suction

- Powerful motor generates 46 CFM of suction power and 26.5" of water lift
- Up to 49 minutes of continuous operation using a 5.0Ah LXT® battery (battery not included)
- Filtration system with cyclonic separation keeps motor running at optimum performance
- Cyclonic system separates large dust particles from fine dust particles so that only fine dust particles are captured on the filter

Model DCL500Z Includes: Floor Nozzle (SH00000035), Telescoping Extension Wand (SH00000037), Crevice Nozzle (SH00000042), Shoulder Strap (166124-3), Hose (SH00000034), (SH00000032); Battery and Charger not included

Continuous Use (max, in minutes)	49 min.
Air Flow Rate	46 CFM
Static Water Lift	26.5"
Working Sound Level	64 dB(A)
Capacity (pint)	.53 pint
Battery	18V LXT® Lithium-Ion
Overall Length	13-7/8"
Net Weight (with battery)	9.4 lbs.
Shipping Weight	11 lbs.



XRM04B

Tool only - battery and charger not included

18v LXT® BLUETOOTH® JOB SITE RADIO Bluetooth® and MP3 Compatible

- Equipped with Bluetooth® to wirelessly connect your mobile device to play music
- Menu controls to set FM mono/stereo, clock settings, loudness, snooze, and iPod® controls
- Runs up to 20 hours with an 18V LXT® Lithium-Ion 5.0Ah battery and 6 hours with an 18V Compact Lithium-Ion 2.0Ah battery
- Protective bumpers are engineered for increased durability
- One auxiliary port for MP3 compatibility and one USB port for charging your mobile device

Model XRM04B Includes: Tool Only - AC Adapter (SE0000104), Antenna, AA Battery for Clock; Battery and Charger not included

Voltage	7.2-18V
Digital Tuner	FM/AM
Backlit LCD Display	Yes
iPod® Dock	Yes
AC Adaptor	Yes
Dimensions (LxWxH)	11" x 6-3/8" x 11-7/8"
Net Weight (with battery)	10.4 lbs.
Shipping Weight	10.95 lbs.



iPod® not included

XRM03

Tool only - battery and charger not included

18v LXT® JOBSITE RADIO iPod® Docking Station, MP3 Compatible

- Built-in dock works with most models of iPod® iPhones® for charging and playing music
- Menu controls to set FM mono/stereo, clock settings, loudness, snooze, and iPod® controls
- Runs 16 hours with an 18V LXT® Lithium-Ion battery and 8 hrs. with an 18V Compact Lithium-Ion battery (battery and charger sold separately)
- Protective bumpers are engineered for increased durability
- Two auxiliary ports for MP3/iPod® compatibility
- Delivers rich stereo sound from two powerful 3" side-firing speakers

Model XRM03B Includes: AC Adaptor (SE0000104), Antenna (SE00000256), AA Battery for Clock; Battery and Charger not included

Voltage	7.2-18V
Digital Tuner	FM/AM
Backlit LCD Display	Yes
iPod® Dock	Yes
AC Adaptor	Yes
Dimensions (LxWxH)	11" x 6-3/8" x 11-7/8"
Net Weight (w/battery)	10.4 lbs.
Shipping Weight	9.2 lbs.



DCM500Z

Tool only - battery and charger not included

18v LXT® COFFEE MAKER Auto Drip Brewing

- Brews one 5 oz. cup of coffee in 3 min. when plugged into a power outlet; one 5 oz. cup of coffee in 7 min. when powered by a 5.0Ah 18V LXT® battery
- No paper filters needed; permanent drip filter allows grounds to be poured directly into coffee maker
- Battery adapter can be removed when using AC power
- Compact design at only 8-3/8" tall with a 3-1/2" cup clearance
- Boil dry protection automatically turns the coffee maker off if there is not enough water

Model DCM500Z Includes: Measuring Spoon, AC Power Supply Cord, Battery Holder; Battery and Charger not included

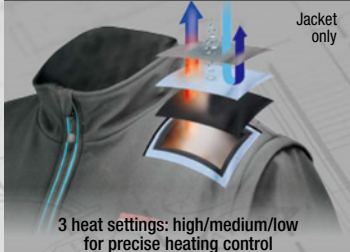
Overall Length	8-3/8"
Battery	18V LXT® Lithium-Ion
Net Weight (with battery)	3.7 lbs.
Shipping Weight	4.4 lbs.

RUN TIME



Accepts Makita 18v LXT® and Compact Lithium-Ion Batteries (not included); USB power port for charging portable electronic devices

CONTROL



Jacket only

3 heat settings: high/medium/low for precise heating control

VERSATILITY



Removable zip off sleeves quickly converts the jacket into a vest

UP TO 28 HOURS OF HEAT*



Jacket only - battery and charger not included

18v LXT® HEATED JACKET (JACKET ONLY)

DCJ200ZS	SMALL
DCJ200ZM	MEDIUM
DCJ200ZL	LARGE
DCJ200ZXL	X-LARGE
DCJ200Z2XL	2X-LARGE
DCJ200Z3XL	3X-LARGE

Stay Warm In Cold Harsh Job Site Environments

- 3 core heat zones (left chest, right chest, back) for optimum heat distribution
- 3 heat settings (high/ medium/ low) for precise heating control
- Features 4 pockets: zippered chest pocket and side pockets (left and right), sleeve pocket
- On/Off heat controller with 3 L.E.D. indicators

* with BL1850B on low setting



Jacket only - battery and charger not included

18v LXT® MOSSY OAK® HEATED JACKET (JACKET ONLY)

DCJ201ZS	SMALL
DCJ201ZM	MEDIUM
DCJ201ZL	LARGE
DCJ201ZXL	X-LARGE
DCJ201Z2XL	2X-LARGE
DCJ201Z3XL	3X-LARGE

18V LXT® Heated Jacket & Mossy Oak® Heated Jacket Include: Jacket Only; Battery and Charger not included

Heat Settings	High-Medium-Low
Number of Pockets	5 (including battery pocket)
Battery	18V LXT® Lithium-Ion
Overall Length	12-7/8"
Net Weight (with battery)	3.8 lbs.
Shipping Weight	3.8 lbs.



Vest only - battery and charger not included

18v LXT® HEATED VEST (VEST ONLY)

DCV200ZM	MEDIUM
DCV200ZL	LARGE
DCV200ZXL	X-LARGE
DCV200Z2XL	2X-LARGE
DCV200Z3XL	3X-LARGE

Stay Warm In Cold Job Site Environments

- Up to 28 hours of heat using 5.0Ah LXT® battery on low setting

18V LXT® Heated Vest Includes: Vest Only; Battery and Charger not included

Heat Settings	High-Medium-Low
Number of Pockets	5 (including battery pocket)
Battery	18V LXT® Lithium-Ion
Overall Length	12-7/8"
Net Weight (with battery)	3.8 lbs.
Shipping Weight	1.7 lbs.

**NEW DML805**

Battery and charger not included

18v LXT® CORDLESS/CORDED L.E.D. FLOOD LIGHT

L.E.D. Lights Deliver Bright and Even Lighting For Large Workspaces

- Up to 8.5 hours of continuous illumination with a 5.0Ah 18V LXT® battery on High mode (battery and charger not included)
- Up to 17 hours of continuous illumination with a 5.0Ah 18V LXT® battery on Low mode (battery and charger not included)
- L.E.D. flood light delivers either full brightness (750 lumens) on High or half brightness (450 lumens) on Low
- Extreme Protection Technology (XPT™) is engineered for improved dust and water resistance for operation in harsh conditions (only with DC power)

Model DML805 Includes: Flashlight Only; Battery and Charger not included

Run Time (max, in hours)	17
Battery	18V LXT® Lithium-Ion
Lumens	750
Overall Length	8-3/8"
Net Weight (with battery)	6.1 lbs.
Shipping Weight	6.1 lbs.

**DML802**

Battery and charger not included

18v LXT® L.E.D. FLASHLIGHT

Up to 21 Hours of Illumination with 5.0Ah LXT® Battery

- High-luminance single L.E.D. flashlight provides 200 lumens
- 12 position pivoting flashlight head with positive stops from 60° - 110°
- Aluminum flashlight head design for increased durability
- Metal hang hook is convenient and job site durable
- Compact and ergonomic design at only 10-3/4" long
- Only use genuine Makita batteries and chargers

Model DML802 Includes: Flashlight Only; Battery and Charger not included

Run Time (max, in hours)	21
Battery	18V LXT® Lithium-Ion
Bulb	6 LED
Lumens	200
Overall Length	10-3/4"
Net Weight (with battery)	2.1 lbs.
Shipping Weight	1.5 lbs.

**DML185**

Battery and charger not included

18v LXT® XENON FLASHLIGHT

Up to 7.5 Hours of Illumination with 5.0Ah LXT® Battery

- Xenon bulb for 4,500-lux brightness
- 4-position head pivots for versatility
- Compact and ergonomic design at only 11-1/8" long
- Includes shoulder strap and 2 bulbs
- Battery and charger sold separately
- Only use genuine Makita batteries and chargers

Model DML185 Includes: (2) Replacement Bulb (Xenon), 2/pk (A-90261); Battery and Charger not included

Run Time (max, in hours)	7.5
Battery	18V LXT® Lithium-Ion
Lumens	180
Bulb	Xenon
Overall Length	11-1/8"
Net Weight (with battery)	2.1 lbs.
Shipping Weight	1.2 lbs.

**LXLM01**

Battery and charger not included

18v LXT® L.E.D. FLASHLIGHT

Flashlight Illuminates The Job site

- 6 LED Flashlight runs up to 82.5 hours per charge from a single fully charged 18V 5.0Ah LXT® Lithium-Ion battery (battery not included)
- Compact and ergonomic design at 5-7/8" long
- Weighs only 1.3 lbs. with battery (battery not included) for reduced operator fatigue
- Hand strap for extra convenience
- Compact size ideal for work in tight spaces
- Ideal addition to any tool box
- Only use genuine Makita batteries and chargers

Model LXLM01 Includes: Flashlight Only; Battery and Charger not included

Run Time (max, in hours)	82.5
Battery	18V LXT® Lithium-Ion
Lumens	500
Bulb	6 LED
Overall Length	5-7/8"
Net Weight (with battery)	1.3 lbs.
Shipping Weight	.5 lbs.

**DML184**

Battery and charger not included

18v LXT® FLUORESCENT/ INCANDESCENT FLASHLIGHT

Two Modes: Fluorescent or Incandescent

- High illumination fluorescent light for extra brightness
- Long run time with up to 20 incandescent hours and 7.8 fluorescent hours per charge with a 5.0Ah battery (battery sold separately)
- Hang strap with swivel hook for extra convenience
- Compact and ergonomic design at only 17-3/4" long
- Weighs only 2 lbs. with battery (battery not included) for reduced operator fatigue
- Rubberized soft grip handle provides increased comfort on the job

Model DML184 Includes: Fluorescent Bulb (SM00000050), Light Bulb, 2/pk (A-94502); Battery and Charger not included

Run Time (max, in hours)	20
Battery	18V LXT® Lithium-Ion
Lumens	15
Bulb	Flourescent
Overall Length	17-3/4"
Net Weight (with battery)	2.2 lbs.
Shipping Weight	1.5 lbs.

**NEW DML806**

Battery and charger not included

18v LXT® L.E.D. LANTERN/FLASHLIGHT

Dual Purpose; Use as a Lantern or Flashlight

- Three L.E.D. lighting modes: 360° lantern, 180° lantern or flashlight
- 360° lantern mode provides 620 lumens; 180° lantern mode provides 310 lumens; flashlight mode provides 90 lumens
- 180°-360° lantern lighting allows the user to select between entire work area or specific task illumination
- Up to 11 hours of continuous illumination in 360° lantern mode with a 5.0Ah LXT® battery (battery sold separately)

Model DML806 Includes: Flashlight Only; Battery and Charger not included

Run Time (max, in hours)	59
Battery	18V LXT® Lithium-Ion
Lumens	240
Bulb	12 LED
Overall Length	14-3/8"
Net Weight (with battery)	2.1 lbs.
Shipping Weight	1.4 lbs.

**NEW DML807**

Battery and charger not included

18v LXT® L.E.D. LANTERN/FLASHLIGHT

Built-in USB Port

- Three L.E.D. lighting modes: 360° lantern, 180° lantern or flashlight
- 360° lantern mode provides 610 lumens; 180° lantern mode provides 300 lumens; flashlight mode provides 150 lumens
- 180°-360° lantern lighting allows the user to select between entire work area or specific task illumination
- Up to 11 hours of continuous illumination in 360° lantern mode with a 5.0Ah LXT® battery (battery sold separately)

Model DML807 Includes: Flashlight Only; Battery and Charger not included

Run Time (max, in hours)	36
Battery	18V LXT® Lithium-Ion
Lumens	300
Bulb	12 LED
Overall Length	14-1/4"
Net Weight (with battery)	2.2 lbs.
Shipping Weight	1.36 lbs.

**DML801**

Battery and charger not included

18v LXT® 12 L.E.D. FLASHLIGHT

Extra Bright 12 L.E.D. Flashlight Provides 240 Lumens

- Up to 17 hours of continuous illumination in 12 L.E.D. mode with a 5.0Ah 18V LXT® battery (sold separately)
- Up to 40 hours of continuous illumination in 6 L.E.D. mode with a 5.0Ah 18V LXT® battery (sold separately)
- Flashlight head folds up and down with 7 positive stops and rotates left to right for multiple lighting angles
- Metal hang hook swivels 360° and folds away for extra convenience
- 2-mode on/off switch delivers either full brightness (240 lumens) with 12 L.E.D. or half brightness (120 lumens) with 6 L.E.D.

Model DML801 Includes: Flashlight Only; Battery and Charger not included

Run Time (max, in hours)	40
Battery	18V LXT® Lithium-Ion
Lumens	240
Bulb	12 LED
Overall Length	15"
Net Weight (with battery)	2.1 lbs.
Shipping Weight	1.65 lbs.

LXT
LITHIUM-ION

 POWERING
125+
TOOLS¹
¹In 2016

5.0Ah
BATTERY

NEW BL1850B

4.0Ah
BATTERY

NEW BL1840B

3.0Ah
BATTERY


BL1830

2.0Ah
BATTERY

NEW BL1820B

LESS TIME
CHARGING
MORE TIME
WORKING

3-2-Piece Cordless Combo Kits
COMPACT LITHIUM-ION
18V POWER

BRUSHLESS
NEW XT248R

2.0Ah
BATTERY

 XPH06Z Brushless 1/2" Hammer Driver-Drill
 XDT08Z Brushless Impact Driver
 BL1820B (2) 18V Compact Lithium-Ion 2.0Ah Battery
 DC18RC Rapid Optimum Charger

COMPACT LITHIUM-ION
18V POWER

NEW CT320R

2.0Ah
BATTERY

 XFD10R 1/2" Driver-Drill
 XDT11R Impact Driver
 DML185W Flashlight
 BL1820 (2) 18V Compact Lithium-Ion 2.0Ah Battery
 DC18RC Rapid Optimum Charger

COMPACT LITHIUM-ION
18V POWER

NEW CT225R

2.0Ah
BATTERY

 XFD10Z 1/2" Hammer Driver-Drill
 XDT11Z Impact Driver
 BL1820B (2) 18V Compact Lithium-Ion 2.0Ah Battery
 DC18RC Rapid Optimum Charger

COMPACT LITHIUM-ION
18V POWER

CT200RW
2.0Ah
BATTERY

 XFD01Z 1/2" Driver-Drill
 XDT04Z Impact Driver
 BL1820 (2) 18V Compact Lithium-Ion 2.0Ah Battery
 DC18RC Rapid Optimum Charger

Impact GOLD
Xtreme Torsion Technology

B-49616

IMPACT GOLD® 3 PC. ASSORTED (2-1/2") TORX DOUBLE-ENDED POWER BITS
 Lasts up to 10X Longer than Standard Bits

• One bit with two magnetic tips for quick bit changes

B-52370

IMPACT GOLD® 38 PC. TORSION BIT SET
 Designed Exclusively for High-Torque Impact Drivers

 • Impact GOLD® insert bits last up to 10X longer than standard insert bits
 • Mag Boost makes any power bit magnetic

Additional Impact GOLD® Accessories See pg. 96-97

 Learn More ▶ makitatools.com/ImpactGold



Z
MORE POWER
XPH10Z

NEW XPH10R **XPT™** **2.0Ah BATTERY**

18v COMPACT 1/2" HAMMER DRIVER-DRILL KIT
More Compact And 26% More RPM¹

- Makita-built 4-pole motor delivers 480 in.lbs. of Max Torque
- Variable 2-speed design (0-600 & 0-1,900 RPM) covers a wide range of drilling, driving and hammer applications
- Compact and ergonomic design at only 7-3/4" long
- Weighs only 3.4 lbs. with battery for reduced operator fatigue
- Rubberized soft grip provides increased comfort on the job
- Dual L.E.D. lights with afterglow illuminate the work area

Model XPH10R Includes: (2) 18V Compact Lithium-Ion 2.0Ah Battery (BL1820B), 18V Lithium-Ion Rapid Optimum Charger (DC18RC), Tool Case, Belt Clip

Model XPH10Z Includes: Tool Only; Battery and Charger not included

Capacities:	Steel (1/2"), Wood (1-1/2"), Masonry (1/2")
No Load Speed (var. 2 spd)	0 - 600 / 0 - 1,900 RPM
Blows Per Minute (2 speed)	0 - 9,000 / 0 - 28,500 BPM
Maximum Torque (in.lbs./N•m)	480 in.lbs./54N•m
Battery	18V Compact Lithium-Ion
Overall Length	7-3/4"
Net Weight (with battery)	3.4 lbs.
Shipping Weight	10.7 lbs.

¹ Compared to XPH01Z



Z
MORE POWER
XFD10Z

NEW XFD10R **XPT™** **2.0Ah BATTERY**

18v COMPACT 1/2" DRIVER-DRILL KIT
More Compact And 26% More RPM²

- Makita-built 4-pole motor delivers 480 in.lbs. of Max Torque
- Mechanical 2-speed transmission (0-600 & 0-1,900 RPM) for a wide range of drilling and driving applications
- Features Extreme Protection Technology (XPT™) which is engineered to provide increased dust and water resistance in harsh job site conditions
- Dual L.E.D. lights with afterglow illuminate the work area
- Ergonomically designed handle with rubberized soft grip provides increased comfort

Model XFD10R Includes: (2) 18V Compact Lithium-Ion 2.0Ah Battery (BL1820B), 18V Lithium-Ion Rapid Optimum Charger (DC18RC), Tool Case

Model XFD10Z Includes: Tool Only; Battery and Charger not included

Capacities:	Steel (1/2"), Wood (1-1/2"), Masonry (1/2")
No Load Speed (var. 2 spd)	0 - 600 / 0 - 1,900 RPM
Maximum Torque (in.lbs./N•m)	480 in.lbs./54N•m
Battery	18V Compact Lithium-Ion
Overall Length	7-1/4"
Net Weight (with battery)	3.3 lbs.
Shipping Weight	10.6 lbs.

² Compared to XFD01Z



Z
MORE POWER
XDT11Z

NEW XDT11R **XPT™** **2.0Ah BATTERY**

18v COMPACT IMPACT DRIVER KIT
Makita 4-Pole Motor with 4-Brush Design Delivers 26% More RPM without Decreasing Torque³

- Variable speed (0-2,900 RPM & 0-3,500 IPM) and 1,460 in.lbs. of torque for a wide range of fastening applications
- All metal gear housing for increased job site durability
- Compact and ergonomic design at only 5-3/8" long
- Weighs only 2.8 lbs. with battery for reduced operator fatigue
- Convenient one-touch 1/4" hex chuck for quick bit changes

Model XDT11R Includes: (2) 18V Compact Lithium-Ion 2.0Ah Battery (BL1820B), 18V Lithium-Ion Rapid Optimum Charger (DC18RC), Tool Case

Model XDT11Z Includes: Tool Only; Battery and Charger not included

Hex Shank	1/4"
No Load Speed (variable speed)	0 - 2,900 RPM
Impacts Per Minute (variable speed)	0 - 3,500 IPM
Maximum Torque (in.lbs./N•m)	1,460 in.lbs./165N•m
Battery	18V Compact Lithium-Ion
Overall Length	5-3/8"
Net Weight (with battery)	2.8 lbs.
Shipping Weight	10.3 lbs.

³ Compared to XDT04Z



NEW XLC02RB1W **2.0Ah BATTERY**

18v COMPACT VACUUM KIT
Strong Suction Power for Fast Cleaning with More Run Time

- Up to 15 minutes of continuous use from a single fully charged 18V Compact Lithium-Ion battery
- Redesigned floor nozzle for improved maneuverability and debris collection
- Strong suction power for fast and efficient cleaning
- Bagless 2-stage cloth filtration system allows for easier cleaning and quicker debris disposal
- Increased storage capacity for longer time between waste disposal

Model XLC02RB1W Includes: 18V Compact Lithium-Ion 2.0Ah Battery (BL1820B), 18V Lithium-Ion Rapid Optimum Charger (DC18RC), Extension Attachment (451424-7), Floor Nozzle (122858-8), Crevice Nozzle (451240-7), Filter (451208-3), Cloth Vacuum Filter (443060-3)

Capacity (pint)	1.3 pint
Continuous Use (max, in minutes)	15 min.
Battery	18V Compact Lithium-Ion
Overall Length	18-3/4"
Net Weight (with battery)	2.7 lbs.
Shipping Weight	6 lbs.



XLC02ZW **2.0Ah BATTERY**

18v COMPACT VACUUM
Strong Suction Power for Fast Cleaning

- Up to 10 minutes of continuous use from a single fully charged 18V Compact Lithium-Ion battery
- Redesigned floor nozzle for improved maneuverability and debris collection
- Strong suction power for fast and efficient cleaning
- Bagless 2-stage cloth filtration system allows for easier cleaning and quicker debris disposal
- Increased storage capacity for longer time between waste disposal

Model XLC02ZW Includes: Tool Only - Extension Attachment (451424-7), Floor Nozzle (122858-8), Crevice Nozzle (451240-7), Filter (451208-3), Cloth Vacuum Filter (443060-3); Battery and Charger not included

Capacity (pint)	1.3 pint
Continuous Use (max, in minutes)	10 min.
Battery	18V Compact Lithium-Ion
Overall Length	18-3/4"
Net Weight (with battery)	2.7 lbs.
Shipping Weight	3.8 lbs.



XRM02W **2.0Ah BATTERY**

18v COMPACT JOB SITE RADIO
MP3 Compatible for iPod® and MP3 Players

- Delivers rich stereo sound from two powerful 3" side-firing speakers
- Up to 19 hours of continuous use with BL1830 battery (battery not included)
- Protective bumper design for added durability
- 10 Preset FM/AM buttons
- One auxiliary port for MP3/iPod® compatibility
- Water-resistant construction is engineered for improved operation in harsh job site conditions

Model XRM02W Includes: Tool Only - AC Adapter (SE00000077), Antenna (SE00000033), AA Battery for Clock; Battery and Charger not included

Voltage	7.2-18V
Digital Tuner	FM/AM
Backlit LCD Display	Yes
Memory Preset	5 FM / 5 AM
AC Adaptor	Yes
Auxiliary Port	Yes
Power Source	AC or Makita slide-style and pod-style batteries
Dimensions (LxWxH)	10-1/8" x 6-3/8" x 17"
Net Weight (with battery)	10.1 lbs.
Shipping Weight	11 lbs.



DML185W **2.0Ah BATTERY**

18v COMPACT XENON FLASHLIGHT
Xenon Light Provides Spotlight Illumination

- High illumination Xenon bulb emits at 4,500 Lux
- Up to 4 hours of continuous illumination with a 3.0Ah 18V LXT® battery (battery and charger not included)
- 4-position head pivots for greater versatility
- Compact design at only 11-1/8" long and weighs just over 2 lbs.
- Soft grip handle provides increased comfort
- An ideal addition to any gangbox or toolbox

Model DML185W Includes: Flashlight Only - battery and charger not included

Run Time (max, in hours)	4
Battery	18V LXT® Lithium-Ion
Lumens	180
Bulb	Xenon
Overall Length	11-1/8"
Net Weight (with battery)	2.1 lbs.
Shipping Weight	.82 lbs.



DML186W **2.0Ah BATTERY**

18v COMPACT L.E.D. FLASHLIGHT
Runs up to 35 Hours on a Single Charged 18v 2.0Ah Compact Lithium-Ion Battery

- Compact design at 5-7/8" long and weighs only 1.3 lbs. with battery for reduced operator fatigue
- Hand strap for extra convenience
- Accepts Makita 18V LXT® Lithium-Ion 3.0Ah battery for even longer run time
- Compact size for work in tight spaces.
- Compact 6 L.E.D. Flashlight runs up to 35 hours per charge from a single fully charged 18V Compact Lithium-Ion battery
- An ideal addition to any gangbox or toolbox

Model DML186W Includes: Flashlight Only; Battery and Charger not included

Run Time (max, in hours)	35
Battery	18V Compact Lithium-Ion
Bulb	6 LED
Overall Length	5-7/8"
Net Weight	1.3 lbs.
Shipping Weight	.55 lbs.



NEXT GENERATION

12v max CXT™
SLIDE-STYLE
LITHIUM-ION

**4.0Ah
BATTERY**




NEW BL1041B

**2.0Ah
BATTERY**



NEW BL1021B

UPGRADED
NEW L.E.D. BATTERY
CHARGE INDICATOR



SLIDE-STYLE
COMBINING PERFORMANCE
WITH SUPERIOR ERGONOMICS
IN A COMPACT SIZE

2-Piece Cordless Combo Kits



NEW CT226RX

FD05Z 3/8" Driver-Drill
DT03Z Impact Driver
BL1021B (2) 12V max CXT™ Lithium-Ion Battery
DC10WD CXT™ Lithium-Ion Charger



NEW CT226

FD05Z 3/8" Driver-Drill
DT03Z Impact Driver
BL1021B (2) 12V max CXT™ Lithium-Ion Battery
DC10WD CXT™ Lithium-Ion Charger



NEW CT229R

FD05Z 3/8" Driver-Drill
RJ03Z Impact Driver
BL1021B (2) 12V max CXT™ Lithium-Ion Battery
DC10WD CXT™ Lithium-Ion Charger



NEW CT227R

FD05Z 3/8" Driver-Drill
SH02Z 3-3/8" Circular Saw
BL1021B (2) 12V max CXT™ Lithium-Ion Battery
DC10WD CXT™ Lithium-Ion Charger



ERGONOMICS



Ergonomically designed handle with rubberized soft grip provides increased comfort

COMFORT



Weighs only 2.3 lbs. with battery for reduced operator fatigue

TECHNOLOGY



The BL™ Motor eliminates carbon brushes, enabling the BL™ Motor to run cooler and more efficiently

2-SPEED BRUSHLESS DRIVER-DRILL



DESIGN

6-1/16"

Compact and ergonomic design at only 6-1/16" long



NEW FD07R1

**12v max CXT™ BRUSHLESS
3/8" DRIVER-DRILL KIT**
Compact Brushless and
Ergonomic Design

- Compact and ergonomic design at only 6-1/16" long
- Weighs only 2.3 lbs. with battery for reduced operator fatigue
- BL™ Brushless Motor delivers 280 in.lbs. of Max Torque
- The BL™ Brushless Motor eliminates carbon brushes, enabling the BL Motor to run cooler and more efficiently for longer life
- Efficient BL™ Brushless motor is electronically controlled to optimize battery energy use for up to 50% longer run time per charge

Model FD07R1 Includes: (2) 12V max CXT™ Lithium-Ion 2.0Ah Battery (BL1021B), 12V max CXT™ Lithium-Ion Charger (DC10WD), Tool Case

Model FD07Z Includes: Tool Only; Battery and Charger not included

Capacities:	Steel (3/8"), Wood (1-1/8")
No Load Speed (var. 2 spd)	0 - 450 / 0 - 1,500 RPM
Maximum Torque (in.lbs.)	280 in.lbs.
Battery	12V max CXT™ Lithium-Ion
Overall Length	6-1/16"
Net Weight (with battery)	2.3 lbs.
Shipping Weight	7.2 lbs.



**NEW PH04R1**
12v max CXT™ 3/8\"/>

- Variable 2-speed design (0-450 & 0-1,700 RPM) covers a wide range of drilling and driving applications
- Makita-built motor delivers 250 in.lbs. of Max Torque
- Compact and ergonomic design at only 7-7/8" long
- Weighs only 2.5 lbs. with battery for reduced operator fatigue

Model PH04R1 Includes: (2) 12v max CXT™ Lithium-Ion 2.0Ah Battery (BL1021B), 12v max CXT™ Lithium-Ion Charger (DC10WD), Tool Case

Model PH04Z Includes: Tool Only; Battery and Charger not included

Capacities:	Steel (3/8"), Wood (13/16"), Masonry (5/16")
No Load Speed (var. 2 spd)	0 - 450 / 0 - 1,700 RPM
Impacts Per Minute (variable speed)	6,750 - 25,500 IPM
Maximum Torque (in.lbs.)	250 in.lbs.
Battery	12v max CXT™ Lithium-Ion
Overall Length	7-7/8"
Net Weight (with battery)	2.5 lbs.
Shipping Weight	8.8 lbs.

**NEW PH05R1**
12v max CXT™ BRUSHLESS 3/8\"/>

- Compact and ergonomic design at only 6-5/8" long
- Weighs only 2.4 lbs. with battery for reduced operator fatigue
- BL™ Brushless Motor delivers 280 in.lbs. of Max Torque
- The BL™ Brushless Motor eliminates carbon brushes, enabling the BL Motor to run cooler and more efficiently for longer life

Model PH05R1 Includes: (2) 12v max CXT™ Lithium-Ion 2.0Ah Battery (BL1021B), 12v max CXT™ Lithium-Ion Charger (DC10WD), Tool Case

Model PH05Z Includes: Tool Only; Battery and Charger not included

Capacities:	Steel (3/8"), Wood (1-1/8"), Masonry (5/16")
No Load Speed (var. 2 spd)	0 - 450 / 0 - 1,500 RPM
Blows Per Minute (2 speed)	0 - 6,750 / 0 - 22,500 BPM
Maximum Torque (in.lbs.)	280 in.lbs.
Battery	12v max CXT™ Lithium-Ion
Overall Length	6-5/8"
Net Weight (with battery)	2.4 lbs.
Shipping Weight	7.2 lbs.

**NEW FD05R1**
12v max CXT™ 3/8\"/>

- Variable 2-speed design (0-450 & 0-1,700 RPM) covers a wide range of drilling and driving applications
- Makita-built motor delivers 250 in.lbs. of Max Torque
- Ergonomically designed handle with rubberized soft grip provides increased comfort
- 12v max CXT™ slide battery design enables the tool to stand on its own for user convenience
- Compact and ergonomic design at only 7-7/16" long

Model FD05R1 Includes: (2) 12v max CXT™ Lithium-Ion 2.0Ah Battery (BL1021B), 12v max CXT™ Lithium-Ion Charger (DC10WD), Tool Case

Model FD05Z Includes: Tool Only; Battery and Charger not included

Capacities:	Steel (3/8"), Wood (13/16")
No Load Speed (var. 2 spd)	0 - 450 / 0 - 1,700 RPM
Maximum Torque (in.lbs.)	250 in.lbs.
Battery	12v max CXT™ Lithium-Ion
Overall Length	7-7/16"
Net Weight (with battery)	2.2 lbs.
Shipping Weight	8.8 lbs.

**NEW FD06R1**
12v max CXT™ 1/4\"/>

- Variable 2-speed design (0-450 & 0-1,700 RPM) covers a wide range of drilling and driving applications
- Makita-built motor delivers 250 in.lbs. of Max Torque
- Compact and ergonomic design at only 6-3/16" long
- Weighs only 2.1 lbs. with battery for reduced operator fatigue
- 12v slide battery design enables the tool to stand on its own for user convenience

Model FD06R1 Includes: (2) 12v max CXT™ Lithium-Ion 2.0Ah Battery (BL1021B), 12v max CXT™ Lithium-Ion Charger (DC10WD), Tool Case

Model FD06Z Includes: Tool Only; Battery and Charger not included

Capacities:	Steel (3/8"), Wood (13/16")
Hex Shank	1/4"
No Load Speed (var. 2 spd)	0 - 450 / 0 - 1,700 RPM
Maximum Torque (in.lbs.)	250 in.lbs.
Battery	12v max CXT™ Lithium-Ion
Overall Length	6-3/16"
Net Weight (with battery)	2.1 lbs.
Shipping Weight	8.8 lbs.

**NEW DT03R1**
12v max CXT™ IMPACT DRIVER KIT
 Slide Style Battery and Improved Ergonomic Grip

- Variable speed (0-2,600 RPM & 0-3,500 IPM) for a wide range of fastening applications
- Motor delivers 970 in.lbs. of Max Torque in an ultra compact size
- Ergonomically designed handle with rubberized soft grip provides increased comfort
- 12v slide battery design enables the tool to stand on its own for user convenience

Model DT03R1 Includes: (2) 12v max CXT™ Lithium-Ion 2.0Ah Battery (BL1021B), 12v max CXT™ Lithium-Ion Charger (DC10WD), Tool Case

Model DT03Z Includes: Tool Only; Battery and Charger not included

Hex Shank	1/4"
No Load Speed (variable speed)	0 - 2,600 RPM
Impacts Per Minute (variable speed)	0 - 3,500 IPM
Maximum Torque (in.lbs./N•m)	970 in.lbs./110N•m
Battery	12v max CXT™ Lithium-Ion
Overall Length	6"
Net Weight	2.3 lbs.
Shipping Weight	8.8 lbs.

**SH02R1**
12v max CXT™ 3-3/8\"/>

- Makita-built motor delivers 1,500 RPM for faster cutting
- 3-3/8" blade delivers a maximum cutting depth of 1" for a wide range of cutting applications
- Adjustable cutting depth from 1" at 90° and 5/8" at 45°
- Tilting base for bevel cuts from 0° - 45°
- Cuts plywood, MDF, pegboard, particleboard, melamine, drywall and more
- Only use genuine Makita batteries and chargers

Model SH02R1 Includes: (2) 12v max CXT™ Lithium-Ion 2.0Ah Battery (BL1021B), 12v max CXT™ Lithium-Ion Charger (DC10WD), 3-3/8" 20T C.T. Saw Blade (A-95021)

Model SH02Z Includes: Tool Only; Battery and Charger not included

Blade Diameter	3-3/8"
Arbor (mm)	15 mm
No Load Speed	1,500 RPM
Max. Cutting Capacity (at 90°)	1"
Max. Cutting Capacity (at 45°)	5/8"
Overall Length	12-3/8"
Battery	12v max CXT™ Lithium-Ion
Net Weight (with battery)	3.5 lbs.

**NEW RJ03R1**
12v max CXT™ RECIPRO SAW KIT
 Slide Style Battery and Improved Ergonomic Grip

- Variable speed motor delivers 0-3,300 strokes per minute combined with a 1/2" length stroke to provide faster cutting
- Exclusive dual-position on/off switch design allows for either paddle switch or trigger switch operation
- "Tool-less" blade change system allows for faster blade installation and removal for increased productivity; accepts both Recipro and Jig Saw blades
- Built-in L.E.D. light illuminate the work area

Model RJ03R1 Includes: (2) 12v max CXT™ Lithium-Ion 2.0Ah Battery (BL1021B), 12v max CXT™ Lithium-Ion Charger (DC10WD)

Model RJ03Z Includes: Tool Only; Battery and Charger not included

Length of Stroke	1/2"
Max. Cutting Capacity:	Pipe (2"), Wood (2")
Strokes Per Minute (variable speed)	0 - 3,300 SPM
Battery	12v max CXT™ Lithium-Ion
Overall Length	14-3/4"
Net Weight (with battery)	3 lbs.
Shipping Weight	14.5 lbs.

12v max LITHIUM-ION

3 & 2-Piece Cordless Combo Kits

LCT314W

FD02ZW 3/8" Driver-Drill

DT01ZW Impact Driver

LM01W L.E.D. Flashlight

BL1014 (2) 12V max Lithium-Ion Battery

DC10WB Lithium-Ion Charger

LCT212W

FD02ZW 3/8" Driver-Drill

RJ01ZW Recipro Saw

BL1014 (2) 12V max Lithium-Ion Battery

DC10WB Lithium-Ion Charger

LCT209W

FD02ZW 3/8" Driver-Drill

DT01ZW Impact Driver

BL1014 (2) 12V max Lithium-Ion Battery

DC10WB Lithium-Ion Charger

LCT208W

FD02ZW 3/8" Driver-Drill

SH01ZW 3-3/8" Circular Saw

BL1014 (2) 12V max Lithium-Ion Battery

DC10WB Lithium-Ion Charger

12v max LITHIUM-ION

FD02ZW

12v max LITHIUM-ION

AD02W

FD02W

12v max 3/8" DRIVER-DRILL KIT

Makita-Built Motor Delivers 200 in.lbs. of Max Torque

- Variable 2-speed design (0 - 350 & 0 - 1,300 RPM) covers a wide range of drilling and driving applications
- Ultra-compact design at only 7-7/16" long and weighs only 2.2 lbs. with battery for reduced operator fatigue
- Built-in L.E.D. light illuminates the work area
- Makita-built motor delivers 200 in.lbs. of Max Torque and 120 in.lbs. of PTI torque in an ultra compact size
- Ergonomic shape fits like a glove with even pressure

Model FD02W Includes: (2) 12V max Lithium-Ion Battery (BL1014), Lithium-Ion Charger (DC10WB), Holster (168467-9), #2 Double Ended Phillips Bit (784244-7), Tool Case

Model FD02ZW Includes: Tool Only, Battery and Charger not included

Capacities:	Steel (3/8"), Wood (13/16")
No Load Speed (var. 2 spd)	0 - 350 / 0 - 1,300 RPM
Maximum Torque (in.lbs./N•m)	200 in.lbs./22N•m
Battery	12V max Lithium-Ion
Overall Length	7-7/16"
Net Weight (with battery)	2.2 lbs.
Shipping Weight	8 lbs.

AD02W

12v max 3/8" RIGHT ANGLE DRILL KIT

Close Quarters Drilling and Driving

- Makita-built motor delivers up to 100 in.lbs. of Max Torque
- Variable speed (0 - 800 RPM) for a wide range of drilling and driving applications
- Compact and ergonomic design at only 12-1/4" long
- Weights only 2.5 lbs. with battery for reduced operator fatigue
- Compact 3-1/2" angle head height for use in close quarters
- Ergonomic barrel grip design for added comfort

Model AD02W Includes: (2) 12V max Lithium-Ion Battery (BL1014), Lithium-Ion Charger (DC10WB), Tool Case

Model AD02ZW Includes: Tool Only, Battery and Charger not included

Capacities:	Steel (3/8"), Wood (1/2")
No Load Speed	800 RPM
Maximum Torque (in.lbs./N•m)	100 in.lbs./11N•m
Battery	12V max Lithium-Ion
Overall Length	12-1/4"
Net Weight (with battery)	2.5 lbs.
Shipping Weight	7.7 lbs.

12v max LITHIUM-ION

FD01ZW

12v max LITHIUM-ION

DT01W

12v max LITHIUM-ION

WT01W

12v max LITHIUM-ION

SH01W

12v max 1/4" HEX DRIVER-DRILL KIT

Ultra-Compact Design

- Variable 2-speed design (0-350 & 0-1,300 RPM) covers a wide range of drilling and driving applications
- Ultra-compact design at only 6-3/16" long and weighs only 2.0 lbs. with battery for reduced operator fatigue
- Convenient 1/4" hex chuck for quick bit changes
- Built-in L.E.D. light illuminates the work area
- Makita-built motor delivers 200 in.lbs. of Max Torque and 120 in.lbs. of PTI torque in an ultra compact size
- Soft grip handle provides increased comfort on the job

Model FD01W Includes: (2) 12V max Lithium-Ion Battery (BL1014), Lithium-Ion Charger (DC10WB), Holster (168467-9), #2 Double Ended Phillips Bit (784244-7), Tool Case

Model FD01ZW Includes: Tool Only, Battery and Charger not included

Hex Shank	1/4"
Capacities:	Steel (3/8"), Wood (13/16")
No Load Speed (var. 2 spd)	0 - 350 / 0 - 1,300 RPM
Maximum Torque (in.lbs./N•m)	200 in.lbs./22N•m
Battery	12V max Lithium-Ion
Overall Length	6-3/16"
Net Weight (with battery)	2 lbs.
Shipping Weight	8 lbs.

12v max IMPACT DRIVER KIT

800 in.lbs. of Max Torque in an Ultra-Compact Size

- Variable speed (0 - 2,400 RPM & 0 - 3,000 IPM) for a wide range of fastening application
- Ultra-compact design at only 6-1/8" long and weighs only 2.0 lbs. for reduced operator fatigue
- Built-in L.E.D. light illuminates the work area
- Convenient 1/4" hex chuck for quick bit changes
- Makita's proprietary hammer and anvil are made using the highest quality steel and heat hardened to last longer

Model DT01W Includes: (2) 12V max Lithium-Ion Battery (BL1014), Lithium-Ion Charger (DC10WB), Holster (168467-9), #2 Double Ended Phillips Bit (784244-7), Tool Case

Model DT01ZW Includes: Tool Only, Battery and Charger not included

Hex Shank	1/4"
No Load Speed (variable speed)	0 - 2,400 RPM
Impacts Per Minute (variable speed)	0 - 3,000 IPM
Maximum Torque (in.lbs./N•m)	800 in.lbs./90N•m
Battery	12V max Lithium-Ion
Overall Length	6-1/8"
Net Weight (with battery)	2 lbs.
Shipping Weight	8 lbs.

12v max 3/8" IMPACT WRENCH KIT

Makita-Built Motor Delivers 1,000 in.lbs. of Max Torque

- Variable speed (0-2,300 RPM & 0-3,000 IPM) for a wide range of fastening applications
- Ultra-compact design at only 6-3/8" long and weighs only 2.1 lbs. with battery for reduced operator fatigue
- Built-in L.E.D. light illuminates the work area
- Soft grip handle provides increased comfort on the job
- Makita's proprietary hammer and anvil are made using the highest quality steel and heat hardened to last longer
- Only use genuine Makita batteries and chargers

Model WT01W Includes: (2) 12V max Lithium-Ion Battery (BL1014), Lithium-Ion Charger (DC10WB), Tool Case

Model WT01ZW Includes: Tool Only, Battery and Charger not included

Square Drive	3/8"
No Load Speed (RPM)	2,300
Impacts Per Minute (variable speed)	0 - 3,000 IPM
Maximum Torque (in.lbs.)	1,000 in.lbs.
Battery	12V max Lithium-Ion
Overall Length	6-3/8"
Net Weight (with battery)	2.1 lbs.
Shipping Weight	8 lbs.

12v max 3-3/8" CIRCULAR SAW

Up to 70 Cuts of 1/2" x 12" Plywood Per Charge

- Makita-built motor delivers 1,400 RPM for faster cutting
- 3-3/8" blade delivers a maximum cutting depth of 1" for a wide range of cutting applications
- Adjustable cutting depth from 1" at 90° and 5/8" at 45°
- Tilting base for bevel cuts from 0° - 45°
- Cuts Plywood, MDF, Pegboard, Particleboard, Melamine, Drywall and more

Model SH01W Includes: (2) 12V max Lithium-Ion Battery (BL1014), Lithium-Ion Charger (DC10WB), 3-3/8" 20T C.T. Saw Blade (A-95021)

Model SH01ZW Includes: Tool Only, Battery and Charger not included

Blade Diameter	3-3/8"
Arbor (mm)	15 mm
No Load Speed	1,400 RPM
Max. Cutting Capacities:	90° (1"), 45° (5/8")
Battery	12V max Lithium-Ion
Overall Length	11-3/4"
Net Weight (with battery)	3.3 lbs.
Shipping Weight	5.61 lbs.



2
MAKES
EASY
TO
CHARGE

CC01ZW



CC01W

12v max 3-3/8" TILE/ GLASS SAW KIT Up to 70 Cuts on a Single Charge¹

- Makita-built motor delivers 1,400 RPM for fast and powerful cutting
- 3-3/8" blade delivers a maximum cutting depth of 1" for a wide range of cutting applications
- Compact and ergonomic design at only 11-3/8" long
- Weighs only 3.7 lbs. (with battery) for reduced operator fatigue
- Nickel-plated tilting base for bevel cuts from 0° to 45°
- Adjustable cutting depth up to 1" at 90° and 5/8" at 45°

Model CC01W Includes: (2) 12V max Lithium-Ion Battery (BL1014), Lithium-Ion Charger (DC10WB), Tile Saw Blade

Model CC01ZW Includes: Tool Only; Battery and Charger not included

Blade Diameter	3-3/8"
Arbor (mm)	15 mm
No Load Speed	1,400 RPM
Max. Cut Depth:	90° (1"), 45° (5/8")
Battery	12V max Lithium-Ion
Overall Length	11-3/4"
Net Weight (with battery)	3.7 lbs.

¹ Cutting glass 11-3/4" wide and 3/8" thick with a diamond blade



2
MAKES
EASY
TO
CHARGE

RJ01ZW



RJ01W

12v max RECIPRO SAW KIT 25% Faster Cutting Speed on 1-1/2" PVC Pipe

- Variable speed motor delivers 0-3,300 strokes per minute combined with a 1/2" length stroke to provide faster cutting
- Makita-exclusive dual-position on/off switch allows for either paddle switch or trigger switch operation
- "Tool-less" blade change system allows for faster blade installation and removal for increased productivity
- Compact design at 14" long and only 2.6 lbs. for convenient operation
- Built-in L.E.D. light illuminate the work area

Model RJ01W Includes: (2) 12V max Lithium-Ion Battery (BL1014), Lithium-Ion Charger (DC10WB)

Model RJ01ZW Includes: Tool Only; Battery and Charger not included

Length of Stroke	1/2"
Max. Cutting Capacities:	Pipe (2"), Wood (2")
Strokes Per Minute (variable speed)	0 - 3,300 SPM
Battery	12V max Lithium-Ion
Overall Length	14"
Net Weight (with battery)	2.6 lbs.
Shipping Weight	4.65 lbs.



2
MAKES
EASY
TO
CHARGE

VJ01ZW



VJ01W

12v max JIG SAW KIT Fast Cutting, Weighs Only 3.7 lbs.

- Makita-built variable speed motor delivers 0-2,400 strokes per minute
- 3 orbital settings plus straight cutting for use in a wide range of materials
- Compact, well-balanced design at only 3.7 lbs. (w/battery) for reduced operator fatigue
- Through-the-body dust port for use with a vacuum provides efficient dust management
- Built-in dust blower clears the line of cut for increased accuracy

Model VJ01W Includes: (2) 12V max Lithium-Ion Battery (BL1014), Lithium-Ion Charger (DC10WB), 4-1/8" 9TPI Jig Saw Blade (792529-7-1), Tool Case

Model VJ01ZW Includes: Tool Only; Battery and Charger not included

Length of Stroke	11/16"
Max. Cutting Capacities:	Wood (2-9/16"), Mild Steel (1/16"), Aluminum (5/32")
Strokes Per Minute (variable speed)	0 - 2,400 SPM
Blade Shank	"T" Tang
Battery	12V max Lithium-Ion
Overall Length	9-1/8"
Net Weight (with battery)	3.7 lbs.
Shipping Weight	10.4 lbs.



LC01Z

Tool only - battery and charger not included

12v max VACUUM Quick Clean-Ups with Strong Suction Power

- Strong suction power for fast and efficient cleaning
- Redesigned floor nozzle for improved maneuverability and debris collection
- Bagless 2-stage cloth filtration system allows for easier cleaning and quicker debris disposal
- Increased storage capacity for longer time between waste disposal
- Up to 12 minutes of continuous use from a single fully charged 12V max Lithium-Ion battery

Model LC01ZW Includes: Tool Only - Extension Attachment (451424-7), Floor Nozzle (122861-9), Crevice Nozzle (416041-0), Filter (451208-3), Cloth Vacuum Filter (443060-3); Battery and Charger not included

Capacity (pint)	1.25 pint
Continuous Use (max, in minutes)	12 min.
Battery	12V max Lithium-Ion
Overall Length	17-7/8"
Net Weight (with battery)	1.9 lbs.
Shipping Weight	4 lbs.



2
MAKES
EASY
TO
CHARGE

LC05

LC05

Includes Built-In Battery with AC Charger Cord

12v max VACUUM, BUILT-IN BATTERY Strong Suction Power

- Powered by a 12V max Lithium-Ion built-in battery with AC adapter power supply
- Features 3 vacuum modes: low, high or turbo
- Up to 12 minutes of continuous use in low mode from a fully charged battery
- L.E.D. light indicates when to charge battery and when dust bag is full
- Easy to open hinged front cover for convenient dust bag removal and replacement
- Suction port is angled for easy floor cleaning

Model LC05 Includes: Paper Dust Bag, Cloth Dust Bag, Pipe, Sash Nozzle Holder, Sash Nozzle, Nozzle, AC Adapter

Capacity (pint)	1.05 pint
Continuous Use (max, in minutes)	12 min.
Battery	12V max Lithium-Ion
Overall Length	38-5/8"
Net Weight (with battery)	1.9 lbs.
Shipping Weight	4.3 lbs.



2
MAKES
EASY
TO
CHARGE

ML102

ML102

Tool only - battery and charger not included

12v max L.E.D. LANTERN/ FLASHLIGHT Ultra-Compact L.E.D. Lantern/Flashlight Runs up to 8 Hours Per Charge

- Can be used as a Lantern or Flashlight by turning the selector knob to change the internal L.E.D. direction
- Conical reflector provides 360° illumination
- Enhanced dust and drip-proof design allows for use in outdoor applications
- High-luminance single L.E.D. provides up to 100 lumens
- Compact design at only 7-1/8" long and weighs only 0.9 lbs. with battery (battery not included)

Model ML102 Includes: Flashlight only; Battery and Charger not included

Bulb	1 LED
Brightness (Lux)	800 Lux
Run Time (max, in hours)	9
Battery	12V max Lithium-Ion
Battery Charge Time (minutes)	60
Overall Length	4-3/4"
Net Weight	.55 lbs.
Shipping Weight	.75 lbs.



2
MAKES
EASY
TO
CHARGE

TD021DSE

TD021DSE

7.2v LITHIUM-ION 1/4" HEX IMPACT DRIVER KIT Variable Speed for Controlled Operation

- Makita-built motor delivers 195 in.lbs. of Max Torque in a compact design
- Variable speed (0-2,300 RPM & 0-3,000 IPM) for a wide range of fastening applications
- Ergonomically located forward/reverse switch for convenient adjustment of rotational speed for precise screw driving
- Operates in straight or pistol grip positions
- Electric brake for maximum productivity

Model TD021DSE Includes: (2) 7.2V Lithium-Ion Battery (BL7010), 10.8V and 7.2V LXT[®] Lithium-Ion Charger (DC10WA), Tool Case

Hex Shank	1/4"
No Load Speed (2 spd)	0/2,300 RPM
Maximum Torque (in.lbs.)	195 in.lbs.
Impacts Per Minute (variable speed)	0 - 3,000 IPM
Battery	7.2V Compact Lithium-Ion
Overall Length (pistol)	8-7/8"
Overall Length (in-line)	11"
Net Weight (with battery)	1.2 lbs.
Shipping Weight	6.1 lbs.



2
MAKES
EASY
TO
CHARGE

DF010DSE

DF010DSE

7.2v LITHIUM-ION DRIVER-DRILL Auto-Stop Clutch Delivers Exact Torque Control

- Makita-built motor delivers 44 in.lbs. of Max Torque in a compact design
- Built-in L.E.D. light flashes when it is time to recharge the battery
- 2-speed design (200 RPM and 600 RPM) for high or low torque applications
- Operates in straight or pistol grip positions
- 21 clutch settings and drill mode for added fastening control (fastening torque range: 2.7 in.lbs. - 27.0 in.lbs.)


Model DF010DSE Includes: (2) 7.2V Lithium-Ion Battery (BL7010), 10.8V and 7.2V LXT[®] Lithium-Ion Charger (DC10WA), #2 Double Ended Phillips Bit (784244-7), #1 Double Ended Phillips Bit (784245-5), Tool Case

Capacities:	Steel (3/16"), Wood (1/4")
Hex Shank	1/4"
No Load Speed (2 spd)	200/650 RPM
Maximum Torque (in.lbs./N•m)	44 in.lbs./5N•m
Battery	7.2V Compact Lithium-Ion
Overall Length (pistol)	8-7/8"
Overall Length (in-line)	11"
Net Weight (with battery)	1.2 lbs.
Shipping Weight	5.5 lbs.

18v Lithium-Ion

UPGRADED

NEW L.E.D. BATTERY CHARGE INDICATOR



18v LXT® LITHIUM-ION 5.0Ah BATTERY
Reaches Full Charge in 45 Minutes or Less

BL1850B (1-Pack)

BL1850B-2 (2-Pack)



5.0Ah
BATTERY



NEW

45 Minute Charge Time

18v LXT® LITHIUM-ION 4.0Ah BATTERY
Reaches Full Charge in 40 Minutes or Less

BL1840B (1-Pack)

BL1840B-2 (2-Pack)



4.0Ah
BATTERY



NEW

40 Minute Charge Time

18v LXT® LITHIUM-ION 3.0Ah BATTERY¹
Reaches Full Charge in 30 Minutes or Less

BL1830 (1-Pack)

BL1830-2 (2-Pack)



3.0Ah
BATTERY



¹ Does not feature L.E.D. indicator

30 Minute Charge Time

18v COMPACT LITHIUM-ION 2.0Ah BATTERY
Reaches Full Charge in 25 Minutes or Less

BL1820B (1-Pack)

BL1820B-2 (2-Pack)



2.0Ah
BATTERY



NEW

25 Minute Charge Time

18v LITHIUM-ION RAPID OPTIMUM CHARGER
Rapid Charging

DC18RC



18v LITHIUM-ION DUAL PORT RAPID OPTIMUM CHARGER
Charges 2 Batteries Simultaneously

DC18RD



18v LITHIUM-ION 4-PORT CHARGER
Will Accommodate Up To 4 Makita®
18v Lithium-Ion Batteries

DC18SF

• Charges 2 batteries at a time



18v LITHIUM-ION OPTIMUM AUTOMOTIVE CHARGER²
Charge 18v LXT® Batteries in Your Auto or Truck

DC18SE

² Not a rapid charger



36v Lithium-Ion



36v LITHIUM-ION BATTERY
30 Minute Charge Time³

BL3626

2.6Ah
BATTERY

30 Minute Charge Time



36v CHARGER

Charges Makita 36v
Lithium-Ion Battery
(BL3622A) in 60 Minutes

DC36WA

Battery BL3622A must only be used with 36v
Optimum Charger (DC36WA)



36v LITHIUM-ION BATTERY
60 Minute Charge Time³

BL3622A

2.2Ah
BATTERY

60 Minute Charge Time

³ When used with Makita's Rapid Optimum Charger (DC36WA)

14.4v Lithium-Ion



14.4v LITHIUM-ION BATTERY
22 Minutes Fast Charging

BL1430

22 Minute Charge Time

DC18RC
Rapid Optimum
Charger



DC18SF
Rapid Optimum
4-Port Charger



DC18RD
Rapid Optimum
Dual Port Charger



DC18SE
Automotive
Charger



12v max Lithium-Ion



12v max CXT™ LITHIUM-ION 4.0Ah BATTERY
Slide-Style Battery

BL1041B

4.0Ah
BATTERY

130 Minute Charge Time



12v max CXT™ LITHIUM-ION CHARGER
Charges 12v max CXT™
Slide-Style Batteries

DC10WD

• Charges a 12v max CXT™ Lithium-Ion
4.0Ah battery in only 130 minutes
• Charges a 12v max CXT™ Lithium-Ion
2.0Ah battery in only 70 minutes



12v max CXT™ LITHIUM-ION 2.0Ah BATTERY
Slide-Style Battery

BL1021B

2.0Ah
BATTERY

70 Minute Charge Time



12v max LITHIUM-ION BATTERY
Pod-Style Battery

BL1014

2.0Ah
BATTERY

50 Minute Charge Time

LITHIUM-ION CHARGER
Charges 7.2v to 12v max
Batteries in 50 Minutes

DC10WB

• Also charges 10.8V
Lithium-Ion batteries

7.2v Lithium-Ion



7.2v LITHIUM-ION BATTERY
60 Minute Charge Time

BL7010

2.0Ah
BATTERY

60 Minute Charge Time

LITHIUM-ION CHARGER
Charges 7.2v to 12v max
Batteries in 50 Minutes

DC10WB

• Also charges 10.8V
Lithium-Ion batteries



MEASURING



**SELF-LEVELING
LASERS**



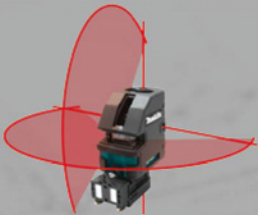
pg. 36

**LASER
DISTANCE MEASURES**



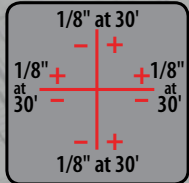
pg. 36

VERSATILITY



All-in-one solution combination laser provides all possible reference lines and points

ACCURACY



Achieve the accuracy of a pro with line and point accuracy of +/- 1/8" error rate at 30'

CAPACITY



Extended laser line fan length spans well past 90° point position

ALL-IN-ONE SOLUTION



NEW SK103PZ

SELF-LEVELING COMBINATION CROSS-LINE/POINT LASER

All-In-One Solution: Combination Cross-Line/Point Laser

- Provides all possible reference lines required in leveling, aligning, plumbing, and squaring applications for maximum versatility
- Accuracy - horizontal/vertical lines (+/- 1/8" @ 30'); points (+/- 1/8" @ 30')
- Pendulum lock offers added protection of laser diode during transport and enables slope incline applications for increased versatility
- Laser line fan length spans well past 90° point position to provide 180° horizontal line and 120° vertical line

Model SK103PZ Includes: Magnetic Mounting Adapter for Lasers (LE00789389), Target Card, Carrying Pouch, (3) AA Batteries

Point Beam Direction	4 point (up, down, left, right)
Line Beam Direction	2 line (horizontal, vertical)
Laser Diode	635nm, class II
Working Range:	Line (50'), Point (100')
Line Accuracy (at 30')	+/- 1/8"
Levelling Range	4°
Power Supply (AA battery)	3
Operating Time (hours)	35
Operating Temperature (F)	14° to 102°
Net Weight	1.04 lbs.
Shipping Weight	2.5 lbs.



NEW SK104Z

SELF-LEVELING HORIZONTAL/VERTICAL CROSS-LINE LASER

Cross-Line Horizontal/Vertical Reference Line Solution

- Accuracy - horizontal/vertical lines (+/- 1/8" @ 30')
- Pendulum lock offers added protection of laser diode during transport and enables slope incline applications for increased versatility
- Laser line fan length spans well past 90° position to provide 180° horizontal line and 120° vertical line
- Fast self-leveling time; stability is achieved in 3 seconds for increased productivity
- Pulse mode allows operation with laser receiver with detection achieve up to 200'

Model SK104Z Includes: Magnetic Mounting Adapter for Lasers (LE00789389), Target Card, Carrying Pouch, (3) AA Batteries

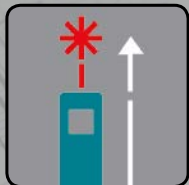
Line Beam Direction	2 line (horizontal, vertical)
Laser Diode	635nm, class II
Working Range (line)	50'
Line Accuracy (at 30')	+/- 1/8"
Levelling Range	4°
Power Supply (AA battery)	3
Operating Time (hours)	35
Operating Temperature (F)	14° to 102°
Net Weight	1.04 lbs.
Shipping Weight	2.4 lbs.

VERSATILITY



Multiple measurement functions for increased versatility of applications

ACCURACY



Achieve the accuracy of a pro with top-class accuracy for maximum precision

CAPACITY



Ample operating range for long distance capacity

MEASURING ACCURACY AND PRODUCTIVITY



NEW LD080P

LASER DISTANCE MEASURE, 262'

Measuring Accuracy and Productivity

- Measuring distance operating range up to 262' for moderate distance capacity
- Provides top-class accuracy of +/- 1/16" for maximum precision
- Provides both standard and metric units of measurement
- Provides 9 measurement functions for increased versatility of applications
- Records history of 20 measurements for convenience
- Flip out end piece is designed to enable accurate readings from a corner or defined edge position
- Integrated 1/4" thread enables mounting to a tripod for measurement stability and accuracy

Model LD080P Includes: Easel, Carrying Pouch, (2) AAA Batteries

Laser Diode	635nm, class II
Working Range	262'
Line Accuracy (at 30')	+/- 1/16"
Smallest Unit of Measure	1/32"
Reference Points	4
Auto Shut Off Time	After 180 seconds
Power Supply (AAA Battery)	2
Dimensions (LxWxH)	7-1/4" x 5-1/4" x 2-1/2"
Net Weight	.3 lbs.
Shipping Weight	.6 lbs.



NEW LD050P

LASER DISTANCE MEASURE, 164'

Measuring Accuracy and Productivity

- Measuring distance operating range up to 164' for moderate distance capacity
- Provides top-class accuracy of +/- 5/64" for maximum precision
- Provides 7 measurement functions for increased versatility of applications
- Provides both standard and metric units of measurement
- Records history of 5 measurements for convenience
- Simplified user interface button and screen for convenience
- Compact and lightweight design for convenient storage and increased portability

Model LD050P Includes: Easel, Carrying Pouch, (2) AAA Batteries

Laser Diode	635nm, class II
Working Range	164'
Line Accuracy (at 30')	+/- 5/64"
Smallest Unit of Measure	1/16"
Reference Points	2
Auto Shut Off Time	After 180 seconds
Power Supply (AAA Battery)	2
Dimensions (LxWxH)	7-1/4" x 5-1/4" x 2-1/2"
Net Weight	.22 lbs.
Shipping Weight	.6 lbs.

AVT
Advanced
ANTI VIBRATION TECHNOLOGY

**70 lb. Advanced AVT®
Breaker Hammer**
HM1812



CONCRETE

**DEMOLITION
HAMMERS**



pg. 38-39

**ROTARY
HAMMERS**



pgs. 39-40

**CORDLESS
ROTARY HAMMERS**



pg. 41

**POWER
CUTTERS**



pg. 43

**PLANERS /
MASONRY SAWS**



pg. 44

ACCESSORIES



pgs. 99-105



INCLUDES
(1) Hex Wrench
(1) Hammer Cart
(2) Flat Chisels
(2) Bull Points



INCLUDES
(1) Hex Wrench
(1) Hammer Cart
(2) Flat Chisels
(2) Bull Points



NEW HM1812X3

70 lb. ADVANCED AVT® BREAKER HAMMER Hits Like Air Without the Vibration

- Efficient 15 AMP motor with improved hammer mechanism delivers 53.9 ft.lbs./72.8 joules of impact energy
- Advanced AVT® is a mechanical counterbalance, vibration absorbing housing and rubberized fixed handles designed to more effectively reduce vibration
- Soft start is designed to suppress start-up reaction for greater accuracy on start up
- L.E.D. light indicates electrical failure or notifies the user approximately 8 hours before brushes need to be replaced

Model HM1812X3 Includes: Hex Wrench (783203-B), Premium Hammer Cart (T-02892), (2) 1-1/8" x 20-1/2" Flat Chisel, 1-1/8" Hex (D-21369), (2) 16" Self Sharpening Bull Point, 1-1/8" Hex (B-45559)

Blows Per Minute	870 BPM
Impact Energy	53.9 ft.lbs. / 72.8 J
AMPS	15
Noise Level	106 dB
Vibration (m/s²)	6.5
Cord Length (ft)	16.4'
Overall Length	33-1/4"
Net Weight	69.1 lbs.
Shipping Weight	140 lbs.
Bit Type	1-1/8" Hex

HM1810X3

70 lb. AVT® BREAKER HAMMER Anti-Vibration Technology for 2X Less Vibration

- Efficient 15 AMP motor with improved hammer mechanism delivers 46.5 ft.lbs. of impact energy
- Anti-Vibration Technology is an internal counterbalance system that greatly reduces vibration
- Fixed movement handles for more control and better accuracy
- AC/DC switch for use with alternative power source
- L.E.D. power light indicates switch failure or cord damage

Model HM1810X3 Includes: Hex Wrench (783203-B), Premium Hammer Cart (T-02892), (2) 1-1/8" x 20-1/2" Flat Chisel, 1-1/8" Hex (D-21369), (2) 20-1/2" Bull Point, 1-1/8" Hex (D-21353)

Blows Per Minute	1,100 BPM
Impact Energy	46.5 ft.lbs. / 63 J
AMPS	15
Noise Level	107 dB
Vibration (m/s²)	9
Cord Length (ft)	16.4'
Overall Length	32-1/2"
Net Weight	71.3 lbs.
Shipping Weight	141.3 lbs.
Bit Type	1-1/8" Hex

HM1317CB

42 lb. AVT® DEMOLITION HAMMER Anti-Vibration Technology for 2X Less Vibration

- Powerful 14 AMP motor delivers 25.7 ft.lbs. of impact energy to handle the most demanding applications
- Variable speed control dial enables user to match the speed to the application for greater versatility
- L.E.D. service light notifies the user approximately 8 hours before the brushes need to be replaced
- L.E.D. power light indicates switch failure or cord damage
- Rubberized ergonomic soft grip provides more comfort

Model HM1317CB Includes: 20-1/2" Bull Point, 1-1/8" Hex (D-21353), Tool Case w/Wheels

Blows Per Minute (variable speed)	730 - 1,450 BPM
Impact Energy	25.7 / 34.9 J
AMPS	14
Noise Level	101 dB
Vibration (m/s²)	7
Cord Length (ft)	16.4'
Overall Length	32-1/2"
Net Weight	41.9 lbs.
Shipping Weight	60.39 lbs.
Bit Type	1-1/8" Hex

HM1500B

42 lb. DEMOLITION HAMMER Rugged All Metal Housing for Longer Tool Life

- Powerful 13.5 AMP motor delivers 18.4 ft.lbs. of impact energy
- Pneumatic compression system automatically adjusts air in the cylinder to minimize power loss and deliver unmatched power-to-weight ratio
- "Soft no-load" function automatically reduces the speed of the motor when idling
- Makita Motor Advantage engineered for more power and longer tool life
- Automatic brush cut-off protects commutator from damage for longer tool life

Model HM1500B Includes: Steel Tool Case

Blows Per Minute	1,300 BPM
Impact Energy	18.4 / 25 J
AMPS	13.5
Noise Level	101 dB
Vibration (m/s²)	26
Cord Length (ft)	17'
Overall Length	31-3/4"
Net Weight	44.1 lbs.
Shipping Weight	66.7 lbs.
Bit Type	1-1/8" Hex



HM1307CB

35 lb. DEMOLITION HAMMER Electronic Controller for Operator Convenience

- Powerful 14 AMP motor delivers 25.7 lbs. of impact energy to handle the most demanding applications
- Constant Speed Control automatically applies additional power to the motor to maintain consistent speed under load for the most challenging jobs
- Soft Start suppresses start-up reaction for smoother start-ups and better accuracy
- L.E.D. Service Light notifies the user approximately 8 hours before the brushes need to be replaced
- L.E.D. Power Lights indicate switch failure or cord damage

Model HM1307CB Includes: 20-1/2" Bull Point, 1-1/8" Hex (D-21353), Tool Case

Blows Per Minute (variable speed)	730 - 1,450 BPM
Impact Energy	25.7 / 34.9 J
AMPS	14
Noise Level	101 dB
Vibration (m/s²)	12
Overall Length	32-1/2"
Net Weight	38.2 lbs.
Shipping Weight	56.422 lbs.
Bit Type	1-1/8" Hex

HM1214C

27 lb. AVT® DEMOLITION HAMMER Anti-Vibration Technology for 2X Less Vibration

- Powerful 14 AMP motor delivers 19 ft.lbs. of impact energy to handle the most demanding applications
- Anti-Vibration Technology is an internal counterbalance system that greatly reduces vibration
- Constant speed control automatically applies additional power to the motor to maintain speed under load
- Soft start suppresses start-up reaction for more precision and better accuracy

Model HM1214C Includes: Side Handle (135283-4), 12" Bull Point, SDS-MAX (751423-A), Hammer Bit Grease (194683-7), Tool Case

Blows Per Minute (variable speed)	950 - 1,900 BPM
Impact Energy	19 / 25.7 J
AMPS	14
Noise Level	101 dB
Vibration (m/s²)	8
Overall Length	27-1/2"
Net Weight	27.1 lbs.
Shipping Weight	46.284 lbs.
Bit Type	Accepts SDS-MAX

HM1203C

20 lb. DEMOLITION HAMMER Compact Power with Less Weight

- Powerful 14 AMP motor delivers 18.8 ft.lbs. of impact energy to handle the most demanding applications
- Constant speed control automatically applies additional power to the motor to maintain speed under load to complete the most challenging jobs
- Variable speed control dial enables user to match the speed to the application for greater versatility
- Soft start suppresses start-up reaction for precision and better accuracy
- L.E.D. service light notifies the user approximately 8 hours before the brushes need to be replaced

Model HM1203C Includes: Side Handle (135283-4), 12" Bull Point, SDS-MAX (751423-A), Hammer Bit Grease (194683-7), Tool Case

Blows Per Minute (variable speed)	950 - 1,900 BPM
Impact Energy	18.8 / 25.5 J
AMPS	14
Noise Level	95 dB
Vibration (m/s²)	15.5
Overall Length	22-3/4"
Net Weight	20.3 lbs.
Shipping Weight	36 lbs.
Bit Type	Accepts SDS-MAX

HM1211B

20 lb. DEMOLITION HAMMER Air Cushion Design for Powerful Performance

- Powerful 10 AMP motor for fast and efficient operation
- Comfortable rubber D-shaped grip side handle absorbs vibration; secures in four positions for operator comfort
- One-touch latch bit retainer for quick bit changes
- Automatic brush cut-off protects commutator from damage for longer tool life
- Factory grease packed for reduced maintenance
- AC/DC switch for use with alternative power source

Model HM1211B Includes: Hex Wrench (783202-0), Tool Case

Blows Per Minute	2,000 BPM
Impact Energy	10.5 ft.lbs. / 14.2 J
AMPS	10
Overall Length	19-5/16"
Net Weight	20.7 lbs.
Shipping Weight	33 lbs.
Bit Type	3/4" Hex - 21/32" Round

**HM1111C****17 lb. AVT® DEMOLITION HAMMER**
Anti-Vibration Technology for
2X Less Vibration

- Powerful 14 AMP motor delivers 12.7 ft.lbs. of impact energy to handle the most demanding applications
- Anti-Vibration Technology is an internal counterbalance system that greatly reduces vibration for increased user comfort and greater productivity
- Detached rear handle is spring loaded to provide less vibration and more control
- Constant speed control automatically applies additional power to the motor to maintain speed under load to complete the most challenging jobs

Model HM1111C Includes: Side Handle (151769-0), Hammer Bit Grease (194683-7), CLOTH F/WIPING OIL (443122-7), 12" Bull Point, SDS-MAX (751423-A), Tool Case

Blows Per Minute (variable speed)	1,100 - 2,650 BPM
Impact Energy	12.7 ft.lbs. / 17.2 J
AMPS	14
Vibration (m/s²)	8
Overall Length	20-3/4"
Net Weight	17.7 lbs.
Shipping Weight	28.6 lbs.
Bit Type	Accepts SDS-MAX

**HM0870C****11 lb. DEMOLITION HAMMER**
Compact Power with Less Weight

- Powerful 10 AMP motor delivers 8.4 ft.lbs. of impact energy to handle the most demanding applications
- Constant speed control automatically applies additional power to the motor to maintain speed under load to complete the most challenging jobs
- Soft start suppresses start-up reaction for better accuracy
- L.E.D. service light notifies the user approximately 8 hours before the brushes need to be replaced
- L.E.D. power light indicates switch failure or cord damage
- Variable speed control dial enables user to match the speed to the application for greater versatility

Model HM0870C Includes: Side Handle (135283-4), Hammer Bit Grease (194683-7), Tool Case

Blows Per Minute (variable speed)	1,100 - 2,650 BPM
Impact Energy	8.4 ft.lbs. / 11.4 J
AMPS	10
Vibration (m/s²)	11
Overall Length	17-3/4"
Net Weight	11.1 lbs.
Shipping Weight	18.5 lbs.
Bit Type	Accepts SDS-MAX

**HM0810B****11 lb. DEMOLITION HAMMER**
Ideal for Light Chiseling, Chipping
and Scaling

- Compact with less weight for improved control
- Soft rubber grip side handle minimizes vibration and swivels 360° for operator convenience
- Innovative anti-vibration spring is positioned between tool body and rear handle for reduced operator fatigue
- One-touch tool retainer action for easy accessory installation and removal
- Makita Motor Advantage engineered for more power and longer tool life
- Extended life brushes are longer for more work between service intervals and less downtime

Model HM0810B Includes: Hex Wrench (783202-0), Tool Case

Blows Per Minute	2,900 BPM
Impact Energy	5.6 ft.lbs. / 7.6 J
AMPS	8.3
Vibration (m/s²)	8
Overall Length	16-5/8"
Net Weight	12.8 lbs.
Shipping Weight	19.4 lbs.
Bit Type	3/4" Hex - 21/32" Round

**HK1810****POWER SCRAPER**
Versatile Tool for Scraping and
Tile Removal

- Air cushion hammering for longer tool life
- Quick change bit retainer for easy changes
- Automatic brush cut-off protects commutator from damage
- Factory grease packed for reduced maintenance
- All-ball bearing construction for longer tool life
- Accepts Makita Small bits

Model HK1810 Includes: 1-3/16" x 6" Scaling Chisel, Makita Small Shank (B-07331), 2" x 6" Scaling Chisel, Makita Small Shank (B-07347), 8-3/4" Bull Point, Makita Small Shank (B-06921), Dust Cover (423154-0), Tool Case

Blows Per Minute (variable speed)	0 - 3,200 BPM
Impact Energy	2.9 ft.lbs. / 3.9 J
AMPS	4.5
Vibration (m/s²)	13.5
Overall Length	12-3/8"
Net Weight	7.1 lbs.
Shipping Weight	13.7 lbs.
Bit Type	Makita small

ROTARY HAMMERS**HR5212C****2" ADVANCED AVT® ROTARY HAMMER**
Advanced Anti-Vibration Technology
for Significantly Less Vibration

- Powerful 15 AMP motor delivers 14 ft.lbs. / 19 J. of impact energy
- Advanced AVT® is an air actuated counterbalance, vibration absorbing housing and impact bolt damper spring that more effectively reduces vibration
- Electronic Controller is a feature package that provides constant speed control, soft start, soft no-load and variable speed

Model HR5212C Includes: Depth Rod, HR4013C (331955-1), Hammer Bit Grease (194683-7), Cloth F/Wiping Oil (443122-7), D-handle (417003-1), Straight Handle (454781-2) (454781-2), Straight Handle Assembly (135629-4) (135629-4), Accessory Case

AMPS	15
Capacities: Concrete Drilling	2"
Concrete Drilling w/ Core Bit	6-1/4"
Impact Energy	19 J / 14 ft.lbs.
Vibration (m/s²)	9
Blows Per Minute (variable speed)	1,100 - 2,250 BPM
No Load Speed (variable speed)	130 - 260 RPM
Overall Length	23-1/2"
Cord Length (ft)	16.4'
Net Weight	26.2 lbs.
Shipping Weight	42 lbs.
Bit Type	Accepts SDS-MAX

**HR4510C****1-3/4" AVT® ROTARY HAMMER**
Anti-Vibration Technology for
2X Less Vibration

- Powerful 13.5 AMP motor delivers 9.2 ft.lbs. of impact energy to handle the most demanding applications
- Constant speed control automatically applies additional power to the motor to maintain speed under load to complete the most challenging jobs
- Soft start suppresses start-up reaction for increased accuracy
- L.E.D. service light notifies the user approximately 8 hours before the brushes need to be replaced
- L.E.D. power lights indicate switch failure or cord damage

Model HR4510C Includes: Side Handle (151769-0), D-handle (417003-1), Depth Gauge (321248-4), Hammer Bit Grease (194683-7), Tool Case

AMPS	13.5
Capacities: Concrete Drilling	1-3/4"
Concrete Drilling w/ Core Bit	5"
Impact Energy	12.5 J / 9.2 ft.lbs.
Vibration (m/s²)	9.5
Blows Per Minute (variable speed)	1,250 - 2,750 BPM
No Load Speed (variable speed)	130 - 280 RPM
Overall Length	18"
Cord Length (ft)	16.4'
Net Weight	19.6 lbs.
Shipping Weight	35 lbs.
Bit Type	Accepts SDS-MAX

**HR4013C****1-9/16" ADVANCED AVT® ROTARY HAMMER**
Advanced Anti-Vibration Technology
for Significantly Less Vibration

- Powerful 11 AMP motor delivers 8.4 ft.lbs. / 11.4 J. of impact energy to handle the most demanding applications
- Advanced AVT® is an air actuated counterbalance, vibration absorbing housing and impact bolt damper spring that more effectively reduces vibration
- Electronic Controller is a feature package that provides constant speed control, soft start, soft no-load and variable speed

Model HR4013C Includes: D-Handle Assembly, HR4013C (196792-8), Depth Rod, HR4013C (331955-1), Side Handle Assembly (123138-5), Hammer Bit Grease (194683-7), Cloth F/Wiping Oil (443122-7), Accessory Case

AMPS	11
Capacities: Concrete Drilling	1-9/16"
Concrete Drilling w/ Core Bit	4-1/8"
Impact Energy	11.4 J / 8.4 ft.lbs.
Vibration (m/s²)	5
Blows Per Minute (variable speed)	1,450 - 2,900 BPM
No Load Speed (variable speed)	250 - 500 RPM
Overall Length	18-11/16"
Cord Length (ft)	15.6'
Net Weight	15.1 lbs.
Shipping Weight	27.8 lbs.
Bit Type	Accepts SDS-MAX

**HR4002****1-9/16" ROTARY HAMMER**
Sequential Impact Timing for Up to
50% Faster Drilling

- Powerful 10 AMP motor delivers 4.6 ft.lbs. of impact energy
- 2-mode operation for "Hammering Only" or "Hammering with Rotation"
- Rubberized ergonomic soft grip provides more comfort
- "No hammering when idling" functions helps increase tool life
- One-touch sliding chuck for quick bit changes
- Torque limiting clutch engineered to prevent gear damage by automatically disengaging gears if the bit binds

Model HR4002 Includes: Side Handle (158131-0), Depth Gauge (321248-4), Hammer Bit Grease (194683-7), Tool Case

AMPS	10
Capacities: Concrete Drilling	1-9/16"
Concrete Drilling w/ Core Bit	4-1/8"
Impact Energy	6.2 J / 4.6 ft.lbs.
Vibration (m/s²)	17.5
Blows Per Minute	2,500 BPM
No Load Speed	680 RPM
Overall Length	18"
Cord Length (ft)	9.8'
Net Weight	14.6 lbs.
Shipping Weight	26.89 lbs.
Bit Type	Accepts SDS-MAX



HR5000



2" ROTARY HAMMER Air Cushion Design for Hard Hitting Action

- All ball-and-needle bearing construction for longer tool life
- Powerful 11 AMP motor for the most demanding applications
- Built-in clutch reduces gear damage by disengaging gears if the bit binds
- 2-mode operation for "Hammering Only" or "Hammering with Rotation" for multiple applications
- Sequential impact timing delivers timed hammering during rotation to minimize overlapping bit impacts resulting in up to 50% faster drilling

Model HR5000 Includes: Hex Wrench (783202-0), Hex Wrench (783203-8), Wrench (783204-6), Tool Case



HR4041C



1-9/16" ROTARY HAMMER Electronic Controller for Operator Convenience

- Powerful 12 AMP motor delivers 6.8 ft.lbs. of impact energy
- Constant speed control automatically applies additional power to the motor to maintain speed under load
- Soft start suppresses start-up reaction for increased accuracy
- Variable speed control dial enables user to match the speed to the application
- "No hammering while idling" helps increase tool life.
- Torque limiting clutch engineered to prevent gear damage by automatically disengaging gears

Model HR4041C Includes: Depth Gauge (321248-4), Side Handle (416549-4), Tool Case



HR3210C



1-1/4" AVT® ROTARY HAMMER Anti-Vibration Technology for 2X Less Vibration

- Powerful 8.2 AMP motor delivers 4.7 ft.lbs. of impact energy
- Constant speed control automatically applies additional power to the motor to maintain speed under load
- Soft start suppresses start-up reaction for more precision and better accuracy
- L.E.D. service light notifies the user approximately 8 hours before the brushes need to be replaced
- L.E.D. power light indicates switch failure or cord damage

Model HR3210C Includes: Side Handle (151769-0), Depth Gauge (321248-4), Hammer Bit Grease (194683-7), Tool Case



HR2811F



1-1/8" ROTARY HAMMER Torque Limiting Clutch Engineered to Prevent Gear Damage

- Powerful 7.0 AMP motor delivers 2.1 ft.lbs. of impact energy
- L.E.D. light illuminates drilling surface for more productivity in low light applications
- 3-mode operation for "Rotation Only", "Hammering with Rotation" or "Hammering Only"
- "No hammering when idling" function helps increase tool life
- Ergonomic "D-shaped" handle with rubberized soft grip for increased comfort

Model HR2811F Includes: Depth Gauge (324219-0), Side Handle (154842-5), Tool Case

AMPS	11
Capacities: Concrete Drilling	2"
Concrete Drilling w/ Core Bit	5-7/8"
Impact Energy	11.8 J / 8.7 ft.lbs.
Vibration (m/s²)	25
Blows Per Minute	2,100 BPM
No Load Speed	260 RPM
Overall Length	18-3/4"
Cord Length (ft)	8.2'
Net Weight	21.8 lbs.
Shipping Weight	35 lbs.
Bit Type	Accepts Spline shank

AMPS	12
Capacities: Concrete Drilling	1-9/16"
Concrete Drilling w/ Core Bit	4-5/8"
Impact Energy	9.2 J / 6.8 ft.lbs.
Vibration (m/s²)	15
Blows Per Minute (variable speed)	1,300 - 2,600 BPM
No Load Speed (variable speed)	230 - 460 RPM
Overall Length	16-7/8"
Cord Length (ft)	16.4'
Net Weight	14.8 lbs.
Shipping Weight	20.3 lbs.
Bit Type	Accepts Spline shank

AMPS	8.2
Capacities: Concrete Drilling	1-1/4"
Concrete Drilling w/ Core Bit	3-1/2"
Impact Energy	5.5 J / 4.1 ft.lbs.
Vibration (m/s²)	10
Blows Per Minute (variable speed)	1,650 - 3,300 BPM
No Load Speed (variable speed)	315 - 630 RPM
Overall Length	15-5/8"
Cord Length (ft)	16.4'
Net Weight	11.4 lbs.
Shipping Weight	19.84 lbs.
Bit Type	Accepts SDS-PLUS

AMPS	7
Capacities: Concrete Drilling	1-1/8"
Concrete Drilling w/ Core Bit	3-1/8"
Impact Energy	2.9 J / 2.1
Vibration (m/s²)	15
Blows Per Minute (variable speed)	0 - 4,500 BPM
No Load Speed (variable speed)	0 - 1,100 RPM
Overall Length	12-5/8"
Cord Length (ft)	8.2'
Net Weight	7.7 lbs.
Shipping Weight	11.8 lbs.
Bit Type	Accepts SDS-PLUS



HR2641



1" AVT® ROTARY HAMMER Anti-Vibration Technology for 2X Less Vibration

- Powerful 8 AMP motor delivers 2.1 ft.lbs./2.9 J. of impact energy
- Anti-Vibration Technology (AVT®) is an internal counterbalance system and impact bolt damper spring that greatly reduces vibration
- Torque limiting clutch engineered to prevent gear damage
- Recessed 3-mode function selector is located below gear housing for improved durability
- Retractable tool hook secures the tool when not in use

Model HR2641 Includes: Handle, LXF001CW (451749-9), Depth Gauge, HR2611F, HR2621 (331886-4), Tool Case



HR2475



1" ROTARY HAMMER Torque Limiting Clutch Engineered to Prevent Gear Damage

- Powerful 7.0 AMP motor delivers 2 ft.lbs. of impact energy
- 3-mode operation for "Rotation Only", "Hammering with Rotation" or "Hammering Only"
- Variable speed trigger enables user to match the speed to the application for greater versatility
- Ergonomic "D-shaped" handle with rubberized soft grip for increased comfort
- One-touch sliding chuck for quick bit changes

Model HR2475 Includes: Side Handle (158057-6), Depth Gauge (324219-0), Tool Case



HR2611F



1" AVT® ROTARY HAMMER, ACCEPTS SDS-PLUS Anti-Vibration Technology for 2X Less Vibration

- Powerful 7 AMP motor delivers 2.1 ft.lbs. of impact energy to handle the most demanding applications
- Anti-Vibration Technology (AVT®) is an internal counterbalance system that greatly reduces vibration
- Integrated damper spring at the base of the impact bolt is engineered to absorb impact vibrations from the drill bit
- L.E.D. light illuminates drilling surface for more productivity in low light applications
- Recessed hammer function selector located below gear housing for improved durability

Model HR2611F Includes: Handle, LXF001CW (451749-9), Depth Gauge, HR2611F, HR2621 (331886-4), Tool Case



HR1830F



11/16" ROTARY HAMMER Compact with Less Weight (4.2 lbs.)

- Powerful 4.2 AMP motor delivers .9 ft.lbs. of impact energy
- L.E.D. light illuminates drilling surface for more productivity in low light applications
- Torque limiting clutch engineered to prevent gear damage
- 2-mode operation for "Rotation Only", "Hammering with Rotation"
- One-touch sliding chuck for quick bit changes

Model HR1830F Includes: Depth Gauge (415486-9), Side Handle (154842-5), Tool Case

AMPS	8
Capacities: Concrete Drilling	1"
Concrete Drilling w/ Core Bit	3-1/8"
Impact Energy	2.9 J / 2.1 ft.lbs.
Vibration (m/s²)	11.5
Blows Per Minute (variable speed)	0 - 4,500 BPM
No Load Speed (variable speed)	0 - 1,100 RPM
Overall Length	16-5/8"
Cord Length (ft)	13.1'
Net Weight	7.1 lbs.
Shipping Weight	11.55 lbs.
Bit Type	Accepts SDS-PLUS

AMPS	7
Capacities: Concrete Drilling	1"
Concrete Drilling w/ Core Bit	3-1/8"
Impact Energy	2.7 J / 2
Vibration (m/s²)	15.5
Blows Per Minute (variable speed)	0 - 4,500 BPM
No Load Speed (variable speed)	0 - 1,100 RPM
Overall Length	16-7/8"
Cord Length (ft)	13.1'
Net Weight	6.6 lbs.
Shipping Weight	11.9 lbs.
Bit Type	Accepts SDS-PLUS

AMPS	7
Capacities: Concrete Drilling	1"
Concrete Drilling w/ Core Bit	2-11/16"
Impact Energy	2.9 J / 2.1 ft.lbs.
Vibration (m/s²)	11.5
Blows Per Minute (variable speed)	0 - 4,600 BPM
No Load Speed (variable speed)	0 - 1,200 RPM
Overall Length	15-1/8"
Cord Length (ft)	13.1'
Net Weight	6.6 lbs.
Shipping Weight	11.7 lbs.
Bit Type	Accepts SDS-PLUS

AMPS	4.2
Capacities: Concrete Drilling	11/16"
Concrete Drilling w/ Core Bit	
Impact Energy	1.2 J, .9 ft.lbs.
Vibration (m/s²)	14
Blows Per Minute (variable speed)	0 - 5,000 BPM
No Load Speed (variable speed)	0 - 1,500 RPM
Overall Length	10-7/8"
Cord Length (ft)	8.2'
Net Weight	4.2 lbs.
Shipping Weight	11 lbs.
Bit Type	Accepts SDS-PLUS


LXT
BRUSHLESS
XRHO1Z

Tool only - battery and charger not included


**18v LXT® BRUSHLESS
1" ROTARY HAMMER**
 Efficient BL™ Brushless Motor

- Efficient BL™ Brushless motor is electronically controlled to optimize battery energy use for up to 50% longer run time per charge
- The BL™ Brushless Motor eliminates carbon brushes, enabling the BL™ Motor to run cooler and more efficiently for longer life
- Variable speed trigger enables user to match the speed to application for greater versatility
- Multiple Chisel Positions has 40 different positions to align tool more comfortably with the application

Model XRHO1Z Includes: Tool Only - Side Handle (158057-6), Depth Gauge (324219-0); Battery and Charger not included

Capacities:	Concrete (1"), Steel (1/2"), Wood (1-1/16")
No Load Speed (variable speed)	0 - 950 RPM
Blows Per Minute (variable speed)	0 - 4,700 BPM
Impact Energy (Joules)	1.9 J
Bit Type	Accepts SDS-PLUS
Battery	18V LXT® Lithium-Ion
Overall Length	12-7/8"
Net Weight (with battery)	7.2 lbs.
Shipping Weight	7.1 lbs.


LXT
BRUSHLESS
XRHO11X
**18v LXT® BRUSHLESS 1"
ROTARY HAMMER KIT**
 Built-on HEPA Vacuum

- The built-on vacuum attachment captures concrete dust during drilling and is activated by the tool for operator convenience
- Vacuum powered by separate motor to maintain tool drilling performance, and provide a 2-second delay to capture remaining concrete dust
- Efficient HEPA filtration system captures 99.75% of particulates .3 microns and larger
- Efficient BL™ Brushless motor is electronically controlled to optimize battery energy use for up to 50% longer run time per charge

Model XRHO11X Includes: (2) 18V LXT® Lithium-Ion 3.0Ah Battery (BL1830), 18V Lithium-Ion Rapid Optimum Charger (DC18RC), Dust Collection Attachment w/ HEPA Filter (DX01), Side Handle (158057-6), Depth Gauge (324219-0), Tool Bag

Model XRHO12VX Includes: HEPA Vacuum (DX01), Tool Bag; battery and charger not included

Capacities:	Concrete (1"), Steel (1/2"), Wood (1-1/16")
No Load Speed (variable speed)	0 - 950 RPM
Blows Per Minute (variable speed)	0 - 4,700 BPM
Impact Energy (Joules)	1.9 J
Bit Type	Accepts SDS-PLUS
Battery	18V LXT® Lithium-Ion
Overall Length	14-5/8"
Net Weight (with battery)	10.2 lbs.
Shipping Weight	19.4 lbs.

**18v X2 36v****XRHO5Z**

Tool only - battery and charger not included


**18v X2 LXT®
1" ROTARY HAMMER**
 18 Volt Solution for Corded Power Demands

- Two 18V LXT® Lithium-Ion batteries deliver the power and run time for corded demands without leaving the 18V LXT® platform
- Makita-built motor delivers 0-1,250 RPM, 0-5,000 BPM and 3.0 Joules of impact energy for fast drilling
- Vibration-absorbing handle engineered for increased operator comfort
- Built-in L.E.D. light illuminates the work area
- 3-Mode operation for "Rotation Only", "Hammering with Rotation" or "Hammering Only"

Model XRHO5Z Includes: Tool Only - Side Handle (450990-1), Depth Gauge (324219-0), Tool Bag; Battery and Charger not included

Capacities:	Concrete (1"), Steel (1/2"), Wood (1-1/4")
No Load Speed (variable speed)	0 - 1,250 RPM
Blows Per Minute (variable speed)	0 - 5,000 BPM
Impact Energy (Joules)	3 J
Bit Type	Accepts SDS-PLUS
Battery	2X 18V LXT® Lithium-Ion
Overall Length	13-3/4"
Net Weight (with battery)	9.3 lbs.
Shipping Weight	12.7 lbs.

**36v****HRHO1**
36v 1" ROTARY HAMMER KIT
 Corded Speed & Power Without the Cord

- Makita-built motor delivers 0 - 1,200 RPM & 0 - 4,800 BPM
- Ergonomically designed vibration absorbing handle
- 3-mode operation for "Rotation Only", "Hammering with Rotation" or "Hammering Only" for multiple applications
- One-touch sliding chuck for quick bit changes
- Torque Limiting Clutch engineered to prevent gear damage by automatically disengaging gears if the bit binds

Model HRHO1 Includes: (2) 36V Lithium-Ion Battery (BL3626), 36V Rapid Optimum Charger (DC36RA), Side Handle (450990-1), Depth Gauge (324219-0), Tool Bag

Capacities:	Concrete (1"), Steel (1/2"), Wood (1-1/4")
No Load Speed (variable speed)	0 - 1,200 RPM
Blows Per Minute (variable speed)	0 - 4,800 BPM
Impact Energy (Joules)	3 J
Bit Type	Accepts SDS-PLUS
Battery	36V LXT® Lithium-Ion
Overall Length	14-1/4"
Net Weight (with battery)	9.9 lbs.
Shipping Weight	26.5 lbs.

**LXT****XRHO4**
**18v LXT® 7/8"
ROTARY HAMMER KIT**
 Compact D-Handle Grip Design

- Makita-built variable speed motor delivers 0-1,100 RPM and 0-4,000 BPM
- 3-mode operation for "Rotation Only", "Hammering with Rotation" or "Hammering Only" for multiple applications
- Built-in clutch reduces gear damage by automatically disengaging gears if bit binds
- Faster drilling with synchronized RPM and BPM

Model XRHO4 Includes: (2) 18V LXT® Lithium-Ion 3.0Ah Battery (BL1830), 18V Lithium-Ion Rapid Optimum Charger (DC18RC), Side Handle (158057-6), Depth Gauge (324219-0), Tool Bag

Model XRHO4Z Includes: Tool Only; Battery and Charger not included

Capacities:	Concrete (7/8"), Steel (1/2"), Wood (1")
No Load Speed (variable speed)	0 - 1,100 RPM
Blows Per Minute (variable speed)	0 - 4,000 BPM
Impact Energy (Joules)	1.9 J
Bit Type	Accepts SDS-PLUS
Battery	18V LXT® Lithium-Ion
Overall Length	16-3/8"
Net Weight (with battery)	7.7 lbs.
Shipping Weight	16.2 lbs.

**LXT****XRHO3**
**18v LXT® 7/8"
ROTARY HAMMER KIT**
 Ergonomic Handle Design

- Makita-built variable speed motor delivers 0 - 1,100 RPM & 0 - 4,000 BPM
- 3-mode operation for "Rotation Only", "Hammering with Rotation" or "Hammering Only" for multiple applications
- Large 2-finger variable speed trigger for added convenience
- Faster drilling with synchronized RPM and BPM

Model XRHO3 Includes: (2) 18V LXT® Lithium-Ion 3.0Ah Battery (BL1830), 18V Lithium-Ion Rapid Optimum Charger (DC18RC), Side Handle (158057-6), Depth Gauge (324219-0), Tool Bag

Model XRHO3Z Includes: Tool Only; Battery and Charger not included

Capacities:	Concrete (1/2"), Steel (1"), Wood (7/8")
No Load Speed (variable speed)	0 - 1,100 RPM
Blows Per Minute (variable speed)	0 - 4,000 BPM
Impact Energy (Joules)	1.9 J
Bit Type	Accepts SDS-PLUS
Battery	18V LXT® Lithium-Ion
Overall Length	14-1/8"
Net Weight (with battery)	7.7 lbs.
Shipping Weight	16 lbs.

**UP TO 50%
LONGER
RUN TIME**
**INCREASED
POWER & SPEED**
**LONGER LIFE
BRUSHLESS MOTOR**
[Learn More](http://makitatools.com/LXTBrushless)



HP2070F



3/4" HAMMER DRILL "Hammering with Rotation" or "Rotation Only"

- Powerful 8.2 AMP motor for heavy duty use
- 2-mode operation for "hammering with rotation" or "rotation only"
- Large trigger switch and 360° swivel side handle for maneuverability
- Built-in clutch reduces gear damage by disengaging gears if bit binds
- Ball bearing construction for longer tool life
- L.E.D. light illuminates the work area

Model HP2070F Includes: Side Handle (152521-9), Chuck Key (763430-3), Depth Gauge (324219-0), Tool Case



HP2050

3/4" HAMMER DRILL "Hammering with Rotation" or "Rotation Only"

- Powerful 6.6 AMP motor for the most demanding jobs
- Conveniently located 2-mode switch allows for fast mode changes
- 2-speed, variable speed (0-1,200 & 0-2,900 RPM) with variable speed control dial
- Built-in clutch reduces gear damage by disengaging gears if bit binds
- Less weight (5.6 lbs.) for reduced operator fatigue

Model HP2050 Includes: Side Handle (153503-4), Depth Gauge (324219-0), Chuck Key (763430-3), Tool Case



HP2050F



3/4" HAMMER DRILL "Hammering with Rotation" or "Rotation Only"

- Powerful 6.6 AMP motor for the most demanding jobs
- Conveniently located 2-mode switch allows for fast mode changes
- 2-speed, variable speed (0-1,200 & 0-2,900 RPM) with variable speed control dial
- Built-in clutch reduces gear damage by disengaging gears if bit binds
- Less weight (5.6 lbs.) for reduced operator fatigue
- L.E.D. light illuminates the work area

Model HP2050F Includes: Side Handle (153503-4), Depth Gauge (324219-0), Chuck Key (763430-3), Tool Case



HP2010N

3/4" HAMMER DRILL Industrial Metal Gear Housing for Durability

- 2-speed gear change for ideal speed and power
- Variable speed switch for easy starting of holes
- Depth gauge for "drop-in" type anchors
- Powerful 6.0 AMP motor for continuous use
- All ball bearing construction for long tool life
- Adjustable side handle for greater control

Model HP2010N Includes: 1/2" Drill Chuck (763047-2), Chuck Key (798341-3), Side Handle (122428-3), Depth Gauge (321059-7), Tool Case

Capacities: Concrete Drilling Steel: low, high Wood: low, high	3/4" 5/8", 5/16" 1-9/16", 1"
No Load Speed (var. 2 spd)	0 - 1,200 / 0 - 2,900 RPM
Blows Per Minute (2 speed)	0 - 24,000 / 0 - 58,000 BPM
AMPS	8.2
Chuck Size	1/2"
Overall Length	14-1/4"
Net Weight	5.3 lbs.
Shipping Weight	9.55 lbs.

Capacities: Concrete Drilling Steel: low, high Wood: low, high	3/4" 1/2", 5/16" 1-9/16", 1"
No Load Speed (var. 2 spd)	0 - 1,200 / 0 - 2,900 RPM
Blows Per Minute (2 speed)	0 - 24,000 / 0 - 58,000 BPM
AMPS	6.6
Chuck Size	1/2"
Overall Length	14-1/4"
Net Weight	5.6 lbs.
Shipping Weight	9 lbs.

Capacities: Concrete Drilling Steel: low, high Wood: low, high	3/4" 1/2", 5/16" 1-9/16", 1"
No Load Speed (var. 2 spd)	0 - 1,200 / 0 - 2,900 RPM
Blows Per Minute (2 speed)	0 - 24,000 / 0 - 58,000 BPM
AMPS	6.6
Chuck Size	1/2"
Overall Length	14-1/4"
Net Weight	5.6 lbs.
Shipping Weight	8.8 lbs.

Capacities: Concrete Drilling Steel: low, high Wood: low, high	3/4", 1/2" 1/2", 1/4" 1-1/2", 3/4"
No Load Speed (var. 2 spd)	0 - 900 / 0 - 2,300 RPM
Blows Per Minute (2 speed)	0 - 18,000 / 0 - 46,000 BPM
AMPS	6
Chuck Size	1/2"
Overall Length	13-3/4"
Net Weight	6.4 lbs.
Shipping Weight	11.6 lbs.



HP1641K

5/8" HAMMER DRILL, WITH KEYLESS CHUCK Industrial Keyless Chuck; Includes Tool Case

- 2-mode operation "rotation only" or "hammering with rotation" for multiple applications
- Powerful 6.0 AMP motor for the most demanding applications
- Lightweight (4.3 lbs.) with large drilling capacity
- Soft grip handle provides increased comfort on the job
- All ball bearing construction for longer tool life
- Recessed lock-on button for continuous use

Model HP1641K Includes: Side Handle (153503-4), Depth Gauge (324219-0), Keyless Drill Chuck (766017-0), Tool Case

Capacities: Concrete Drilling Steel: low, high Wood: low, high	5/8" 1/2" 1-3/16"
No Load Speed (variable speed)	0 - 2,800 RPM
Blows Per Minute (variable speed)	0 - 44,800 BPM
AMPS	6
Chuck Size	1/2"
Overall Length	11-7/8"
Net Weight	4.3 lbs.
Shipping Weight	8.8 lbs.



HP1640

5/8" HAMMER DRILL Lightweight (4.4 lbs.) with Large Drilling Capacity

- Powerful 6.0 AMP motor for the most demanding applications
- 2-mode operation "rotation only" or "hammering with rotation" for multiple applications
- Soft grip handle provides increased comfort on the job
- All ball bearing construction for longer tool life
- Recessed lock-on button for continuous use

Model HP1640 Includes: Drill Chuck (192541-1), Chuck Key (763440-0), Side Handle (153503-4), Depth Gauge (324219-0)

Capacities: Concrete Drilling Steel: low, high Wood: low, high	5/8" 1/2" 1-3/16"
No Load Speed (variable speed)	0 - 2,800 RPM
Blows Per Minute (variable speed)	0 - 44,800 BPM
AMPS	6
Chuck Size	1/2"
Overall Length	11-7/8"
Net Weight	4.4 lbs.
Shipping Weight	6 lbs.



4114

14" SJS™ ANGLE CUTTER Built in Dust Port for Reduced Dust and Debris when Connected to a Vacuum

- Powerful 15.0 AMP motor delivers 3,800 RPM for the most demanding applications
- SJS™ technology is a mechanical clutch system that helps prevent motor and gear damage by allowing the drive shaft to slip
- Removable base for a closer edge-to-edge cut
- Rubberized handle for increased comfort
- Built-in vacuum attachment port and rubber shield reduces dust and debris
- AC/DC switch for use with alternative power source

Model 4114 Includes: Socket Wrench (782210-8)

Arbor	1"
Max. Cutting Depth:	14" diamond blade 14" cut-off wheel
No Load Speed	3,800 RPM
AMPS	15
Overall Length	26-1/2"
Net Weight	23.8 lbs.
Shipping Weight	30.4 lbs.

Diamond Blades

Segmented Rim

Segment slots help deliver a faster cooler cut in multiple applications



Blade Diameter	Material	Part #
12"	Cured Concrete, Block, Brick	A-94720
12"	Concrete, Asphalt	T-01264
14"	Asphalt, Sand Stone Green Concrete	A-94655
14"	Concrete, Asphalt	T-01270
14"	Cured Concrete Block, Brick	A-94736
14"	Cured Concrete Block, Brick	A-94932 ¹
14"	Concrete, Asphalt, Granite	T-02537
NEW 14"	Ferrous Metal	A-96229
16"	Asphalt, Sand Stone Green Concrete	A-94661
16"	Cured Concrete, Block, Brick	A-94742
16"	Concrete, Asphalt	T-01286

¹ Contractor Pack (3-Pack)

Turbo Rim

Constant contact with material delivers a smoother finish than segmented blades



Blade Diameter	Material	Part #
14"	Cured Concrete, Fire Brick	A-94627

**EK8100**
16" 81 cc POWER CUTTER
 Capacity Performance 16" Power
 Cutter with 5.6 HP/81 cc Engine

- Improved deco-valve and metering spring for precise fuel regulation
- Ignition coil with start support function for easier start ups
- On-Off-choke operation on a single lever for operator convenience
- Five stage filtration system with advanced directional air flow, for better saw performance
- SLR Muffler recycles un-burned fuel vapor for reduced scavenging-losses and up to 15% improved fuel consumption

Model EK8100 Includes: Universal Wrench (941-719-140), Torx Wrench (940-827-000), Carburetor Screwdriver (944-340-001), Adapter Ring (20mm to 1") (394-228-121), 16" Abrasive Cut-Off Wheel, Masonry (966-161-020)

Engine Displacement (cu.in./cc)	4.9 cu.in. (81 cc)
Engine (max power)	5.6 HP/4.2 kW
No Load Speed/Max. Spindle Speed	9,350 / 3,820 RPM
Fuel Mixture	50:1
Fuel Tank Capacity	37 oz.
Arbor w/ Adaptor	20mm/1" adaptor
Max. Cutting Depth	5-3/4"
Dry Weight	23.3 lbs.
Shipping Weight	31.7 lbs.

**EK7651H**
**14" 76 cc MM4® 4-STROKE
POWER CUTTER**
 No Oil Mixing Simplifies Operation
 and Prevents Piston Seizure Due to
 Improper Mixing

- Eliminates the need for separate mixed oil/fuel can
 - Lower noise at 93.2dB(A) and smoother idle for continuous operation
 - Automatic engine decompression valve is engineered into the cam gear to reduce pull-start force by 40%
- Model EK7651H Includes:** Torx Wrench (782025-3), Screwdriver (783012-5), Adapter Ring (20mm to 1") (394-228-121), Tool Kit (195488-8), Oil Bottle (195532-1), Water Supply Kit (195533-9), 13/16 Wrench (941-719-132) (941-719-132)

Engine Displacement (cu.in./cc)	4.61 cu.in. (75.6 cc)
Engine (max power)	4.1 HP/3 kW
No Load Speed/Max. Spindle Speed	9,100 / 4,300 RPM
Fuel Type	Unleaded gas
Fuel Tank Capacity	37 oz.
Arbor w/ Adaptor	20mm/1" adaptor
Max. Cutting Depth	4-13/16"
Dry Weight	28.3 lbs.
Shipping Weight	35.2 lbs.

**EK7301**
14" 73 cc POWER CUTTER
 Powerful Performance with 5.1 HP/73
 cc. Engine

- Improved decompression valve and metering spring for precise fuel regulation
- Ignition coil with start support function for easier start-ups
- On-Off-choke operation on a single lever for operator convenience
- Five stage filtration system with advanced directional air flow, for better saw performance
- Starter grip decompression valve for faster starting
- Improved ignition system with large flywheel and rare earth magnets create more efficient power

Model EK7301 Includes: Torx Wrench (940-827-000), Adapter Ring (20mm to 1") (394-228-121), Universal Wrench (941-719-140), Carburetor Screwdriver (944-340-001)

Engine Displacement (cu.in./cc)	4.5 cu.in. (73 cc)
Engine (max power)	5.1 HP/3.8 kW
No Load Speed/Max. Spindle Speed	9,350 / 4,300 RPM
Fuel Mixture	50:1
Fuel Tank Capacity	37 oz.
Arbor w/ Adaptor	20mm/1" adaptor
Max. Cutting Depth	4-13/16"
Dry Weight	22 lbs.
Shipping Weight	29.3 lbs.

**EK6101**
14" 61 cc POWER CUTTER
 Compact Performance at Only 19.6 lbs
 with 4.4 HP/61 cc Engine

- Stratified Air Scavenging (SAS) recovers 75% of unburned fuel and reduces fuel consumption by 20%
- Cyclonic Air Intake delivers more air, more efficiently and increases air filter life by discarding 90% of larger debris
- Start capacitor with spring assisted recoil stores electrical energy resulting in significantly less pull start force
- Sliding front engine mounts help absorb vibration by detaching when cutting pressure is applied
- Smaller hub and drive wheel assembly increases maximum cutting depth to 5-1/8"

Model EK6101 Includes: Universal Wrench (941-719-140), Torx Wrench (940-827-000), Carburetor Screwdriver (944-340-001), Adapter Ring (20mm to 1") (315-228-120)

Engine Displacement (cu.in./cc)	3.7 cu.in. (61 cc)
Engine (max power)	4.4 HP/3.2 kW
No Load Speed/Max. Spindle Speed	9,850 / 4,400 RPM
Fuel Mixture	50:1
Fuel Tank Capacity	23.6 oz.
Arbor w/ Adaptor	20mm/1" adaptor
Max. Cutting Depth	5-1/8"
Dry Weight	19.6 lbs.
Shipping Weight	23.8 lbs.

Power Cutter Accessories

2.6 Gallon Pressurized Water Tank

Description	Part #
Water Tank	988-394-610

Model	Part#
DPC6410, DPC7310, DPC7311, DPC7321, EK7301, DPC8112	326-173-081
DPC7331, EK7301, DPC8132, EK8100	395-173-081
DPC7310, DPC7311, EK7651H	195945-6

DPC7331, DPC8132, EK7301, EK8100	394-173-030
EK7651H	195945-6

DPC6410, DPC7310, DPC7311, DPC7321, DPC8112	394-173-010
DPC7331, DPC8132, EK7301, EK8100	395-173-011
EK7651H	442165-6

DPC6410, DPC7310, DPC7311, DPC7321, DPC8112	394-173-020
DPC7331, DPC8132, EK7301, EK8100	395-173-020
EK7651H	424399-3

DPC7331, EK7301, EK8100	957-173-110
-------------------------	-------------

5+1 Filter Set	
----------------	--

3+1 Filter Set	
----------------	--

2-Cycle Synthetic Engine Oil (All 2-Cycle Models)	
---	--

Size	Qty./Pkg.	Part #
2.6 oz.	1	T-00745
2.6 oz.	48	T-00745-48
6.4 oz.	1	T-00739
6.4 oz.	48	T-00739-48

Dolly & Attachments

- Comes completely assembled
- Depth-wheel weighted for greater stability
- "Tool-less" attachment - saw to dolly
- Quick adjusting ratchet system

Description	Model	Part #
Dolly & Gravity Feed Tank	EK7301, EK8100	DT2010 ²
Angled Gas Filler	EK7301, EK8100	010-114-040
Water Attachment Kit		394-365-630
Dolly & Gravity Feed Tank	EK7651H	DT4000
Water Attachment Kit		195533-9

² Use with Water Attachment Kit #394-365-630

Description	Part #
Torx Wrench	940-827-000

4-Stroke Engine Oil (All 4-Stroke Models)

Description	Size	Qty.	Part #
10W-30 Engine Oil	2.7 oz.	1	195826-4
	2.7 oz.	48	195826-4-48
	6.7 oz.	1	T-02484
	6.7 oz.	12	T-02490

MM4®

4-STROKE ENGINE

REDUCES COST

ONE CAN FOR ALL YOUR GAS POWERED EQUIPMENT



**No More
2-Stroke Oil**

ADVANTAGES

Get lower emissions, less noise and reduced operating costs.

Makita 4-stroke engines have measurably lower emissions and noise than traditional 2-stroke engines.

Lower fuel consumption at .45 gallons per hour.

Reduced exhaust and intake carbon build-up for longer cylinder life.

Learn More makitatools.com/MM4

ADVANCED™ DIRECTIONAL AIR FLOW

PERFORMANCE**Five-Stage Filter System**

with Advanced Directional Air Flow ensures clean air for added performance and long engine life



GA5040X1

5" SJS™ II ANGLE GRINDER WITH TUCK POINT GUARD

5" Dust Extraction Tuck Point Guard and Diamond Blade

- Powerful 10.0 AMP motor delivers more output and 11,000 RPM
- SJS™ II provides a leaf spring and cam gear drive mechanism that is engineered to reduce vibration for increased operator comfort during extended use
- Includes 5" dust extraction tuck point guard for clean and accurate tuck pointing and cutting
- Labyrinth construction seals and protects the motor and bearings from dust and debris for longer tool life

Model GA5040X1 Includes: 5" Dust Extracting Tuck Point Guard (196845-3), Inner Flange (224399-1), Lock Nut Wrench (782412-6), 5" Dual Sandwich Diamond Tuck Point Blade (A-96017), 5" Tool-less Wheel Guard (123145-8), Side Handle (162258-0)

Wheel Diameter	5"
AMPS	10
No Load Speed	11,000 RPM
Spindle Thread	5/8" - 11 UNC
Lock-On: Yes	Lock-Off: No
Grinder Switch Type	Body grip/slide
Overall Length	11-7/8"
Net Weight	5.4 lbs.
Shipping Weight	12 lbs.



GA5042CX1

12 AMP

5" SJS™ II HIGH-POWER GRINDER WITH TUCK POINT GUARD

5" Dust Extraction Tuck Point Guard and Diamond Blade

- Powerful 12.0 AMP motor delivers more output and variable (2,800 - 11,000) RPM
- SJS™ II provides a leaf spring and cam gear drive mechanism that is engineered to reduce vibration for increased operator comfort during extended use
- Includes a 5" dust extraction tuck point guard for clean and accurate tuck pointing and cutting

Model GA5042CX1 Includes: 5" Dust Extracting Tuck Point Guard (196845-3), Inner Flange (224399-1), Lock Nut Wrench (782412-6), 5" Dual Sandwich Diamond Tuck Point Blade (A-96017), 5" Tool-less Wheel Guard (123145-8), Lock Nut (224568-4)

Wheel Diameter	5"
AMPS	12
No Load Speed (variable speed)	2,800 - 11,000 RPM
Spindle Thread	5/8" - 11 UNC
Lock-On: Yes	Lock-Off: No
Grinder Switch Type	Body grip/slide
Overall Length	11-7/8"
Net Weight	5.4 lbs.
Shipping Weight	13 lbs.



PC5001C

5" CONCRETE PLANER

Adjustable Front Roller for Consistent Planing Depth

- Powerful 10.0 AMP motor delivers more output and 10,500 RPM
- Constant Speed Control automatically applies additional power to the motor
- Soft start suppresses start-up reaction for more control and longer tool life
- Electronic current limiter helps protect the motor from overload
- Anti-restart prevents accidental start up after power loss

Model PC5001C Includes: 5" Diamond Cup Wheel, Continuous Rim (A-94998), Hex Wrench (783203-8), Lock Nut Wrench (782425-7), Dust Bag (122853-8), Brush Set (194921-7), Steel Tool Case

Wheel Diameter	5"
No Load Speed	10,000 RPM
AMPS	10
Overall Length	18-13/16"
Net Weight	11.2 lbs.
Shipping Weight	26.5 lbs.



4101RH

5" MASONRY SAW

For Wet Cutting of Tile, Masonry, Concrete and More

- Powerful 7.9 AMP motor for the most demanding jobs
- Special cover design prevents water from entering into motor housing
- Cuts up to 1-5/8" at 90° and 1" at 45°
- Ground fault circuit interrupter (GFCI) plug
- Lock-on button for continuous operation
- Includes 15 ft. of tubing, water pressure regulator and water valve

Model 4101RH Includes: 5" Diamond Blade, Continuous Rim, Wet Cutting (A-90934), Hex Wrench (783203-8), Spanner Wrench (781011-1)

Blade Diameter	5"
Arbor	3/4"
Max Cutting Capacities:	at 90° (1-5/8"), at 45° (1")
No Load Speed	13,800 RPM
Watts Out	1,050
AMPS	7.9
Overall Length	9-1/4"
Net Weight	6.5 lbs.
Shipping Weight	9.3 lbs.



4100NH

4-3/8" MASONRY SAW

Powerful Cutting in Stone, Masonry, Tile & Concrete

- Powerful 12 AMP motor
- Cuts up to 1-3/8"
- Compact and lightweight at only 6.5 lbs.
- High power to weight ratio; 14,500 RPM
- Lock-off button helps prevent accidental starts
- Flat rear side of motor housing allows for easy blade changes

Model 4100NH Includes: Socket Wrench (782209-3), Spanner Wrench (781011-1), 4" Diamond Blade, Turbo, General Purpose (A-94546)

Blade Diameter	4-3/8"
Arbor	3/4"
Max Cutting Capacity	at 90° (1-3/8")
No Load Speed	14,500 RPM
Watts Out	1,500
AMPS	12
Overall Length	8-5/8"
Net Weight	6.5 lbs.
Shipping Weight	9.46 lbs.

SMOOTH OPERATOR



Concrete Planer Accessories

Diamond Cup Wheels

Size	Description	Model	Part #
5"	Segmented rim for fast material removal	PC5000C, PC5001C	A-95009
5"	Continuous Rim For a smooth finish		A-94998
4-3/8"	Continuous rim for a smooth finish	PC1100	792289-1
4-3/8"	Segmented for fast material removal		724907-1A

PC5000C

5" CONCRETE PLANER

Electronic Controller for Operator Convenience

- Powerful 10 AMP motor delivers more output and 10,500 RPM
- Constant Speed Control automatically applies additional power to the motor
- Soft start suppresses start-up reaction for more precision and longer tool life
- Electronic current limiter helps protect the motor from overload
- Anti-restart prevents accidental start up after power loss
- Large two-finger trigger switch with lock-on for continuous operation

Model PC5000C Includes: 5" Diamond Cup Wheel, Segmented Rim (A-95009), Lock Nut Wrench (782425-7), Hex Wrench (783203-8), Dust Bag (122853-8), Brush Set (194921-7), Steel Tool Case

Wheel Diameter	5"
No Load Speed	10,000 RPM
AMPS	10
Overall Length	17-1/8"
Net Weight	8.9 lbs.
Shipping Weight	8.9 lbs.

Diamond Blades

Segmented Rim

Segment slots help deliver a faster cooler cut in multiple applications

Blade Diameter	Material	Part #
4"	Cured Concrete, Block, Brick	A-94677
5"	Cured Concrete, Block, Brick	A-94699

Turbo Rim

Constant contact with material delivers a smoother finish than segmented blades

Blade Diameter	Material	Part #
4"	Cured Concrete, Block, Brick	A-94546
4"	Granite, Ceramic, Fire Brick	A-94580
5"	Cured Concrete, Block, Brick	A-94568
5"	Granite, Ceramic, Fire Brick	A-94605

Continuous Rim

Blade Diameter	Material	Part #
5"	Cured Concrete, Block, Brick	A-90934

Additional Diamond Blades See pg. 105

Xtract Vac®

Auto-Filter Cleaning System

12 Gallon Xtract Vac®
Wet/Dry Vacuum
VC4710

DUST EXTRACTION



XTRACT VAC®



pg. 46

ACCESSORIES



pg. 47

VACUUMS /
BLOWERS



pg. 48



XTRACT VAC® FEATURES

EFFICIENCY



Automatic filter cleaning system with blow-back feature is timed at set intervals for longer filter life

PERFORMANCE



Variable speed control dial for a variety of applications

CONVENIENCE



Integrated cord reel & hose rack for operator convenience and easy storage

VERSATILITY



Onboard tool activated outlet starts and stops vacuum with power tool usage

SETTING A NEW STANDARD FOR JOBSITE VACUUMS WITH DUST EXTRACTION™

**MEETS EPA (RRP) RULE HEPA VACUUMS
WITH OPTIONAL HEPA MAIN FILTER INSTALLED**



VC4710

12 GALLON WET/DRY VACUUM

**Powerful 12 AMP Motor Generates
135 CFM and 92" of Water Lift**

- Quiet operating sound level of 59 dB(A)
- Weighs only 27 lbs
- Automatic Filter Cleaning System with blow-back feature for longer filter life
- Onboard tool-activated outlet starts and stops vacuum with power tool usage
- Variable speed control dial for a variety of applications
- Meets the EPA (RRP) rule for HEPA vacuums only with the optional main HEPA filter installed

Model VC4710 Includes: Main Flat Filters, 2/pk (P-79843), 1-3/8" x 16" Anti-Static Hose (P-79865), Crevice Nozzle (W6084), Replacement Cuff (P-70421), Fleece Nano Filter Bag (P-78293), Disposable Bag (P-70297)

Air Flow Rate	135 CFM
AMPS	12
Power Consumption	840/0 watts
Static Water Lift	92"
Working Sound Level	59 dB(A)
Equipped Filter Efficiency	99.95% of 2 microns
Peak Horsepower	4 HP
Gross Container Size	12 gal.
Dry Capacity	9 gal
Wet Capacity	8 gal.
Dry Weight	27 lbs.
Shipping Weight	40.8 lbs.

VC4710 is equipped with Soft Start function; therefore, peak HP can only be measured at normal usage not at start up



Xtract Vac® Accessories

Description	Part #	Description	Part #
Main Flat Nano Filters (pair)	P-79843	Crevice Nozzle	W6084
Main Flat HEPA Filters (pair) Tested filter efficiency certificate included	P-79859	Cuff Adapter for Hose P-79865 1-1/2" I.D. / 1-3/4" O.D.	P-70421
Fleece Nano Filters Bag (5/pk)	P-78293	Cuff Adapter for Hose P-70487 1" I.D. 1-3/8" / 1-1/2" O.D.	P-70415
Disposable Bag (5/pk)	P-70297	Quick Connect Adapter	P-70378
Anti-Static Hose 1-3/8" x 16' 1-1/2" I.D. / 1-3/4" O.D.	P-79865	Quick Connect Cuff	P-70384
Anti-Static Hose 1" x 11' - 6" I.D. 1-1/8" / O.D. 1-3/8"	P-70487	Flooring Set (8 pc.)	P-70312
3/4" x 10' Vacuum Hose I.D. 3/4" / O.D. 1" I.D. 1-1/2" / O.D. 1-3/4"	192108-A		

Learn More ▶ makitatools.com/XtractVac

Masonry		
Connection Type to Xtract Vac® Hose	Applicable Models	Attachment Part #
Drilling		
3/4" x 10' Hose 192108-A	Makita® Hammers HRH01, XRH03, XRH04, HR1830F, HR2475, HR2641, HR2811F	193472-7
	Makita® Hammers HR2611F, XRH01, HR2631F	195173-3
	Makita® Hammers HR4001C, HR4002, HR4010C, HR4510C Makita® Hammer HR4013C Makita® Hammer HR5212C	196074-8 (Also includes chipping attachment) 196537-4 (Not shown) 196858-4 (Not shown)
Demolition		
3/4" x 10' Hose 192108-A	Makita® Hammers HR4002, HR4010C, HR4510C	196074-8 (Also includes drilling attachment)
	HR4013C HR5212C	196537-4 (Not shown) 196858-4 (Not shown)
Direct Connection No Connector Necessary	Makita® Hammers HM0870C, HM1111C, HM1203C, HM1214C, HR4002, HR5212C	196571-4
	Makita® Hammers HM1307CB, HM1500B, HM1317CB, HM1810, HM1812	197172-1
Surfacing / Planing		
Direct Connection No Connector Necessary	Makita® 4-1/2" - 5" Grinders Except 9005B, Recommended GA5042C & 956 series grinders except 9564P	5" Grinding Shroud 195236-5
	Makita® 7" & 9" Grinders Except GA7911, GA7001L, Recommended GA7011C, GA7040S, GA9040S	7" Grinding Shroud 195386-6
	Planers PC5001C, PC5000C	No Attachment Necessary
Cutting		
3/4" x 10' Hose 192108-A	Makita® 4-1/2" - 5" Grinders Except 9005B	5" Cutting Guard 193794-5 With shoe
	Makita® 4-1/2" - 5" Grinders Except 9005B	5" Cutting Guard 192618-2 Without shoe
	14" Angle Cutter 4114	No Attachment Necessary or Hose Connection Only
	Drywall Cut-Out Tool XOC01, 3706	193449-2
Tuck Pointing		
Direct Connection No Connector Necessary	Makita® 4-1/2" - 5" Grinders Except 9005B	5" Tuck Point Guard 196846-1
	Makita® 4-1/2" - 5" SJSil™ Grinders Only	5" Tuck Point Guard 196845-3

Woodworking		
Connection Type to Xtract Vac® Hose	Applicable Models	Attachment Part #
Sanding		
3/4" x 10' Hose 192108-A	XOB01Z, B05030/K, B05031K, B05041/K, B06040, B06030, B06050J, B04556/K, B04900V, B03710, 9403, 9404, 9903, 9910, 9920	No Attachment Necessary
Direct Connection No Connector Necessary	9032	122652-8
Miter Saws		
Direct Connection No Connector Necessary	XSL01Z, LS0815F, LS1016/L/LX5, LS1018, LS1040, LS1216/LX4, LS1221	No Attachment Necessary
Circular Saws		
Direct Connection No Connector Necessary	5057KB, SP6000J/J1	No Attachment Necessary
	5008MGA	450079-5
	XSH01X/Z, HS7600	196843-7
	XSH03/Z	196952-2
	XSS01/Z	419283-5
	XSS03/Z	194415-2
Jig Saws		
3/4" x 10' Hose 192108-A	JV0600K, 4329K, JV01W	No Attachment Necessary
Direct Connection No Connector Necessary	4350FCT, 4351FCT, BJV180, XVJ02Z, XVJ03	417853-4
Plate Joiners		
3/4" x 10' Hose 192108-A	PJ7000, 3901, XJP03	No Attachment Necessary
Routers		
Direct Connection No Connector Necessary	RD1101, RF1101/KT, RP1101	193379-7
	RP0900K, RT0700CX3, RT0701CX3, RT0701CX7	194733-8
	RT0700C, RT0701C, RT0701CX3, RT0701CX7	195559-1
	RP2301FC, RP1800	P-80023
Planers		
Direct Connection No Connector Necessary	KP0810, LXP001, XPK01	No Attachment Necessary
	KP0800K	451329-1
	KP312	193733-5



DCF300Z

Tool only - battery and charger not included

18V LXT® 13" JOB SITE FAN Up to 5.7 Hours of Continuous Run-Time on a Single Charge¹

- Durable design engineered to withstand a job site environment
- Frame structure engineered to reduce wind noise
- Three settings (high/medium/low) and oscillation selector for optimal air velocity and control
- 3-stage automatic timer with 1, 2, and 4 hour power-off selection
- Removable front guard for convenient clean up
- Tilt up/down design make it convenient to redirect air flow

Model DCF300Z Includes: AC Adapter; Battery and Charger not included

Voltage	18V
AC Adaptor	Yes
Run Time (max, in hours)	5.7
Battery	18V LXT® Lithium-Ion
Dimensions (LxWxH)	12-1/2" x 18-9/10" x 23-7/10"
Net Weight (with battery)	10.4 lbs.
Shipping Weight	12.6 lbs.

¹ In low speed using a BL1850 battery



BCF201Z

Tool only - battery and charger not included

18v LXT® JOB SITE FAN Up to 5.5 Hours of Continuous Run Time on a Single Charge

- Durable design engineered to withstand a job site environment
- Protective bumpers for increased durability
- Two settings (high 1,700 RPM, low 1,200 RPM) for optimal air velocity control
- 3-stage automatic timer with 1, 2, and 4 hour power-off selection
- Large carrying handle for easy handling
- 45° adjustable platform allows a full range of fan positions

Model BCF201Z Includes: AC Adapter; Battery and Charger not included

Voltage	14.4-18V
AC Adaptor	Yes
Speed (2 speed)	0 - 1,700, 0 - 1,200 RPM
Run Time (max, in hours)	5.5
Battery	18V LXT® Lithium-Ion
Dimensions (LxWxH)	5" x 13-3/5" x 21-1/10"
Net Weight (with battery)	5.7 lbs.
Shipping Weight	7.1 lbs.

LONG LASTING POWERFUL SUCTION

INNOVATION



Filtration system with cyclonic separation keeps motor running at optimum performance



DCL500Z

Tool only - battery and charger not included

18v LXT® CYCLONIC CANISTER VACUUM Long Lasting Powerful Suction

- Powerful motor generates 46 CFM of suction power and 26.5" of water lift
- Up to 49 minutes of continuous operation using a 5.0Ah LXT® battery (battery not included)
- Filtration system with cyclonic separation keeps motor running at optimum performance
- Cyclonic system separates large dust particles from fine dust particles so that only fine dust particles are captured on the filter
- Compact design at only 13-7/8" long
- Weighs only 9.4 lbs. with battery (battery not included) for reduced operator fatigue

Model DCL500Z Includes: Floor Nozzle (SH00000035), Telescoping Extension Wand (SH00000037), Crevice Nozzle (SH00000042), Shoulder Strap (166124-3), Hose (SH00000034), (SH00000032); Battery and Charger not included

Continuous Use (max, in minutes)	49 min.
Air Flow Rate	46 CFM
Static Water Lift	26.5"
Working Sound Level	64 dB(A)
Capacity (pint)	.53 pint
Battery	18V LXT® Lithium-Ion
Overall Length	13-7/8"
Net Weight (with battery)	9.4 lbs.
Shipping Weight	11 lbs.



XLC02RB1W

2.0A BATTERY

18v COMPACT VACUUM KIT Strong Suction Power for Fast Cleaning with More Run Time

- Up to 15 minutes of continuous use from a single fully charged 18V Compact Lithium-Ion battery
- Redesigned floor nozzle for improved maneuverability and debris collection
- Strong suction power for fast and efficient cleaning
- Bagless 2-stage cloth filtration system allows for easier cleaning and quicker debris disposal
- Increased storage capacity for longer time between waste disposal

Model XLC02RB1W Includes: 18V Compact Lithium-Ion 2.0Ah Battery (BL1820B), 18V Lithium-Ion Rapid Optimum Charger (DC18RC), Extension Attachment (451424-7), Floor Nozzle (122858-8), Crevice Nozzle (451240-7), Filter (451208-3), Cloth Vacuum Filter (443060-3)

Capacity (pint)	1.3 pint
Continuous Use (max, in minutes)	15 min.
Battery	18V Compact Lithium-Ion
Overall Length	18-3/4"
Net Weight (with battery)	2.7 lbs.
Shipping Weight	6 lbs.



XLC02ZW

Tool only - battery and charger not included

18v COMPACT VACUUM Strong Suction Power for Fast Cleaning

- Up to 10 minutes of continuous use from a single fully charged 18V Compact Lithium-Ion battery
- Redesigned floor nozzle for improved maneuverability and debris collection
- Strong suction power for fast and efficient cleaning
- Bagless 2-stage cloth filtration system allows for easier cleaning and quicker debris disposal
- Increased storage capacity for longer time between waste disposal

Model XLC02ZW Includes: Tool Only - Extension Attachment (451424-7), Floor Nozzle (122858-8), Crevice Nozzle (451240-7), Filter (451208-3), Cloth Vacuum Filter (443060-3); Battery and Charger not included

Capacity (pint)	1.3 pint
Continuous Use (max, in minutes)	10 min.
Battery	18V Compact Lithium-Ion
Overall Length	18-3/4"
Net Weight (with battery)	2.7 lbs.
Shipping Weight	3.8 lbs.



LC01Z

Tool only - battery and charger not included

12v max VACUUM Quick Clean-Ups with Strong Suction Power

- Strong suction power for fast and efficient cleaning
- Redesigned floor nozzle for improved maneuverability and debris collection
- Bagless 2-stage cloth filtration system allows for easier cleaning and quicker debris disposal
- Increased storage capacity for longer time between waste disposal
- Up to 12 minutes of continuous use from a single fully charged 12V max Lithium-Ion battery

Model LC01Z Includes: Tool Only - Extension Attachment (451424-7), Floor Nozzle (122861-9), Crevice Nozzle (416041-0), Filter (451208-3), Cloth Vacuum Filter (443060-3); Battery and Charger not included

Capacity (pint)	1.25 pint
Continuous Use (max, in minutes)	12 min.
Battery	12V max Lithium-Ion
Overall Length	17-7/8"
Net Weight (with battery)	1.9 lbs.
Shipping Weight	4 lbs.



LC05

Includes Built-In Battery with AC Charger Cord

12v max VACUUM, BUILT-IN BATTERY Strong Suction Power

- Powered by a 12V max Lithium-Ion built-in battery with AC adapter power supply
- Features 3 vacuuming modes: low, high or turbo
- Up to 12 minutes of continuous use in low mode from a fully charged battery
- L.E.D. light indicates when to charge battery and when dust bag is full
- Easy to open hinged front cover for convenient dust bag removal and replacement
- Suction port is angled for easy floor cleaning

Model LC05 Includes: Paper Dust Bag, Cloth Dust Bag, Pipe, Sash Nozzle Holder, Sash Nozzle, Nozzle, AC Adapter

Capacity (pint)	1.05 pint
Continuous Use (max, in minutes)	12 min.
Battery	12V max Lithium-Ion
Overall Length	38-5/8"
Net Weight (with battery)	1.9 lbs.
Shipping Weight	4.3 lbs.



4,000RPM

**4,000 RPM
Drywall Screwdriver
FS4200**



DRILLS



pgs. 50-51

DRYWALL SCREWDRIVERS



pg. 52

SCREWDRIVERS



pgs. 52-53

IMPACTS



pgs. 53-54

ACCESSORIES



pgs. 96-98
106-107



GET REGISTERED

Register your products and keep them in one safe place, your own Tool Box. It is where you can go to obtain your tool model numbers and serial numbers in the event your tool is stolen or needs service.

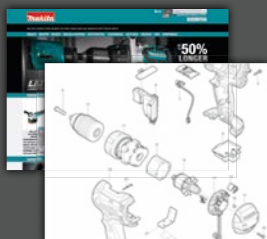
[makitatools.com/
productregistration](http://makitatools.com/productregistration)



GET SERVICE

Go online to makitatools.com/service and download parts breakdowns and owners manuals for your tools.

[makitatools.com/
service](http://makitatools.com/service)



SERVICE CENTERS

Makita's Network of Service Centers ensure complete satisfaction on every product that we manufacture



Locate Nearest Service Center ONLINE:
makitatools.com/service

Free Technical Support:
1-800-4-MAKITA
(625482)



6407

3/8" DRILL Low Decibel Rating (79dB) for Quieter Operation

- Powerful 4.9 AMP motor for improved performance
- Variable speed (0 - 2,500 RPM) for drilling in a wide variety of materials
- In-line handle design for better control
- Reversing switch is conveniently located
- All ball bearing construction for longer tool life
- Large trigger switch for easy operation
- Large recessed lock-on button

Model 6407 Includes: 3/8" Drill Chuck (763136-3), Chuck Key (763423-0)

Capacities:	Steel (3/8"), Wood (1")
No Load Speed (variable speed)	0 - 2,500 RPM
AMPS	4.9
Overall Length	10-9/32"
Net Weight	3.1 lbs.
Shipping Weight	4 lbs.



6408
shown

6408 / 6408K

3/8" DRILL For Drilling in a Wide Variety of Materials

- Powerful 4.9 AMP motor
- Keyless chuck for fast and easy bit installation and removal
- Low decibel rating (79dB) for quieter operation
- Variable speed (0 - 2,500 RPM) for drilling in a wide variety of materials
- In-line handle design for improved performance
- Large trigger switch for easy operation

Model 6408 Includes: 3/8" Keyless Drill Chuck (763132-1)

Model 6408K Includes: Same as 6408 plus Tool Case

Capacities:	Steel (3/8"), Wood (1")
No Load Speed (variable speed)	0 - 2,500 RPM
AMPS	4.9
Overall Length	10-9/32"
Net Weight	3.1 lbs.
Shipping Weight	6408 (4 lbs.), 6408K (6.7 lbs.)



6302H

1/2" DRILL Industrial Metal Gear Housing for Durability

- Powerful 6.5 AMP motor for improved performance
- Variable speed (0 - 550 RPM) for drilling in a wide variety of materials
- Heavy duty industrial 1/2" drill chuck engineered for positive bit retention
- Compact and lightweight (4.8 lbs.)
- Side handle can be attached to either side of the tool
- Large and conveniently located lock-on button

Model 6302H Includes: Drill Chuck, 6302H, 6303H (763145-2), Chuck Key (763434-5), Side Handle (122593-8)

Capacities:	Steel (1/2"), Wood (1-3/8")
No Load Speed (variable speed)	0 - 550 RPM
AMPS	6.5
Overall Length	11-1/4"
Net Weight	4.8 lbs.
Shipping Weight	5.6 lbs.



DP4000 / DP4002

DP4000
shown

1/2" DRILL Lightweight Aluminum Gear Housing for Durability; 0-950 RPM

- Powerful 7.0 AMP motor for improved performance
- Variable speed for drilling in a wide variety of materials
- Retractable belt clip allows operation in tight areas
- Ergonomically designed rubberized grips for comfort
- Side handle rotates 360° for comfort and control
- All-ball and needle bearing construction for longer tool life


Models DP4000 & DP4002 Include: Drill Chuck (193229-6), Chuck Key (763430-3), Side Handle (134903-7)

Capacities:	Steel (1/2"), Wood (1-1/2")
No Load Speed (variable speed)	0 - 950 RPM
AMPS	7
Overall Length	12"
Net Weight	DP4000 (4.8 lbs.), DP4002 (4.9 lbs.)
Shipping Weight	DP4000 (6.4 lbs.), DP4002 (6.7 lbs.)

VARIABLE SPEED



SPEED



Variable speed (0 - 600 RPM) for mixing and drilling in a wide variety of materials

DS4012

1/2" SPADE HANDLE DRILL Powerful 8.5 AMP Motor with Variable Speed for Improved Mixing and Drilling Performance

- Variable speed (0 - 600 RPM) for mixing and drilling in a wide variety of materials
- Forward and reverse lever for operator convenience
- Well-balanced design at only 6.2 lbs. for reduced operator fatigue
- D-handle rotates 360° with 24 detent stops for multi-position operation

Model DS4012 Includes: Drill Chuck (193229-6), Chuck Key (763420-6), Side Handle (152492-0)

Capacities:	Steel (1/2"), Wood (1-1/2")
No Load Speed (variable speed)	0 - 600 RPM
AMPS	8.5
Overall Length	13-3/8"
Net Weight	6.2 lbs.
Shipping Weight	7.4 lbs.

**DS4011**
1/2" SPADE HANDLE DRILL
 Powerful 8.5 AMP Motor with Variable Speed for Improved Mixing and Drilling Performance

- All-ball bearing construction for durability and longer tool life
- Heavy duty industrial 1/2" drill chuck engineered for positive bit retention
- Rocker switch for quick transition between forward and reverse operation
- On-board chuck key storage for fast and convenient bit changes
- 600 RPM provides increased speed and torque for drilling large holes

Model DS4011 Includes: Drill Chuck (193229-6), Chuck Key (763420-6), Side Handle (152492-0)

Capacities:	Steel (1/2"), Wood (1-1/2")
No Load Speed	600 RPM
AMPS	8.5
Overall Length	13-3/8"
Net Weight	6.3 lbs.
Shipping Weight	7.4 lbs.

**DS4000**
1/2" SPADE HANDLE DRILL
 Faster 800 RPM and More Powerful 9.0 AMPS

- Durable all metal motor housing is jobsite tough yet lightweight
- Rocker switch for quick transition between forward and reverse operation
- Precision ground metal gears engineered to withstand the rigors of rotation changes
- 12" pipe handle with rubberized grip for greater control and improved ergonomics
- Powerful 9.0 AMP motor delivers 500 RPM and provides aggressive torque to match the job

Model DS4000 Includes: Drill Chuck (193319-5), Chuck Key (763434-5), Side Handle (152492-0)

Capacities:	Steel (1/2"), Wood (1-1/2")
No Load Speed	500 RPM
AMPS	9
Overall Length	14-1/4"
Net Weight	8.8 lbs.
Shipping Weight	13.2 lbs.

**DA4000LR**
1/2" ANGLE DRILL
 360° Angle Attachment for Drilling in Any Position

- Powerful 7.5 AMP motor for improved performance
- 2-Speed (0 - 400 & 0 - 900 RPM) for increased drilling versatility
- Ergonomically designed rubberized grip for comfort
- All ball bearing construction for longer tool life
- Large multi-position side handle for operator comfort and control
- Angle attachment may be removed and drill used as a straight drill

Model DA4000LR Includes: Drill Chuck (193319-5), Chuck Key (763434-5), Side Handle (152892-4), Key Holder (410102-8), Hex Wrench 5 (783216-9), Drill Head Handle (122646-3), Tool Case

Capacities:	Steel (1/2"), Wood (1-1/2")
No Load Speed (2 spd)	400/900 RPM
AMPS	7.5
Overall Length	16-1/4"
Net Weight	8.1 lbs.
Shipping Weight	17.5 lbs.

**DA3010F**
3/8" ANGLE DRILL
 Light Up Your Drilling Surface with L.E.D. Power

- Powerful 4 AMP motor for improved performance
- Variable speed (0 - 2,400 RPM) for drilling in a wide variety of materials
- Compact design (10-5/8" long and 2-5/8" head width) for use when working between framing studs and other close quarter applications
- Paddle switch with speed limiting dial to prevent over-tightening of fasteners
- Built-in clutch engineered to prevent gear damage by automatically disengaging gears if the bit binds

Model DA3010F Includes: Drill Chuck (763174-5), Chuck Key (763415-9), Key Holder (411780-7), Side Handle (153489-2)

Capacities:	Steel (3/8"), Wood (13/16")
No Load Speed (variable speed)	0 - 2,400 RPM
AMPS	4
Overall Length	10-5/8"
Net Weight	3.5 lbs.
Shipping Weight	4.21 lbs.



LXT
Brushless

XPH07TB
18v LXT® BRUSHLESS 1/2" HAMMER DRIVER-DRILL KIT
 Delivers Up To 50% More Power and Performance¹

- BL™ Brushless Motor delivers 1,090 in.lbs. of Max Torque
- 0-31,500 BPM for fast hammer drilling in masonry materials
- Efficient BL™ Brushless motor is electronically controlled to optimize battery energy use for up to 50% longer run time per charge
- The BL™ Brushless Motor eliminates carbon brushes, enabling the BL™ Motor to run cooler and more efficiently for longer life

Model XPH07TB Includes: (2) 18v LXT® Lithium-Ion 5.0Ah Battery (BL1850B), 18v Lithium-Ion Rapid Optimum Charger (DC18RC), Side Handle (126413-8), Depth Gauge (122576-8), Belt Clip (346317-0), Tool Case

Model XPH07Z Includes: Tool only - battery and charger not included

Capacities:	Steel 1/2", Wood (3"), Masonry (5/8")
No Load Speed (var. 2 spd)	0 - 550 / 0 - 2,100 RPM
Blows Per Minute (2 speed)	0 - 8,250 / 0 - 31,500 BPM
Maximum Torque (in.lbs./N•m)	1,090 in.lbs./125N•m
Battery	18v LXT® Lithium-Ion
Overall Length	8-1/8"
Net Weight (with battery)	5.9 lbs.
Shipping Weight	16.12 lbs.

¹ Compared to LXPH03

**DA4031**
1/2" ANGLE DRILL
 Sidewinder® Handle Rotates 90° Left or Right

- Powerful 10 AMP motor for improved performance
- 2-Speed (300 & 1,200 RPM) for increased drilling versatility
- Built-in clutch reduces gear damage by disengaging gears if the bit binds (low speed only)
- Adjustable top handle with hex wrench storage
- Ergonomically designed rubberized grip for reduced operator fatigue
- Compact design for use when working between studs

Model DA4031 Includes: Drill Chuck (193319-5), Chuck Key (763434-5), Key Holder (410102-8), Wrench (783204-6), Side Handle (273654-8)

Capacities:	Steel (1/2"), Wood (1-1/2")
No Load Speed (2 spd)	300/1,200 RPM
AMPS	10
Overall Length	18-1/4"
Net Weight	12.3 lbs.
Shipping Weight	22.3 lbs.

**DA6301**
1/2" ANGLE DRILL
 Ball and Needle Construction for Longer Tool Life

- Powerful 7.5 AMP motor for improved performance
- 2-Speed (300 & 1,200 RPM) for increased drilling versatility
- Triple gear reduction system engineered for maximum power
- Built-in clutch reduces gear damage by disengaging gears if the bit binds
- Rocker switch for quick transition between forward and reverse operation

Model DA6301 Includes: 1/2" Drill Chuck (763062-6), Chuck Key (763432-9), Side Handle (273476-6), Steel Tool Case

Capacities:	Steel (1/2"), Wood (1-1/2")
No Load Speed (2 spd)	300/1,200 RPM
AMPS	7.5
Overall Length	16-1/8"
Net Weight	9.5 lbs.
Shipping Weight	20 lbs.

Drill Accessories


Industrial Carbide-Tipped Hole Saws

- Lasts 15X longer and drills 2.6X faster than bi-metal hole saws
- Specially designed carbide tips for cutting clean holes
- Max. cutting depth of 1/8" with 2-1/2" overall length

Expandable Range of Applications

Type "C": Cobalt (Included)

- Stainless Steel
- Galvanized Iron
- Aluminum, etc.



Diameter	Part #	Center Bits Type C Part #
5/8"	714070-A	
3/4"	714071-A	
7/8"	714073-A	
1"	714074-A	
1-1/8"	714075-A	
1-1/4"	714077-A	
1-3/8"	714078-A	
1-1/2"	714079-A	
1-3/4"	714080-A	
2"	714081-A	
2-1/8"	714092-A	
2-1/4"	714082-A	
2-1/2"	714083-A	
3"	714085-A	

Additional Drill Accessories See pgs. 106-107



6,000RPM

FS6200 / FS6200TP

6,000 RPM DRYWALL SCREWDRIVER

Precision Balance With Less Weight

- Powerful 6.0 AMP motor with 0-6,000 RPM to handle the most challenging applications
- Less weight (only 3.0 lbs.) with precision balance for ultimate user comfort
- Built-in L.E.D. light illuminates the work area for greater productivity in low-light applications
- Steel-reinforced belt clip for user convenience and increased durability

Model FS6200 Includes: 3" Magnetic Bit Holder (784801-1), #2 Phillips Insert Bit, 1", 10/pk (784211-B)

Model FS6200TP features 50 ft. cord with Twist Lock

Bit Type	1/4" Hex
No Load Speed (variable speed)	0 - 6,000 RPM
AMPS	6
Overall Length	11-1/8"
Net Weight	3 lbs.
Shipping Weight	3.086 lbs.



4,000RPM

FS4200 / FS4200A / FS4200TP

4,000 RPM DRYWALL SCREWDRIVER

Precision Balance With Less Weight

- Powerful 6.0 AMP motor with 0-4,000 RPM to handle the most challenging applications
- Less weight (only 3.0 lbs.) with precision balance for ultimate user comfort
- Built-in L.E.D. light illuminates the work area for greater productivity in low-light applications
- Steel-reinforced belt clip for user convenience and increased durability

Model FS4200 Includes: 3" Magnetic Bit Holder (784801-1), #2 Phillips Insert Bit, 1", 10/pk (784211-B)

Model FS4200A features 50 ft. cord

Model FS4200TP features 50 ft. cord with Twist Lock

Bit Type	1/4" Hex
No Load Speed (variable speed)	0 - 4,000 RPM
AMPS	6
Overall Length	11-1/8"
Net Weight	3 lbs.
Shipping Weight:	
	FS4200 (4 lbs.), FS4200A (6.3 lbs.), FS4200TP (6.75 lbs.)



2,500RPM

FS2200

2,500 RPM DRYWALL SCREWDRIVER

Precision Balance With Less Weight

- Powerful 6.0 AMP motor with 0-2,500 RPM to handle the most challenging applications
- Less weight (only 3.5 lbs.) with precision balance for ultimate user comfort
- Built-in L.E.D. light illuminates the work area for greater productivity in low-light applications
- Steel-reinforced belt clip for user convenience and increased durability
- Adjustable depth locator assembly with Sure-Lock™ feature for consistent screw depth

Model FS2200 Includes: 3" Magnetic Bit Holder (784801-1), #2 Phillips Insert Bit, 1", 10/pk (784211-B)

Bit Type	1/4" Hex
No Load Speed (variable speed)	0 - 2,500 RPM
AMPS	6
Overall Length	11-1/8"
Net Weight	3.5 lbs.
Shipping Weight	3.306 lbs.



2,500RPM

FS2500

2,500 RPM SCREWDRIVER

Precision Balance With Less Weight

- Powerful 6.0 AMP motor with 0-2,500 RPM to handle the most challenging applications
- Less weight (only 3.4 lbs.) with precision balance for ultimate user comfort
- Built-in L.E.D. light illuminates the work area for greater productivity in low-light applications
- Steel-reinforced belt clip for user convenience and increased durability
- Adjustable depth locator assembly with Sure-Lock™ feature for consistent screw depth

Model FS2500 Includes: 5/16" Magnetic Nutsetter, 2-5/8" (784804-5)

Bit Type	1/4" Hex
No Load Speed (variable speed)	0 - 2,500 RPM
AMPS	6
Overall Length	11"
Net Weight	3.4 lbs.
Shipping Weight	3.306 lbs.

BL™ MOTOR DELIVERS 0-4,000 RPM

XSF03Z



LXT®
BRUSHLESS
PUSH DRIVE™

XSF03MB

18V LXT® BRUSHLESS DRYWALL SCREWDRIVER KIT

Drives 1,860 Screws with Push Drive™ Technology using 4.0Ah BL1840B Battery¹

- BL™ Motor delivers 0-4,000 RPM to handle a variety of drywall and framing applications
- Push Drive™ Technology – in lock-on mode the motor starts only when the fastener is engaged for a quieter work environment and to save battery power
- Ergonomically designed rubberized pistol grip with large 2-finger trigger for increased comfort
- Adjustable nose piece delivers consistent screw depth
- 3-stage L.E.D. gauge indicates battery charge level

¹ 1-1/4" screw attaching 1/2" drywall to a 20 ga. steel stud

Model XSF03MB Includes: (2) 18V LXT® Lithium-Ion 4.0Ah Battery (BL1840B), 18V Lithium-Ion Rapid Optimum Charger (DC18RC), 3" Magnetic Bit Holder (784812-6), Tool Case

Model XSF03Z Includes: Tool Only; Battery and Charger not included

Bit Type	1/4" Hex
No Load Speed (variable speed)	0 - 4,000 RPM
Battery	18V LXT® Lithium-Ion
Overall Length	9-7/8"
Net Weight (with battery)	3.8 lbs.
Shipping Weight	13 lbs.



2,500RPM

FS2200

2,500 RPM DRYWALL SCREWDRIVER

Precision Balance With Less Weight

- Powerful 6.0 AMP motor with 0-2,500 RPM to handle the most challenging applications
- Less weight (only 3.5 lbs.) with precision balance for ultimate user comfort
- Built-in L.E.D. light illuminates the work area for greater productivity in low-light applications
- Steel-reinforced belt clip for user convenience and increased durability
- Adjustable depth locator assembly with Sure-Lock™ feature for consistent screw depth

Model FS2200 Includes: 3" Magnetic Bit Holder (784801-1), #2 Phillips Insert Bit, 1", 10/pk (784211-B)

Bit Type	1/4" Hex
No Load Speed (variable speed)	0 - 2,500 RPM
AMPS	6
Overall Length	11-1/8"
Net Weight	3.5 lbs.
Shipping Weight	3.306 lbs.



2,500RPM

FS2500

2,500 RPM SCREWDRIVER

Precision Balance With Less Weight

- Powerful 6.0 AMP motor with 0-2,500 RPM to handle the most challenging applications
- Less weight (only 3.4 lbs.) with precision balance for ultimate user comfort
- Built-in L.E.D. light illuminates the work area for greater productivity in low-light applications
- Steel-reinforced belt clip for user convenience and increased durability
- Adjustable depth locator assembly with Sure-Lock™ feature for consistent screw depth

Model FS2500 Includes: 5/16" Magnetic Nutsetter, 2-5/8" (784804-5)

Bit Type	1/4" Hex
No Load Speed (variable speed)	0 - 2,500 RPM
AMPS	6
Overall Length	11"
Net Weight	3.4 lbs.
Shipping Weight	3.306 lbs.



Also Available:
Dust Extracting
Cut-Out Base 193449-2

3706

DRYWALL CUT-OUT TOOL

Slim Body Design (2-1/4") for Comfort and Control

- Powerful 5 AMP motor for cutting into various material
- 32,000 RPM for faster cutting
- 2-way "Slide and Bump" on/off switch
- Sealed switch for extra protection from dust and debris and longer tool life
- "Tool-less" depth adjustment sets the desired cutting depth quickly and easily
- Slim body design (2-1/4" diameter) for comfort and control

Model 3706 Includes: Spanner Wrench (781008-0), 1/4" Collet (763608-8), 1/8" Collet (763660-6), 2-Pc 1/8" Drywall Guide Tip Bit (733229-0)

Collet Capacity	1/8", 1/4"
No Load Speed	32,000 RPM
AMPS	5
Overall Length	9-7/8"
Net Weight	2.4 lbs.
Shipping Weight	3.1 lbs.



XOC01MB

18V LXT® CUT-OUT TOOL KIT

Slim Body Design (2-1/4") for Comfort and Control

- Makita-built motor delivers 30,000 RPM for faster cutting
- Slide switch with lock-on for operator convenience
- On board bit change capabilities eliminates need for wrench
- Quick and easy "tool-less" depth adjustment
- Slim body design (2-1/4" diameter) for comfort and precision
- Large and conveniently located shaft lock button for fast bit changes

Model XOC01MB Includes: (2) 18V LXT® Lithium-Ion 4.0Ah Battery (BL1840B), 18V Lithium-Ion Rapid Optimum Charger (DC18RC), 1/8" Cut-Out Bit (193446-8), Spanner Wrench (781008-0), Tool Bag

Model XOC01Z Includes: Tool Only; Battery and Charger not included

Collet Capacity	1/8", 1/4"
No Load Speed	30,000 RPM
Battery	18V LXT® Lithium-Ion
Overall Length	12-3/8"
Net Weight (with battery)	3.7 lbs.
Shipping Weight	11 lbs.

**FS2701****2,500 RPM SCREWDRIVER**
6-Stage Torque Adjustment

- Powerful 6.0 AMP motor with 0-2,500 RPM to handle the most challenging applications
- Less weight (only 4.0 lbs.) with precision balance for ultimate user comfort
- Built-in L.E.D. light illuminates the work area for greater productivity in low-light applications
- Steel-reinforced belt clip for user convenience and increased durability
- Directional air-flow vents channel the tool's air output away from the user's face
- Large trigger with lock-on button located mid-handle for operator convenience

Model FS2701 Includes: 5/16" Magnetic Nutsetter, 2-5/8" (784804-5)

Bit Type	1/4" Hex
No Load Speed (variable speed)	0 - 2,500 RPM
AMPS	6
Overall Length	11-1/8"
Net Weight	4 lbs.
Shipping Weight	3.306 lbs.

**6844****AUTOFEED SCREWDRIVER**
"Tool-less" Screw Depth Adjustment

- High torque for driving screws up to 2-15/16" long
- Adjustable stopper base can be set for different screw lengths
- Ergonomic in-line D-handle design for driving control
- Silent clutch for reduced maintenance and quiet operation
- Belt clip for attaching to belt or holster
- "Tool-less" screw depth adjustment for easy depth settings

Model 6844 Includes: #2 Phillips Power Bit, 5/pk (B-10475), Tool Case

Bit Type	1/4" Hex
Collated Screw Capacity	1-3/4" - 2-15/16"
No Load Speed	3,000 RPM
AMPS	4.3
Overall Length	17-1/4"
Net Weight	4.5 lbs.
Shipping Weight	11.02 lbs.

**NEW XRF02****18v LXT®**
AUTOFEED SCREWDRIVER KIT
Ideal for Hanging Drywall

- Makita-built 4-pole motor delivers superior fastening speed with 4,000 RPM
- High collated screw capacity range: 1" to 2-1/8"
- Screw guide prevents screw strip tangling and can fold against the autofeed housing for easy storing
- Rugged aluminum dust-proof autofeed housing provides smooth sliding action

Model XRF02 Includes: (2) 18v LXT® Lithium-Ion 3.0Ah Battery (BL1830), 18v Lithium-Ion Rapid Optimum Charger (DC18RC), #2 Phillips Power Bit, 2/pk (B-10481), Square Power Bit, 1/pk (784645-9), Tool Bag**Model XRF02Z Includes:** Tool Only; Battery and Charger not included

Bit Type	1/4" Hex
Collated Screw Capacity	1" - 2-3/16"
No Load Speed	4,000 RPM
Battery	18V LXT® Lithium-Ion
Overall Length	16-3/4"
Net Weight (with battery)	5.1 lbs.
Shipping Weight	13.4 lbs.

**6952****1/4" IMPACT DRIVER**
Fast 0-3,200 RPM and High Torque of 88.5 ft.lbs.

- Variable speed trigger (0 - 3,200 RPM) for easy operation
- Impact resistant aluminum housing for gear protection and durability
- Compact and lightweight (3.1 lbs.) for both vertical and horizontal applications
- Rubberized pistol grip provides increased comfort on the job
- Dual ball bearings for longer tool life
- 2.3 AMP motor for high performance (0-3,100 IPM)

Model 6952 Includes: Belt Clip (324284-9), Tool Case

Capacity:	Hex Drive (1/4")
Impacts Per Minute (variable speed)	0 - 3,100 IPM
No Load Speed (variable speed)	0 - 3,200 RPM
Maximum Torque (ft.lbs./N•m)	120 ft.lbs./162 N•m
AMPS	2.3
Overall Length	9"
Net Weight	3.1 lbs.
Shipping Weight	6.6 lbs.

**6953****1/2" IMPACT WRENCH**
W/ DETENT PIN ANVIL
0 - 3,000 RPM and Max Torque of 110 ft.lbs.

- All metal hammer casing to withstand all environments
- Externally accessible brushes for easy replacement
- 0 - 3,000 impacts per minute for maximum efficiency
- Compact length for easier handling and operator control
- Convenient belt clip attaches to both sides of the tool
- Ideal for garage door installers, metal framers and deck builders

Model 6953 Includes: Belt Clip (324284-9), Tool Case

Capacity:	Square Drive (1/2")
Impacts Per Minute (variable speed)	0 - 3,000 IPM
No Load Speed (variable speed)	0 - 3,000 RPM
Maximum Torque (ft.lbs./N•m)	110 ft.lbs./150 N•m
AMPS	2.5
Overall Length	9-1/8"
Net Weight	3.3 lbs.
Shipping Weight	6.6 lbs.

**TW0200****1/2" IMPACT WRENCH**
W/ DETENT PIN ANVIL
Max Torque of 150 ft.lbs.

- Variable speed 0 - 2,200 RPM for controlled fastening
- Efficient impact system with less vibration
- Externally accessible brushes for easy replacement
- Precision gearing with ball and needle bearing construction for smooth and efficient power transmission
- Compact and lightweight (4.9 lbs.) for use in close quarters
- Impact-resistant aluminum gear case with rubber boot for increased durability

Model TW0200 Includes: Belt Clip (324284-9), Tool Case

Capacity:	Square Drive (1/2")
Impacts Per Minute (variable speed)	0 - 2,200 IPM
No Load Speed (variable speed)	0 - 2,200 RPM
Maximum Torque (ft.lbs./N•m)	150 ft.lbs./200 N•m
AMPS	3.3
Overall Length	9-7/8"
Net Weight	4.9 lbs.
Shipping Weight	8.8 lbs.

Screwdriver
Accessories**Nose Cone**

Model	Part #
FS2200, FS4200/A/TP, FS6200/TP, LXSFO1	195542-8

Nose Cone

Model	Part #
6825, 6823N, 68245N/NA	151726-8
6821, 6826	152483-1
XDT01, XDT08, XDT04, XDT09	194633-2
FS2200, FS4200/A/TP, FS6200/TP, XSF03	158876-0

Locator

Size	Model	Part #
1/4"	6826N	152821-7
5/16"		152822-5
5/16"	FS2500	450967-6
3/8"	6826	152823-3
For Power Bits	6827	322120-3

Power Cords

Length	Model	Part #
8.4'	FS2200, FS2500, FS4200, FS6200	664064-4
50'	FS4200TP, FS6200TP	699037-8
50'	FS4200A	660066-8-50

Drywall Cut-Out Tool
Accessories**Industrial Cut-Out Bits**

Description	Size	Qty./Pkg.	Model	Part #
Drywall/ Guide Tip	1/8"	10	3706, XOC01	193452-3
Window/ Door	1/4"	1		193453-1

Circular Guide

Description	Model	Part #
Cleaner, more precise circle/arc cuts up to 14" in diameter	3706, XOC01	193454-9

Collet Cone and Adaptor

Description	Size	Model	Part #
Collet Cone	1/4"		763608-8
Collet Cone	1/8"	3706	763660-6
Collet Cone	1/4"		763676-1
Collet Cone	1/8"	XOC01	763677-9

Autofeed Screwdriver
Accessories**Autofeed Screwdriver**
30" Extension Handle

Model	Part #
6834	192501-3
6844, BFR750, XRF01	194500-1



TW0350

1/2" IMPACT WRENCH W/ DETENT PIN ANVIL Max Torque of 258 ft.lbs.

- Powerful 3.5 AMP motor delivers 2,000 RPM/IPM for heavy duty applications
- Efficient impact system with less vibration
- Externally accessible brushes for easy replacement
- Precision gearing with ball and needle bearing construction for efficient power transmission
- Compact and lightweight (6.6 lbs.) for use in close quarters
- Impact resistant aluminum gear housing with rubber boot for increased durability

Model TW0350 Includes: Belt Clip (324284-9), Tool Case

6906

3/4" IMPACT WRENCH W/ FRICTION RING ANVIL Max Torque of 433 ft.lbs.

- Powerful 9.0 AMP motor delivers 1,700 RPM for heavy duty applications
- Precision gearing with ball and needle bearing construction for smooth and efficient power transmission
- Rocker switch with forward/reverse operation for user convenience
- Side handle rotates 360° for operator convenience
- Externally accessible brushes for easy replacement

Model 6906 Includes: Side Handle (122464-9), Steel Tool Case

TW1000

1" IMPACT WRENCH W/ FRICTION RING ANVIL Large Hammer for Greater Impact Power

- Max torque of 738 ft.lbs.
- Efficient impact system with less vibration
- Externally accessible brushes for easy replacement, and ball bearings for longer tool life
- Side handle rotates 360° for operator convenience
- Impact resistant aluminum gear housing with rubber boot for protection and increased durability
- Rocker switch with forward/reverse operation for user convenience

Model TW1000 Includes: Side Handle (123018-5), Tool Case

6922NB

3/4" SHEAR WRENCH Compact and Lightweight Yet Powerful

- Delivers 593 ft.lbs. of max torque for the most demanding applications
- Anti-slipping mechanism: tool won't start until inner sleeve engages with bolt tip
- Bolt tip ejecting lever located by power trigger for increased convenience
- Light weight design at only 10.6 lbs.

Model 6922NB Includes: Outer Sleeve, 3/4" - M20 (764361-9), Outer Sleeve, 7/8" - M22 (153909-6), Screwdriver (783001-0), Inner Sleeve, 7/8" - M22 (764418-6), Steel Tool Case

Capacity:	Square Drive (1/2")
Impacts Per Minute	2,000 IPM
No Load Speed (variable speed)	0 - 2,000 RPM
Maximum Torque (ft.lbs./N•m)	258 ft.lbs./350 N•m
AMPS	3.5
Overall Length	11-1/8"
Net Weight	6.6 lbs.
Shipping Weight	11 lbs.

Capacity:	Square Drive (3/4")
Impacts Per Minute	1,600 IPM
No Load Speed	1,700 RPM
Maximum Torque (ft.lbs./N•m)	433 ft.lbs./588 N•m
AMPS	9
Overall Length	12-7/8"
Net Weight	12.3 lbs.
Shipping Weight	22 lbs.

Capacity:	Square Drive (1")
Impacts Per Minute	1,500 IPM
No Load Speed	1,400 RPM
Maximum Torque (ft.lbs./N•m)	738 ft.lbs./1,000 N•m
AMPS	12
Overall Length	15"
Net Weight	19 lbs.
Shipping Weight	19.8 lbs.

Capacity:	Bolt Drive (5/8", 3/4", 7/8")
No Load Speed	18 RPM
Maximum Torque (ft.lbs./N•m)	593 ft.lbs./804 N•m
Overall Length	9-13/16"
Net Weight	10.6 lbs.
Shipping Weight	20.12 lbs.



XWT08Z



XWT07Z



XWT09Z



XWT02Z



18v LXT® BRUSHLESS HIGH TORQUE 1/2" IMPACT WRENCH KIT Perfect for High Torque Fastening Applications

- BL™ Motor delivers 740 ft.lbs. of Max Torque and 1,180 ft.lbs. of breakaway torque
- 3-speed (0-900/0-1,000/0-1,800 RPM & 0-1,800/0-2,000/0-2,200 IPM) for precise fastening control
- Compact and ergonomic design at only 9" long
- 1/2" anvil with friction ring for quick and easy socket changes

Model XWT08M Includes: (2) 18V LXT® Lithium-Ion 4.0Ah Battery (BL1840B), 18V Lithium-Ion Rapid Optimum Charger (DC18RC), Tool Bag

Model XWT08Z Includes: Tool Only; Battery and Charger not included

Square Drive	1/2"
No Load Speed (3 speed)	0 - 900 / 0 - 1,000 / 0 - 1,800 RPM
Impacts Per Minute (3 speed)	0 - 1,800 / 0 - 2,000 / 0 - 2,200 IPM
Maximum Torque (ft.lbs.)	740 ft.lbs.
Battery	18V LXT® Lithium-Ion
Overall Length	9"
Net Weight (with battery)	7.9 lbs.
Shipping Weight	16.2 lbs.



18v LXT® BRUSHLESS HIGH TORQUE 3/4" IMPACT WRENCH KIT Perfect for High Torque Fastening Applications

- BL™ Motor delivers 780 ft.lbs. of Max Torque and 1,250 ft.lbs. of breakaway torque
- 3-speed power selection switch (0-900/0-1,000/0-1,800 RPM & 0-1,800/0-2,000/0-2,200 IPM) provides precise fastening control
- 3/4" anvil with friction ring and thru hole retention system for maximum productivity

Model XWT07M Includes: (2) 18V LXT® Lithium-Ion 4.0Ah Battery (BL1840B), 18V Lithium-Ion Rapid Optimum Charger (DC18RC), Tool Bag

Model XWT07Z Includes: Tool Only; Battery and Charger not included

Square Drive	3/4"
No Load Speed (3 speed)	0 - 900 / 0 - 1,000 / 0 - 1,800 RPM
Impacts Per Minute (3 speed)	0 - 1,800 / 0 - 2,000 / 0 - 2,200 IPM
Maximum Torque (ft.lbs.)	780 ft.lbs.
Battery	18V LXT® Lithium-Ion
Overall Length	9"
Net Weight (with battery)	8.1 lbs.
Shipping Weight	16.6 lbs.



18v LXT® BRUSHLESS HIGH TORQUE 7/16" HEX IMPACT DRILL KIT Perfect for High Torque Drilling Applications

- BL™ Motor delivers 590 ft.lbs. of Max Torque
- 3-speed power selection switch (0-900/0-1,000/0-1,800 RPM & 0-1,800/0-2,000/0-2,200 IPM) provides the user with precise fastening control
- The BL™ Brushless Motor eliminates carbon brushes, enabling the BL Motor to run cooler and more efficiently for longer life
- Efficient BL™ Brushless motor is electronically controlled to optimize battery energy use for up to 50% longer run time per charge

Model XWT09T Includes: 18V LXT® Lithium-Ion 5.0Ah Battery (BL1850B), 18V Lithium-Ion Rapid Optimum Charger (DC18RC), Tool Bag

Model XWT09Z Includes: Tool Only; Battery and Charger not included

Hex Shank	7/16"
No Load Speed (3 speed)	0 - 900 / 0 - 1,000 / 0 - 1,800 RPM
Impacts Per Minute (3 speed)	0 - 1,800 / 0 - 2,000 / 0 - 2,200 IPM
Maximum Torque (ft.lbs.)	590 ft.lbs.
Battery	18V LXT® Lithium-Ion
Overall Length	9"
Net Weight (with battery)	8.1 lbs.
Shipping Weight	16.7 lbs.



18v LXT® BRUSHLESS 3-SPEED 1/2" IMPACT WRENCH KIT Improved Fastening Control

- BL™ Brushless Motor delivers 210 ft.lbs. of Max Torque
- Compact and ergonomic design at only 5-3/4" long
- 3-speed power selection switch (0-1,600/0-2,100/0-2,800 RPM & 0-1,800/0-2,600/0-3,500 IPM) for precise fastening control
- Efficient BL™ Brushless Motor is electronically controlled to optimize battery energy use for up to 50% longer run time per charge

Model XWT02MB Includes: (2) 18V LXT® Lithium-Ion 4.0Ah Battery (BL1840B), 18V Lithium-Ion Rapid Optimum Charger (DC18RC), Tool Bag

Model XWT02Z Includes: Tool Only; Battery and Charger not included

Square Drive	1/2"
No Load Speed (3 speed)	0 - 1,600 / 0 - 2,100 / 0 - 2,800 RPM
Impacts Per Minute (3 speed)	0 - 1,800 / 0 - 2,600 / 0 - 3,500 IPM
Maximum Torque (ft.lbs./N•m)	210 ft.lbs./280 N•m
Battery	18V LXT® Lithium-Ion
Overall Length	5-3/4"
Net Weight (with battery)	3.8 lbs.
Shipping Weight	12 lbs.

SJS II

**5" SJS™ II
Angle Grinder
GA5042C**

SJS II

**4-1/2" SJS™ II
Angle Grinder
GA4542C**

**ANGLE
GRINDERS**



pgs. 56-60

**DIE
GRINDERS**



pg. 60-61

**SANDERS /
POLISHERS**



pg. 62

**NIBBLERS /
SHEARS**



pg. 63

SAWS



pg. 64

ACCESSORIES



pgs. 108 - 115



GA4030 / GA4030K

4" ANGLE GRINDER

Small Diameter Barrel Grip (Only 2-1/4")

- Powerful 6.0 AMP motor delivers 11,000 RPM
- Compact design at only 3.7 lbs.
- Labyrinth construction seals and protects motor and bearings
- Slide switch design with lock-on
- Ideal for welders, fabricators, masons, maintenance/repair and more

Model GA4030 Includes: 4"x3/16" Grinding Wheel, Bulk (741402-B), 4" Wheel Guard (125885-4), Lock Nut (194608-1), Lock Nut Wrench (782420-7), Side Handle (153504-2), Inner Flange (224377-1)

Model GA4030 Includes: Same as GA4030 plus Tool Case



GA4530

4-1/2" ANGLE GRINDER

Small Diameter Barrel Grip (Only 2-1/4")

- Powerful 6.0 AMP motor delivers 11,000 RPM
- Compact design at only 4.0 lbs.
- Labyrinth construction seals and protects motor and bearings
- Slide switch design with lock-on

Model GA4530 Includes: 4-1/2" Grinding Wheel (A-95956), 4-1/2" Wheel Guard (122886-3), Lock Nut (194608-1), Lock Nut Wrench (782420-7), Inner Flange (224377-1), Side Handle (153504-2)



GA4534

AC/DC

4-1/2" PADDLE SWITCH ANGLE GRINDER

Small Diameter Barrel Grip (Only 2-1/4")

- Powerful 6.0 AMP motor delivers 11,000 RPM
- Compact design at only 4.2 lbs.
- Labyrinth construction seals and protects motor and bearings
- Paddle switch with no lock-on
- AC/DC switch for use with alternative power sources

Model GA4534 Includes: 4-1/2" Grinding Wheel (741423-B), 4-1/2" Wheel Guard (122886-3), Lock Nut Wrench (782424-9), Side Handle (153504-2), Inner Flange (224399-1), Lock Nut (224568-4)



9557NB

AC/DC

4-1/2" ANGLE GRINDER

AC/DC Switch for Use with Alternative Power Source

- Powerful 7.5 AMP motor delivers 11,000 RPM for high output power
- Compact design with small 2-1/2" diameter barrel and weighs only 4.5 lbs. for added comfort
- Protective zig-zag varnish seals the armature from dust and debris for longer tool life
- Labyrinth construction seals and protects the drive gear and bearings from contamination
- AC/DC slide switch for use with alternative power source

Model 9557NB Includes: 4-1/2" Grinding Wheel (A-95956), 4-1/2" Wheel Guard (125273-5), Lock Nut (193465-4), Lock Nut Wrench (782422-3), Inner Flange (224399-1), Side Handle (153489-2)

Wheel Diameter	4"
AMPS	6
No Load Speed	11,000 RPM
Spindle Thread	M10 x 1.25
Lock-On: (Yes)	Lock-Off: (No)
Grinder Switch Type	Body grip/slide
Overall Length	10-1/2"
Net Weight	3.7 lbs.
Shipping Weight	GA4030 (6.28 lbs.), GA4030K (8.1 lbs.)

Wheel Diameter	4-1/2"
AMPS	6
No Load Speed	11,000 RPM
Spindle Thread	5/8" - 11 UNC
Lock-On: (Yes)	Lock-Off: (No)
Grinder Switch Type	Body grip/slide
Overall Length	10-1/2"
Net Weight	4 lbs.
Shipping Weight	6.28 lbs.

Wheel Diameter	4-1/2"
AMPS	6
No Load Speed	11,000 RPM
Spindle Thread	5/8" - 11 UNC
Lock-On: (No)	Lock-Off: (Yes)
Grinder Switch Type	Body grip/paddle
Overall Length	10-3/8"
Net Weight	4.2 lbs.
Shipping Weight	6.05 lbs.

Wheel Diameter	4-1/2"
AMPS	7.5
No Load Speed	10,000 RPM
Spindle Thread	5/8" - 11 UNC
Lock-On: (Yes)	Lock-Off: (No)
Grinder Switch Type	Body grip/slide
Overall Length	10-5/8"
Net Weight	4.5 lbs.
Shipping Weight	6.28 lbs.



9557PB

AC/DC

4-1/2" PADDLE SWITCH ANGLE GRINDER

Large Flush-Mount Paddle Switch for Comfortable Operation


- Powerful 7.5 AMP motor delivers 11,000 RPM for high output power
- Compact design with small 2-1/2" diameter barrel and weighs only 4.5 lbs. for added comfort
- Protective zig-zig varnish seals the armature from dust and debris for longer tool life
- Labyrinth construction seals and protects the drive gear and bearings from contamination

Model 9557PB Includes: 4-1/2" Grinding Wheel (A-95956), 4-1/2" Wheel Guard (125273-5), Lock Nut (193465-4), Lock Nut Wrench (782422-3), Side Handle (153489-2), Inner Flange (224399-1)

Wheel Diameter	4-1/2"
AMPS	7.5
No Load Speed	11,000 RPM
Spindle Thread	5/8" - 11 UNC
Lock-On: (Yes)	Lock-Off: (Yes)
Grinder Switch Type	Body grip/paddle
Overall Length	10-3/4"
Net Weight	4.5 lbs.
Shipping Weight	6.39 lbs.

INNOVATION


SJS® - SUPER JOINT SYSTEM



The drive shaft from the armature to the drive gear is spring loaded.

If the wheel is forced to stop, the spring is compressed allowing the drive shaft to slip.

DURABILITY



Protective zig-zag varnish protects the armature coil by deflecting dust & debris

POWERFUL & EFFICIENT



COMFORT

Large paddle switch with lock-off and no lock-on feature



9564P

4-1/2" SJS™ PADDLE SWITCH ANGLE GRINDER

SJS™ Mechanical Clutch System Helps Prevent Motor and Gear Damage

- Powerful 10.0 AMP motor delivers more output and 10,500 RPM
- SJS™ technology is a mechanical clutch system that helps prevent motor and gear damage by allowing the drive shaft to slip
- Larger cooling fan and blades pull more air through the motor to help maintain lower operating temperature
- Large flush-mount paddle switch
- Labyrinth construction prevents debris from penetrating the motor, bearings and gears for longer tool life

Model 9564P Includes: Side Handle (153489-2), 4-1/2" Tool-less Wheel Guard (135107-4), Inner Flange (224399-1), Lock Nut (193465-4), Lock Nut Wrench (782424-9)

Wheel Diameter	4-1/2"
AMPS	10
No Load Speed	10,500 RPM
Spindle Thread	5/8" - 11 UNC
Lock-On: (No)	Lock-Off: (Yes)
Overall Length	12-1/8"
Grinder Switch Type	Body grip/paddle
Net Weight	5.1 lbs.
Shipping Weight	6.5 lbs.

Z
BUILT FOR
DURABILITY

BRUSHLESS

AUTOMATIC
SPEED CHANGE

NEW XAG10M XPT 4.0Ah BATTERY

18v LXT® BRUSHLESS 4-1/2" CUT-OFF/ANGLE GRINDER KIT

Electric Brake and Large Flush-Mount Paddle Switch

- Electric brake for maximum productivity
- Electronic RPM controller turns the motor off if rotation speed suddenly slows or wheel is forced to stop
- Automatic Speed Change™ technology adjusts speed and torque during operation for optimum performance

Model XAG10M Includes: (2) 18V LXT® Lithium-Ion 4.0Ah Battery (BL1840B), 18V Lithium-Ion Rapid Optimum Charger (DC18RC), 4-1/2" Grinding Wheel (A-95956), 4-1/2" Cut-Off Wheel (724115-A), 4-1/2" Wheel Guard (123144-0), 4-1/2" Cut-Off Wheel Guard (122910-2), Tool Case, Side Handle

Model XAG10Z Includes: Tool Only; Battery and Charger not included

Grinding Wheel	4-1/2"
No Load Speed	8,500 RPM
Spindle Thread	5/8" - 11 UNC
Lock-On: No	Lock-Off: Yes
Grinder Switch Type	Body grip/paddle
Battery	18V LXT® Lithium-Ion
Overall Length	14-1/4"
Net Weight (with battery)	5.6 lbs.
Shipping Weight	19.1 lbs.

Z
BUILT FOR
DURABILITY

BRUSHLESS

AUTOMATIC
SPEED CHANGE

XAG06MB XPT 4.0Ah BATTERY

18v LXT® BRUSHLESS 4-1/2" CUT-OFF/ANGLE GRINDER

Large Flush-Mount Paddle Switch for Comfortable Operation

- Automatic Speed Change™ technology adjusts speed and torque during operation for optimum performance
- Electronic RPM controller turns the motor off if rotation speed suddenly slows or wheel is forced to stop
- The BL™ Brushless Motor eliminates carbon brushes, enabling the BL™ Motor to run cooler and more efficiently for longer life; delivers 8,500 RPM

Model XAG06MB Includes: (2) 18V LXT® Lithium-Ion 4.0Ah Battery (BL1840B), 18V Lithium-Ion Rapid Optimum Charger (DC18RC), 4-1/2" Grinding Wheel (A-95956), 4-1/2" Cut-Off Wheel (724115-A), 4-1/2" Wheel Guard (123144-0), 4-1/2" Cut-Off Wheel Guard (122910-2), Side Handle, Tool Case

Model XAG06Z Includes: Tool Only; Battery and Charger not included

Grinding Wheel	4-1/2"
No Load Speed	8,500 RPM
Spindle Thread	5/8" - 11 UNC
Lock-On: No	Lock-Off: Yes
Grinder Switch Type	Body grip/paddle
Battery	18V LXT® Lithium-Ion
Overall Length	14-1/4"
Net Weight (with battery)	5.6 lbs.
Shipping Weight	19.1 lbs.

Z
BUILT FOR
DURABILITY

BRUSHLESS

AUTOMATIC
SPEED CHANGE

XAG03MB XPT 4.0Ah BATTERY

18v LXT® BRUSHLESS 4-1/2" CUT-OFF/ANGLE GRINDER KIT

Slide Switch For User Convenience

- BL™ Brushless motor delivers 8,500 RPM
- Automatic Speed Change™ technology adjusts speed and torque during operation for optimum performance
- The BL™ Brushless Motor eliminates carbon brushes, enabling the BL™ Motor to run cooler and more efficiently for longer life

Model XAG03MB Includes: (2) 18V LXT® Lithium-Ion 4.0Ah Battery (BL1840B), 18V Lithium-Ion Rapid Optimum Charger (DC18RC), 4-1/2" Grinding Wheel (A-95956), 4-1/2" Cut-Off Wheel (724115-A), 4-1/2" Wheel Guard (123144-0), 4-1/2" Cut-Off Wheel Guard (122910-2), Side Handle, Tool Case

Model XAG03Z Includes: Tool Only; Battery and Charger not included

Grinding Wheel	4-1/2"
No Load Speed	8,500 RPM
Spindle Thread	5/8" - 11 UNC
Lock-On: Yes	Lock-Off: No
Grinder Switch Type	Body grip/slide
Battery	18V LXT® Lithium-Ion
Overall Length	14-1/4"
Net Weight (with battery)	5.5 lbs.
Shipping Weight	19 lbs.



9558PB

AC/DC

5" PADDLE SWITCH ANGLE GRINDER

Large Flush-Mount Paddle Switch for Comfortable Operation

- Powerful 7.5 AMP motor for heavy professional grinding applications
- Small diameter barrel grip for added comfort
- Labyrinth construction seals and protects motor and bearings from contamination
- AC/DC Switch for use with alternative power source
- Protective zig-zig varnish seals the armature from dust and debris for longer tool life

Model 9558PB Includes: 5" x 1/4" x 7/8" INOX Grinding Wheel, 36 Grit (A-95962), 5" Wheel Guard (125274-3), Lock Nut (193465-4), Lock Nut Wrench (782422-3), Side Handle (153489-2), Inner Flange (224399-1)

Wheel Diameter	5"
AMPS	7.5
No Load Speed	10,000 RPM
Spindle Thread	5/8" - 11 UNC
Lock-On: No	Lock-Off: Yes
Grinder Switch Type	Body grip/paddle
Overall Length	10-3/4"
Net Weight	4.6 lbs.
Shipping Weight	6.62 lbs.

SUPER JOINT SYSTEM
SJS

9565PCV

13 AMP

5" SJS™ HIGH-POWER PADDLE SWITCH ANGLE GRINDER

Paddle Switch and Variable Speed Dial for Operator Convenience

- Powerful 13.0 AMP motor delivers more output and variable (2,800 - 10,500) RPM for the most demanding applications
- SJS™ technology is a mechanical clutch system that minimizes motor and gear damage by allowing the drive shaft to slip if the wheel is forced to stop
- Variable speed control dial enables user to match the speed to the application

Model 9565PCV Includes: 5" x 1/4" x 7/8" INOX Grinding Wheel, 36 Grit (A-95962), Side Handle (153489-2), 5" Tool-less Wheel Guard (135108-2), Inner Flange (224399-1), Lock Nut (193465-4), Lock Nut Wrench (782424-9)

Wheel Diameter	5"
AMPS	13
No Load Speed	10,500 RPM
Spindle Thread	5/8" - 11 UNC
Lock-On: No	Lock-Off: Yes
Grinder Switch Type	Body grip/paddle
Overall Length	12-1/8"
Net Weight	4.2 lbs.
Shipping Weight	7.3 lbs.

SUPER JOINT SYSTEM
SJS

9565PC / 9564PC (4 1/2")

13 AMP

5" SJS™ PADDLE SWITCH ANGLE GRINDER

SJS™ Mechanical Clutch System Helps Prevent Motor and Gear Damage

- Powerful 13.0 AMP motor delivers more output and 10,500 RPM
- Constant speed control automatically applies additional power to the motor to maintain speed under load
- Electronic current limiter helps protect the motor from overload. Large no lock-on paddle switch with lock-off for comfortable operation

Model 9565PC Includes: 5" x 1/4" x 7/8" INOX Grinding Wheel, 36 Grit (A-95962), Side Handle (153489-2), 5" Tool-less Wheel Guard (135108-2), Inner Flange (224399-1), Lock Nut (193465-4), Lock Nut Wrench (782424-9)

Model 9564PC Includes: Same as 9565PC except 4-1/2" x 1/4" x 7/8" INOX Grinding Wheel, 36 Grit (A-95956) and 4-1/2" Tool-less Wheel Guard (135107-4)

Wheel Diameter	9565PC (5"), 9564PC (4-1/2")
AMPS	13
No Load Speed	10,500 RPM
Spindle Thread	5/8" - 11 UNC
Lock-On: (No)	Lock-Off: (Yes)
Grinder Switch Type	Body grip/paddle
Overall Length	12-1/8"
Net Weight	9565PC (5.3 lbs.), 9564PC (5.3 lbs.)
Shipping Weight	9565PC (7.2 lbs.), 9564PC (7.2 lbs.)

SUPER JOINT SYSTEM
SJS

9565CV / 9564CV (4 1/2")

12 AMP

5" SJS™ ANGLE GRINDER

Electronic Controller for Increased Durability

- Powerful 12.0 AMP Motor Delivers More Output and 10,500 RPM
- Variable speed control dial enables user to match the speed to the application
- Constant speed control automatically applies additional power to the motor to maintain speed under load
- Soft start suppresses start-up reaction for smooth start-ups and longer gear life

Model 9565CV Includes: 5" x 1/4" x 7/8" INOX Grinding Wheel, 36 Grit (A-95962), Lock Nut Wrench (782412-6), Side Handle (153489-2), Lock Nut (193465-4), Inner Flange (224378-9), 5" Tool-less Wheel Guard (135108-2)

Model 9564CV Includes: Same as 9565CV except 4-1/2" x 1/4" x 7/8" INOX Grinding Wheel, 36 Grit (A-95956) and 4-1/2" Tool-less Wheel Guard (135107-4)

Wheel Diameter	9565CV (5"), 9564CV (4-1/2")
AMPS	12
No Load Speed (variable speed)	2,800 - 10,500 RPM
Spindle Thread	5/8" - 11 UNC
Lock-On: Yes	Lock-Off: No
Grinder Switch Type	Body grip/slide
Overall Length	11-3/4"
Net Weight	9565CV (5.2 lbs.), 9564CV (5.3 lbs.)
Shipping Weight	9565CV (7.4 lbs.), 9564CV (7.3 lbs.)



9005B / 9005BZ

AC/DC

5" ANGLE GRINDER

Job Site Proven for Over 20 Years

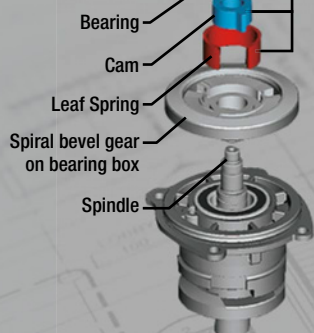
- Lightweight (6.6 lbs.) for high production work with less fatigue
- 9.0 AMP motor for powerful performance
- Side handle can be installed on either side of the tool for operator convenience
- Spindle lock for easy wheel changes
- Lock-on feature for continuous operation
- Alternate model 9005BZ features a no lock-on function

Model 9005B / 9005BZ Includes: 5" x 1/4" x 7/8" INOX Grinding Wheel, 36 Grit (A-95962), 5" Wheel Guard (135549-2), Side Handle (152492-0), Inner Flange (224378-9), Lock Nut (193465-4), Lock Nut Wrench (782412-6), Spindle Washer (261039-0)

Wheel Diameter	5"
AMPS	9
No Load Speed	10,000 RPM
Spindle Thread	5/8" - 11 UNC
Lock-On: Yes	Lock-Off: No
Grinder Switch Type	Rear trigger switch
Overall Length	14"
Net Weight	6.6 lbs.
Shipping Weight	9.3 lbs.

SJS II™

Two component system helps to reduce vibration



Leaf Spring



SJS™ II provides a leaf spring and cam gear drive mechanism engineered to reduce vibration for increased operator comfort during extended use. Includes vibration absorbing side handle which provides increased comfort on the job.

SJS II

GA5042C shown

GA5042C / GA4542C (4 1/2")

HIGH POWER 12

5" SJS™ II ANGLE GRINDER SJS™ II Technology Reduces Vibration for User Comfort

- Powerful 12.0 AMP motor delivers more output and variable (2,800 - 11,000) RPM
- SJS™ II provides a leaf spring and cam gear drive mechanism that is engineered to reduce vibration for increased operator comfort during extended use
- Variable speed control dial enables user to match the speed to the application

Model GA5042C Includes: Inner Flange (224399-1), Lock Nut Wrench (782412-6), 5" x 1/4" x 7/8" INOX Grinding Wheel, 36 Grit (A-95962), 5" Tool-less Wheel Guard (123145-8), Side Handle (162258-0), Lock Nut (224568-4)

Model GA4542C Includes: Same as GA5042C except 4-1/2" x 1/4" x 7/8" INOX Grinding Wheel, 36 Grit (A-95956) and 4-1/2" Tool-Less Wheel Guard (123144-0)

Wheel Diameter	GA5042C (5"), GA4542C (4-1/2")
AMPS	12
No Load Speed (variable speed)	2,800 - 11,000 RPM
Spindle Thread	5/8" - 11 UNC
Lock-On: Yes	Lock-Off: No
Grinder Switch Type	Body grip/slide
Overall Length	11-7/8"
Net Weight	5.4 lbs.
Shipping Weight	8 lbs.

SJS II

GA5040X1

5" SJS™ II ANGLE GRINDER WITH TUCK POINT GUARD 5" Dust Extraction Tuck Point Guard and Diamond Blade

- Powerful 10.0 AMP motor delivers more output and 11,000 RPM
- SJS™ II provides a leaf spring and cam gear drive mechanism that is engineered to reduce vibration for increased operator comfort during extended use
- Includes 5" dust extraction tuck point guard for clean and accurate tuck pointing and cutting
- Labyrinth construction seals and protects the motor and bearings from dust and debris for longer tool life

Model GA5040X1 Includes: 5" Dust Extracting Tuck Point Guard (196845-3), Inner Flange (224399-1), Lock Nut Wrench (782412-6), 5" Dual Sandwich Diamond Tuck Point Blade (A-96017), 5" Tool-less Wheel Guard (123145-8), Side Handle (162258-0)

Wheel Diameter	5"
AMPS	10
No Load Speed	11,000 RPM
Spindle Thread	5/8" - 11 UNC
Lock-On: Yes	Lock-Off: No
Grinder Switch Type	Body grip/slide
Overall Length	11-7/8"
Net Weight	5.4 lbs.
Shipping Weight	12 lbs.

SJS II

GA5042CX1

HIGH POWER 12

5" SJS™ II HIGH-POWER GRINDER WITH TUCK POINT GUARD 5" Dust Extraction Tuck Point Guard and Diamond Blade

- Powerful 12.0 AMP motor delivers more output and variable (2,800 - 11,000) RPM
- SJS™ II provides a leaf spring and cam gear drive mechanism that is engineered to reduce vibration for increased operator comfort during extended use
- Includes a 5" dust extraction tuck point guard for clean and accurate tuck pointing and cutting

Model GA5042CX1 Includes: 5" Dust Extracting Tuck Point Guard (196845-3), Inner Flange (224399-1), Lock Nut Wrench (782412-6), 5" Dual Sandwich Diamond Tuck Point Blade (A-96017), 5" Tool-less Wheel Guard (123145-8), Lock Nut (224568-4)

Wheel Diameter	5"
AMPS	12
No Load Speed (variable speed)	2,800 - 11,000 RPM
Spindle Thread	5/8" - 11 UNC
Lock-On: Yes	Lock-Off: No
Grinder Switch Type	Body grip/slide
Overall Length	11-7/8"
Net Weight	5.4 lbs.
Shipping Weight	13 lbs.



SJS

GA5020

AC/DC

5" SJS™ ANGLE GRINDER Electric Brake for Maximum Productivity

- Powerful 10.5 AMP motor delivers 11,000 RPM to handle the most demanding applications
- SJS™ technology is a mechanical clutch system that helps prevent motor and gear damage by allowing the drive shaft to slip
- "Tool-less" wheel guard for more convenient adjustments
- AC/DC switch for use with alternative power source
- No lock-on feature for more convenience

Model GA5020 Includes: 5" x 1/4" x 7/8" INOX Grinding Wheel, 36 Grit (A-95962), 5" Tool-less Wheel Guard (135108-2), Inner Flange (224399-1), Lock Nut (193465-4), Lock Nut Wrench (782424-9), Side Handle (153504-2)

Wheel Diameter	5"
AMPS	10.5
No Load Speed	11,000 RPM
Spindle Thread	10.5
Lock-On: No	Lock-Off: No
Grinder Switch Type	Rear trigger switch
Overall Length	14"
Net Weight	5.9 lbs.
Shipping Weight	8.8 lbs.



SJS

GA5020Y

AC/DC

5" SJS™ ANGLE GRINDER Electric Brake for Maximum Productivity

- Powerful 10.5 AMP motor delivers 11,000 RPM to handle the most demanding applications
- SJS™ technology is a mechanical clutch system that helps prevent motor and gear damage by allowing the drive shaft to slip
- "Tool-less" wheel guard for more convenient adjustments
- AC/DC switch for use with alternative power source
- No lock-on feature for more convenience

Model GA5020Y Includes: 5" x 1/4" x 7/8" INOX Grinding Wheel, 36 Grit (A-95962), 5" Tool-less Wheel Guard (135108-2), Inner Flange (224399-1), Lock Nut (193465-4), Lock Nut Wrench (782424-9), Side Handle (153504-2)

Wheel Diameter	5"
AMPS	10.5
No Load Speed	11,000 RPM
Spindle Thread	5/8" - 11 UNC
Lock-On: No	Lock-Off: Yes
Grinder Switch Type	Rear trigger switch
Overall Length	14"
Net Weight	5.9 lbs.
Shipping Weight	7.9 lbs.



GA5010Z

AC/DC

5" ANGLE GRINDER 10.5 AMP Motor and Labyrinth Construction

- Powerful 10.5 AMP motor delivers more output for increased performance
- Refined design at only 5.8 lbs.
- AC/DC switch for use with alternative power source
- Labyrinth construction seals and protects motor and bearings from contamination
- Externally accessible brushes for greater serviceability

Model GA5010Z Includes: 5" x 1/4" x 7/8" INOX Grinding Wheel, 36 Grit (A-95962), Side Handle (153504-2), 5" Tool-less Wheel Guard (135108-2), Inner Flange (224399-1), Lock Nut (193465-4), Lock Nut Wrench (782424-9)

Wheel Diameter	5"
AMPS	10.5
No Load Speed	11,000 RPM
Spindle Thread	5/8" - 11 UNC
Lock-On: No	Lock-Off: No
Grinder Switch Type	Rear trigger switch
Overall Length	14"
Net Weight	5.8 lbs.
Shipping Weight	8.8 lbs.



SJS

9566PC / 9566PCX1

HIGH POWER 13

6" SJS™ PADDLE SWITCH CUT-OFF/ ANGLE GRINDER SJS™ Mechanical Clutch System Helps Prevent Motor and Gear Damage

- Powerful 13.0 AMP motor delivers more output and 9,000 RPM
- Constant speed control automatically applies additional power to the motor to maintain speed under load
- Soft start suppresses start-up reaction for smooth start-ups and longer gear life

Model 9566PC Includes: Side Handle (153489-2), 6" Cut-Off Wheel Guard (165486-6), Inner Flange, 9566PC/PCV (224390-9), Lock Nut (224574-9), Lock Nut Wrench (782424-9), 6" Cut-off Wheel, Metal (724117-A-25)

Model 9566PCX1 Includes: Same as 9566PC plus 6" x 1/4" x 7/8" INOX Grinding Wheel, 36 Grit (A-95978) and 6" Tool-Less Wheel Guard (135172-3)

Wheel Diameter	6"
AMPS	13
No Load Speed	9,000 RPM
Spindle Thread	5/8" - 11 UNC
Lock-On: No	Lock-Off: Yes
Grinder Switch Type	Body grip/paddle
Overall Length	12-1/8"
Net Weight	5.5 lbs.
Shipping Weight	9566PC (7.5 lbs.), 9566PCX1 (9.5 lbs.)

**9566CV****12**

6" SJS™ CUT-OFF/ANGLE GRINDER

Electronic Controller for Increased Durability

- Powerful 12.0 AMP motor delivers more output and 9,000 RPM
- Variable speed control dial enables user to match the speed to the application
- Constant speed control automatically applies additional power to the motor to maintain speed under load
- Soft start suppresses start-up reaction for smooth start-ups and longer gear life
- Electronic current limiter helps protect the motor from overload

Model 9566CV Includes: Lock Nut Wrench (782412-6), Lock Nut (224574-9), Side Handle (153489-2), Inner Flange, 9566CV/PC (224390-9), 6" Cut-Off Wheel Guard (165486-6), 6" x 7/8" x 1/16" Super Thin Cut-off Wheel, Metal (724117-A)

Wheel Diameter	6"
AMPS	12
No Load Speed (variable speed)	4,000 - 9,000 RPM
Spindle Thread	12.0
Lock-On: Yes	Lock-Off: No
Grinder Switch Type	Body grip/slide
Overall Length	11-3/4"
Net Weight	5.3 lbs.
Shipping Weight	7.7 lbs.

**GA6020YX1****AC/DC**

6" SJS™ CUT-OFF/ANGLE GRINDER

Electric Brake for Maximum Productivity

- Powerful 10.5 AMP motor delivers 10,000 RPM to handle the most demanding applications
- SJS™ technology is a mechanical clutch system that helps prevent motor and gear damage by allowing the drive shaft to slip
- Zig-zag varnish protects the armature coil from dust and debris for longer motor life
- Labyrinth construction prevents debris from penetrating the motor, bearings and gears for longer tool life

Model GA6020YX1 Includes: 6" x 1/4" x 7/8" INOX Grinding Wheel, 36 Grit (A-95978), Side Handle (153504-2), 6" Tool-less Wheel Guard (135172-3), Inner Flange (224361-6), Lock Nut (193465-4), 6" Cut-Off Wheel Guard (165744-0), Inner Flange, 9566CV/PC (224390-9), Lock Nut (224574-9), Lock Nut Wrench (782424-9), 6" x 7/8" x 1/16" Super Thin Cut-off Wheel, Metal (724117-A)

Wheel Diameter	6"
AMPS	10.5
No Load Speed	10,000 RPM
Spindle Thread	10.5
Lock-On: No	Lock-Off: Yes
Grinder Switch Type	Rear trigger switch
Overall Length	14"
Net Weight	6.7 lbs.
Shipping Weight	10 lbs.

**GA6020****AC/DC**

6" SJS™ ANGLE GRINDER

Electric Brake for Maximum Productivity

- Powerful 10.5 AMP motor delivers 10,000 RPM
- SJS™ technology is a mechanical clutch system that helps prevent motor and gear damage by allowing the drive shaft to slip
- Spiral bevel gears for smoother rotations and a more efficient transfer of energy
- Zig-zag varnish protects the armature coil from dust and debris for longer motor life
- "Tool-less" wheel guard for more convenient adjustments

Model GA6020 Includes: 6" x 1/4" x 7/8" INOX Grinding Wheel, 36 Grit (A-95978), Side Handle (153504-2), 6" Tool-less Wheel Guard (135172-3), Inner Flange (224361-6), Lock Nut (193465-4), Lock Nut Wrench (782424-9)

Wheel Diameter	6"
AMPS	10.5
No Load Speed	10,000 RPM
Spindle Thread	10.5
Lock-On: No	Lock-Off: No
Grinder Switch Type	Rear trigger switch
Overall Length	14"
Net Weight	6.7 lbs.
Shipping Weight	8.75 lbs.

**GA6010Z****AC/DC**

6" CUT-OFF/ANGLE GRINDER

AC/DC Switch for Use with Alternative Power Source

- Powerful 10.5 AMP motor delivers more output for increased performance
- Labyrinth construction seals and protects motor and bearings from contamination
- Two position adjustable side handle for operator convenience
- Rear handle and trigger design for more comfort during extended use
- Externally accessible brushes for greater serviceability

Model GA6010Z Includes: Side Handle (153504-2), 6" Cut-Off Wheel Guard (165486-6), Lock Nut Wrench (782424-9), Inner Flange, 9566CV/PC (224390-9), Lock Nut (224574-9), 6" x 7/8" x 1/16" Super Thin Cut-off Wheel, Metal (724117-A)

Wheel Diameter	6"
AMPS	10.5
No Load Speed	10,000 RPM
Spindle Thread	10.5
Lock-On: No	Lock-Off: No
Grinder Switch Type	Rear trigger switch
Overall Length	14"
Net Weight	5.9 lbs.
Shipping Weight	8.8 lbs.

**GA7011C**

7" ANGLE GRINDER

Electronic Controller for Increased Durability

- Powerful 15.0 AMP motor delivers 6,000 RPM
- Constant speed control automatically applies additional power to the motor to maintain speed under load
- Soft start suppresses start-up reaction for smooth start-ups and longer gear life
- Electronic current limiter helps protect the motor from overload
- "Tool-less" wheel guard for more convenient adjustments

Model GA7011C Includes: 7" x 7/8" x 1/4" Grinding Wheel, 24 Grit, General Purpose Metal (741413-3), Lock Nut Wrench (782412-6), Lock Nut (193465-4), Side Handle (152539-0), Inner Flange (224317-9)

Wheel Diameter	7"
AMPS	15
No Load Speed	6,000 RPM
Spindle Thread	10.5
Lock-On: Yes	Lock-Off: Yes
Grinder Switch Type	Rear trigger handle
Overall Length	17-7/8"
Net Weight	7.5 lbs.
Shipping Weight	11.91 lbs.

**GA7020****AC/DC**

7" ANGLE GRINDER

Powerful 15.0 AMP Motor Delivers 8,500 RPM

- Spiral bevel gears for smoother rotations and a more efficient transfer of energy
- Labyrinth construction prevents debris from penetrating the motor, bearings and gears for longer tool life
- Zig-zag varnish protects the armature coil from dust and debris for longer motor life
- Externally accessible brushes for easy serviceability
- "Tool-less" wheel guard for more convenient adjustments

Model GA7020 Includes: 7" x 7/8" x 1/4" Grinding Wheel, 24 Grit, General Purpose Metal (741413-3), Side Handle (152539-0), 7" Tool-less Wheel Guard (122767-1), Inner Flange (224317-9), Lock Nut (193465-4), Lock Nut Wrench (782412-6)

Wheel Diameter	7"
AMPS	15
No Load Speed	8,500 RPM
Spindle Thread	10.5
Lock-On: Yes	Lock-Off: No
Grinder Switch Type	Rear trigger handle
Overall Length	18-5/8"
Net Weight	12.2 lbs.
Shipping Weight	15.4 lbs.

**GA7021****AC/DC**

7" ANGLE GRINDER

Powerful 15.0 AMP Motor Delivers 6,000 RPM

- Spiral bevel gears for smoother rotations and a more efficient transfer of energy
- Labyrinth construction prevents debris from penetrating the motor, bearings and gears for longer tool life
- Zig-zag varnish protects the armature coil from dust and debris for longer motor life
- Externally accessible brushes for easy serviceability
- "Tool-less" wheel guard for more convenient adjustments

Model GA7021 Includes: 7" x 7/8" x 1/4" Grinding Wheel, 24 Grit, General Purpose Metal (741413-3), Side Handle (152539-0), 7" Tool-less Wheel Guard (122767-1), Inner Flange (224317-9), Lock Nut (193465-4), Lock Nut Wrench (782412-6)

Wheel Diameter	7"
AMPS	15
No Load Speed	6,000 RPM
Spindle Thread	10.5
Lock-On: Yes	Lock-Off: No
Grinder Switch Type	Rear trigger handle
Overall Length	18-5/8"
Net Weight	12.2 lbs.
Shipping Weight	15.4 lbs.

**GA7040S**

7" ANGLE GRINDER

Soft Start Suppresses Start-Up Reaction

- Powerful 15.0 AMP motor delivers 8,000 RPM
- Rear handle rotates with just the push of a button
- Vibration absorbing side handle provides increased comfort
- Spiral bevel gears for smoother rotations and a more efficient transfer of energy
- "Tool-less" wheel guard for more convenient adjustments

Model GA7040S Includes: 7" x 7/8" x 1/4" Grinding Wheel, 24 Grit, General Purpose Metal (741413-3), Side Handle (152539-0), 7" Tool-less Wheel Guard (122767-1), Inner Flange (224317-9), Lock Nut (193465-4), Lock Nut Wrench (782412-6)

Wheel Diameter	7"
AMPS	15
No Load Speed	8,000 RPM
Spindle Thread	10.5
Lock-On: Yes	Lock-Off: No
Grinder Switch Type	Rear trigger handle
Overall Length	20-1/8"
Net Weight	14.2 lbs.
Shipping Weight	17.3 lbs.



GA7031Y

AC/DC

7" ANGLE GRINDER

Rear Handle Rotates With Just the Push of a Button

- Powerful 15.0 AMP motor delivers 8,500 RPM
- Vibration absorbing side handle provides increased comfort on the job
- Wire mesh intake covers are engineered to prevent debris from entering motor
- Spiral bevel gears for smoother rotations and a more efficient transfer of energy
- "Tool-less" wheel guard for more convenient adjustments

Model GA7031Y Includes: Lock Nut Wrench (782412-6), 7" Tool-less Wheel Guard (122767-1), Side Handle (162264-5), Inner Flange (224317-9), Wire Mesh Intake Cover (194289-1)

Wheel Diameter	7"
AMPS	15
No Load Speed	8,500 RPM
Spindle Thread	10.5
Lock-On: No	Lock-Off: Yes
Grinder Switch Type	Rear trigger switch
Overall Length	19-7/8"
Net Weight	13.5 lbs.
Shipping Weight	18 lbs.



GA7001L

AC/DC

7" ANGLE GRINDER

Rugged All Metal Housing for Longer Tool Life

- Powerful 15.0 AMP motor delivers 6,000 RPM
- Enlarged all ball bearing construction for longer tool life
- Spiral bevel gears for smoother rotations and a more efficient transfer of energy
- Zig-zag varnish protects the armature coil from dust and debris for longer motor life
- AC/DC switch for use with alternative power source

Model GA7001L Includes: 7" x 7/8" x 1/4" Grinding Wheel, 24 Grit, General Purpose Metal (741413-3), 7" Wheel Guard (164477-4), Inner Flange (224111-9), Lock Nut (224512-1), Lock Nut Wrench (782412-6), Side Handle (152492-0), Spindle Washer (261039-0)

Wheel Diameter	7"
AMPS	15
No Load Speed	6,000 RPM
Spindle Thread	10.5
Lock-On: Yes	Lock-Off: No
Grinder Switch Type	Rear trigger switch
Overall Length	16-1/4"
Net Weight	12.6 lbs.
Shipping Weight	17.5 lbs.



GA7911

AC/DC

ANGLE SANDER

Rugged All Metal Housing for Longer Tool Life

- Powerful 15.0 AMP motor delivers 6,000 RPM
- Enlarged all ball bearing construction for longer tool life
- Spiral bevel gears for smoother rotations and a more efficient transfer of energy
- Zig-zag varnish protects the armature coil from dust and debris for longer motor life
- AC/DC switch for use with alternative power source

Model GA7911 Includes: Side Handle (152492-0), Spindle Washer (261039-0)

Grinding Wheels	7" or 9"
AMPS	15
No Load Speed	6,000 RPM
Spindle Thread	5/8" - 11 UNC
Lock-On: Yes	Lock-Off: No
Overall Length	16-1/4"
Net Weight	12.2 lbs.
Shipping Weight	13 lbs.



GA9020

AC/DC

9" ANGLE GRINDER

AC/DC Switch for Use with Alternative Power Sources

- Powerful 15.0 AMP motor delivers 6,000 RPM for the most demanding applications
- Spiral bevel gears for smoother rotations and a more efficient transfer of energy
- Labyrinth construction prevents debris from penetrating the motor, bearings and gears for longer tool life
- Zig-zag varnish protects the armature coil from dust and debris for longer motor life
- "Tool-less" wheel guard for more convenient adjustments

Model GA9020 Includes: 9" Grinding Wheel (741421-4), 9" Tool-less Wheel Guard (122768-9), Lock Nut (193465-4), Side Handle (152539-0), Inner Flange (224317-9), Lock Nut Wrench (782412-6)

Wheel Diameter	9"
AMPS	15
No Load Speed	6,000 RPM
Spindle Thread	10.5
Lock-On: Yes	Lock-Off: No
Grinder Switch Type	Rear trigger handle
Overall Length	18-5/8"
Net Weight	12.8 lbs.
Shipping Weight	17.2 lbs.



GA9031Y

AC/DC

9" ANGLE GRINDER

Rear Handle Rotates With Just the Push of a Button

- Powerful 15.0 AMP motor delivers 6,600 RPM
- Three position vibration absorbing side handle for increased comfort
- Wire mesh intake covers are engineered to prevent debris from entering motor
- Spiral bevel gears for smoother rotations and a more efficient transfer of energy
- "Tool-less" wheel guard for more convenient adjustments

Model GA9031Y Includes: Lock Nut Wrench (782412-6), 9" Tool-less Wheel Guard (122768-9), Side Handle (162264-5), Inner Flange (224317-9), Wire Mesh Intake Cover (194289-1)

Wheel Diameter	9"
AMPS	15
No Load Speed	6,600 RPM
Spindle Thread	10.5
Lock-On: No	Lock-Off: Yes
Grinder Switch Type	Rear trigger switch
Overall Length	19-7/8"
Net Weight	14 lbs.
Shipping Weight	18 lbs.



GA9040S

9" ANGLE GRINDER

Soft Start Suppresses Start-Up Reaction

- Powerful 15.0 AMP motor delivers 6,000 RPM
- Rotatable back handle for increased comfort in various orientations
- Three position vibration absorbing side handle for increased comfort
- Spiral bevel gears for smoother rotations and a more efficient transfer of energy
- "Tool-less" wheel guard for more convenient adjustments

Model GA9040S Includes: 9" Grinding Wheel (741421-4), 9" Tool-less Wheel Guard (122768-9), Lock Nut (193465-4), Side Handle (152539-0), Inner Flange (224317-9), Lock Nut Wrench (782412-6)

Wheel Diameter	9"
AMPS	15
No Load Speed	6,000 RPM
Spindle Thread	10.5
Lock-On: Yes	Lock-Off: No
Grinder Switch Type	Rear trigger handle
Overall Length	20-1/8"
Net Weight	14.8 lbs.
Shipping Weight	19.9 lbs.



GS5000

5" STRAIGHT GRINDER

Powerful 7.0 AMP Motor Delivers More Output and 5,600 RPM

- "Tool-less" guard cap removal for more convenient wheel changes
- Rubberized gear housing and handle for operator comfort
- Spiral bevel gears for smoother rotations and a more efficient transfer of energy
- Externally accessible brushes for easier serviceability
- Zig-zag varnish protects the armature coil from dust and debris

Model GS5000 Includes: Wrench (783204-6), Wrench Holder (410047-0), (252105-4)

Max. Wheel Diameter	5"
AMPS	7
No Load Speed	5,600 RPM
Spindle Thread	10.5
Lock-On: No	Lock-Off: Yes
Overall Length	23-1/4"
Net Weight	11.1 lbs.
Shipping Weight	14.45 lbs.



GD0801C

1/4" SJS™ PADDLE SWITCH DIE GRINDER

Electronic Controller for Operator Convenience

- Powerful 6.6 AMP motor delivers 7,000-29,000 RPM for faster material removal
- SJS™ technology is a mechanical clutch system that helps prevent motor and gear damage by allowing the drive shaft to slip
- Variable speed control dial enables user to match the speed to the application
- Soft start suppresses start-up reaction for smooth start-ups and longer gear life

Model GD0801C Includes: 1/4" Collet (192986-3), Spanner Wrench (781203-2), Side Handle (192985-5), Wrench #19 (781206-6)

Max. Wheel Diameter	2"
AMPS	6.6
Collet	1/4"
No Load Speed (variable speed)	7,000 - 29,000 RPM
Lock-On: No	Lock-Off: Yes
Overall Length	14-3/8"
Net Weight	4.2 lbs.
Shipping Weight	7 lbs.

**GD0800C****1/4" SJS™ DIE GRINDER****Electronic Controller**

- Powerful 6.6 AMP motor delivers 7,000-28,000 RPM
- SJS™ technology is a mechanical clutch system that helps prevent motor and gear damage by allowing the drive shaft to slip
- Variable speed control dial enables user to match the speed to the application
- Constant speed control automatically applies additional power to the motor to maintain speed under load
- Soft start suppresses start-up reaction for smooth start-ups and longer gear life

Model GD0800C Includes: 1/4" Collet (192986-3), Spanner Wrench (781203-2), Side Handle (192985-5), Wrench #19 (781206-6)

**GD0600**

AC/DC

1/4" PADDLE SWITCH DIE GRINDER
Large Flush-Mount Paddle Switch for Easy Operation

- Powerful 3.5 AMP motor delivers 25,000 RPM
- Lower noise at 73dB(A)
- Small diameter barrel grip for added comfort
- Directional air-flow vents channel the tool's air output away from the user's face
- Round-shaped collet nut is engineered to prevent damages/scratches to work surface

Model GD0600 Includes: (2) Spanner Wrench (781039-9), (2) 1/4" Collet (763625-8)

**GD0601**

AC/DC

1/4" DIE GRINDER
Side Switch for Operator Convenience

- Powerful 3.5 AMP motor delivers 25,000 RPM
- Lower noise at 73dB(A)
- Small diameter barrel grip for added comfort
- Directional air-flow vents channel the tool's air output away from the user's face
- Round-shaped collet nut is engineered to prevent damages/scratches to workpiece

Model GD0601 Includes: Spanner Wrench (781039-9), 1/4" Collet (763625-8)

**XDG01**

3.0Ah BATTERY

18v LXT® 1/4" DIE GRINDER KIT
Delivers 25,000 RPM for Faster Grinding

- Compact barrel grip design and weighs only 4.4 lbs. for easy handling
- Slide switch with lock-on for operator convenience
- Vent slots designed to direct exhaust air away from the user
- L.E.D. light flashes red when it is time to recharge the battery
- Built-in L.E.D. protection circuit with over-torque control protects the motor

Model XDG01 Includes: (2) 18V LXT® Lithium-Ion 3.0Ah Battery (BL1830), 18V Lithium-Ion Rapid Optimum Charger (DC18RC), 1/4" Collet (763625-8), (2) Spanner Wrench (781039-9), Tool Bag

Model XDG01Z Includes: Tool Only; Battery and Charger not included

Max. Wheel Diameter	2"	Max. Wheel Diameter	1-1/2"	Max. Wheel Diameter	1-1/2"	Max. Wheel Diameter	1-1/2"
AMPS	6.6	AMPS	3.5	AMPS	3.5	Collet	1/4"
Collet	1/4"	Collet	1/4"	Collet	1/4"	No Load Speed	25,000 RPM
No Load Speed (variable speed)	7,000 - 28,000 RPM	No Load Speed	25,000 RPM	No Load Speed	25,000 RPM	Lock-On: Yes	Lock-Off: No
Lock-On: Yes	Lock-Off: No	Lock-On: No	Lock-Off: Yes	Lock-On: Yes	Lock-Off: No	Battery	18V LXT® Lithium-Ion
Overall Length	14-5/8"	Overall Length	14-1/8"	Overall Length	14-1/8"	Overall Length	15-3/4"
Net Weight	3.7 lbs.	Net Weight	3.7 lbs.	Net Weight	3.7 lbs.	Net Weight (with battery)	4.4 lbs.
Shipping Weight	5.6 lbs.	Shipping Weight	5.1 lbs.	Shipping Weight	6.6 lbs.	Shipping Weight	14 lbs.

Metalworking Accessories

Angle Grinder Accessory Guide See pg. 108

A Wheel Guards				B Inner Flanges			
Description	Grinder Size	Model	Part #	Description	Grinder Size	Model	Part #
Wheel Guard For all grinding operations except for cut-off wheels	4"	GA4030	125885-4	Cut-Off Wheel Guard For cut-off wheel applications	4-1/2"	BGA452, 9564CV/PC/P, XAG01	135103-2
	4"	9553NB	125475-5		4-1/2"	GA4530, GA4534, XAG03, XAG06	122910-2
	4-1/2"	9557NB/PB, BGA452, XAG01	125890-1		5"	9005B/BZ, 9558PB, 9565CV/PC, GA5010Z, GA5020/Y	122688-7
	4-1/2"	9564CV/PC/P	165053-7		5"	9565CV/PC, GA5010Z, GA5020/Y	122641-3
	4-1/2"	GA4530, GA4534	122886-3		6"	GA6010Z, GA6020, 9566CV/PC	165744-0
	4-1/2"	XAG03, XAG06	123144-0	Wheel Guard For dust collecting, cutting	4-1/2" - 5"	9564CV/PC/P, 9565CV/PC	193794-5 (with shoe)
	4-1/2" (tool-less)	9564CV/PC/P	135107-4		4-1/2" - 5"	9564CV/PC/P, 9565CV/PC	192618-2
	5"	9005B/BZ	135040-0		4-1/2" - 5"	9565CV/PC	196846-1
	5"	9015A	125097-9		4-1/2" - 5"	GA5040, GA5042C	196845-3
	5"	9558PB	125274-3				
	5"	9005B/BZ	125549-2				
	5" (tool-less)	9565CV/PC, GA5010Z, GA5020/Y	135650-3				
	6"	9016B	134961-3				
	6" (tall / tool-less)	GA6010Z, GA6020, 9566CV/PC	135172-3				
	6" (short / tool-less)	GA6010Z, GA6020, 9566CV/PC	135110-5				
	7"	GA7001L	164477-4				
	7"	GA7911	191214-3				
	7" (tool-less)	GA7020, GA7021, GA7040S	122767-1				
	7" (tool-less)	GA7011C	122772-8				
	9"	GA7911, GA9020, GA9040S	191215-1				
	9" (tool-less)	GA9020, GA9040S	122768-9				
Description	Grinder Size	Model	Part #				
Wheel Guard For dust collecting, surfacing	4-1/2" - 5"	Makita 4-1/2"-5" Grinders Except 9005B	195236-5				
	7"-9"	Makita 7" & 9" Grinders Except GA7911, GA7001L	195386-6 ¹				
¹ Accepts wheels up to 7" in diameter							

D Lock Nuts			
Description	Grinder Size	Model	Part #
Lock Nuts For use with flex wheels	4"	GA4030	224541-4
Lock Nuts For use with diamond blade, grinding, cut-off ² , and multi-disc wheels.	4"	GA4030	194608-1
		9005B/BZ, 9557NB/PB, 9558PB, 9564CV/PC, 9565CV/PC, GA5010Z, GA5020, GA6020, GA7011C, GA7020, GA7021, GA7031Y, GA7040S, GA9020, GA9040S, GA9031Y, XAG01, XAG03, XAG06	193465-4
	4-1/2", 5", 7", 9"		
	6"	9566CV/PC, GA6010Z, GA6020	224574-9
	7"	GA7001L, GA7911	224512-1
Lock Nut For use with rubber pads	4"	GA4030	224501-6
	4-1/2" - 9"	9557NB/PB, 9564CV/PC/P, GA4530, GA4534, 9005B/BZ, 9565CV/PC, GA5010Z, GA5020/Y, 9566CV/PC, GA6010, GA6020, GA7001L, GA7911, GV7000C, 9227C, 9227CY, GA7011C, GA7020, GA7021, XAG01, XAG03, XAG06	193048-0

² Use with corresponding cut-off wheel guard & lock nut



GV5010

5" DISC SANDER

Compact Design at Only 2.6 lbs.

- Powerful 4.2 AMP motor delivers 4,500 RPM
- Precision balance with rubberized soft grip handle for greater comfort
- Spiral bevel gears for smoother rotations and a more efficient transfer of energy
- Zig-zag varnish protects the armature coil from dust and debris for longer motor life
- Lock-on button for continuous operation

Model GV5010 Includes: 5" Abrasive Disc, 80 Grit, 5/pk (742109-9), 5" Plastic Backing Pad (743025-8), Side Handle (152491-2), Hex Wrench (783203-8)

Sanding Disc	5"
No Load Speed	4,500 RPM
AMPS	4.2
Overall Length	7-1/8"
Net Weight	2.6 lbs.
Shipping Weight	2.6 lbs.



9218SB

7" DISC SANDER

Motor-Over-Pad Design for Balance and Control

- 5.2 AMP motor delivers 4,000 RPM for smooth sanding
- Lightweight (6.3 lbs.) for reduced operator fatigue
- Ball-and-needle bearing construction for longer tool life and smooth operation
- Lock-on button for continuous use and reduced operator fatigue
- Double insulated

Model 9218SB Includes: 7" Rubber Backing Pad (192978-2), Lock Nut (193048-0), Spanner Wrench (781008-0), Lock Nut Wrench (782412-6), Side Handle (152492-0), 1 ea. Abrasive Disc 50 Grit (742070-A-5)

Sanding Disc	7"
No Load Speed	4,500 RPM
Spindle Thread	5/8" - 11 UNC
AMPS	5.2
Overall Length	8-7/8"
Net Weight	6.3 lbs.
Shipping Weight	9.7 lbs.



GV7000C

7" DISC SANDER

Lightweight (4.6 lbs.) for Comfort and Control

- Advanced electronics include soft start and electronic speed control
- Variable speed (2,500 - 4,700 RPM)
- Trigger lock-on button for operator convenience
- Motor-over-pad design for better balance and control
- Externally accessible carbon brushes for efficient maintenance

Model GV7000C Includes: 7" Abrasive Disc, 80 Grit, 5/pk (742071-A-5), 7" Rubber Backing Pad (192978-2), Lock Nut (193048-0), Spanner Wrench (781008-0), Lock Nut Wrench (782412-6), Side Handle (152491-2)

Sanding Disc	7"
Wool Bonnet	7"
No Load Speed (variable speed)	2,500 - 4,700 RPM
Spindle Thread	5/8" - 11 UNC
AMPS	7.9
Overall Length	8-1/4"
Net Weight	4.6 lbs.
Shipping Weight	6.62 lbs.



PV7001C

7" VERTICAL POLISHER

High Power-to-Weight Ratio

- Quick-Flip™ speed change for compounding and polishing
- 2-speed selection button: low (600 RPM) and variable (600-2,000 RPM)
- Advanced electronics include soft start and electronic speed control
- Refined design at 4.8 lbs. for reduced operator fatigue
- Motor-over-pad design for improved balance
- Variable speed control dial enables user to match the speed to the application

Model PV7001C Includes: 7" Hook and Loop Backing Pad (743052-5), Air Deflector (417793-6), Spanner Wrench (781008-0), Side Handle (152491-2)

Sanding Disc	7"
Wool Bonnet	7"
No Load Speed	600 RPM
No Load Speed (variable speed)	600 - 2,000 RPM
Spindle Thread	5/8" - 11 UNC
AMPS	7.9
Overall Length	8-1/4"
Net Weight	4.8 lbs.
Shipping Weight	6.7 lbs.



PK5011CX1

5" ELECTRONIC STONE POLISHER

Powerful Stone Edge Work With Water Feed and Splash Guard

- Powerful 11 AMP motor delivers more output for the most demanding applications
- Variable speed control dial (2,000 - 5,500) enables user to match the speed to the application
- Adjustable water flow valve is conveniently located
- Water supply tube is directed through the handle for maneuverability and comfort
- Four water outlets around the arbor efficiently distributes water to the pad for increased dust containment

Model PK5011CX1 Includes: Protective Head Cover (418529-6), Splash Guard (195773-9), Lock Nut Wrench (782412-6), Side Handle (152539-0)

Disc Size (in.)	5"
No Load Speed (variable speed)	2,000 - 5,500 RPM
Spindle Thread	5/8" - 11 UNC
AMPS	11
Overall Length	18-1/2"
Net Weight	8.4 lbs.
Shipping Weight	12.5 lbs.



PW5001C

4" ELECTRONIC STONE POLISHER

Precision Engineered for a Professional Finish

- Variable speed control dial enables user to match the speed to the application
- Soft-start feature for smooth start-ups
- Electronic speed control maintains constant speed under load
- Common fitting accepts the most popular water hose connections
- Includes a Ground Fault Circuit Interrupter (GFCI) plug

Model PW5001C Includes: 4" Rubber Pad (743079-5), Side Handle (153489-2), Head Cover (417322-5), Spanner Wrench (781008-0), Front Grip (418507-6), Wrench (783204-6), Dust Cover (194233-8)

Polishing Disc	4"
No Load Speed (variable speed)	2,000 - 4,000 RPM
Spindle Thread	5/8" - 11 UNC
AMPS	7.9
Overall Length	14-1/8"
Net Weight	5.1 lbs.
Shipping Weight	8.36 lbs.



9237C

7" POLISHER

Electronic Controller for Operator Convenience

- Variable speed dial and trigger enables user to match the speed to the application
- Soft start for smooth start-ups and less fling off of polish, wax or paste
- Rubberized loop handle and gear housing to help protect delicate surfaces from damage
- Wire mesh intake covers to prevent wool fibers from entering the motor
- Lock-on button for continuous use operation
- Includes pad alignment/centering sleeve

Model 9237C Includes: 7" Hook and Loop Backing Pad (743052-5), Wrench (783204-6), Side Handle (153489-2), Loop Handle 9237C (455292-0), Pad Alignment/Centering Sleeve (262542-4)

Sanding Disc	7"
Wool Bonnet	8"
No Load Speed (variable speed)	0 - 3,000 RPM
Spindle Thread	5/8" - 11 UNC
AMPS	10
Overall Length	18-1/2"
Net Weight	7 lbs.
Shipping Weight	10 lbs.



9227C

7" POLISHER

Fast and Powerful Polishing for Clearcoat Finishes

- Variable speed control dial enables user to match the speed to the application
- Constant speed control maintains constant speed under load
- Soft start feature for smooth start-ups
- 3 prong plug to prevent static electricity accumulation
- Easily converts to a sander

Model 9227C Includes: 7" Hook and Loop Backing Pad (743052-5), Wrench (783204-6), Side Handle (153489-2), Loop Handle (416256-9)

Sanding Disc	7"
Wool Bonnet	7"
No Load Speed (variable speed)	0 - 3,000 RPM
Spindle Thread	5/8" - 11 UNC
AMPS	10
Overall Length	18-1/2"
Net Weight	6.8 lbs.
Shipping Weight	9 lbs.



JS8000

FIBER CEMENT SHEAR

Cuts Quickly While Producing Less Dust

- Single-piece shear head is machined from precisely milled aluminum to ensure blades cut straight
- Solid steel blades cut clean, straight lines with a maximum cutting capacity up to 5/16"
- 1/2" protected spindle withstands heavy torque loads
- Lightweight cast aluminum gear housing for durability
- Retractable tool hook allows user to work in tight spaces

Model JS8000 Includes: Shear Blade, Center (725129-8), (2) Shear Blade, Side (725130-3), Hex Wrench (783221-6), Tool Case (824780-2)

Capacity	5/16"
Strokes Per Minute (variable speed)	0 - 2,500 SPM
AMPS	6.5
Overall Length	13-5/8"
Net Weight	4.8 lbs.
Shipping Weight	8.5 lbs.



JN3201

10 GAUGE NIBBLER

Powerful 6.2 AMP Motor; 1,300 SPM for the Most Demanding Applications

- Less noise at 81 dB(A) for continuous operation
- Well balanced with a rubberized soft grip handle for greater comfort
- Built-in thickness gauge for added convenience
- Refined design at only 7.4 lbs.
- Lock-on switch for continuous operation

Model JN3201 Includes: Punch (792728-1), Die (792292-2), Hex Wrench (783201-2), Spanner Wrench (781019-5)

Capacities:	Aluminum Mild Steel Stainless	10 ga. (mm) 10 ga. (mm) 13 ga. (mm)
Strokes Per Minute	1,300 SPM	
Cutting Radius:	Inner Edge	4-3/4"
	Outer Edge	5-1/16"
AMPS	6.2	
Overall Length	8-1/2"	
Net Weight	7.5 lbs.	
Shipping Weight	8.8 lbs.	



JN1601

16 GAUGE NIBBLER

Handles 16 Ga. Mild Steel and 18 Ga. Stainless

- For clean and precise work in keystone plate, deck plate and other sheet materials
- Slim and ergonomic body design for easy gripping
- Die rotates 360°; large 1/4" stroke
- Extremely light (weighs only 3.6 lbs.) for easier handling
- Lock-on sliding switch for continuous use
- Built-in thickness gauge for convenience

Model JN1601 Includes: Spanner Wrench (781028-4), Blade Wrench (783208-8)

Capacities:	Aluminum Mild Steel Stainless	10 ga. (mm) 16 ga. (mm) 18 ga. (mm)
Strokes Per Minute	2,200 SPM	
Cutting Radius:	Inner Edge	1-3/4"
	Outer Edge	2"
AMPS	5	
Overall Length	10-1/4"	
Net Weight	3.6 lbs.	
Shipping Weight	5.28 lbs.	



3.0Ah BATTERY
XNJ01Z



XNJ01

18v LXT® 16 GAUGE NIBBLER KIT

Powerful, Versatile and Cordless

- Makita-built motor delivers 1,900 SPM for fast and smooth cutting
- Ideal for cutting roofing sheet metal at thicknesses up to 16 gauge
- Die holder rotates 360° to meet demands of cutting direction
- Convenient chip disposal is below cutting material to minimize damage to cutting surface
- Cutting radius: inner edge 1-3/4"; outer edge 2"

Model XNJ01 Includes: (2) 18V LXT® Lithium-Ion 3.0Ah Battery (BL1830), 18V Lithium-Ion Rapid Optimum Charger (DC18RC), Punch (A-83951), Spanner Wrench (781028-4), Tool Bag

Model XNJ01Z Includes: Tool Only; Battery and Charger not included

Capacities:	Aluminum Mild Steel Stainless	12 ga. (mm) 16 ga. (mm) 18 ga. (mm)
Strokes Per Minute (variable speed)	0 - 1,900 SPM	
Cutting Radius:	Inner Edge	1-3/4"
	Outer Edge	2"
Battery	18V LXT® Lithium-Ion	
Overall Length	12-3/8"	
Net Weight (with battery)	4.8 lbs.	
Shipping Weight	13.3 lbs.	



JS1300

18 GAUGE STRAIGHT SHEAR

Powerful 6.5 AMP Motor for Continuous Operation

- Cuts up to 18 gauge mild steel, 20 gauge stainless and 13 gauge aluminum
- Pistol grip design for comfort and convenience
- Shear head attachment rotates 360°
- Large variable speed trigger switch for controlled cutting speed
- Retractable belt clip allows operation in tight areas
- Lock-on button for continuous operation

Model JS1300 Includes: Shear Blade, Right (725092-5), Shear Blade, Left (725093-3), Shear Blade, Center (725094-1), Shear Head Assembly (125112-9), Hex Wrench (783215-1)

Capacities:	Aluminum Mild Steel Stainless	13 ga. (mm) 18 ga. (mm) 20 ga. (mm)
Strokes Per Minute (variable speed)	0 - 2,500 SPM	
AMPS	6.5	
Overall Length	11-7/8"	
Net Weight	3.9 lbs.	
Shipping Weight	5.28 lbs.	



XSJ01

18v LXT® 18 GAUGE STRAIGHT SHEAR KIT

Swivel Shear Head Rotates 360°

- Makita-built 4-pole motor delivers 3,000 strokes per minute for faster cutting
- Cuts up to 18 gauge mild steel and 20 gauge stainless steel
- Weighs only 5.3 lbs. with battery for reduced operator fatigue
- Reversible belt-clip attaches to either side of the tool
- Rubberized soft grip handle provides increased comfort on the job

Model XSJ01 Includes: (2) 18V LXT® Lithium-Ion 3.0Ah Battery (BL1830), 18V Lithium-Ion Rapid Optimum Charger (DC18RC), Tool Bag

Model XSJ01Z Includes: Tool Only; Battery and Charger not included

Capacities:	Mild Steel Stainless	18 ga. (mm) 20 ga. (mm)
Strokes Per Minute	3,000 SPM	
Battery	18V LXT® Lithium-Ion	
Overall Length	13-3/4"	
Net Weight (with battery)	5.3 lbs.	
Shipping Weight	14 lbs.	



JS1602

16 GAUGE SHEAR

Cuts 16 Ga. Mild Steel and 18 Ga. Stainless

- Powerful 3.3 AMP motor delivers 4,000 SPM for the most demanding applications
- Small circumference barrel grip (only 2-1/4") for added comfort
- Refined design at only 3.4 lbs. for increased control
- Lock-on slide switch for continuous operation
- Built-in thickness gauge for added convenience
- Large easily replaceable blades with 8 cutting edge each

Model JS1602 Includes: Hex Wrench (783201-2), Shear Blade Set (191383-0)

Capacities:	Aluminum Mild Steel Stainless	13 ga. (mm) 16 ga. (mm) 18 ga. (mm)
Strokes Per Minute	4,000 SPM	
Cutting Radius	1-3/16"	
AMPS	3.3	
Overall Length	12-1/2"	
Net Weight	3.4 lbs.	
Shipping Weight	4.9 lbs.	



JS3201

10 GAUGE SHEAR

Powerful 6.2 AMP Motor; 1,600 SPM for the Most Demanding Applications

- Less noise at 81 dB(A) for continuous operation
- Tight 2" cutting radius for greater versatility
- Lock-on switch for continuous operation
- Built-in thickness gauge for convenience
- Refined design at only 7.4 lbs. for increased control
- Large, easily replaceable blades with 8 cutting edges each

Model JS3201 Includes: Hex Wrench (783202-0), Shear Blade Set, JS3201 (792287-5), Thickness Gauge (123456)

Capacities:	Aluminum Mild Steel Stainless	9 ga. (mm) 10 ga. (mm) 13 ga. (mm)
Strokes Per Min.	1,600	
Cutting Radius	2"	
AMPS	6.2	
Overall Length	8-3/8"	
Net Weight	7.4 lbs.	
Shipping Weight	8.8 lbs.	



2107FZ / 2107FZK

PORTABLE BAND SAW

Large 4-3/4" x 4-3/4" Cutting Capacity

- Powerful 6.5 AMP motor with large (4-3/4" x 4-3/4") cutting capacity for demanding applications
- Variable speed control dial (200-350 ft./min.) enables user to match the speed to the application
- Adjustable front handle for greater maneuverability and comfort
- Built-in, high-output fluorescent light illuminates the cutting area for increased visibility
- Dual ball bearing blade guides assist in blade alignment for greater cutting accuracy

Model 2107FZ Includes: 44-7/8" 18TPI Band Saw Blade (792556-A), Hex Wrench (783202-0), Wrench Holder (410048-8)

Model 2107FZK Includes: Same as 2107FZ plus Tool Case

Max. Cutting Capacities: Round Workpiece	4-3/4"
Rectangular Workpiece	4-3/4" x 4-3/4"
No Load Speed (ft./min., var. speed)	200 - 350 ft./min.
AMPS	6.5
Overall Length	20-5/8"
Net Weight	13.1 lbs.
Shipping Weight	2107FZ (17.5 lbs.), 2107FZK (23 lbs.)



LW1400

14" CUT-OFF SAW

"Tool-less" Adjustments for Easy Operation and Increased Productivity

- Powerful 15 AMP motor delivers 3,800 RPM for superior performance and durability
- "Tool-less" flange removal for quick and easy blade and wheel changes
- Extra-large spark guard captures and deflects debris away from the surrounding area
- Large cutting capacity; cuts up to 5" round and 4" x 7-5/8" rectangular
- "Tool-less" fence & vice adjustment for quick and easy operation

Model LW1400 Includes: 14" x 1" x 7/64" Abrasive Cut-Off Wheel (A-93859-1)

Blade Diameter	14"
Arbor	1"
Max. Cutting Capacity (at 90°)	5"
No Load Speed	3,800 RPM
AMPS	15
No Tool Blade Change	Yes
Overall Length	20-7/8"
Net Weight	37.9 lbs.
Shipping Weight	50.4 lbs.



LW1401

14" CUT-OFF SAW

Large Cutting Capacity; Cuts up to 5" Round and 4" x 7-5/8" Rectangular

- Powerful 15 AMP motor delivers 3,800 RPM for superior performance and durability
- Adjustable spark guard designed to divert sparks
- Two-stage lock-off power button for operator convenience
- Fence adjustment up to 45° for accurate angle cuts; adjusts to 3 locations for various material sizes
- Weights only 37 lbs. for increased job site portability

Model LW1401 Includes: 14" x 1" x 7/64" Abrasive Cut-Off Wheel (A-93859-1)

Blade Diameter	14"
Arbor	1"
Max. Cutting Capacity (at 90°)	5"
No Load Speed	3,800 RPM
AMPS	15
No Tool Blade Change	No
Overall Length	19-3/4"
Net Weight	37 lbs.
Shipping Weight	50.4 lbs.



2414NB shown

2414NB / 2414DB

14" CUT-OFF SAW

Cuts 4-1/2" Round Stock at 45° and 90°

- D-shaped handle for easy gripping
- Lock-off button for user convenience
- Fence adjusts 45° right and left; 3 locations for various material sizes
- Quick release vise for secure material retention and faster, repeated cut-offs
- Spark diversion guard
- Adjustable depth stop for precise, repeatable cutting depth

Model 2414NB Includes: Socket Wrench (782210-8), 14" x 1" x 7/64" Abrasive Cut-Off Wheel (A-93859-1)

Model 2414DB Includes: Same as 2414NB plus AC/DC switch (411478-6)

Blade Diameter	14"
Arbor	1"
Max. Cutting Capacity	at 90° (4-1/2"), at 45° (4-1/2")
No Load Speed	3,800 RPM
AMPS	15
No Tool Blade Change	No
Overall Length	19-3/4"
Net Weight	2414NB (40.6 lbs.), 2414DB (37.1 lbs.)
Shipping Weight	2414NB (49.4 lbs.), 2414DB (42 lbs.)



LC1230

12" METAL CUTTING SAW

For Cutting in Pipe, Angle Iron, Conduit and More

- Carbide tipped blade lasts 50X longer than abrasive wheels; cuts clean, accurate and virtually burr free
- Quick release vise for secure stock retention and fast repeated cut-offs
- Lock-off button for user convenience
- Quick release support fence adjusts 0 - 45° for miter cutting
- Shaft lock for easy wheel changes

Model LC1230 Includes: 12" (60T) Carbide-Tipped Metal Cutting Blade Metal (A-90532), Socket Wrench (782210-8), Safety Goggles (191686-2)

Blade Diameter	12"
Arbor	1"
Max. Cutting Capacity	at 90° (4-1/2"), at 45° (3-1/2")
No Load Speed	1,300 RPM
AMPS	15
Overall Length	20-1/4"
Net Weight	42.5 lbs.
Shipping Weight	50.1 lbs.



4114

14" SJS™ ANGLE CUTTER

Built in Dust Port for Reduced Dust and Debris when Connected to a Vacuum

- Powerful 15.0 AMP motor delivers 3,800 RPM for the most demanding applications
- SJS™ technology is a mechanical clutch system that helps prevent motor and gear damage by allowing the drive shaft to slip
- Removable base for a closer edge-to-edge cut
- Rubberized handle for increased comfort
- Built-in vacuum attachment port and rubber shield reduces dust and debris
- AC/DC switch for use with alternative power source

Model 4114 Includes: Socket Wrench (782210-8)

Arbor	1"
Max. Cutting Depth: 14" diamond blade	5"
14" cut-off wheel	5"
No Load Speed	3,800 RPM
AMPS	15
Overall Length	26-1/2"
Net Weight	23.8 lbs.
Shipping Weight	30.4 lbs.



4131

7-1/4" METAL CUTTING SAW

Faster, Cleaner and More Efficient Metal Cutting

- Powerful 13 AMP motor cuts through various types of metal
- Heavy duty blade cover provides increased chip protection
- Virtually spark-free cuts
- CERMET tipped blade leaves burr-free cuts that are cool to the touch
- "Tool-less" blade cover helps prevent heat build-up
- Large cutting capacity for single pass cutting

Model 4131 Includes: 7-1/4" (36T) CERMET Tipped Metal Cutting Blade (A-93815), Hex Wrench (783203-8), Wrench Holder (410047-0), Safety Goggles (191686-2)

Blade Diameter	7-1/4"
Arbor	5/8"
Max. Cutting Depth	2-1/2"
No Load Speed	3,500 RPM
AMPS	13
Overall Length	14-1/8"
Net Weight	10.6 lbs.
Shipping Weight	14.9 lbs.



XSC02Z

XSC02M

18v LXT® BRUSHLESS 5-7/8" METAL CUTTING SAW KIT

Cuts 2" Conduit in a Single Pass

- Automatic Speed Change™ technology adjusts cutting speed and torque during cut for optimum performance
- Large cutting capacity (2-1/4" at 90°) allows for 2" conduit to be cut in a single pass
- BL™ Motor delivers 3,900 RPM for faster cutting
- The BL™ Brushless Motor eliminates carbon brushes, enabling the BL™ Motor to run cooler and more efficiently for longer life

Model XSC02M Includes: (2) 18V LXT® Lithium-Ion 4.0Ah Battery (BL1840B), 18V Lithium-Ion Rapid Optimum Charger (DC18RC), 5-7/8" 32T C.T. Saw Blade (A-96095), Tool Bag

Model XSC02Z Includes: Tool Only; Battery and Charger not included

Blade Diameter	5-7/8"
Arbor	5/8"
Max. Cutting Depth	2-1/4"
No Load Speed	3,900 RPM
Battery	18V LXT® Lithium-Ion
Overall Length	13-1/8"
Net Weight (with battery)	6.4 lbs.
Shipping Weight	16 lbs.

**6-1/2" Plunge
Circular Saw**
SP6000J1

SAWS

CIRCULAR SAWS



pgs. 66-68

MAGNESIUM CIRCULAR SAWS



pgs. 66-68

PLUNGE CIRCULAR SAWS



pg. 68

RECIPRO SAWS



pg. 69

JIG SAWS



pg. 70

ACCESSORIES



pgs. 116 - 119

MAGNESIUM™

MORE REFINED

Makita's Magnesium Circular Saws have Magnesium components that deliver saws that weigh less, are well-balanced and jobsite durable. Make large cuts and bevel cuts with positive stops at 0°, 22.5° and 45°. The ergonomic handle is shaped for all-day comfort.

MORE POWER



Powerful 15 AMP motor delivers enough power to cut through the densest lumber

MORE EFFICIENT



Quickly change from 0° to 45° and back using positive stops that are connected to easy-to-grip levers

MORE ACCURACY



Easy-to-read numbers and ruler markings on base and depth guide allow user to measure and follow cuts accurately

MORE REFINED



MAGNESIUM™

5007MG

7-1/4" MAGNESIUM CIRCULAR SAW Most Refined Saw with Magnesium Components

- Magnesium components create a lightweight saw that's jobsite tough
- Make quick, one-handed adjustments with large, rubberized levers
- Large cutting capacity (2-1/2" at 90°) bevel cuts up to 56° with positive stops at 22.5° and 45°
- Two built-in L.E.D. lights illuminate the line of cut
- Includes premium blade that cuts 50% faster and lasts 2X longer

Model 5007MG Includes: 7-1/4" 24T Ultra-Coated C.T. Saw Blade (A-94530-A), Wrench (783204-6), Rip Fence (164095-8), Tool Case

Blade Diameter	7-1/4"
Arbor	5/8"
Max. Cutting Capacities:	at 90° (2-1/2"), at 45° (1-3/4"), at 56° (1-3/8")
No Load Speed	5,800 RPM
Watts Out	2,300
AMPS	15
Overall Length	12-1/2"
Net Weight	10.6 lbs.
Shipping Weight	17.95 lbs.



5007F / 5007FA

7-1/4" CIRCULAR SAW #1 Contractor Circular Saw Preferred by Professional Contractors

- Powerful 15 AMP motor delivers 5,800 RPM for proven performance and job site durability
- Lower guard design improves performance when making bevel and narrow cuts
- Two built-in L.E.D. lights illuminate the line of cut for increased accuracy
- Well balanced design for superior handling and performance
- Ideal for framers, builders, masons and siding contractors

Models 5007F & 5007FA Include: 7-1/4" 24T Framing Blade, General Contractor 10/pk (D-45989-10), Wrench (783204-6)

Model 5007FA features an electric brake

Blade Diameter	7-1/4"
Arbor	5/8"
Max. Cutting Capacities:	at 90° (2-3/8"), at 45° (1-3/4")
No Load Speed	5,800 RPM
Watts Out	2,000
AMPS	15
Overall Length	12"
Net Weight	11.1 lbs.
Shipping Weight	5007F (14 lbs.), 5007FA (14.8 lbs.)

MORE POWER, LESS MAINTENANCE



MAGNESIUM™

5377MG

7-1/4" MAGNESIUM HYPOID SAW Hypoid Gears Deliver More Power to the Blade for More Efficient Cutting

- Magnesium components create a lightweight saw (13.2 lbs.) that is well balanced and job site tough
- Oil bath technology and sealed gear housing for less maintenance
- Large cutting capacity (2-3/8" at 90°) with positive stops at 22.5°, 45° and 51.5°
- Hypoid gears have greater surface contact
- Heat treated hypoid steel gears are designed for less maintenance
- Reinforced 10 ft. cord withstands job site abuse

Model 5377MG Includes: 7-1/4" 24T Ultra-Coated C.T. Saw Blade (A-94530-A), Wrench (783204-6)

Blade Diameter	7-1/4"
Arbor	5/8"
Max. Cutting Capacities:	at 90° (2-3/8"), at 45° (1-3/4"), at 50° (1-9/16")
No Load Speed	4,500 RPM
Watts Out	2,300
AMPS	15
Overall Length	17-3/4"
Net Weight	13.2 lbs.
Shipping Weight	17.35 lbs.



5477NB

7-1/4" HYPOID SAW Heat-Treated Hypoid Gears are Designed for Less Maintenance

- Hypoid gears deliver more power and have greater surface contact than conventional worm drive gears
- Powerful 15 AMP motor for increased productivity
- Oil bath technology and sealed gear housing for less maintenance
- 0° - 51.5° bevel capacity with positive stops at 45° and 51.5°, ideal for truss and rafter cut-outs
- Large cutting capacity (2-3/8" at 90°; 1-3/4" at 45°; 1-9/16" at 50°)

Model 5477NB Includes: 7-1/4" 24T Framing Blade, General Contractor (D-45989-1), Wrench (783204-6)

Blade Diameter	7-1/4"
Arbor	5/8"
Max. Cutting Capacities:	at 90° (2-3/8"), at 45° (1-3/4"), at 50° (1-9/16")
No Load Speed	4,500 RPM
Watts Out	2,300
AMPS	15
Overall Length	17-3/8"
Net Weight	14.3 lbs.
Shipping Weight	18.07 lbs.



MAGNESIUM™

5007MGA

7-1/4" MAGNESIUM CIRCULAR SAW

More Refined Saw with Magnesium Components and an Electric Brake

- Magnesium components create a lightweight saw that's jobsite tough
- Large cutting capacity (2-1/2" at 90°) bevel cuts up to 56° with positive stops at 22.5° and 45°
- Two built-in L.E.D. lights illuminate the line of cut for increased accuracy
- Electric brake for maximum productivity
- Make quick, one-handed adjustments with large, rubberized levers

Model 5007MGA Includes: 7-1/4" 24T Ultra-Coated C.T. Saw Blade (A-94530-A), Wrench (783204-6), Rip Fence (164095-8), Tool Case

Blade Diameter	7-1/4"
Arbor	5/8"
Max. Cutting Capacities:	at 90° (2-1/2"), at 45° (1-3/4"), at 56° (1-3/8")
No Load Speed	5,800 RPM
Watts Out	2,300
AMPS	15
Overall Length	12-1/2"
Net Weight	10.6 lbs.
Shipping Weight	17.9 lbs.



HS7600

7-1/4" CIRCULAR SAW

Well-balanced and Lightweight (8.6 lbs.)

- Powerful 10.5 AMP motor deliver 5,200 RPM for performance and job site durability
- Lower guard design improves performance when making bevel and narrow cuts
- Heavy gauge aluminum wraparound base engineered for improved durability and straighter cuts
- Large and easy-to-read markings on base for more precise cutting

Model HS7600 Includes: 7-1/4" 24T Framing Blade, General Contractor (D-45989-1), Hex Wrench (783217-7)

Blade Diameter	7-1/4"
Arbor	5/8"
Max. Cutting Capacities:	at 90° (2-1/2"), at 45° (1-5/8")
No Load Speed	5,200 RPM
Watts Out	1,400
AMPS	10.5
Overall Length	12-1/8"
Net Weight	8.6 lbs.
Shipping Weight	11.9 lbs.



5007NK

7-1/4" CIRCULAR SAW

Improved Design for Increased Performance

- Powerful 15 AMP motor for a high power-to-weight ratio
- Lower guard design improves performance when making bevel and narrow cuts
- Well-balanced design for superior handling and performance
- Bevel cuts 0°-56° with positive stops at 22.5°, and 45° and 56° for quick settings
- Large cutting capacity (2-1/2" at 90°, 1-3/4" at 45° and 1-3/8" at 56°)
- Ideal for framers, roofers, carpenters, masons, and general contractors

Model 5007NK Includes: 7-1/4" 24T Framing Blade, General Contractor (D-45989-1), Wrench (783204-6), Tool Case

Blade Diameter	7-1/4"
Arbor	5/8"
Max. Cutting Capacities:	at 90° (2-1/2"), at 45° (1-3/4"), at 56° (1-3/8")
No Load Speed	5,800 RPM
Watts Out	2,300
AMPS	15
Overall Length	12-1/2"
Net Weight	11 lbs.
Shipping Weight	20 lbs.



NEW 5057KB

7-1/4" CIRCULAR SAW, w/ DUST COLLECTOR

Designed for Cutting Fiber-Cement Materials

- Powerful 13 AMP motor delivers enough power to cut five stacked 5/16" siding boards in a single pass
- Dust collector engineered to reduce the amount of dust created while cutting
- Guard is retractable for easier plunge cuts
- Bearings and switch are protected with dust proof design
- Bevel cuts from 0°-45°
- Includes rip fence for straight cuts

Model 5057KB Includes: 7-1/4" 28T Carbide-Tipped, Fiber Cement Blade (A-90451), Offset Wrench (782016-4), Rip Fence (164095-8)

Blade Diameter	7-1/4"
Arbor	5/8"
Max. Cutting Capacities:	at 90° (2-3/8"), at 45° (1-3/16")
No Load Speed	5,800 RPM
Watts Out	2,100
AMPS	13
Overall Length	14"
Net Weight	11.8 lbs.
Shipping Weight	15.8 lbs.



XSH01X

18v X2 LXT® (36v) 7-1/4" CIRCULAR SAW KIT

Two 18v LXT® Batteries Deliver the Cutting Performance of a Corded Saw¹

- Makita-built motor delivers 4,800 RPM for fast cutting and ripping
- Two 18V LXT® Lithium-Ion batteries deliver up to 2.5X more cuts per charge²
- Large cutting capacity (2-5/8" at 90°) and bevel capacity (0°-50°) with a positive stop at 45°
- Reinforced magnesium base for durability

Model XSH01X Includes: (2) 18V LXT® Lithium-Ion 3.0Ah Battery (BL1830), 18V Lithium-Ion Rapid Optimum Charger (DC18RC), 7-1/4" 24T Ultra-Coated C.T. Saw Blade (A-94530-A), Tool Bag

Model XSH01Z Includes: Tool Only; Battery and Charger not included

Blade Diameter	7-1/4"
Arbor	5/8"
Max. Cutting Capacity:	90° (2-5/8"), 45° (1-7/8"), 50° (1-11/16")
No Load Speed	4,800 RPM
Battery	2X 18V LXT® Lithium-Ion
Overall Length	14"
Net Weight (with battery)	10.1 lbs.
Shipping Weight	19.3 lbs.



XSH03MB

18v LXT® BRUSHLESS 6-1/2" CIRCULAR SAW KIT

Automatic Speed Change™ Technology

- BL™ Motor delivers 5,000 RPM for faster cutting and ripping
- Automatic Speed Change™ technology adjusts speed and torque during operation for optimum performance
- Compact and ergonomic design at only 13-3/4" long
- Weighs only 7.3 lbs. with battery for reduced operator fatigue
- Large cutting capacity (2-1/4" at 90°) and bevel capacity (0°-50°)

Model XSH03MB Includes: (2) 18V LXT® Lithium-Ion 4.0Ah Battery (BL1840B), 18V Lithium-Ion Rapid Optimum Charger (DC18RC), 6-1/2" 24T C.T. Saw Blade (A-85092), Tool Bag

Model XSH03Z Includes: Tool Only; Battery and Charger not included

Blade Diameter	6-1/2"
Arbor	5/8"
Max. Cutting Capacity:	90° (2-1/4"), 45° (1-5/8"), 50° (1-7/16")
No Load Speed	5,000 RPM
Battery	18V LXT® Lithium-Ion
Overall Length	13-3/4"
Net Weight (with battery)	7.3 lbs.
Shipping Weight	16 lbs.



5005BA

5-1/2" CIRCULAR SAW

Cuts 2X Lumber at 90°

- Powerful 8.0 AMP motor for faster cutting and improved performance
- Blade-left design improves visibility of cutting line
- Compact and lightweight (6.2 lbs.) for increased comfort
- Electric brake for maximum productivity
- Lock-off button for user convenience
- Shaft lock for fast blade changes

Model 5005BA Includes: 5-1/2" 18T Carbide-Tipped Circular Saw Blade (792335-0), Rip Fence (164095-8), Socket Wrench (782209-3)

Blade Diameter	5-1/2"
Arbor	5/8"
Max. Cutting Capacities:	at 90° (1-3/4"), at 45° (1-3/16")
No Load Speed	8,000 RPM
Watts Out	1,050
AMPS	8
Overall Length	9-13/16"
Net Weight	6.2 lbs.
Shipping Weight	9 lbs.



4101RH

5" MASONRY SAW

For Wet Cutting of Tile, Masonry, Concrete and More

- Powerful 7.9 AMP motor for the most demanding jobs
- Special cover design prevents water from entering into motor housing
- Cuts up to 1-5/8" at 90° and 1" at 45°
- Ground fault circuit interrupter (GFCI) plug
- Lock-on button for continuous operation
- Includes 15 ft. of tubing, water pressure regulator and water valve

Model 4101RH Includes: 5" Diamond Blade, Continuous Rim, Wet Cutting (A-90934), Hex Wrench (783203-8), Spanner Wrench (781011-1)

Blade Diameter	5"
Arbor	3/4"
Max. Cutting Capacities:	at 90° (1-5/8"), at 45° (1")
No Load Speed	13,800 RPM
Watts Out	1,050
AMPS	7.9
Overall Length	9-1/4"
Net Weight	6.5 lbs.
Shipping Weight	9.3 lbs.

¹ Compared to Makita 5007 Series ² Compared to Makita BSS611Z



4100NH

4-3/8" MASONRY SAW

Powerful Cutting in Stone, Masonry, Tile & Concrete

- Powerful 12 AMP motor
- Cuts up to 1-3/8"
- Compact and lightweight at only 6.5 lbs.
- High power to weight ratio; 14,500 RPM
- Lock-off button helps prevent accidental starts
- Flat rear side of motor housing allows for easy blade changes

Model 4100NH Includes: Socket Wrench (782209-3), Spanner Wrench (781011-1), 4" Diamond Blade, Turbo, General Purpose (A-94546)

Blade Diameter	4-3/8"
Arbor	3/4"
Max. Cutting Capacity:	at 90° (1-3/8")
No Load Speed	14,500 RPM
Watts Out	1,500
AMPS	12
Overall Length	8-5/8"
Net Weight	6.5 lbs.
Shipping Weight	9.46 lbs.

SPLINTER-FREE CUTS



CAPACITY

Bevel capacity (-1° to 48°) with positive stops at 22.5° and 45°

SP6000J / SP6000J1

6-1/2" PLUNGE CIRCULAR SAW Delivers Splinter-Free Cuts

- 12 AMP motor with variable speed control dial (2,000 - 5,200 RPM)
- Close to the wall cutting (11/16") for expanded cutting applications
- Electronic speed control maintains constant speed under load for smooth cutting
- Ideal for cutting large wood panels and other wood materials in confined areas
- Dual front and rear bevel supports provide additional rigidity for precise and accurate bevel cuts

Model SP6000J Includes: 6-1/2" 48T Carbide-Tipped Saw Blade (B-07353), Hex Wrench (783203-8), Interlocking Tool Case

Model SP6000J1 Includes: Same as SP6000J plus 55" Guide Rail (194368-5)

Blade Diameter	6-1/2"
Arbor	20 mm
Max. Cutting Capacities:	at 90° (2-3/16"), at 45° (1-9/16")
No Load Speed (variable speed)	2,000 - 5,200 RPM
Watts Out	1,800
AMPS	12
Overall Length	13-3/8"
Net Weight	SP6000J (9.7 lbs.), SP6000J1 (16.5 lbs.)
Shipping Weight	SP6000J (16.9 lbs.), SP6000J1 (23.6 lbs.)

Plunge Circular Saw Accessories

	Size	Part #
Guide Rail	55"	194368-5
	118"	194367-7
Guide Rail Connector Kit		P-45777
Splinter Guard Replacement Strip	55"	194418-6
	118"	194419-4
Non-Slip Replacement Strip	32.8"	194417-8
Carbide-Tipped Saw Blade 48T	6-1/2"	B-07353
Router Guide Rail Adaptor For use with guide rail		194579-2
Clamp Set For use with guide rail		194385-5
Rip Fence		165447-6
Miter Guide Set For use with guide rail		196664-7
Guide Rail Adapter		NEW 196953-0



MAGNESIUM™

5008MGA

8-1/4" MAGNESIUM CIRCULAR SAW

Largest Cutting Capacity in its Class

- Magnesium components create a lightweight saw (11.4 lbs.) that is well balanced and job site tough
- Large cutting capacity (3" at 90°) and bevel capacity (0° - 50°) with positive stops at 22.5° and 45°
- Two built-in L.E.D. lights illuminate the line of cut for increased accuracy
- Electric brake for maximum productivity
- Powerful 15.0 AMP motor delivers 5,200 RPM for proven performance

Model 5008MGA Includes: 8-1/4" 24T Carbide-Tipped Saw Blade, Framing (D-21521), Wrench (783204-6), Rip Fence (164095-8)

Blade Diameter	8-1/4"
Arbor	5/8"
Max. Cutting Capacities:	at 90° (3"), at 45° (2-1/4"), at 50° (2")
No Load Speed	5,200 RPM
Watts Out	2,300
AMPS	15
Overall Length	13-1/8"
Net Weight	11.4 lbs.
Shipping Weight	15.21 lbs.



5104

10-1/4" CIRCULAR SAW Cuts 4x Lumber in a Single Pass

- 14 AMP motor delivers enough power to cut beams and timber
- Well balanced and weighs only 20.3 lbs. for increased operator comfort
- Precision gearing with ball-and-needle bearing construction
- Electric brake for maximum productivity
- Large cutting and bevel capacity (3-3/4" at 90° and 2-3/4" at 45°)

Model 5104 Includes: 10-1/4" 24T Carbide-Tipped Saw Blade, Framing (A-94910), Wrench (783204-6), Rip Fence (165499-7)

Blade Diameter	10-1/4"
Arbor	5/8"
Max. Cutting Capacities:	at 90° (3-3/4"), at 45° (2-3/4")
No Load Speed	3,800 RPM
Watts Out	2,100
AMPS	14
Overall Length	16"
Net Weight	20.3 lbs.
Shipping Weight	26.7 lbs.



5402NA

16-5/16" CIRCULAR SAW Large Cutting Capacity for Beams and Timber

- Powerful 15 AMP motor delivers enough power to cut through pressure treated lumber
- Cuts 6x material at 90° and 4x material at 45° in a single pass
- Weighs only 32.1 lbs. for increased operator comfort
- Electric brake for maximum productivity
- Ideal for cutting large timber and lumber

Model 5402NA Includes: 16-5/16" x 1" 32T Carbide-Tipped Blade (A-90956), Wrench (783204-6), Rip Fence (164019-4), Saw Storage Holder (194701-1)

Blade Diameter	16-5/16"
Arbor	1"
Max. Cutting Capacities:	at 90° (6-3/16"), at 45° (4-3/16")
No Load Speed	2,200 RPM
Watts Out	1,800
AMPS	15
Overall Length	24-1/4"
Net Weight	32.1 lbs.
Shipping Weight	43.4 lbs.

Circular Saw Accessories

Description	Model	Part #
Offset Wrench	5007NK/NFAK, 5007FK/FA, 5007NHK, 5008FA, 5277NB	782016-4
Hex Wrench	4101RH, 4131, 5740NB, HS7600	783203-8
	5007MG, 5007MGA, 5008MGA, 5104, 5377MG, 5402NA	783204-6
Socket Wrench	4100NH, 4200NH, 5005BA	782209-3
Spanner Wrench	4100NH, 4100RH, 4200NH, 5201NA	781011-1
Tool Hook	5277NB	125319-7
Saw Storage Holder	5377MG, 5477NB	125346-4
	5402NA	194701-1
Dust Nozzle	5008MGA	450079-5
Rip Fence	4200NH, 5005BA, 5007F, 5007FA, 5007MG, 5007MGA, 5057KB, 5277NB, 5377MG, 5477NB, 5740NB, HS7600	164095-8
	5477NB, 5377MG, 5740NB, HS7600	165153-3
Rip Fence Screw	5201NA, 5402NA	164019-4
	5104	165499-7
	5005BA, 5007FAK, 5007F, 5007FA, 5007NK, 5007MG, 5007MGA, 5057KB, 5277NB, 5377MG, 5477NB, 5402NA	251858-2
	5104	265701-9
	5201NA, 5740NB	924316-8
	4200NH	265724-7

**JR3070CT****15****AVT® RECIPRO SAW - 15 AMP**
Anti-Vibration Technology for
2X Less Vibration

- Powerful 15 AMP motor with electronic speed control maintains constant speed under load
- Built-in clutch reduces gear damage by disengaging gears if blade binds
- 4-position orbital/straight cutting action
- Ideal for demolition work and demanding cutting applications
- Large 2-finger trigger with lock-on button for added convenience
- Long 1-1/4" stroke for faster cutting

Model JR3070CT Includes: 6" 6TPI Recipro Saw Blade (723054-A-1), 6" Metal Cutting Recipro Saw Blade, 18TPI (723066-A-1), Steel Tool Case

Length of Stroke	1-1/4"
Strokes Per Minute (variable speed)	0 - 2,800 SPM
AMPS	15
Overall Length	19-1/8"
Net Weight	10 lbs.
Shipping Weight	25.82 lbs.

**JR3070CTZ**

No Lock-On

15**AVT® RECIPRO SAW - 15 AMP**
Anti-Vibration Technology for
2X Less Vibration

- Powerful 15 AMP motor with electronic speed control maintains constant speed under load
- Built-in clutch reduces gear damage by disengaging gears if blade binds
- 4-position orbital/straight cutting action
- Variable speed control dial to match the speed to the application
- Ideal for framers, carpenters, electricians, plumbers, demolition work and other demanding cutting applications

Model JR3070CTZ Includes: 6" 6TPI Recipro Saw Blade (723054-A-1), 6" Metal Cutting Recipro Saw Blade, 18TPI (723066-A-1), Steel Tool Case

Length of Stroke	1-1/4"
Strokes Per Minute (variable speed)	0 - 2,800 SPM
AMPS	15
Overall Length	19-1/8"
Net Weight	9.6 lbs.
Shipping Weight	24 lbs.

**JR3060T****12****RECIPRO SAW - 12 AMP**
4-Position Orbital Cutting Action

- Powerful 12 AMP motor for improved performance
- "Tool-less" blade change and shoe adjustment
- Variable speed trigger (0-2,800 SPM) for precise cutting in a wide variety of materials
- Long 1-1/4" stroke for faster cutting
- All ball and needle bearing construction for longer tool life
- Built-in dust blower clears the line of cut for greater accuracy

Model JR3060T Includes: 6" 6TPI Recipro Saw Blade (723054-A-1), 6" Metal Cutting Recipro Saw Blade, 18TPI (723066-A-1), Tool Case

Length of Stroke	1-1/4"
Strokes Per Minute (variable speed)	0 - 2,800 SPM
AMPS	12
Overall Length	19-1/8"
Net Weight	9.6 lbs.
Shipping Weight	14.6 lbs.

**JR3050T****11****RECIPRO SAW - 11 AMP**
Powerful 11.0 AMP Motor for
Improved Performance

- Variable speed trigger for precise cutting in a wide variety of applications
- "Tool-less" blade change and shoe adjustment
- Long 1-1/8" stroke for faster cutting
- Well-balanced design (only 7.3 lbs.) for reduced operator fatigue
- Large 2-finger trigger with lock-on button
- Built-in dust blower clears the line of cut for greater accuracy

Model JR3050T Includes: 6" 6TPI Recipro Saw Blade (723054-A-1), 6" Metal Cutting Recipro Saw Blade, 18TPI (723066-A-1), Tool Case

Length of Stroke	1-1/8"
Strokes Per Minute (variable speed)	0 - 2,800 SPM
AMPS	11
Overall Length	17-3/4"
Net Weight	7.3 lbs.
Shipping Weight	13.9 lbs.

**JR3050TZ**

No Lock-On

11**RECIPRO SAW - 11 AMP**
Powerful 11.0 AMP Motor for
Improved Performance

- Variable speed trigger for precise cutting in a wide variety of applications
- "Tool-less" blade change and shoe adjustment
- Long 1-1/8" stroke for faster cutting
- Well-balanced design (only 7.3 lbs.) for reduced operator fatigue
- Built-in dust blower clears the line of cut for greater accuracy
- All ball-and-bearing construction engineered for longer tool life

Model JR3050TZ Includes: 6" 6TPI Recipro Saw Blade (723054-A-1), 6" Metal Cutting Recipro Saw Blade, 18TPI (723066-A-1), Tool Case

AMPS	11
Length of Stroke	1-1/8"
Strokes Per Minute (variable speed)	0 - 2,800 SPM
Overall Length	17-3/4"
Net Weight	7.3 lbs.
Shipping Weight	13.7 lbs.

**XRJ03Z**

Tool only - battery and charger not included

18v LXT® RECIPRO SAW
2,900 SPM and 1-1/8" Stroke for
Fast Cutting

- Makita-built variable speed motor delivers 0-2,900 strokes per minute and a 1-1/8" length stroke to provide faster cutting
- "Tool-less" blade change system allows for faster blade installation and removal for increased productivity
- Compact and ergonomic design at only 17-3/4" long
- Weighs only 7.9 lbs. with battery (battery not included) for reduced operator fatigue
- Rubberized soft grip handle provides increased comfort on the job
- Ergonomic shape fits like a glove with even pressure and easy control

Model XRJ03Z Includes: 6" 6TPI Recipro Saw Blade (723054-A-1); Battery and Charger not included

Length of Stroke	1-1/8"
Max. Cutting Capacity: Pipe (5-1/8"), Wood w/ 12" blade (10")	
Strokes Per Minute (variable speed)	0 - 2,900 SPM
Battery	18V LXT® Lithium-Ion
Overall Length	17-3/4"
Net Weight (with battery)	7.9 lbs.
Shipping Weight	8 lbs.

**XRJ02**

XRJ02Z

18v LXT® RECIPRO SAW KIT
"Tool-less" Blade Change and Shoe
Adjustment

- Makita-built variable speed motor delivers 0-2,900 strokes per minute and a 1-1/8" stroke length for faster cutting
- Large 2-finger variable speed trigger for added convenience
- Retractable tool hook secures the tool when not in use
- Soft grip handle provides increased comfort on the job
- Compact and ergonomic design at only 19-5/8" long

Model XRJ02 Includes: (2) 18V LXT® Lithium-Ion 3.0Ah Battery (BL1830), 18V Lithium-Ion Rapid Optimum Charger (DC18RC), 6" 6TPI Recipro Saw Blade (723054-A-1), Tool Case

Model XRJ02Z Includes: Tool Only; Battery and Charger not included

Length of Stroke	1-1/8"
Max. Cutting Capacity: Pipe (5-1/8"), Wood w/ 12" blade (10")	
Strokes Per Minute (variable speed)	0 - 2,900 SPM
Battery	18V LXT® Lithium-Ion
Overall Length	19-5/8"
Net Weight (with battery)	8.2 lbs.
Shipping Weight	18 lbs.

NEW Coming Soon**XRJ06Z****18v X2 LXT® (36v) BRUSHLESS RECIPRO SAW****XRJ05Z****18v LXT® BRUSHLESS RECIPRO SAW****XRJ04Z****18v LXT® RECIPRO SAW**

PRECISION ENGINEERING



SPEED

"Tool-less" blade change system for fast and easy blade installation and removal

VERSATILITY

3 orbital settings plus straight cutting for cutting in all varieties of materials

CAPACITY

Electronic variable speed control dial maintains consistent speed throughout the cut for superior results

4350FCT

TOP HANDLE JIG SAW Precision Engineering Delivers Best-in-Class Cutting

- 3 orbital settings plus straight cutting for use in a variety of materials
- Variable speed control dial (800 - 2,800 SPM) enables user to set the speed to the application
- "Tool-less" blade change system for fast blade installation and removal
- 40% less tool vibration with the lowest noise level in its class
- Uses Tang shank blades

Model 4350FCT Includes: (2) 4-1/8" 9TPI Jig Saw Blade (792529-7-1), (2) Jig Saw Blade, T Shank, HCS, 4-1/8" x 9TPI (792729-9-1), (2) Jig Saw Blade, T Shank, HSS, 3" x 24TPI (792473-8-1), Anti-Splintering Insert (415524-7), Cover Plate (417852-6), Hex Wrench (783202-0), Tool Case

Length of Stroke	1"
Max. Cutting Capacities:	Wood at 90° (5-5/16"), Steel at 90° (3/8")
Strokes Per Minute (variable speed)	800 - 2,800 SPM
Blade Shank	"T" Tang
AMPS	6.3
Overall Length	9-1/4"
Net Weight	5.7 lbs.
Shipping Weight	9.4 lbs.



JV0600K

TOP HANDLE JIG SAW Powerful 6.5 AMP Motor

- 6.5 AMP motor and 3 orbital settings plus straight cutting deliver faster and more accurate cuts
- Variable speed control dial (500-3,100 SPM) enables user to match the speed to the application
- Through-the-body dust port for use with a vacuum provides efficient dust management
- Counterbalance system for reduced vibration
- "Tool-less" blade change system for fast blade installation and removal
- Uses Tang shank blades

Model JV0600K Includes: 4-1/8" 9TPI Jig Saw Blade (792529-7-1), Hex Wrench (783201-2), Tool Case

Length of Stroke	7/8"
Max. Cutting Capacities:	Wood at 90° (3-1/2"), Steel at 90° (3/8")
Strokes Per Minute (variable speed)	500 - 3,100 SPM
Blade Shank	"T" Tang
AMPS	6.5
Overall Length	9-1/4"
Net Weight	5.2 lbs.
Shipping Weight	9.19 lbs.



4329K

TOP HANDLE JIG SAW 3 Orbital Settings Plus Straight Cutting

- Variable speed control dial (500 - 3,100 SPM) enables user to set the speed to the application
- Ergonomically designed rubberized grip for more comfort
- Counterweight balancing system for reduced vibration
- Die-cast aluminum base adjusts up to 45° right or left and positive stop at 90° for solid cutting performance
- Through-the-body dust port provides optimal dust management with use of clear dust cover and vacuum
- Uses Tang shank blades

Model 4329K Includes: 4-1/8" 9TPI Jig Saw Blade (792529-7-1), Hex Wrench (783201-2), Tool Case

Length of Stroke	11/16"
Max. Cutting Capacities:	Wood at 90° (2-9/16"), Steel at 90° (1/4")
Strokes Per Minute (variable speed)	500 - 3,100 SPM
Blade Shank	"T" Tang
AMPS	3.9
Overall Length	8-7/8"
Net Weight	4.2 lbs.
Shipping Weight	7.7 lbs.



LXT BRUSHLESS

XVJ02Z

Tool only - battery and charger not included

18v LXT® BRUSHLESS JIG SAW Up To 45% Faster Cutting¹

- Makita-built brushless motor and 3 orbital settings plus straight cutting deliver faster and more accurate cuts in a variety of materials
- Variable 6-speed control dial (800-3,500 SPM) enables user to match the speed to the application
- Efficient BL™ Brushless motor is electronically controlled to optimize battery energy use for up to 50% longer run time per charge
- "Tool-less" blade change system allows for faster blade installation and removal for increased productivity
- The electronically-controlled BL™ Brushless Motor efficiently uses energy to match torque and SPM to the changing demands of the application

Model XVJ02Z Includes: 4-1/8" 9TPI Jig Saw Blade (792529-7-1); Battery and Charger not included

Length of Stroke	1"
Max. Cutting Capacity at 90°:	Aluminum (25/32"), Mild Steel (3/8"), Wood (5-5/16")
Strokes Per Minute (variable speed)	800 - 3,500 SPM
Blade Shank	"T" Tang
Overall Length	10-1/2"
Net Weight (with battery)	5.8 lbs.
Shipping Weight	5.3 lbs.



LXT

XVJ03

18v LXT® JIG SAW KIT Custom Cutting Without a Cord

- Makita-built variable speed motor delivers 0-2,600 strokes per minute for fast and efficient cutting
- 3 orbital settings plus straight cutting for use in a variety of materials
- "Tool-less" blade change system allows for faster blade installation and removal for increased productivity
- Heavy gauge, precision machined base for smooth, accurate cutting and added durability
- Heavy gauge, precision machined base for smooth, accurate cutting and added durability

Model XVJ03 Includes: (2) 18v LXT® Lithium-Ion 3.0Ah Battery (BL1830), 18v Lithium-Ion Rapid Optimum Charger (DC18RC), Jig Saw Blade, T Shank, HCS, 4-1/8" x 9TPI (792729-9-1), Anti-Splintering Insert (415524-7), Cover Plate (417852-6), Hex Wrench (783202-0), Tool Bag

Model XVJ03Z Includes: Tool Only; Battery and Charger not included

Length of Stroke	1"
Max. Cutting Capacity at 90°:	Wood (5-5/16"), Steel (3/8")
Strokes Per Minute (variable speed)	0 - 2,600 SPM
Blade Shank	"T" Tang
Battery	18v LXT® Lithium-Ion
Overall Length	10-1/8"
Net Weight (with battery)	14.7 lbs.
Shipping Weight	14.7 lbs.



4351FCT

BARREL GRIP JIG SAW Barrel Grip Design is Closer to the Work Surface for More Precise Cuts

- 40% less tool vibration with the lowest noise level in its class
- 3 orbital settings plus straight cutting for use in a variety of materials
- Variable speed control dial (800 - 2,800 SPM) enables user to set the speed to the application
- "Tool-less" blade change system
- Uses Tang shank blades

Model 4351FCT Includes: (2) 4-1/8" 9TPI Jig Saw Blade (792529-7-1), (2) Jig Saw Blade, T Shank, HCS, 4-1/8" x 9TPI (792729-9-1), (2) Jig Saw Blade, T Shank, HSS, 3" x 24TPI (792473-8-1), Anti-Splintering Insert (415524-7), Cover Plate (417852-6), Hex Wrench (783202-0), Tool Case

Length of Stroke	1"
Max. Cutting Capacities:	Wood at 90° (5-5/16"), Steel at 90° (3/8")
Strokes Per Minute (variable speed)	800 - 2,800 SPM
Blade Shank	"T" Tang
AMPS	6.3
Overall Length	10-3/4"
Net Weight	5.5 lbs.
Shipping Weight	9.2 lbs.

Jig Saw Accessories



Rip Fence / Circular Guide For fast ripping to uniform width

Type	Models	Part #
Rip Fence Only	4320, 4300BV, 4301BV, 4302C	164113-2
Combination	4340FCT, 4341FCT, 4350FCT, 4351FCT, XVJ02, XVJ03	193516-3

Base Plate / Cover Plate



Type	Models	Part #
Metal Base Plate	4350FCT, 4351FCT, XVJ02, XVJ03	345238-3
Cover Plate	4350FCT, 4351FCT, XVJ02, XVJ03	417852-6

Anti-Splintering Insert For cleaner cuts

Models	Part #
4350FCT, 4351FCT, XVJ02, XVJ03	415524-7

Guide Rail Adaptor Set

Models	Part #
4350FCT, 4351FCT, XVJ02, XVJ03	193517-1
For use with guide rails	55" 194368-5 118" 194367-7

Additional Jig Saw Accessories See pg. 119

¹ Compared to XVJ03

**8-1/2" Slide
Compound Miter Saw**
LS0815F

BENCHTOP

MITER SAWS



pgs. 72-73

TABLE SAWS



pg. 74

PLANER



pg. 74

ACCESSORIES



pg. 117

LARGE & ACCURATE CUTS




Cuts up to 8" crown molding (nested) and 6-1/2" baseboard (vertical)

VERSATILITY



5-1/2" tall fence system features upper and lower fence adjustments for more precise cuts

ACCURACY



6 linear ball bearings and 4-steel rail sliding system deliver maintenance-free "dead-on" accurate cuts



LS1216L

12" DUAL SLIDE COMPOUND MITER SAW

Cuts Up to 8" Crown Molding and 15" at 90°

- 4-Steel Rail Sliding System increases rigidity to produce superior cuts
- 6 linear ball bearings deliver adjustment-free "dead-on" accurate cuts
- 5-1/2" tall dual sliding fence system
- Independent laser indicates line-of-cut whether blade is turning or not
- Electronic speed control maintains constant speed

Model LS1216L Includes: 12" x 1" 60T Micro-Polished Miter Saw Blade (A-93712), Vertical Vise (122854-6), Dust Bag (122852-0), Triangular Rule (762001-3), Blade Wrench (783208-8), Socket Wrench (782232-8)

Blade Diameter	12"
Arbor	1"
Max. Cutting Capacities:	at 90° (3-5/8" x 15"), at 45° L/R (3-5/8" x 10-1/2")
No Load Speed	3,200 RPM
Dimensions (LxWxH)	31-3/4" x 25-1/4" x 28-3/8"
Net Weight	58.6 lbs.
Shipping Weight	74 lbs.



LS1216LX4

12" DUAL SLIDE COMPOUND MITER SAW

Cuts Up to 8" Crown Molding and 15" at 90°

- 4-Steel Rail Sliding System increases rigidity to produce superior cuts
- 6 linear ball bearings deliver adjustment-free "dead-on" accurate cuts
- Independent laser indicates line-of-cut whether blade is turning or not
- Includes a durable stand for easier job-site portability that features up to 9' material support extensions and adjustable leg supports

Model LS1216LX4 Includes: 12" x 1" 60T Micro-Polished Miter Saw Blade (A-93712), Vertical Vise (122854-6), Dust Bag (122852-0), Triangular Rule (762001-3), Straight Guide (164834-6), Socket Wrench (782232-8), Jobsite Miter Saw Stand (WST05)

Blade Diameter	12"
Arbor	1"
Max. Cutting Capacities:	at 90° (3-5/8" x 15"), at 45° L/R (3-5/8" x 10-1/2")
No Load Speed	3,200 RPM
Dimensions (LxWxH)	31-3/4" x 25-1/4" x 28-3/8"
Net Weight	116.2 lbs.
Shipping Weight	162 lbs.



LS1016

10" DUAL SLIDE COMPOUND MITER SAW

Largest Crown Molding Cutting Capacity in its Class

- 10" slide miter saw with the crown molding cutting capacity of a 12" saw
- Innovative direct drive gearbox and guard system is engineered for increased vertical cutting capacity (4-3/4")
- Exclusive 6 linear ball bearings engineered to deliver "dead-on" accurate cuts
- Capacity: 6-5/8" crown molding (nested), 4-3/4" baseboard (vertical)
- Compact design with a patented 4-Steel Rail Sliding System

Model LS1016 Includes: 10" x 5/8" 60T Micro-Polished Miter Saw Blade (A-93675), Vertical Vise (122854-6), Dust Bag (122852-0), Triangular Rule (762001-3), Socket Wrench (782232-8)

Blade Diameter	10"
Arbor	5/8"
Max. Cutting Capacities:	at 90° (2-13/16" x 12"), at 45° L/R (2-13/16" x 8-1/2")
No Load Speed	3,200 RPM
Dimensions (LxWxH)	28-1/4" x 25-1/4" x 26-1/2"
Net Weight	53.1 lbs.
Shipping Weight	66.85 lbs.



LS1016L

10" DUAL SLIDE COMPOUND MITER SAW

Largest Crown Molding Cutting Capacity in its Class

- 10" slide miter saw with the crown molding cutting capacity (6-5/8" vertically-nested) of a 12" saw
- Built-in laser clearly indicates line-of-cut whether blade is turning or not
- Compact design with a patented 4-Steel Rail Sliding System further increases rigidity to produce superior cuts
- Exclusive 6 linear ball bearings engineered to deliver "dead-on" accurate cuts

Model LS1016L Includes: 10" x 5/8" 60T Micro-Polished Miter Saw Blade (A-93675), Vertical Vise (122854-6), Dust Bag (122852-0), Triangular Rule (762001-3), Socket Wrench (782232-8)

Blade Diameter	10"
Arbor	5/8"
Max. Cutting Capacities:	at 90° (2-13/16" x 12"), at 45° L/R (2-13/16" x 8-1/2")
No Load Speed	3,200 RPM
Dimensions (LxWxH)	28-1/4" x 25-1/4" x 26-1/2"
Net Weight	53.3 lbs.
Shipping Weight	68.5 lbs.



LS1016LX5

10" DUAL SLIDE COMPOUND MITER SAW

Largest Crown Molding Cutting Capacity in its Class

- 10" slide miter saw with the crown molding cutting capacity (6-5/8" vertically-nested) of a 12" saw
- Built-in laser clearly indicates line-of-cut whether blade is turning or not
- Includes a durable stand for easier job-site portability that features up to 9' material support extensions and adjustable leg supports
- Exclusive 6 linear ball bearings engineered to deliver "dead-on" accurate cuts

Model LS1016LX5 Includes: Jobsite Miter Saw Stand (WST05), 10" x 5/8" 60T Micro-Polished Miter Saw Blade (A-93675), Vertical Vise (122854-6), Dust Bag (122852-0), Triangular Rule (762001-3), Socket Wrench (782232-8)

Blade Diameter	10"
Arbor	5/8"
Max. Cutting Capacities:	at 90° (2-13/16" x 12"), at 45° L/R (2-13/16" x 8-1/2")
No Load Speed	3,200 RPM
Dimensions (LxWxH)	28-1/4" x 25-1/4" x 26-1/2"
Net Weight	110.2 lbs.
Shipping Weight	135 lbs.



LS1018

10" DUAL SLIDE COMPOUND MITER SAW

Large Cutting Capacity in a Compact Design and Less Weight

- Powerful 13.0 AMP direct drive motor requires less maintenance and delivers 4,300 RPM
- Miter 0° - 47° left and 0° - 60° right, with positive stops at 0°, 15°, 22.5°, 31.6°, 45° (left and right)
- Linear ball bearing system engineered to deliver "dead-on" accurate cuts
- Less weight (43.7 lbs.) and compact design for job site portability

Model LS1018 Includes: 10" 40T Miter Saw Blade (JM23000176), Triangle Rule for Miter Saws (JM27000328), Vice Assembly, LS1018 (JM23100502), Dust Bag Assembly, LS1018 (JM23100501), Extension Wing, LS1018 (JM23100500), Wrench 13 (782230-2)

Blade Diameter	10"
Arbor	5/8"
Max. Cutting Capacities:	at 90° (3-5/8" x 12"), at 45° L/R (3-5/8" x 8-1/2")
No Load Speed	4,300 RPM
Dimensions (LxWxH)	21-1/8" x 32-1/2" x 25"
Net Weight	43.7 lbs.
Shipping Weight	51.7 lbs.

PORTABLE & POWERFUL



NEW XSL02Z

18v X2 LXT® BRUSHLESS 7-1/2" COMPOUND MITER SAW

Powerful BL™ Brushless Motor Delivers 5,700 RPM for Faster Cutting

- Two 18V LXT® Lithium-Ion Batteries deliver the power and performance of a corded miter saw without leaving the 18V LXT® platform
- Automatic Speed Change™ technology adjusts cutting speed and torque during cut for optimum performance
- The BL™ Brushless Motor eliminates carbon brushes, enabling the BL Motor to run cooler and more efficiently for longer life
- Efficient BL™ Brushless motor is electronically controlled to optimize battery energy use for up to 50% longer run time per charge

Model XSL02Z Includes: 7-1/2" 40T C.T. Miter Saw Blade (A-90912); Battery and Charger not included

Blade Diameter	7-1/2"
Arbor	5/8"
Max. Cutting Capacity (Bevel/Miter):	90°/90° (2-1/16" x 11-3/4"), 45°/45° (2-1/16" x 8-3/8")
No Load Speed	5,700 RPM
Battery	2X 18V LXT® Lithium-Ion
Dimensions (LxWxH)	25-3/4" x 17" x 17-1/2"
Net Weight (with battery)	28.9 lbs.
Shipping Weight	38 lbs.

Tool only - battery and charger not included



XSL01

18v LXT® 7-1/2" COMPOUND MITER SAW KIT

Large Cutting Capacity up to 2-1/16" and 11-3/4" Crosscuts at 90°

- Powerful Makita-built motor delivers 2,200 RPM
- Weighs only 27.5 lbs. with battery for reduced operator fatigue
- Four steel rail sliding system increases rigidity to produce superior accurate cuts
- Meters 0-47° left and 0-57° right; bevels 0-45° left and 0-5° right

Model XSL01 Includes: (2) 18V LXT® Lithium-Ion 3.0Ah Battery (BL1830), 18V Lithium-Ion Rapid Optimum Charger (DC18RC), 7-1/2" 40T C.T. Miter Saw Blade (A-90912), (2) Extension Wing (322312-4), Vertical Vise (122571-8), Dust Bag (122852-0), Triangular Rule (762001-3), Socket Wrench (782223-9)

Model XSL01 Includes: Tool Only; Battery and Charger not included

Blade Diameter	7-1/2"
Arbor	5/8"
Max. Cutting Capacity (Bevel/Miter):	90°/90° (2-9/16" x 11-3/4"), 45°/45° (1" x 11-3/4")
No Load Speed	2,200 RPM
Battery	18V LXT® Lithium-Ion
Dimensions (LxWxH)	25-3/4" x 17" x 17-7/8"
Net Weight (with battery)	27.5 lbs.
Shipping Weight	44 lbs.



LS0815F

8-1/2" SLIDE COMPOUND MITER SAW

Compact and Lightweight Design for Job Site Portability

- Powerful 10.5 AMP direct drive motor requires less maintenance and delivers 5,000 RPM
- Cuts up to 12" at 90° and 8-1/2" at 45°
- Meters 0°-50° left and 0°-60° right, with positive stops at 0°, 15°, 22.5°, 31.6°, 45° (right or left)
- Compact and lightweight (31.1 lbs.) for job site portability

Model LS0815F Includes: 8-1/2" 48T Carbide-Tipped Miter Saw Blade (A-95934), Triangle Rule for Miter Saws (JM27000328), Vertical Vise, LS0815F (JM23510009), Dust Bag, LS0815F (JM23510010), Box Wrench, LS0815F (782230-2), (2) Extension Wing (JM23000127)

Blade Diameter	8-1/2"
Arbor	5/8"
Max. Cutting Capacities:	at 90° (2-9/16" x 12"), at 45° L/R (2-9/16" x 8-1/2")
No Load Speed	5,000 RPM
Dimensions (LxWxH)	29-3/4" x 17-3/4" x 19-1/4"
Net Weight	31.1 lbs.
Shipping Weight	41.8 lbs.



LS1221

12" COMPOUND MITER SAW

Consistently Precise Cutting Performance

- Large cutting capacity (3-7/8" x 6" at 90°)
- 4-1/2" tall pivoting fence for cutting up to 5-1/2" crown molding
- Powerful 15 AMP direct drive motor delivers 4,000 RPM for smooth performance
- Positive stops at 9 settings; 15°, 22.5°, 31.6°, 45° right or left and 0°
- Horizontal D-handle design for easy and comfortable operation
- Electric brake for maximum productivity

Model LS1221 Includes: 12" x 1" 40T Micro-Polished Miter Saw Blade (A-93706), Vertical Vise (122540-9), Extension Wing (323726-0), Socket Wrench (782232-8), Dust Bag (122852-0)

Blade Diameter	12"
Arbor	5/8"
Max. Cutting Capacities:	at 90° (3-7/8" x 6"), at 45° L/R (2-3/4" x 5-7/8")
No Load Speed	4,000 RPM
Dimensions (LxWxH)	24" x 26-1/2" x 23-7/8"
Net Weight	37 lbs.
Shipping Weight	50 lbs.



LS1040

10" COMPOUND MITER SAW

Pivoting Fence for Supporting Larger Material

- Powerful 15 AMP direct drive motor for improved performance
- Dual post compound pivoting arm; bevel cuts up to 45° to the left
- Weighs only 24.2 lbs. for easy portability
- Positive stops at 9 settings: 15°, 22.5°, 30°, 45° right or left & 0° (90° cuts)
- Miter cuts 0 - 45° left and 0 - 52° right

Model LS1040 Includes: 10" x 5/8" 40T Micro-Polished Miter Saw Blade (A-93669), Dust Bag (122852-0), Triangular Rule (762001-3), Vertical Vise (122536-0), Socket Wrench (782232-8)

Blade Diameter	10"
Arbor	5/8"
Max. Cutting Capacities:	at 90° (2-3/4" x 5-1/8"), at 45° L/R (1-3/8" x 3-5/8")
No Load Speed	4,600 RPM
Dimensions (LxWxH)	20-7/8" x 18-3/4" x 21"
Net Weight	27.3 lbs.
Shipping Weight	28 lbs.

Jobsite Miter Saw Stands

Fits All Makita® Miter Saws



WST05

Large Solid Rubber Wheels for Easier Jobsite Portability

- Material support extensions (extend 9') with adjustable leg supports for increased cutting accuracy
- Spring-loaded mechanism engineered for quick and easy jobsite set up
- Durable duty aluminum feed roller and adjustable material stop engineered for increased speed on repetitive cuts
- Compact design (46" folded) for convenient transportation to and from the jobsite, and easy vertical or horizontal storage
- 2-Position adjustable stand provides additional height set up for increased comfort
- Adjustable non-marring rubberized feet provide additional support when leveling stand on uneven surfaces

Material Support Extensions	9'
Spring Loading Mechanism	Yes
In-Feed Roller	Yes
Material Stop	Yes
Folded Dimensions (W)	46"
Dimensions (LxWxH)	46" x 19-3/4" x 15-3/4"
Net Weight	58.0 lbs.
Shipping Weight	66.0 lbs.



195083-4

Ideal for Jobsite Use

- Large platform base for additional work space
- 5-position adjustable stand fits different height requirements
- Material support extensions (extends 9') with feed roller deliver enhanced convenience and work speed
- Solid rubber 12" wheels for easy portability, job to job
- Spring loaded mechanism for quick and easy setups



Material Support Extensions	9'
Spring Loading Mechanism	Yes
In-Feed Roller	Yes
Material Stop	Yes
Folded Dimensions (W)	50-1/2"
Dimensions (LxWxH)	50-1/2" x 21-1/2" x 15-3/4"
Net Weight	79.0 lbs.
Shipping Weight	90.7 lbs.

Miter Saw Blades

Premium Ultra-Coated

Alternate Top ATAF

Alternate Face
ATAF (Alternate Top and Alternating Face) tooth design for ultra precision cutting



Japanese ultra-thin kerf carbide-tipped design provide smoother cuts with less drag on the motor and minimal material loss



ULTRA THIN KERF

Plate Thickness

Hook Angle

Fully hardened and expertly hand-tensioned steel saw plates for true cuts



QUIET CUTTING

Resin Bond Filled Laser Cut Slots

ULTRA-COATED

Ultra-coated blades provide reduced pitch build-up



Micro-Polished

Alternate Top ATAF

Alternate Face
ATAF (Alternate Top and Alternating Face) tooth design for ultra precision cutting



ULTRA THIN KERF

Plate Thickness

Hook Angle

Japanese ultra-thin kerf carbide-tipped design provide smoother cuts with less drag on the motor and minimal material loss

Micro-grain carbide-teeth are honed with up to 600 grit for a mirror finish



Additional Miter Saw Blades See pg. 117

Miter Saw Workstation



Description	Model	Part #
1 Extension Wing	LS1013F/FL, LS1214F/FL	322932-4
	LS1036, LS1011	192118-2
	LS0714, LS1040	322312-4
	LS1221	323726-0
	LS1016/L/LX5, LS1216/L/LX4	325673-1 ¹
	LS0815F	JM23000127
2 Right Sub-Fence	LS1013F/FL, LS1214F/FL	153898-5
3 Crown Molding Stopper Set	LS1013F/FL	192628-9
	LS1040	192622-1
	LS1016/L/LX5, LS1221	192669-5
	LS1216/L/LX4	195253-5
4 Vertical Vise	LS1040	122536-0
	LS1013F/FL	122538-6
	LS1221	192672-6
	LS1214F/FL	122540-9
	LS0714	122571-8
	LS1016/L/LX5, LS1216/L/LX4	122854-6

Description	Model	Part #
5 Horizontal Vise	LS1013F/FL, LS1214F/FL, LS1221	122470-4
	LS1040, LS0714	122567-9
	LS1016/L/LX5, LS1216/L/LX4	122930-6
6 Directional Elbow	LS1040, LS1013F/FL, LS1221, LS1214F/FL	416368-8
7 Extension Rod 1/2" x 83"	LS1040, LS1221, LS1214F/FL	256812-1
8 Extension Rod Holder	LS1040	122446-1
	LS1214F/FL, LS1221	192671-8
9 Repetitive Cut Set Plate	LS1040	122472-0
	LS0714, LS1221	
10 Dust Box	LS1016/L/LX5, LS1216/L/LX4, LS0714, LXSLO1	194175-6

¹ Use with thumbscrew Part # 251889-1



2705

10" TABLE SAW

Precision Machined Table Top for Accurate Cuts

- Powerful 15 AMP motor delivers 4,800 RPM for improved performance
- Large cutting capacity (3-9/16" at 90° and 2-1/2" at 45°) can rip 4x material in one pass; can use up to a 13/16" dado blade
- Right extension table allows for greater cutting capacity with the capability to rip 4x8 sheets of plywood
- Extended capacity with up to 25" ripping
- "Tool-less" modular blade guard system with an adjustable riving knife/spreader

Model 2705 Includes: 10" 32T Carbide-Tipped Table Saw Blade (A-94948), Rip Fence (122740-1), Miter Gauge (122838-4), Push Stick (416772-1), Spanner Wrench (781038-1), Wrench (782024-5), Wrench 5 (783224-8)

Blade Diameter	10"
Arbor	5/8"
Max. Cutting Capacities:	at 90° (3-5/8"), at 45° (2-1/2")
No Load Speed	4,800 RPM
Table Size (WxL)	24-5/8" x 22-1/4"
Net Weight	65.5 lbs.
Shipping Weight	82 lbs.



2705X1

10" CONTRACTOR TABLE SAW WITH STAND

Includes Stand - Precision Machined Table Top for Accurate Cuts

- Powerful 15.0 AMP motor delivers 4,800 RPM for improved performance
 - Large cutting capacity (3-9/16" at 90° and 2-1/2" at 45°); rips 4x material in one pass
 - Large 25" ripping capacity for cutting plywood/sheet material
 - Easy to read scale with magnifying glass for increased accuracy
 - Spring loaded mechanism for quick and easy set up
- Model 2705X1 Includes:** 10" 32T Carbide-Tipped Table Saw Blade (A-94948), Rip Fence (122740-1), Miter Gauge (122838-4), Push Stick (416772-1), Spanner Wrench (781038-1), Wrench (782024-5), Hex Wrench (783203-8), Portable Table Saw Stand (194093-8)

Blade Diameter	10"
Arbor	5/8"
Max. Cutting Capacities:	at 90° (3-5/8"), at 45° (2-1/2")
No Load Speed	4,800 RPM
Table Size (WxL)	24-5/8" x 22-1/4"
Net Weight	114.7 lbs.
Shipping Weight	171 lbs.

Portable Table Saw Stand

Part No. 194093-8



Rubberized Handle
Heavy-Duty Design

Large Wheels

Table Saw Accessories

Description	Models	Part #
Porta-Table	2703	122731-A
Table Saw Stand	2703	193920-6
Blade Guard System	2705/X1	122820-3
Outfeed Table Set	2704, 2705/X1	194087-3
Dado Flange Set	2703, 2704	192693-8
Dado Head Insert	2703 2704, 2705/X1	317061-6 317934-3
Push Stick	2703, 2704, 2705/X1	416772-1
Push Block	2703, 2704, 2705/X1	155508-0
Miter Gauge	2703 2704, 2705/X1	122555-6 122838-4



Interna-Lok

2012NB

12" PORTABLE PLANER

Automated Head Clamp Eliminates Snipe

- Compact with less weight for easy transporting to the jobsite
- Engineered for faster, easier blade changes
- Low noise (83dB) for operator comfort
- 4-post design and diagonal cross supports for stability
- Large and easy-to-operate on/off paddle switch
- Fully adjustable depth stop for repeat cuts

Model 2012NB Includes: 12" Double Edged Planer Blade, 2/pk (793346-8), Magnetic Holder (762014-4), Blade Wrench (783208-8), Key (415715-0)

Cutting Capacities:	Width (12"), Depth (1/8"), Thickness (6-3/32")
No. of Knives	2
Table Size (WxL)	12" x 30-3/8"
AMPS	15
Dimensions (LxWxH)	30-3/8" x 19-1/64" x 15-25/32"
Net Weight	61.9 lbs.
Shipping Weight	67.6 lbs.

**1-1/4 HP*
Compact Router Kit
RT0701CX3**

*Maximum horsepower



MULTI-TOOLS



pg. 76

ROUTERS / LAMINATE TRIMMERS



pgs. 76-77

SANDERS / BELT SANDERS



pgs. 78-80

PLANERS



pgs. 80-81

PLATE JOINERS



pg. 81

ACCESSORIES



pgs. 120-124

SPEED & EFFICIENCY



14 INCLUDED
Accessories

1-1/4" Plunge Blade
A-95255

Adapter
313249-6

Adapter
196271-6

Sanding Pad
A-95423

Sandpaper
10 Pc. Assortment

TM3010CX1

MULTI-TOOL KIT "Tool-less" Clamp System for Fast Accessory Installation

- Powerful 3.0 AMP motor with soft start feature for smooth start-ups and improved performance for fast cutting, sanding, scraping and grout removal
- Variable speed control dial (6,000-20,000 OPM) enables user to match the speed to the application
- Electronic speed control maintains constant speed under load for smoother, higher-quality work
- Precision engineered for reduced vibration (6.5m/s²) and low noise 80dB(A)
- 3.2° oscillation angle engineered for faster cutting and sanding

Model TM3010CX1 Includes: 1-1/4" Plunge Blade (BIM) (A-95255), Sanding Pad, Multi-Tool, TM3000C, LXMT (A-95423), (5) 120 Grit Sandpaper (A-95532-1), (5) 180 Grit Sandpaper (A-95548-1), Multi-Tool Adapter (313248-8), Multi-Tool Adapter (313249-6), Accessory Case, Tool Case

Oscillations Per Minute	6,000 - 20,000 OPM
Oscillation Angle	3.2°
AMPS	3
Overall Length	11-1/8"
Net Weight	3.5 lbs.
Shipping Weight	8.8 lbs.

Additional Multi-Tool Accessories

2" Scraper

A-95342



3" Scraping Plate

A-95401



1-1/4" Plunge Blade

A-95277



3-1/4" Round Saw Blade

A-95168



3-1/4" Segmented Saw Blade

A-95227



3-1/4" Grout Removal Blade

A-95386



(10 per/pkg)

Sandpaper



Description	Part #
Assortment	A-95853
180 Grit	A-95548
150 Grit	A-95750
120 Grit	A-95532
100 Grit	A-95744
80 Grit	A-95526

Additional Multi-Tool Accessories See pg. 123



XMT035

18v LXT® MULTI-TOOL KIT "Tool-less" Clamp System for Fast Accessory Installation

- 18V LXT® Lithium-Ion battery provides up to 20 minutes of continuous run time
- Variable speed control dial (6,000-20,000 OPM) enables user to match the speed to the application
- 3.2° oscillation angle engineered for faster, more aggressive cutting and sanding
- Large on/off slide switch with lock-on button for operator convenience

Model XMT035 Includes: (2) 18V LXT® Lithium-Ion 3.0Ah Battery (BL1830), 18V Lithium-Ion Rapid Optimum Charger (DC18RC), 1-1/4" Plunge Blade (BIM) (A-95255), Multi-Tool Adapter (313249-6), Multi-Tool Adapter (313248-8), Tool Bag

Model XMT03Z Includes: Tool Only, Battery and Charger not included

Oscillations Per Minute	6,000 - 20,000 OPM
Oscillation Angle	3.2°
Battery	18V LXT® Lithium-Ion
Overall Length	13-3/8"
Net Weight (with battery)	4.9 lbs.
Shipping Weight	14.1 lbs.



RP2301FC

3-1/4 HP* PLUNGE ROUTER Delivers Power and Precision

- Powerful 15 AMP motor delivers 9,000 - 22,000 RPM for smooth routing
- Electronic speed control maintains constant speed under load
- Variable speed control dial enables user to match the speed to the application
- Soft start feature for smooth start-ups
- Electric brake for maximum productivity
- 0" - 2-3/4" plunge depth capacity for easy penetration in work piece

Model RP2301FC Includes: 1/2" Collet (763622-4), 1/4" Collet (763803-0), Extend Depth Adjustment Knob (158980-5), Spanner Wrench (781030-7)

Collet Capacity	1/2", 1/4"
Plunge Capacity	2-3/4"
No Load Speed (variable speed)	9,000 - 22,000 RPM
AMPS	15
Maximum Horsepower	3-1/4 HP
Overall Length	12-1/4"
Net Weight	13.4 lbs.
Shipping Weight	16.4 lbs.



RP1800

3-1/4 HP* PLUNGE ROUTER Deep 2-3/4" Depth Capacity Delivers Performance

- Powerful 15 AMP motor delivers up to 22,000 RPM for smooth routing
- 0" - 2-3/4" plunge depth capacity for easy penetration in work piece
- Linear ball bearings for smooth plunge action and superior performance
- Quick release plunge depth adjustment with micro control along with 3 preset depth stops for added precision
- Oversized ball bearing construction for longer tool life

Model RP1800 Includes: 1/2" Collet (763622-4), 1/4" Collet (763803-0), Extend Depth Adjustment Knob (158980-5), Spanner Wrench (781030-7)

Collet Capacity	1/2", 1/4"
Plunge Capacity	2-3/4"
No Load Speed	22,000 RPM
AMPS	15
Maximum Horsepower	3-1/4 HP
Overall Length	12-1/4"
Net Weight	13.4 lbs.
Shipping Weight	16.4 lbs.



RP0900K

1-1/4 HP* PLUNGE ROUTER Powerful 8 AMP Motor Delivers 27,000 RPM

- 0" - 1-3/8" plunge depth capacity for easy penetration into work piece
- Plunge depth adjustment lever with 3 preset depth stops for precision
- Oversized ball bearing construction for longer tool life
- Durable flat top design for added convenience when changing bits
- Rubberized contoured handles with built-in switch for better fit & control
- Easy-to-read depth scales

Model RP0900K Includes: 1/4" Collet (763637-1), Straight Guide (164834-6), Spanner Wrench (781006-4), Spanner Wrench (781011-1), Tool Case

Collet	1/4"
Plunge Capacity	1-3/8"
No Load Speed	27,000 RPM
AMPS	8
Maximum Horsepower	1-1/4 HP
Overall Length	8-1/2"
Net Weight	6 lbs.
Shipping Weight	5.52 lbs.



RF1101KIT2

2-1/4 HP* ROUTER KIT, WITH PLUNGE BASE Deluxe Kit Includes the Most Popular Accessories

- Powerful 11 AMP motor with variable speed control dial
- Electronic speed control with soft start feature
- Rugged aluminum motor housing with small 3-1/4" diameter
- Cam-lock for fast and easy depth adjustment and removal of motor
- Conveniently located plunge lock lever for efficient operation

Model RF1101KIT2 Includes: 2-1/4 HP* Router (RF1101), Plunge Base (193457-3), 1/2" Collet (763643-6), 1/4" Collet with Nut (193214-9), 2-1/2" Clear Sub Base (193155-9), (2) Wrench 27 (193234-3), Spanner Wrench (781213-9), Hex Wrench (783202-0), Tool Case

Collet Capacity	1/2", 1/4"
Plunge Capacity	2-9/32"
No Load Speed (variable speed)	8,000 - 24,000 RPM
AMPS	11
Maximum Horsepower	2-1/4 HP
Overall Length	8-3/4"
Net Weight	7.2 lbs.
Shipping Weight	20 lbs.

*Maximum horsepower

**RF1101**
2-1/4 HP* ROUTER
 Quietest and Lowest Vibration Router
 in its Class

- Variable speed control dial to match the speed to the application
- Electronic speed control maintains constant speed under load
- Soft start feature for smooth start-ups
- Rugged aluminum motor housing with small 3-1/4" diameter
- Sub-base accepts industry standard template guides
- Durable flat top for stability when changing bits

Model RF1101 Includes: 1/2" Collet (763643-6), 1/4" Collet with Nut (193214-9), Wrench 27 (193234-3)

Collet Capacity	1/2", 1/4"
No Load Speed (variable speed)	8,000 - 24,000 RPM
AMPS	11
Maximum Horsepower	2-1/4 HP
Overall Length	8-3/4"
Net Weight	7.2 lbs.
Shipping Weight	10 lbs.

**RD1101**
2-1/4 HP* ROUTER
 Variable Speed (8,000-24,000 RPM)

- Electronic speed control maintains constant speed under load
- Soft start feature for smooth start-ups
- Rugged aluminum motor housing with small 3-1/4" diameter
- Sub-base accepts industry standard template guides
- Industrial cam-lock for fast and easy depth adjustment and removal of motor

Model RD1101 Includes: 1/4" Collet with Nut (193214-9), 1/2" Collet (763643-6), Wrench 27 (193234-3)

Collet Capacity	1/2", 1/4"
No Load Speed (variable speed)	8,000 - 24,000 RPM
AMPS	11
Maximum Horsepower	2-1/4 HP
Overall Length	8-3/4"
Net Weight	7.9 lbs.
Shipping Weight	10.9 lbs.

**RT0701CX7**
1-1/4 HP* COMPACT ROUTER KIT
 Powerful 1-1/4 HP* Motor Delivers
 Improved Performance

- Variable speed control dial (10,000 - 30,000 RPM) enables user to match the speed to the application
- Smooth rack-and-pinion fine depth adjustment system for more precise settings
- Slim and ergonomically designed body for increased comfort and control
- Cam lock system for easy depth adjustments
- Kit includes fixed and plunge bases

Model RT0701CX7 Includes: 1/4" Collet (763637-1), Plunge Base (195563-0), Straight Guide (164834-6), Spanner Wrench (781039-9), Spanner Wrench (781011-1)

Collet	1/4"
No Load Speed (variable speed)	10,000 - 30,000 RPM
AMPS	6.5
Maximum Horsepower	1-1/4 HP
Overall Length	7-7/8"
Net Weight	3.9 lbs.
Shipping Weight	10.5 lbs.

**RT0701C**
1-1/4 HP* COMPACT ROUTER
 Powerful 1-1/4 HP* Motor Delivers
 Performance and Accuracy

- Variable speed control dial (10,000 - 30,000 RPM) to match the speed to the application
- Smooth rack-and-pinion fine depth adjustment system for more precise settings
- Slim and ergonomically designed body for increased comfort and control
- Accepts industry standard template guides
- Cam lock system for easy depth adjustments
- Electronic speed control maintains constant speed under load

Model RT0701C Includes: 1/4" Collet (763637-1), Straight Guide (122965-7), Spanner Wrench (781039-9), Spanner Wrench (781011-1)

Collet	1/4"
No Load Speed (variable speed)	10,000 - 30,000 RPM
AMPS	6.5
Maximum Horsepower	1-1/4 HP
Overall Length	7-7/8"
Net Weight	3.9 lbs.
Shipping Weight	6.3 lbs.

ADDED VERSATILITY**RT0701CX3**
1-1/4 HP* COMPACT ROUTER KIT
 Powerful 1-1/4 HP* Motor for
 Improved Performance

- Variable speed control dial (10,000 - 30,000 RPM) to match the speed to the application
- Smooth rack-and-pinion fine depth adjustment system for more precise settings
- Accepts industry standard template guides
- Ideal for routing small profiles, dovetailing, door hinges and more
- 0" - 1-3/8" plunge depth capacity for easy penetration into workpiece
- Tilt base for routing at different angles (-30° to 45°)

Model RT0701CX3 Includes: 1/4" Collet (763637-1), Plunge Base (195563-0), Tilt Base (195561-4), Offset Base (195562-2), Trimmer Guide (122703-7), Dust Nozzle - Fixed Base (195559-1), Dust Nozzle - Plunge Base (194733-8), Straight Guide (164834-6), Spanner Wrench (781039-9), Spanner Wrench (781011-1), Tool Bag

Collet	1/4"
Plunge Capacity	1-3/8"
No Load Speed (variable speed)	10,000 - 30,000 RPM
AMPS	6.5
Maximum Horsepower	1-1/4 HP
Overall Length	7-7/8"
Net Weight	3.9 lbs.
Shipping Weight	19.8 lbs.

Compact Router
 Accessories
**Plunge Base Assembly**

Model	Part #
RT0700C, RT0701C, RT0700CX3, RT0701CX7	195563-0

**Tilt Base**

Model	Part #
RT0700C, RT0701C, RT0700CX3, RT0701CX7	195561-4

**Offset Base**

Model	Part #
RT0700C, RT0701C, RT0700CX3, RT0701CX7	195562-2

**Fixed Base Handles**

Model	Part #
RT0700C, RT0701C, RT0700CX3, RT0701CX7	196924-7

**Dust Nozzle**

Model	Part #
RP0900K, RT0700CX3, RT0701CX3, RT0701CX7	194733-8

**Trimmer Guide**

Model	Part #
RT0700C, RT0701C/CX3/CX7, RT0700CX3	122703-7

**3709**
1/4" FIXED BASE
LAMINATE TRIMMER
 Super Smooth Rack-and-Pinion
 Depth Adjustment

- 4.0 AMP motor delivers 30,000 RPM for smooth trimming and light routing applications
- Top-mounted power cord stays out of the way for easier operation
- Transparent base for a clear view of the trimming edge
- Slim design with rubberized grip for comfort and control
- Smooth rack-and-pinion fine depth adjustment

Model 3709 Includes: 1/4" Collet (763663-0), Template Guide (343577-5), Spanner Wrench (781036-5), Spanner Wrench (781037-3), Straight Bit 6E (73238-9), Chip Deflector (418647-0), Trimmer Guide (122703-7)

Collet	1/4"
No Load Speed	30,000 RPM
AMPS	4
Overall Length	7-7/8"
Net Weight	3.3 lbs.
Shipping Weight	5.66 lbs.

*Maximum horsepower

OFF ROAD



Rob MacCachren is a legend in the off road community. With over 200 victories in off road and a place in the Off Road Hall of Fame, Rob Mac has earned the respect and love of fans around the world. Rob races his 900 horsepower Pro 4 and Pro 2 in his Rockstar® Makita® Ford® short course trucks in the Lucas Oil Off-Road Racing Series (LOORRS).

The team is also the team to beat in the grueling Score®-International Baja Races while racing the exciting Trophy Truck class. Rob has back-to-back wins in the Baja 1000 mile race over the last few years.



SNOCROSS



Warnert Racing is a "superteam" in professional snowmobile racing with multiple championships. The Makita® NSK® Ski-Doo® Factory Team races in the International Series of Champions (ISOC). The team races in both the Pro Open and Pro Lite classes and led by the young, crowd-favorite, Elias Ishael #200.

Elias is known for taking the fastest lines as well as making the jumps into "triples" where they are technically a "double." Makita® is also the Official Power Tool of ISOC.



B05030K Shown

B05030 / B05030K

5" RANDOM ORBIT SANDER Rubberized Grip for Increased Comfort

- Large 1/8" random orbit action for fast and super smooth sanding
- Pad control system for controlled pad speed up on start-up
- Efficient through-the-pad dust collection system
- Dust-sealed switch minimizes contamination
- Uses 5" (8-hole) hook-and-loop abrasive paper

Model B05030 Includes: Dust Bag (166078-4)

Model B05030K Includes: Same as B05030 plus Tool Case

Pad Size (round)	4-13/16"
Abrasive Disc Size	5"
Orbits Per Minute	12,000 OPM
Orbit Diameter	1/8"
AMPS	3
Vibration (m/s²)	4.5
Dimensions (LxWxH)	6" x 4-7/8" x 6"
Net Weight	2.9 lbs.
Shipping Weight:	B05030 (3.75 lbs.), B05030K (6 lbs.)



B05031K

5" RANDOM ORBIT SANDER, WITH CASE 3.0 AMP Motor; Includes Tool Case

- Large 1/8" random orbit action for fast and super smooth sanding
- Pad control system for controlled pad speed upon start-up
- Efficient through-the-pad dust collection system
- Dust-sealed switch minimizes contamination
- Variable speed control dial (4,000 - 12,000 OPM) to match the speed to the application
- Uses quick-change 5" (8-Hole) hook-and-loop paper

Model B05031K Includes: Dust Bag (166078-4), Tool Case

Pad Size (round)	4-13/16"
Abrasive Disc Size	5"
Orbits Per Minute (variable speed)	4,000 - 12,000 OPM
Orbit Diameter	1/8"
AMPS	3
Vibration (m/s²)	4
Dimensions (LxWxH)	6" x 4-7/8" x 6"
Net Weight	3 lbs.
Shipping Weight	7 lbs.



B05041K Shown

B05041 / B05041K

5" RANDOM ORBIT SANDER, WITH VARIABLE SPEED More Power for Faster Sanding and a Smooth Finish

- Smooth and fast sanding with 3.0 AMP motor
- Variable speed control dial (4,000-12,000 OPM) enables user to match the sanding speed to the application
- Ergonomic rubberized palm grip and handle for improved operator comfort and control
- Adjustable front handle allows for sanding in corners and confined areas
- Uses quick-change 5" (8-hole) hook-and-loop abrasive paper

Model B05041 Includes: Dust Bag (166078-4)

Model B05041K Includes: Same as B05041 plus Tool Case

Pad Size (round)	4-13/16"
Abrasive Disc Size	5"
Orbits Per Minute (variable speed)	4,000 - 12,000 OPM
Orbit Diameter	1/8"
AMPS	3
Vibration (m/s²)	3.5
Dimensions (LxWxH)	10-7/8" x 4-7/8" x 6"
Net Weight	3.5 lbs.
Shipping Weight:	B05041 (4.1 lbs.), B05041K (6.3 lbs.)

#1 START TO FINISH



ACCURACY

2-mode switch for "random orbit" and "random orbit with forced rotation"

NEW B06050J

6" RANDOM ORBIT SANDER Fine or Fast Finish with 2-Mode Selection

- Convenient 2-mode switch for "random orbit" and "random orbit with forced rotation" action
- Variable speed control dial (1,600 - 6,800 OPM) to match the speed to the application
- Ergonomically designed barrel grip and side handle for increased comfort
- 7/32" orbit diameter provides a swirl-free finish
- "Tool-less" backing pad change enables quick pad change to meet application
- Efficient through-the-pad dust collection system with built-in dust port for a cleaner work environment

Model B06050J Includes: Plastic Carrying Case, Pad Protector, Pad, Side Handle, Removable Dust Nozzle, Abrasive Paper

Pad Size (round)	6"
Abrasive Disc Size	6"
Orbits Per Minute (variable speed)	1,600 - 6,800 OPM
Orbit Diameter	7/32"
AMPS	6.6
Vibration (m/s²)	5
Dimensions (LxWxH)	13" x 6-1/8" x 5-3/4"
Net Weight	5.7 lbs.
Shipping Weight	12.4 lbs.



B06030

6" RANDOM ORBIT SANDER 30% Less Vibration than the Nearest Competitor

- Variable speed control dial (4,000-10,000 OPM) enables user to match the sanding speed to the application
- Efficient through-the-pad dust collection system with dust bag for a cleaner work environment
- Ergonomic rubberized rear handle reduces vibration for operator comfort
- 1/8" orbit diameter provides a swirl-free finish
- Utilizes 6" hook-and-loop abrasive discs for fast and easy installation

Model B06030 Includes: 6" Round Abrasive Disc, Hook & Loop, 120 Grit (794610-0-1), Hex Wrench (783203-8), Dust Bag (151517-7), Dust Nozzle (151518-5), Wrench Holder (410047-0), Rubber Pad (193286-4)

Pad Size (round)	6"
Abrasive Disc Size	6"
Orbits Per Minute (variable speed)	4,000 - 10,000 OPM
Orbit Diameter	1/8"
AMPS	2.7
Vibration (m/s²)	4
Dimensions (LxWxH)	12-1/8" x 5-7/8" x 7-1/8"
Net Weight	5.2 lbs.
Shipping Weight	6.9 lbs.



2
YEAR TOOL
GUARANTEE
XOB01Z

**XOB01**

18v LXT® 5" RANDOM ORBIT SANDER KIT

Corded Performance without the Cord

- Three speed settings (7,000/9,500/11,000 OPM) engineered for fast material removal
- Up to 40 minutes (low speed) and 20 minutes (high speed) of run time on a single charge
- Large 1/8" random orbit action engineered for fast sanding and swirl-free finish
- One-touch electronic speed control switch provides fast, medium and low settings
- Ergonomically designed body and grip for increased operator comfort

Model XOB01 Includes: (2) 18V LXT® Lithium-Ion 3.0Ah Battery (BL1830), 18V Lithium-Ion Rapid Optimum Charger (DC18RC), Tool Bag

Model XOB01Z Includes: Tool Only; Battery and Charger not included

Pad Size (round)	4-7/8"
Abrasive Disc Size	5"
Orbits Per Minute (3 speed)	7,000, 9,500, 11,000 OPM
Orbit Diameter	1/8"
Battery	18V LXT® Lithium-Ion
Overall Length	6-7/8"
Net Weight (with battery)	3.6 lbs.
Shipping Weight	12 lbs.



B04556K
Shown

B04556 / B04556K

FINISHING SANDER

14,000 OPM for Fast and Smooth Finish Sanding

- Precision engineered all-ball-bearing construction for reduced vibration and noise
- Contoured, rubberized palm grip design for operator comfort
- Large clamping lever for quick and easy paper installation
- Efficient through-the-pad dust collection system
- Conveniently located on/off switch for easy one-handed operation

Model B04556 Includes: 4-1/2" x 5-1/2" Abrasive Paper, 60 Grit (742509-3-1), 4-1/2" x 5-1/2" Abrasive Paper, 100 Grit (742510-8-1), 4-1/2" x 5-1/2" Abrasive Paper, 150 Grit (742511-6-1), Dust Bag (166078-4), Punch Plate (450066-4)

Model B04556K Includes: Same as B04556 plus Tool Case

Pad Size	4-1/2" x 4"
Abrasive Paper Size	4-1/2" x 5-1/2"
Orbits Per Minute	14,000 OPM
AMPS	2
Vibration (m/s²)	4
Dimensions (LxWxH)	5-1/8" x 4-3/8" x 5-9/16"
Net Weight	2.5 lbs.
Shipping Weight:	B04556 (3.7 lbs.), B04556K (7.15 lbs.)

**B03710**

1/3 SHEET FINISHING SANDER

Lower Vibration and Smooth Finish

- Ergonomic rubberized grip and handle designed for better fit and added comfort
- 11,000 OPM for Increased Efficiency and Smooth Finish Sanding
- Efficient through-the-pad dust collection system for a cleaner work environment
- Built-in counterbalance system engineered to reduce vibration
- Large rubberized clamping lever for quick paper installation

Model B03710 Includes: 1/3 Sheet Abrasive Paper, Hook & Loop, 120 Grit (794568-3-1), Dust Bag (140115-2), Punch Plate (451271-6)

Pad Size	3-5/8" x 7-1/4"
Abrasive Paper Size	3-5/8" x 9"
Orbits Per Minute	11,000 OPM
AMPS	1.7
Vibration (m/s²)	3.5
Overall Length	10"
Net Weight	3.5 lbs.
Shipping Weight	4.9 lbs.

**B04900V**

1/2 SHEET FINISHING SANDER

Through-the-Pad Dust Collection System

- Uses commonly available 4-1/2" x 9" hook-and-loop or 4-1/2" x 11" half sheet abrasive paper
- Efficient through-the-pad dust collection system for a cleaner work environment
- Minimized vibration and contoured grips for added comfort
- Large trigger switch for easier operation
- Ideal for cabinet workers, boat builders and more

Model B04900V Includes: Dust Bag and Holder Assembly (193525-2), Paper Dust Bag, 5/pkg (193526-0), Abrasive Paper 3120 (A-14093)

Pad Size	4-1/2" x 9"
Abrasive Paper Size	4-1/2" x 11"
Orbits Per Minute (variable speed)	4,000 - 10,000 OPM
AMPS	2.9
Vibration (m/s²)	5
Overall Length	11-3/8"
Net Weight	6 lbs.
Shipping Weight	8.8 lbs.

Sander Accessories

Hook & Loop Backing Pad

Use with Hook & Loop abrasive paper

Type	Model	Part #
5" Round Flat Sanding	B05030/K, B05031K, B05041/K	743081-8
5" Round Contour Sanding		743022-A
4-1/2" x 9"	B04900V	193522-8

Pressure Sensitive Pad

Use with Pressure Sensitive Abrasive Paper

Type	Model	Part #
5" round		743031-3
6" round	B04530	743032-1
4" x 4-3/8"		743030-5
5" round	B05030/K, B05031K, B05041/K	743056-7

4-3/8" x 4" Backing Pad

Type	Model	Part #
Finishing	B04556K	158324-9

6" Hook & Loop Rubber Backing Pad

Type	Model	Part #
General Purpose	B06030, B06040	A-91207
Flat Sanding		A-91198

**9032**

3/8" x 21" BELT SANDER

Compact Design for Sanding in Close Quarters

- Variable speed control dial (980 - 5,600 ft./min.) to match the speed to the application
- Adjustable sanding arm pivots 100° for hard-to-reach areas
- Easily adjustable belt tracking with a turn of the knob
- Compact design with low weight (3.5 lbs.) and great balance for sanding in close quarters
- 3 different size arm assemblies and belts are available (1/4", 3/8", 1/2") for increased versatility

Model 9032 Includes: (2) 3/8" x 21" Abrasive Belt, 80 Grit (A-34469-1), 3/8" Arm Assembly (125158-5)

Belt Size	3/8" x 21"
Belt Speed (variable speed)	980 - 5,600 ft./min.
AMPS	4.4
Overall Length	16-1/2"
Net Weight	3.5 lbs.
Shipping Weight	4.4 lbs.

**9031**

1-1/8" x 21" BELT SANDER

Variable Speed Control Dial

- Versatile for use on wood, metal and fiberglass materials
- Ideal for woodworkers, artists, glaziers, welders, prefabricated cabinet installers and finish carpenters
- Compact with less weight (4.6 lbs.) for use in close quarters
- Ball bearing construction for longer tool life
- Narrow belt and exposed front pulley for use on irregular shapes
- Multi-position side handle for easy and comfortable operation

Model 9031 Includes: (2) 1-1/8" x 21" Abrasive Belt, 40 Grit (742301-7-1), (2) 1-1/8" x 21" Abrasive Belt, 60 Grit (742302-5-1), (2) 1-1/8" x 21" Abrasive Belt, 80 Grit (742303-3-1), (2) 1-1/8" x 21" Abrasive Belt, 100 Grit (742304-1-1), (2) 1-1/8" x 21" Abrasive Belt, 120 Grit (742305-9-1)

Belt Size	1-1/8" x 21"
Belt Speed (variable speed)	656 - 3,280 ft./min.
AMPS	5
Overall Length	15"
Net Weight	4.6 lbs.
Shipping Weight	6.32 lbs.

**9903**

3" x 21" BELT SANDER

Powerful 8.8 AMP Motor; Only 85dB

- Variable speed control dial (690 - 1,440 ft./min.) to match the speed to the application
- Auto-tracking belt system tracks belt without adjustment
- Innovative design for sanding flush to wall with nose and side of sander
- Front grip design for comfortable operation
- 3" wide belt with a speed of 1,440 ft./min. for fast material removal
- Dust bag for a cleaner work environment

Model 9903 Includes: 3" x 21" Abrasive Belt, 80 Grit (742308-3-1), Dust Bag (122591-2)

Belt Size	3" x 21"
Belt Speed (variable speed)	690 - 1,440 ft./min.
AMPS	8.8
Overall Length	11-5/8"
Net Weight	9.5 lbs.
Shipping Weight	11.8 lbs.

OFFICIAL POWER TOOL OF THE MEXICAN NATIONAL TEAM



Official Power Tool of the Mexican National Team™

The MNT™ is composed of the best soccer players around the world. They continue to be recognizably one of the top teams.

OFFICIAL POWER TOOL OF MAJOR LEAGUE SOCCER (MLS™)



OFFICIAL POWER TOOL

MLS™ is on the move with many of the top players joining the league and new teams developing season after season.

Woodworking > SANDERS / PLANER



9920

3" x 24" BELT SANDER Powerful 8.8 AMP Motor; Only 84dB

- Variable speed control dial (690-1,440 ft./min.) to match the speed to the application
- Electronic speed control maintains constant speed under load
- Auto-tracking belt system tracks belt without adjustment
- Innovative design for sanding flush to wall with nose and side of sander
- Front grip design for comfortable operation
- Dust bag for a cleaner work environment

Model 9920 Includes: 3" x 24" Abrasive Belt, 80 Grit (742312-8C-1), Dust Bag (122591-2)

Belt Size	3" x 24"
Belt Speed (variable speed)	690 - 1,440 ft./min.
AMPS	8.8
Overall Length	13-1/8"
Net Weight	9.9 lbs.
Shipping Weight	12.4 lbs.



9924DB

3" x 24" BELT SANDER Low Profile Balanced Design

- Powerful 7.8 AMP motor for fast material removal
- Extended base to allow flush sanding
- Innovative design for sanding flush to wall with nose and side of sander
- Extra long cord for easier maneuverability
- Easy-release belt lever for quick belt changes
- Ball bearing construction for longer tool life

Model 9924DB Includes: 3" x 24" Abrasive Belt, 80 Grit (742312-8C-1), Dust Bag (122296-4)

Belt Size	3" x 24"
Belt Speed	1,300 ft./min.
AMPS	7.8
Overall Length	14"
Net Weight	10.6 lbs.
Shipping Weight	13.2 lbs.



9404

4" x 24" BELT SANDER Variable Speed Control Dial

- Powerful 8.8 AMP motor for fast material removal
- Low noise (84dB) for operator comfort
- Auto-tracking belt system tracks belt without adjustment
- Innovative design for sanding flush to wall with nose and side of sander
- Long 16.4 ft. power cord for easier maneuverability
- Optional sanding shoe available for precise sanding depth control

Model 9404 Includes: 4" x 24" Abrasive Belt, 80 Grit (742322-9-1), Dust Bag (122591-2)

Belt Size	4" x 24"
Belt Speed (variable speed)	690 - 1,440 ft./min.
AMPS	8.8
Overall Length	13-1/8"
Net Weight	10.3 lbs.
Shipping Weight	12.7 lbs.



9403

4" x 24" BELT SANDER Powerful 11 AMP Motor for High Production Use

- Low noise (84dB) for operator comfort
- 4" wide belt with a speed of 1,640 ft./min. for fast material removal
- Labyrinth construction seals and protects motor and bearings from contamination
- Large front grip is positioned for operator comfort
- Innovative design for sanding flush to wall with nose and side of sander

Model 9403 Includes: 4" x 24" Abrasive Belt, 80 Grit (742322-9-1), Dust Bag (122591-2)

Belt Size	4" x 24"
Belt Speed	1,640 ft./min.
AMPS	11
Overall Length	13-7/8"
Net Weight	12.6 lbs.
Shipping Weight	15.6 lbs.



9741

WHEEL SANDER Unique Design for More Controlled Operation

- Powerful 7.8 AMP motor delivers 3,500 RPM for fast and efficient paint and rust removal; brings out wood grain
- Innovative design for sanding flush to wall with nose and side of sander
- Adjustable front roller for uniform pressure to workpiece
- Well balanced with a low center of gravity for easier operation
- Electric brake for maximum productivity

Model 9741 Includes: Nylon Brush Wheel, 100 Grit, Medium (794379-6), (2) Wrench (783204-6)

Wheel Size (width x diameter)	4-3/4" x 4"
No Load Speed	3,500 RPM
AMPS	7.8
Overall Length	12-1/4"
Net Weight	9.3 lbs.
Shipping Weight	18 lbs.



1002BA

4-3/8" CURVED BASE PLANER Large Planing Width Engineered for an Even Cut

- Powerful 9.6 AMP motor with 15,000 RPM for improved performance
- Precision machined base for notching out logs at a 12-5/8" curved radius
- Large ejection chute for high rate of chip discharge
- Conveniently located front and rear grips for operator control
- Lock-on button for continuous operation

Model 1002BA Includes: 4-3/8" Planer Blade, High Speed Steel, 2/pk (793008-8), Sharpening Holder (123055-9), Blade Gauge (123010-1), Socket Wrench (782209-3)

Planing Width	4-3/8"
Planing Depth	3/16"
No Load Speed	15,000 RPM
AMPS	9.6
Overall Length	13-11/32"
Net Weight	11.4 lbs.
Shipping Weight	15.4 lbs.

**KP0800K****3-1/4" PLANER, WITH TOOL CASE**
High Power-to-Weight Ratio;
Weighs Only 5.7 lbs.

- 6.5 AMP motor delivers more output power for increased stock removal and superior finishes
- Planes up to 3-1/4" wide and 3/32" deep in a single pass
- Two-blade cutter head with 17,000 RPM delivers smooth finish and fast stock removal
- Spring-loaded stand elevates the base to protect the workpiece
- Easy blade setting system for fast blade installation

Model KP0800K Includes: 3-1/4" Planer Blade Set (D-46246), Blade Gauge (123062-2), Socket Wrench (782209-3), Guide Rule (165581-2), Tool Case

Planing Width	3-1/4"
Planing Depth	3/32"
No Load Speed	17,000 RPM
AMPS	6.5
Overall Length	11-1/4"
Net Weight	5.7 lbs.
Shipping Weight	12 lbs.

**KP0810****3-1/4" PLANER KIT**
Powerful with Less Weight
(7.5 AMP Motor; 7.3 lbs.)

- Planes up to 3-1/4" wide and 5/32" deep in a single pass
- Two-blade cutter head with 16,000 RPM delivers smooth finish and fast stock removal
- Chip ejection can be directed to either side of the tool for convenience
- Depth knob features an easy-to-read scale with stops in 0.1 mm increments for precise depth adjustment
- Rubberized grip and depth adjustment knob for comfort

Model KP0810 Includes: 3-1/4" Planer Blade Set (D-46246), Blade Gauge (123062-2), Socket Wrench (782209-3), Guide Rule (122785-9)

Planing Width	3-1/4"
Planing Depth	5/32"
No Load Speed	16,000 RPM
AMPS	7.5
Overall Length	11-3/8"
Net Weight	7.3 lbs.
Shipping Weight	10.2 lbs.

**XPK01****18v LXT® 3-1/4" PLANER KIT**
Planes Up to 3-1/4" Wide and 5/64" Deep in a Single Pass

- 2-blade cutter head with double edge carbide blades for added performance and smooth finish
- High power-to-weight ratio; weighs only 7.4 lbs.
- 14,000 RPM motor engineered for fast stock removal
- Click depth adjustment knob with easy-to-read scale with settings from 0" to 5/64"
- Spring-loaded stand elevates the base to protect the blades and workpiece

Model XPK01 Includes: (2) 18v LXT® Lithium-Ion 3.0Ah Battery (BL1830), 18v Lithium-Ion Rapid Optimum Charger (DC18RC), 3-1/4" Planer Blade Set (D-46246), Blade Gauge (123062-2), Socket Wrench (782209-3), Tool Bag

Model XPK012 Includes: Tool Only; Battery and Charger not included

Planing Width	3-1/4"
Planing Depth	5/64"
No Load Speed	14,000 RPM
Battery	18v LXT® Lithium-Ion
Overall Length	13-1/8"
Net Weight (with battery)	7.4 lbs.
Shipping Weight	16.3 lbs.



XPK012

**1912B****4-3/8" PLANER**
Planes up to 4-3/8" Wide and 1/16" Deep

- Powerful 7.5 AMP motor for improved performance
- Two-blade cutter head with 16,000 RPM delivers smooth finish and fast stock removal
- Lock-on button for continuous operation
- V-groove on front shoe for easy chamfer cutting
- Precision machined aluminum base for planing accuracy

Model 1912B Includes: 4-3/8" Planer Blade, High Speed Steel, 2/pk (793008-8), Sharpening Holder (123055-9), Blade Gauge (123062-2), Socket Wrench (782209-3), Guide Rule (164371-0)

Planing Width	4-3/8"
Planing Depth	1/16"
No Load Speed	16,000 RPM
AMPS	7.5
Overall Length	14"
Net Weight	9.3 lbs.
Shipping Weight	10.9 lbs.

**1806B****6-3/4" PLANER**
Unrivalled for Shear Power and Performance

- Powerful 10.9 AMP motor with 15,000 RPM for improved performance
- Cuts 6-3/4" width in a single pass
- Comfortable handle and easy depth setting
- Large, sturdy sole plate for added stability
- Perfect alignment of front and back grips for better control

Model 1806B Includes: 6-3/4" Planer Blade, High Speed Steel, 2/pk (793186-4), Hex Wrench (783202-0), Triangular Rule (762001-3), Bevel Guide (123053-3), Sharpening Holder Assembly (123006-2), Tool Case

Planing Width	6-3/4"
Planing Depth	1/16"
No Load Speed	15,000 RPM
AMPS	10.9
Overall Length	20-3/4"
Net Weight	19.8 lbs.
Shipping Weight	33 lbs.

**KP312****12-1/4" PLANER**
Precision Engineered for an Even Cut Every Time

- Powerful 15 AMP motor with 12,000 RPM for improved performance
- Large, conveniently located depth setting knob for easy adjustment
- Poly "V" belt designed with grooves efficiently transfers power from the motor to the blades
- Large ejection chute for high rate of chip discharge
- Front roller for easy moving over rough materials

Model KP312 Includes: 12" Planer Blade, HSS, 2/pk (B-02870), Socket Wrench (782209-3), Triangular Rule (762001-3)

Planing Width	12-1/4"
Planing Depth	1/8"
No Load Speed	12,000 RPM
AMPS	15
Overall Length	21-3/4"
Net Weight	40.6 lbs.
Shipping Weight	50.6 lbs.

**PJ7000****PLATE JOINER**
Rack-and-Pinion Vertical Fence Adjustments

- Powerful 5.6 AMP motor delivers 11,000 RPM for quick, precise cutting in a variety of woods
- Cast aluminum pivot fence with three positive stops at 0°, 45° and 90°
- Six depth settings with one-touch stops for most common biscuits sizes including #0, #10, and #20
- Large and easy-to-operate cam locks for fence adjustments
- Large top grip handle for improved handling
- Slim and ergonomic body design for added comfort

Model PJ7000 Includes: 4" Carbide Tipped Blade for Plate Joiner (A-95118), Angle Guide (123148-2), Dust Bag (123150-5), Set Plate (415579-2), Lock Nut Wrench (782401-1), Tool Case

Blade Diameter	4"
Max. Cutting Depth	3/4"
No Load Speed	11,000 RPM
AMPS	5.6
Overall Length	11-7/8"
Net Weight	5.5 lbs.
Shipping Weight	8 lbs.

**XJP03Z**

Tool only - battery and charger not included

18v LXT® PLATE JOINER
Delivers up to 300 Cuts for #0 Biscuits on a Single Charge

- Rack-and-pinion vertical fence system engineered for accurate fence adjustments
- Cast aluminum pivot fence with three positive stops at 0°, 45° and 90°, and easy centering on 3/4" material
- Six depth settings with one-touch stops for #0, #10, and #20 and most common biscuits sizes
- Cordless plate joiner provides portability and performance in the field or in the shop without the cord
- Large and easy-to-operate cam locks for fence adjustments

Model XJP03Z Includes: Tool Only; Battery and Charger not included

Blade Diameter	4"
Cutting Capacity (depth)	3/4"
No Load Speed	6,500 RPM
Battery	18v LXT® Lithium-Ion
Overall Length	13-3/4"
Net Weight (with battery)	6.7 lbs.
Shipping Weight	8.2 lbs.



98202

BLADE SHARPENER

Precision Sharpening of Planer Blades and More

- Ideal for sharpening woodworking planer blades, bevel and lathe chisels, and jointer knives
- Quiet motor delivers 560 RPM for a fine finish
- Large 7-7/8" aluminum-oxide wheel for efficient sharpening
- Sharpens blades up to 15-3/4" long
- Water feed for cooling blades

Model 98202 Includes: Grinding Wheel, 1,000 Grit (Medium), 98202 (A-24614), Wrench (341391-3), Rule Assembly (122209-5)

Wheel Size	7-7/8"
No Load Speed	560 RPM
AMPS	1.1
Overall Length	15-3/8"
Net Weight	24.3 lbs.
Shipping Weight	26.9 lbs.



7104L

CHAIN MORTISER

Ideal for Timber Framing or Log Home Building

- Razor sharp chain for clean, accurate cutting
- Extremely portable at only 38.1 lbs.
- 10.5 AMP motor (3,200 RPM) to quickly notch or cut holes in thick wood stock
- Cuts lap joints up to 5-1/8"
- Large adjustable vise and knob for versatility

Model 7104L Includes: 21/32" Mortiser Chain (A-16570), Wrench (781204-0), Bar Chain Oil, 100 cc (182229-1)

Max. Hole Width (longitudinal)	5-1/8"
Max. Hole Width (transverse)	1-1/4"
Max. Hole Depth	6-1/8"
No Load Speed	3,200 RPM
Chain Speed	1,000 FPM
AMPS	10.5
Overall Length	20-1/8"
Net Weight	38.1 lbs.
Shipping Weight	44 lbs.



UB1103

BLOWER

Delivers a Maximum Air Speed of 203 MPH for Faster Job Site Clean Up

- Variable speed control dial and trigger (0-16,000 RPM) for increased performance
- Maximum air volume of 145 cfm for faster clean up in larger areas
- Two tools in one; quickly converts to a vacuum for added versatility
- Large trigger with conveniently located lock-on button

Model UB1103 Includes: Rubber Blower Nozzle (132025-7), Dust Bag (122814-8)

AMPS	6.8
Max Air Volume	145 CFM
Max. Air Velocity	203 MPH
No Load Speed (variable speed)	0 - 16,000 RPM
Overall Length	18-7/8"
Net Weight	4.3 lbs.
Shipping Weight	6.6 lbs.



HG551V

HEAT GUN

Low Vibration and Noise, Ideal for Indoor Applications

- Variable temperature control dial (180° - 1,020°F) with number settings for precise control over a wide variety of applications
- Ideal for stripping paint and varnish, thawing frozen metal pipes, loosening tile and putty, re-melting adhesive, vehicle wraps, and more
- Compact 1.3 lb. design features a rubberized pistol grip handle and an integrated rear stand
- 2-speed blower settings (8.8 and 16 CFM) for greater versatility
- Thermocouple control maintains precise temperature

Model HG551V Includes: Tool Case

Air Temperature (var. speed)	180° - 1,020° F
Air Volume (2 speed)	8.8 and 16 CFM
AMPS	12
Watts (AC only)	1,400
Overall Length	9"
Net Weight	1.3 lbs.
Shipping Weight	3.6 lbs.

Woodworking Accessories

Planer Accessories

Tungsten-Carbide Planer Blade

- Specially designed for fast and smooth planing
- Long lasting tungsten-carbide

Size	Model	2 Per. Pkg. Part #
3-1/4"	N1900B, KP0810, KP0800K, XPK01	D-17223
4-3/8"	1912B	D-17245

High-Speed Steel Planer Blade

- Made of fine grade steel
- Specially designed for fast and smooth planing

Size	Model	2 Per. Pkg. Part #
3-1/4"	N1900B, KP0810, KP0800K, XPK01	D-46230
4-3/8"	1912B, 1002BA	793008-8
6-3/4"	1806B	793186-4
12"	KP312	B-02870

Double Edged Tungsten-Carbide Planer Blade

Type	Size	Model	2 Per. Pkg. Part #
Blade only ¹	3-1/4"	N1900B, KP0810, KP0800K, XPK01	D-46246
With set plates	3-1/4"	N1900B, KP0810, KP0800K, XPK01	D-17239

¹ For use with set plate 343433-9


Blade Gauge Assembly

For fast accurate blade setting



Bevel Guide

0 - 45° bevel cuts



Dust Nozzle

For non-clogging chip deflection in desired direction




Adapters for connecting Vacuum



Sharpening Holder

For honing dull blades with sharpening stone



Model	Part #
N1900B, KP0800K	123010-1
1902, KP0810	123062-2

N1900B, KP0800K, KP0810	123060-6
-------------------------	----------

N1900B	132351-4 ² 181572-5
--------	-----------------------------------

² Assembly

KP312	193733-5
KP0800K	451329-1

N1900B, KP0810, KP0800K	123004-6
-------------------------	----------

Straight Guide Rule

To ensure straight cuts



Sharpening Stone



Depth Guide



Dust Bag




Chain Mortiser Accessories

Description	Model	Part #
Cutter Chain	19/32"	A-16564
Cutter Chain	21/32"	A-16570
Cutter Chain	23/32"	A-16586
Cutter Chain	53/64"	A-16592
Cutter Chain	15/16"	A-16601

Heat Gun Accessories

3" Surface Nozzle



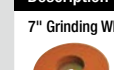
HG551V	P-71423
HG1100	110702-A

3/8" Reflector Nozzle



HG551V	P-71445
HG1100	110746-A

3/8" Reduction Nozzle



HG551V	P-71439
HG1100	110706-A

Blade Sharpener Accessories

Description	Model	Part #
7" Grinding Wheel	60 Coarse	A-24620
	1000 Medium	98202 A-24614
	6000	A-24636
Maximum Safe Speed: Fine 1,200 RPM		
Guide Assembly		
Tool rest for knife and scissors	98202	192612-4

PNEUMATICS

2-1/2"
Siding Coil Nailer
AN611



PNEUMATICS

COMPRESSORS



pgs. 84-85

HIGH PRESSURE



pg. 85

NAILERS / STAPLERS



pgs. 85-86

ACCESSORIES



pg. 86

PERFORMANCE


"V" Twin Style Pump runs cooler and provides 12.5 CFM at 100 PSI for faster recovery time

POWER


Powerful Honda® GX160 4-stroke engine for increased performance and superior reliability

CAPACITY


10-gallon twin tanks provide air supply to multiple nailers

PERFORMANCE YOU NEED


BIG BORE™
MAC5501G
5.5 HP* BIG BORE™ GAS AIR COMPRESSOR

"V" Twin Style Pump runs cooler and provides 12.5 CFM at 100 PSI

- Powerful Honda GX160 4-stroke engine for increased performance and superior reliability
- 10-gallon twin tanks provide air supply to multiple nailers
- Cast iron pump with Big Bore™ cylinder and piston is engineered to provide faster recovery time for improved performance
- Industrial-grade recoil starter with ergonomic grip and recoil rope design for faster, easier starts

Model MAC5501G Includes: (2) 1/4" Universal Quick Coupler, Male (447013-E)

Maximum Horsepower	5-1/2 HP
Running Horsepower	5.5 HP
Tank	10 gal.
Performance:	40 PSI (14 CFM), 90 PSI (12.5 CFM)
Maximum Pressure	135 PSI
Overall Length	46"
Net Weight	190 lbs.
Shipping Weight	233 lbs.
Pump	Oil lubricated


MAC5200
3.0 HP* BIG BORE™ AIR COMPRESSOR
 Powerful Enough to Run Two Framing Nailers

- Cast iron pump with Big Bore™ cylinder and piston is engineered to provide faster recovery time for improved performance
- Powerful 3.0 HP* motor produces 6.5 CFM at 90 PSI for increased productivity
- Pump is oil lubricated for cooler running temperatures and reduced wear
- Durable cast iron cylinder reduces wear and increases pump life
- Folding handle with low-profile design for easy storage

Model MAC5200 Includes: Air Compressor Oil (181122-A), 1/4" Universal Quick Coupler, Male (447013-E)

Maximum Horsepower	3 HP
Running Horsepower	2.1 HP
Tank	5.2 gal.
Performance:	40 PSI (6.9 CFM), 90 PSI (6.5 CFM)
Maximum Pressure	140 PSI
Net Weight	88 lbs.
Shipping Weight	107 lbs.
Pump	Oil lubricated


MAC2400
2.5 HP* BIG BORE™ AIR COMPRESSOR
 Pump Runs at Lower RPM Resulting in Lower Noise (79dB)

- Cast iron pump with Big Bore™ cylinder and piston is engineered to provide faster recovery time for improved performance
- Powerful 2.5 HP 4-Pole motor produces 4.2 CFM at 90 PSI for increased productivity and lower noise
- Roll-cage construction provides complete protection to withstand extreme jobsite environments
- Low AMP draw reduces incidences of tripped breakers at start up
- Copper finned discharge tubing for increased heat dissipation and reduced water in the tank

Model MAC2400 Includes: Air Compressor Oil (181122-A), 1/4" Universal Quick Coupler, Male (447013-E)

Maximum Horsepower	2-1/2 HP
Running Horsepower	2.1 HP
Tank (twin stacked)	4.2 gal.
Performance:	40 PSI (4.8 CFM), 90 PSI (4.2 CFM)
Maximum Pressure	130 PSI
Net Weight	77 lbs.
Shipping Weight	86.3 lbs.
Pump	Oil lubricated


MAC700
2.0 HP* BIG BORE™ AIR COMPRESSOR
 Low Noise, Low AMP Draw and High Output

- Cast iron pump with Big Bore™ cylinder and piston is engineered to provide faster recovery time for improved performance
- Powerful 2.0 HP 4-Pole motor produces 3.3 CFM at 90 PSI for increased productivity and lower noise
- Pump runs at lower RPM (1,730) resulting in lower noise (80dB) and improved pump durability
- Low AMP draw reduces incidences of tripped breakers at start up
- Roll-bar handle for portability and additional protection

Model MAC700 Includes: Air Compressor Oil (181122-A), 1/4" Universal Quick Coupler, Male (447013-E)

Maximum Horsepower	2 HP
Running Horsepower	1.7 HP
Tank	2.6 gal.
Performance:	40 PSI (3.8 CFM), 90 PSI (3.3 CFM)
Maximum Pressure	130 PSI
Net Weight	52 lbs.
Shipping Weight	60.5 lbs.
Pump	Oil lubricated


AC001
COMPACT AIR COMPRESSOR
 Low Noise and Less Weight

- Powerful 1/6 maximum horsepower* induction motor provides up to 125 PSI
- Lightweight design (23.1 lbs.) for increased job site portability
- Low noise for operator comfort; ideal for indoor use
- Low AMP draw reduces incidents of tripped breakers at start-up
- Roll cage construction for extra protection of pump and motor assembly

Model AC001 Includes: 1/4" Universal Quick Coupler, Male (447013-E)

Motor	1/6 HP
Running Horsepower	1/6 HP
Tank	1 gal.
Performance:	40 PSI (.58 CFM), 90 PSI (.45 CFM)
Maximum Pressure	125 PSI
Net Weight	23.1 lbs.
Shipping Weight	26.9 lbs.
Pump	Oil-less

*Maximum horsepower



ADVANTAGES OF MAKITA[®] HIGH PRESSURE

MORE POWER

High pressure compressor technology delivers 400 PSI

LESS WEIGHT

Nailers are up to 30% less weight than conventional nailers


BETTER PERFORMANCE

Dual-head (2-stage) pump compressor provides faster recovery time

INCREASED EFFICIENCY

Low amp draw reduces tripped breakers and voltage drop during start-ups

MORE POWER MORE CONSISTENCY



Drive larger nails (3-1/2" x .162" size) more consistently in engineered materials



AC310H

2.5 HP* HIGH PRESSURE AIR COMPRESSOR

High Pressure Technology Delivers 400 PSI Capacity

- Dual capacity: two universal couplers for conventional nailers and two couplers for high pressure nailers
- Low amp draw reduces incidences of tripped breakers and voltage drop during start-ups
- Efficient dual-head (2-stage) pump provides faster recovery time and improved performance
- Pump runs at lower RPM (1,720) resulting in lower noise and improved pump durability

Model AC310H Includes: (2) 1/4" High Pressure Universal Quick Coupler, Female (HY00000337), (2) High Pressure Quick Coupler (HY00000351)

Maximum Horsepower	2-1/2 HP
Running Horsepower	1.9 HP
Tank	1.6 gal.
Performance:	
40 PSI (3.7 CFM), 90 PSI (3.6 CFM), 300 PSI (2.7 CFM)	
Maximum Pressure	400 PSI
Net Weight	79.4 lbs.
Shipping Weight	88.16 lbs.



AN930H

15"

3-1/2" HIGH PRESSURE FRAMING COIL NAILER

Superior Power-to-Weight Ratio

- Up to 30% less weight (5.7 lbs.) and up to 30% smaller than conventional framing nailers
- "Tool-less" depth adjustment engineered for more precise flush and countersink nailing
- 2-mode trigger allows operator to select sequential or contact nailing options
- High capacity canister holds up to 300 nails for high production applications
- High Pressure technology enables nailer to operate at 170-320 PSI for more consistent flush nailing

Model AN930H Includes: (424390-1), Air Tool Oil (194381-3), Tool Case, Safety Goggles

Operating Air Pressure	170 - 320 PSI
Nail Size	1-3/4" - 3-1/2" .099" - .148" shank diameter wire collated
Nail Size (in. ga.)	1-3/4" to 3-1/2" (ga.)
Magazine Capacity (range)	150 - 300
Dimensions (LxWxH)	11-1/4" x 5" x 13"
Overall Length	11-1/4"
Net Weight	5.7 lbs.
Shipping Weight	12.4 lbs.



AN610H

15"

2-1/2" HIGH PRESSURE SIDING COIL NAILER

Delivers Precise Flush Nailing

- Innovative high pressure technology enables nailer to operate at 320 PSI for more consistent flush nailing
- "Tool-less" depth adjustment engineered for more precise flush and countersink nailing
- 2-mode selector switch allows operator to select sequential or contact nailing options
- Multi-directional exhaust port directs exhaust air away from operator
- High capacity canister holds up to 400 nails for high production applications

Model AN610H Includes: No-Mar Tip (421574-2), Air Tool Oil (194381-3), Tool Case, Safety Goggles (192517-8)

Operating Air Pressure	140 - 320 PSI
Nail Size	1-1/4" - 2-1/2" .080" - .113" shank diameter
Magazine Capacity (range)	200 - 400
Dimensions (LxWxH)	11-1/8" x 5-3/8" x 10-7/8"
Net Weight	4.2 lbs.
Shipping Weight	7.94 lbs.



AN923

21"

3-1/2" FRAMING NAILER

Drives up to 3-1/2" x .162" (16d) Nails

- 3-Mode selector switch (contact, sequential, lock) allows user control over nailing options
- Large capacity air chamber for increased power to drive nails varying in length from 2" to 3-1/2"
- Built-in air filter minimizes dust and debris from entering tool
- Anti-dry mechanism stops tool when three nails remain in the magazine
- Solid rear-loading aluminum magazine for longer life

Model AN923 Includes: Pneumatic Nailer Oil (181434-7), Tool Hook (122742-7), Safety Goggles (191687-A), Air Fitting (311006-A)

Operating Air Pressure	65 - 120 PSI
Nail Size	2" - 3-1/2" .113" - .162" shank diameter plastic or wire collated
Magazine Capacity (range)	64 - 74
Dimensions (LxWxH)	22" x 4-1/4" x 13-11/16"
Net Weight	8.7 lbs.
Shipping Weight	12.3 lbs.



AN902

15"

3-1/2" FRAMING COIL NAILER

More Power and Less Weight for Increased Versatility

- "Tool-less" depth adjustment engineered for more precise flush and countersink nailing
- Drives 1-3/4" to 3-1/2" coil framing nails
- Easy access nose design for clearing jammed nails
- Easy loading canister with nail size adjustment provides maximum versatility
- Rubberized handle for better fit and added comfort
- Contact mode trigger allows operator to control nailing operations

Model AN902 Includes: Pneumatic Nailer Oil (181434-7), Safety Goggles (191687-A), No-Mar Tip (BA00000372)

Operating Air Pressure	60 - 120 PSI
Nail Size	1-3/4" - 3-1/2" .099" - .148" shank diameter wire collated
Magazine Capacity (range)	150 - 300
Dimensions (LxWxH)	12-1/2" x 5" x 14-7/8"
Net Weight	7.7 lbs.
Shipping Weight	10.1 lbs.



AN611

15"

2-1/2" SIDING COIL NAILER

"Tool-less" Depth Adjustment with 9 Settings

- "Tool-less" depth adjustment engineered for more precise flush and countersink nailing
- 3-mode selector switch (contact, sequential, lock) allows user control over nailing options
- Built-in air filter minimizes dust and debris from entering tool
- Multi-directional exhaust port directs exhaust air away from user
- Easy-loading canister with nail size adjustment provides maximum versatility

Model AN611 Includes: Pneumatic Nailer Oil (181434-7), Hex Wrench (783202-0), Safety Goggles (191687-A), Air Fitting (311006-A), Tool Case

Operating Air Pressure	65 - 120 PSI
Nail Size	1-1/4" - 2-1/2" .080" - .099" shank diameter
Magazine Capacity (range)	200 - 400
Dimensions (LxWxH)	13-1/16" x 5" x 12-1/2"
Net Weight	5.1 lbs.
Shipping Weight	10.15 lbs.

High Pressure Accessories

High Pressure Contractor Hose

- Up to 2X less weight than heavier hoses, ideal for trim roofing, framing and construction
- Highly flexible and less kinks for easy rolling and improved air flow
- Engineered to be more durable than vinyl hoses for longer life and improved performance
- All-weather resistant, engineered to maintain flexibility even under extreme weather conditions

Size	Model	Part #
100'	AC310H, AN610H, AN930H	B-80020
50'		B-80014



High Pressure Quick Coupler

Size	Style	Model	Part #
1/4"	Male	AC310H	HY00000351

Wheel Kit for AC310H

- Solid rubberized wheels for easy job site portability
- Large rubberized handle for added control and comfort

Model	Part #
AC310H	HY00000212

AC310H Sold Separately

*Maximum horsepower


AN453
15"

1-3/4" ROOFING COIL NAILER Easy-Loading Adjustable Canister

- Aluminum housing for longer tool life
- "Tool-less" depth adjustment engineered for more precise control and flush nailing
- "Tool-less" shingle guide designed for easy adjustments and consistent shingle placement
- Built-in magnet ensures last nail is driven
- Large carbide inserts on nosepiece for long lasting performance

Model AN453 Includes: Hex Wrench (783202-0), Pneumatic Nailer Oil (181434-7), Safety Goggles (192517-8), Air Fitting (311006-A)

Operating Air Pressure	65 - 120 PSI
Nail Size	3/4" - 1-3/4"
Dimensions (LxWxH)	10-3/8" x 4-5/8" x 10-5/8"
Net Weight	5.2 lbs.
Shipping Weight	7.83 lbs.

FINISHED TO PERFECTION



PERFORMANCE

"Tool-less" quick-release cam-lock open nail guide assembly to easily clear jammed nails

AF505N
18 GAUGE

2" BRAD NAILER Narrow nose design allows easy nailing access in confined areas

- "Tool-less" quick-release cam-lock opens nail guide assembly to easily clear jammed nails; efficient design minimizes downtime
- Easy to use "tool-less" depth adjustment dial for a wide variety of finish applications
- Multi-directional exhaust port rotates 360° to direct exhaust air away from user
- Tool hook can be rotated 180° so tool can remain close by, but never in the way
- 1.5 SCFM @ 90PSI

Model AF505N Includes: Pneumatic Nailer Oil (181434-7), (2) No-mar tip (HY00000378), Air Fitting (311006-A), Tool Case, Safety Goggle

Operating Air Pressure	60 - 115 PSI
Nail Size	5/8" to 2" (18 ga.)
Magazine Capacity	100
Dimensions (LxWxH)	10-1/4" x 2-1/2" x 9-3/8"
Net Weight	3 lbs.
Shipping Weight	7.7 lbs.


AT638
18 GAUGE

1/4" NARROW CROWN STAPLER Engineered for More Precise Finish

- Depth adjustment engineered for more precise flush and countersink finish
- Multi-directional exhaust port directs exhaust air away from user
- Staple reload indicator window alerts the user when to reload staples
- Contact arm and trigger are used together for controlled driving
- Top-loading magazine allows user to quickly load staples

Model AT638 Includes: Hex Wrench (783202-0), Hex Wrench (783201-2), Pneumatic Nailer Oil (181434-7), Safety Goggles (192517-8), Tool Case

Operating Air Pressure	60 - 115 PSI
Gauge	18
Leg Length	5/8" to 1-1/2"
Crown	1/4"
Magazine Capacity	100
Dimensions (LxWxH)	9-3/4" x 2-7/16" x 9-3/4"
Net Weight	3.2 lbs.
Shipping Weight	6.1 lbs.


AT1150A
16 GAUGE

7/16" MEDIUM CROWN STAPLER Clear Jammed Nails Easily with Cam-Lock

- Depth adjustment engineered for more precise flush and countersink stapling
- Quick release cam-lock opens nose assembly to clear jammed staples
- Built-in air filter minimizes dust and debris from entering the tool
- Ideal for crating, decking, insulation, and sheathing applications
- Top loading magazine allows user to quickly load 16 GA 7/16" staples varying in length from 1" to 2"
- Multi directional exhaust port directs exhaust air away from user

Model AT1150A Includes: Hex Wrench (A0913-0011), Hook (A0316-0311), Oil Supply (A09070001), Safety Goggles (A09080-171), Air Fitting (311006-A)

Operating Air Pressure	65 - 120 PSI
Gauge	16
Leg Length	1" to 2"
Crown	7/16"
Magazine Capacity	140
Dimensions (LxWxH)	14-1/2" x 3-7/16" x 11-3/8"
Net Weight	4.9 lbs.
Shipping Weight	6.75 lbs.


AT2550A
16 GAUGE

1" WIDE CROWN STAPLER Lightweight Design for Comfort and Control

- Depth adjustment engineered for more precise flush and countersink finish
- Quick release cam-lock opens nose assembly to clear jammed staples
- Built-in air filter minimizes dust and debris from entering the tool
- Ideal for lathing, roofing and sheathing
- Top-loading magazine allows operator to quickly load 16 gauge, 1" wide crown staples from 1" to 2" in length
- Multi directional exhaust port directs exhaust air away from user

Model AT2550A Includes: Hex Wrench (A0913-0011), Hook (A0316-0311), Oil Supply (A09070001), Safety Goggles (A09080-171), Air Fitting (311006-A)

Operating Air Pressure	65 - 120 PSI
Gauge	16
Leg Length	1" to 2"
Crown	1"
Magazine Capacity	140
Dimensions (LxWxH)	14-1/2" x 3" x 10-1/4"
Net Weight	5.1 lbs.
Shipping Weight	7.1 lbs.

Pneumatic Accessories

Polyurethane Contractor Air Hose



Size	Model	Part #
1/4" x 50'	MAC700, MAC2400, MAC5200	T-01133
1/4" x 100'		T-01149

Tool First Aid Repair Kit

- For air leakage repairs
- Fixes sluggish operation problems
- Comes with repairing instruction manual
- Includes complete top, bottom & driver maintenance equipment

Model	Part #
AN611	193007-4
AN451	192393-0
AN923	194522-1
AF502	192539-8
AN453	HY00000384

Universal Quick Coupler



Style	Thread Size	Thread Style	Model	Part #
Fits 1/4" automotive & industrial fittings	1/4"	Male	MAC700, MAC2400, MAC5200	447013-E
	1/4"	Female		311018-A
	1/4"	Female	AC310H	HY00000337



Air Fittings

(for Models MAC700, MAC2400, MAC5200)

Type	Thread Size	Thread Style	Part #
1/4" Industrial (1/4" Body)	1/4"	Male	311006-A
	1/4"	Female	311002-A
	3/8"	Female	311003-A
3/8" Industrial (3/8" Body)	1/4"	Female	311010-A
	1/4"	Female	311004-A
	3/8"	Female	311005-A
1/4" Automotive (1/4" Body)	1/4"	Male	311008-A
	3/8"	Male	311009-A
3/8" Automotive (3/8" Body)	1/4"	Female	311012-A
	3/8"	Female	311013-A
	1/4"	Male	311016-A
	3/8"	Male	311017-A

MM4

4-STROKE ENGINE

75.6 cc MM4® Hip Throttle
Backpack Blower
EB7650WH



POWER EQUIPMENT

**MM4®
BLOWERS**



pg. 88

**MM4®
TRIMMERS**



pg. 89

CHAIN SAWS



pgs. 90-91

ELECTRIC



pg. 91

**LXT®
CORDLESS**



pgs. 92-93

ACCESSORIES



pg. 94

NO FUEL MIX NEEDED



MM4
4-STROKE ENGINE

EB7650TH

75.6 cc MM4® BACKPACK BLOWER
High Air Volume (670 CFM) and Air Speed (200 MPH) for Commercial Duty Performance

- Powerful fuel efficient 75.6 cc (3.8 HP) MM4® commercial duty engine
- Mechanical automatic engine decompression for quicker and easy starts
- Shoulder straps engineered with multiple adjustments for improved fit
- Tool-less handle adjustment for quick positioning of handle

Model EB7650TH Includes: End Nozzle 90-70 (455128-3), End Nozzle 90-60 (454896-5), Flat Nozzle 90 (454916-5), Oil Bottle (242072-1)

Engine Displacement (cc)	75.6 cc
Engine (HP)	3.8 HP
Max Air Volume	670 CFM
Max. Air Velocity	200 MPH
Fuel Type	Unleaded gas
Fuel Tank Capacity	64 oz.
Crank Case Capacity	7.4 oz.
Sound Pressure	76 dB(A)
Dry Weight	24.1 lbs.
Shipping Weight	33.9 lbs.



MM4
4-STROKE ENGINE

EB7650WH

75.6 cc MM4® HIP THROTTLE BACKPACK BLOWER
High Air Volume (670 CFM) and Air Speed (200 MPH) for Commercial Duty Performance

- Powerful fuel efficient 75.6 cc (3.8 HP) MM4® commercial duty engine
- Mechanical automatic engine decompression for quick and easy starts
- Hip throttle with cruise control and convenient on/off switch
- Shoulder straps engineered with multiple adjustments for improved fit

Model EB7650WH Includes: End Nozzle 90-60 (454896-5), Flat Nozzle 90 (454916-5), End Nozzle 90-70 (455128-3), Oil Bottle (242072-1)

Engine Displacement (cc)	75.6 cc
Engine (HP)	3.8 HP
Max Air Volume	670 CFM
Max. Air Velocity	200 MPH
Fuel Type	Unleaded gas
Fuel Tank Capacity	64 oz.
Crank Case Capacity	7.4 oz.
Sound Pressure	76 dB(A)
Dry Weight	24.1 lbs.
Shipping Weight	40 lbs.



MM4
4-STROKE ENGINE

BBX7600N

75.6 cc MM4® BACKPACK BLOWER
Efficient 4-Stroke Engine, No Fuel Mix Required

- Powerful and fuel efficient 75.6 cc. 4-stroke commercial duty engine
- Mechanical automatic engine decompression for quicker, easier starts
- Padded shoulder straps and back panel for improved operator comfort
- Compact design with less weight (22.6 lbs.) for easier operation in confined areas

Model BBX7600N Includes: End Pipe (667-95019-00), Tool Kit, BBX2500 (690-90590-00), Straight Pipe (667-95018-01)

Engine Displacement (cc)	75.6 cc
Engine (HP)	3.8 HP
Max. Air Velocity	195 MPH
Air Volume	526 CFM
Fuel Type	Unleaded gas
Fuel Tank Capacity	64.2 oz.
Crank Case Capacity	7.4 oz.
Sound Pressure	74 dB(A)
Dry Weight	22.6 lbs.
Shipping Weight	29.1 lbs.



MM4
4-STROKE ENGINE

BHX2500CA

24.5 cc MM4® BLOWER
No Fuel Mix Required, Lower Emissions

- Soft grip for less vibration, and convenient cruise control lever
- Compact design with less weight (only 9.8 lbs.)
- Mechanical Automatic Engine Decompression for quicker, easier starts
- Large capacity muffler ensures quieter operation at 67dB(A)
- Dual stage air filter is replaceable and easily accessible

Model BHX2500CA Includes: Extension Pipe (665-95009-00), Round End Nozzle (665-95010-00), Tool Kit (690-90590-00)

Engine Displacement (cc)	24.5 cc
Engine (HP)	1.1 HP
Max Air Volume	356 CFM
Max. Air Velocity	145 MPH
Fuel Type	Unleaded gas
Fuel Tank Capacity	17.6 oz.
Crank Case Capacity	2.7 oz.
Sound Pressure	67 dB(A)
Dry Weight	9.8 lbs.
Shipping Weight	10 lbs.



MM4
4-STROKE ENGINE

PM7650H

75.6 cc MM4® MIST BLOWER
Efficient 4-Stroke Engine, No Fuel Mix Required

- Powerful fuel efficient 75.6 cc (3.67 HP), MM4® 4-stroke, commercial duty engine
- L-shaped chemical tank lowers center of gravity for improved balance
- Single action switch to activate liquid chemical flow
- Liquid chemical in tank is automatically mixed by intake air flow for uniform solution concentration
- Mechanical automatic engine decompression for quick and easy start-ups

Model PM7650H Includes: Nozzle Set (196499-6), Box Wrench (782237-8), Diffusion Cover (453506-1), Driver (783019-1)

Engine Displacement (cc)	75.6 cc
Engine Power	3.67 HP
Tank	3.9 gal.
Max Air Volume	496 CFM
Fuel Type	Unleaded gas
Fuel Tank Capacity	64 oz.
Crank Case Capacity	7.4 oz.
Sound Pressure	74 dB(A)
Dry Weight	22.6 lbs.
Shipping Weight	36.6 lbs.



MM4
4-STROKE ENGINE

EY2650H25H

25.4 cc MM4® TELESOPING POLE PRUNER
Powerful MM4® Engine, No Fuel Mix Required, Lower Emissions

- Telescoping shaft easily adjusts from 8 ft. to 13 ft.
- Reduced cutting head weight for improved balance and reduced operator fatigue
- Translucent bar oil tank with automatic chain lubrication for efficient operation
- Oil view window for convenient checking of engine oil level
- Heavy duty dual-stage air filter with large sealing areas is easily accessible

Model EY2650H25H Includes: 10" Guide Bar (165695-7), Chain Protector (452093-7), 10" Saw Chain (196142-7)

Engine Displacement (cc)	25.4 cc
Engine (HP)	1.1 HP
Overall Length	154-1/2"
Guide Bar Length	10"
Fuel Type	Unleaded gas
Fuel Tank Capacity	20 oz.
Crank Case Capacity	2.7 oz.
Dry Weight	16 lbs.
Shipping Weight	24 lbs.



MM4
4-STROKE ENGINE

EE2650H

25.4 cc MM4® EDGER
No Fuel Mix Required, Lower Emissions

- 8" steel blade for precise cuts and longer blade life
- Adjustable wheel for quick and easy adjustment to desired cutting depth
- Metal skid plate protects gear housing for increased durability
- Steel drive shaft engineered for reduced vibration and longer life
- Guide marking on blade guard allows for cleaner more precise cuts
- Heavy duty dual-stage air filter with large sealing areas is easily accessible

Model EE2650H Includes: Blade (196745-7)

Engine Displacement (cc)	25.4 cc
Engine (HP)	1.1 HP
Blade Length	8"
Arbor	1"
Fuel Type	Unleaded gas
Fuel Tank Capacity	20 oz.
Crank Case Capacity	2.7 oz.
Overall Length	69-3/4"
Dry Weight	14.4 lbs.
Shipping Weight	20.3 lbs.

**EN7350SH****30" 25.4 cc MM4® SINGLE-SIDED HEDGE TRIMMER**

30" Single-Sided Blade With High Blade Speed (4,200 SPM) For Efficient Cutting

- Powerful fuel efficient 25.4 cc (1.1 HP), MM4® commercial duty engine
- Compact design with less weight (only 14.7 lbs.)
- Chip receiver for efficient collection and clean-up of clippings
- Steel drive shaft for less vibration and longer equipment life

Model EN7350SH Includes: Shear Blade A (725185-8), Shear Blade B (725186-6), Blade Cover (451868-1)

Engine Displacement (cc)	25.4 cc
Engine (HP)	1.1 HP
Blade Length	30"
Blade Speed	4,200 SPM
Fuel Type	Unleaded gas
Fuel Tank Capacity	20.3 oz.
Crank Case Capacity	2.7 oz.
Overall Length	76-3/4"
Dry Weight	14.7 lbs.
Shipping Weight	20 lbs.

**EN5950SH****24" 25.4 cc MM4® DOUBLE-SIDED HEDGE TRIMMER**

24" Double-Sided Blade With High Blade Speed (4,200 SPM) For Efficient Cutting

- Powerful and fuel efficient 25.4 cc (1.1 HP), MM4® commercial duty engine
- Compact design with less weight (only 14.1 lbs.)
- Commercial duty gear case engineered for improved durability
- Tip guard protects blade from unnecessary wear

Model EN5950SH Includes: Shear Blade (725184-0), Blade Cover (454278-1)

Engine Displacement (cc)	25.1 cc
Engine (HP)	1.1 HP
Blade Length	24"
Blade Speed	4,200 SPM
Fuel Type	Unleaded gas
Fuel Tank Capacity	20.3 oz.
Crank Case Capacity	20.3 oz.
Overall Length	71-1/4"
Dry Weight	14.1 lbs.
Shipping Weight	20 lbs.

**EN4951SH****20" 25.4 cc MM4® ARTICULATING HEDGE TRIMMER**

Articulating Gear Case With 13 Angle Settings For Efficient Trimming Of Overhead And Low-lying Hedges

- Powerful fuel efficient 25.4 cc (1.1 HP), MM4® commercial duty engine
- 180° blade adjustment allows blade to be positioned along shaft for convenient transport and storage
- Steel drive shaft for less vibration and longer equipment life
- Angle change lever quickly and easily adjusts blade angle
- 20" double-sided blade with high blade speed (4,200 SPM) for efficient cutting

Model EN4951SH Includes: Blade Cover (454279-9), Shear Blade (725187-4)

Engine Displacement (cc)	25.4 cc
Engine (HP)	1.1 HP
Blade Length	20"
Blade Speed	4,200 SPM
Fuel Type	Unleaded gas
Fuel Tank Capacity	20.3 oz.
Crank Case Capacity	2.7 oz.
Overall Length	80-1/2"
Dry Weight	14.6 lbs.
Shipping Weight	21.6 lbs.


**EN4950H****20" 25.4 cc MM4® ARTICULATING HEDGE TRIMMER**

13 Angle Settings For Efficient Trimming Of Overhead And Low-Lying Hedges

- Powerful fuel efficient 25.4 cc (1.1 HP), MM4® commercial duty engine
- Steel drive shaft for less vibration and longer equipment life
- 20" double-sided blade with high blade speed (4,200 SPM) for efficient cutting
- Angle change lever quickly and easily adjusts blade angle
- Heavy duty dual stage air filter with large sealing areas is replaceable and easily accessible

Model EN4950H Includes: Shear Blade (725187-4), Blade Cover (452328-6)

Engine Displacement (cc)	25.4 cc
Engine (HP)	1.1 HP
Blade Length	20"
Blade Speed	4,200 SPM
Fuel Type	Unleaded gas
Fuel Tank Capacity	20.3 oz.
Crank Case Capacity	2.7 oz.
Overall Length	99"
Dry Weight	15.6 lbs.
Shipping Weight	22 lbs.

4-STROKE POWERED
25.4 cc MM4® HIGH TORQUE STRING TRIMMER
 High Torque Gear Case For Improved Cutting Performance

- Powerful and fuel efficient 25.4 cc 4-stroke commercial duty engine
- Compact design with less weight (only 11.5 lbs.)
- High capacity, rapid loading, bump-and-feed trimmer head
- Steel drive shaft engineered for less vibration and longer equipment life

Model EM2652LHN Includes: Trimmer Head, Bump and Feed (T-01753A), 4-Cycle Engine Oil, 10W-30, 2.7 oz. (195826-4)

Engine Displacement (cc)	25.4 cc
Engine (HP)	1.1 HP
Cutting Capacity (diameter)	17"
Fuel Type	Unleaded gas
Fuel Tank Capacity	20.3 oz.
Crank Case Capacity	2.7 oz.
Overall Length	69-1/2"
Dry Weight	11.5 lbs.
Shipping Weight	18 lbs.

**EM2650LH****25.4 cc MM4® 4-STROKE STRING TRIMMER**

Powerful Multi-Position 4-Stroke Engine

- Compact design with less weight (only 10.9 lbs.)
- High capacity, rapid loading, bump-and-feed trimmer head
- Ergonomically designed rubberized soft grip provides more comfort
- Ergonomic loop handle
- Heavy duty, dual stage air filter with large sealing areas is replaceable and easily accessible.

Model EM2650LH Includes: Trimmer Head, Bump and Feed (T-01753A), 4-Cycle Engine Oil, 10W-30, 2.7 oz. (195826-4), Wrench 4 (783223-2), Protector Set (196117-6)

Engine Displacement (cc)	25.4 cc
Engine (HP)	1.1 HP
Cutting Capacity (diameter)	17"
Fuel Type	Unleaded gas
Fuel Tank Capacity	20.3 oz.
Crank Case Capacity	2.7 oz.
Overall Length	69-1/2"
Dry Weight	10.9 lbs.
Shipping Weight	20.85 lbs.

**EM2650UH****25.4 cc MM4® BRUSH CUTTER**

Powerful Multi-Position 4-Stroke Engine

- Steel drive shaft for less vibration and longer equipment life
- Easily adjustable handle configuration
- Flexible universal guard for both saw blade and nylon cutting head
- Ergonomically designed rubberized soft grip provides more control and comfort
- Compact design with less weight (only 12.1 lbs.).

Model EM2650UH Includes: 9" Star Blade, 4T (B-14118), Harness (123143-2), 4-Cycle Engine Oil, 10W-30, 2.7 oz. (195826-4)

Engine Displacement (cc)	25.4 cc
Engine (HP)	1.1 HP
Blade Diameter	9"
Fuel Type	Unleaded gas
Fuel Tank Capacity	20.3 oz.
Crank Case Capacity	2.7 oz.
Overall Length	69-1/2"
Dry Weight	12.1 lbs.
Shipping Weight	17 lbs.

EASY START



DCS642120

20" 64 cc CHAIN SAW 4.7 HP Professional Chain Saw

- Easy-starting automatic half throttle lock
- Chain compartment is easy to clean and clears chips away efficiently
- Slide out baffle can be configured for efficient cold weather operation
- Large metal spike bar for increased productivity
- Two point durable inertia/mechanical chain brake

Model DCS642120 Includes: 20" Saw Chain, 3/8", .050" (523-102-072A), 20" Guide Bar (445-050-665), Universal Wrench (941-719-131), Tool Wrench (940-827-000), 20-24" Chain Cover (952-020-660)

Engine Displacement (cu.in./cc)	3.9 cu.in. (64 cc)
Power Rating	4.7 HP/3.5 kW
Standard Guide Bar	20"
Chain Pitch	3/8"
Chain Gauge	.050"
Fuel Mixture	50:1
Fuel Tank Capacity	24.5 oz.
Oil Tank Capacity	14.2 oz.
Net Weight (w/o bar & chain)	13.9 lbs.
Shipping Weight	22 lbs.



EA6100P53G

20" 61 cc CHAIN SAW 4.6 HP Professional Chain Saw

- Easy Start spring-assisted starter for quick starting with less force
- Stratified Air Scavenging engine for lower emissions and improved fuel efficiency
- Magnesium housing for improved durability and less weight (only 13.2 lbs.)
- Heavy-duty cartridge air filter system for improved durability
- Touch & Stop single lever control shuts off engine with just a touch

Model EA6100P53G Includes: 20" Guide Bar (443-053-661), 20" Saw Chain, 3/8", .050" (523-102-072A), 20-24" Chain Cover (952-020-660)

Engine Displacement (cu.in./cc)	3.7 cu.in. (61 cc)
Power Rating	4.6 HP/3.4 kW
Standard Guide Bar	20"
Chain Pitch	3/8"
Chain Gauge	.050"
Fuel Mixture	50:1
Fuel Tank Capacity	27 oz.
Oil Tank Capacity	16 oz.
Net Weight (w/o bar & chain)	13.2 lbs.
Shipping Weight	19.2 lbs.



EA5000P53G

20" 50 cc CHAIN SAW 3.9 HP Professional Chain Saw

- Magnesium housing for improved durability and less weight (only 11.9 lbs.)
- Easy Start spring-assisted starter for quick starting with less force
- Compact design with less weight, (only 11.9 lbs.)
- Touch & Stop single lever control shuts off engine with just a touch
- Large dual spike bar for increased productivity

Model EA5000P53G Includes: 20" Guide Bar (443-053-661), 20" Saw Chain, 3/8", .050" (523-102-072A), 20-24" Chain Cover (952-020-660)

Engine Displacement (cu.in./cc)	3.1 cu.in. (50 cc)
Power Rating	3.9 HP/2.9 kW
Standard Guide Bar	20"
Chain Pitch	3/8"
Chain Gauge	.050"
Fuel Mixture	50:1
Fuel Tank Capacity	15.9 oz.
Oil Tank Capacity	9.1 oz.
Net Weight (w/o bar & chain)	11.9 lbs.
Shipping Weight	19 lbs.



DCS5121

18" 50 cc CHAIN SAW Easy Start, Spring-Assisted Starter for Quick Starting with Less Force

- Compact design with less weight (only 12.3 lbs.)
- Large dual spike bar for increased productivity
- Touch & Stop single lever control shuts off engine with just a touch
- Slide-out baffle can be configured for efficient cold weather operation
- High power-to-weight ratio 3.3 HP engine
- Two point durable inertia/mechanical chain brake

Model DCS5121 Includes: 18" Saw Chain, 3/8", .050" (523-102-064), 18" Guide Bar (446-045-661), 18" Chain Cover (952-020-650)

Engine Displacement (cu.in./cc)	3.1 cu.in. (50 cc)
Power Rating	3.3 HP/2.5 kW
Standard Guide Bar	18"
Chain Pitch	3/8"
Chain Gauge	.050"
Fuel Mixture	50:1
Fuel Tank Capacity	15.9 oz.
Oil Tank Capacity	9.1 oz.
Net Weight (w/o bar & chain)	12.3 lbs.
Shipping Weight	17.6 lbs.



EA4300F40B

16" 42 cc CHAIN SAW High Power-to-Weight Ratio 3.0 HP Engine

- Easy Start, spring assisted starter with optimized engine management reduces force required for starting
- "Tool-less" filter maintenance for operator efficiency
- Compact design with less weight, (only 10.8 lbs.)
- Touch & Stop, single lever operation for immediate shut-off
- Large metal spike bar for increased control when cutting

Model EA4300F40B Includes: 16" Guide Bar (442-040-661), 16" Saw Chain (195400-8), 16" Chain Cover (952-010-640)

Engine Displacement (cu.in./cc)	4.2 cu.in. (2.6 cc)
Power Rating	3 HP/2.2 kW
Standard Guide Bar	16"
Chain Pitch	3/8"
Chain Gauge	.050"
Fuel Mixture	50:1
Fuel Tank Capacity	16.2 oz.
Oil Tank Capacity	9.5 oz.
Net Weight (w/o bar & chain)	10.8 lbs.
Shipping Weight	15 lbs.



EA3601F40B

16" 35 cc CHAIN SAW Easy Start, Spring-Assisted for Quick Starting with Less Force

- Stratified Air Scavenging engine for lower emissions and improved fuel efficiency
- "Tool-less" chain tensioning for quick and convenient chain adjustment
- Touch & Stop single lever control shuts off engine with just a touch
- Compact design with less weight (only 9.3 lbs.)

Model EA3601F40B Includes: 16" Guide Bar (442-040-661), 16" Saw Chain (195400-8), 16" Chain Cover (952-010-640)

Engine Displacement (cu.in./cc)	2.1 cu.in. (35.2 cc)
Power Rating	2.4 HP/1.8 kW
Standard Guide Bar	16"
Chain Pitch	3/8"
Chain Gauge	.050"
Fuel Mixture	50:1
Fuel Tank Capacity	10.5 oz.
Oil Tank Capacity	8.8 oz.
Net Weight (w/o bar & chain)	9.3 lbs.
Shipping Weight	13.65 lbs.



EA3201S35B

14" 32 cc CHAIN SAW Easy Start, Spring-Assisted for Quick Starting with Less Force

- "Tool-less" chain tensioning for quick and convenient chain adjustment
- Compact design with less weight (only 9.4 lbs.)
- Two point durable inertia/mechanical chain brake
- Touch & Stop single lever control shuts off engine with just a touch
- Large metal spike bar for increased productivity
- High power-to-weight ratio 1.8 HP engine

Model EA3201S35B Includes: 14" Chain (195399-7), 14" Guide Bar (442-035-661), Universal Wrench (941-719-131), 14" Chain Cover (952-010-630)

Engine Displacement (cu.in./cc)	2 cu.in. (32 cc)
Power Rating	1.8 HP/1.3 kW
Standard Guide Bar	14"
Chain Pitch	3/8"
Chain Gauge	.050"
Fuel Mixture	50:1
Fuel Tank Capacity	13.5 oz.
Oil Tank Capacity	9.5 oz.
Net Weight (w/o bar & chain)	9.4 lbs.
Shipping Weight	13.86 lbs.

**EASY OPERATION
& MAINTENANCE****UC4051A****16" ELECTRIC CHAIN SAW**
Heavy-Duty for Fast and Efficient Cutting

- "Tool-less" blade and chain adjustments for convenient operation and easy maintenance
- Rubberized grip handles are ergonomically designed for comfort
- Built-in current limiter helps protect motor from burnout
- Large oil reservoir with view window allows operator to check bar oil level

Model UC4051A Includes: 16" Saw Chain, 3/8"-.050" (196208-3), 16" Guide Bar (442-040-661), 16" Chain Cover (952-010-640)

Chain Speed	2,900 FPM
Guide Bar Length	16"
Chain Pitch	3/8"
Chain Gauge	.050"
Oil Tank Capacity	6.8 oz.
Overall Length	19-7/8"
Net Weight (w/o bar & chain)	12.3 lbs.
Shipping Weight	15.7 lbs.

**UC3551A****14" ELECTRIC CHAIN SAW**
Heavy-Duty for Fast and Efficient Cutting

- "Tool-less" blade and chain adjustments
- Rubberized grip handles are ergonomically designed
- Large trigger switch with soft start for smooth start-ups
- Built-in current limiter helps protect motor
- Large oil reservoir with view window allows operator to check oil level
- Automatic chain oiler for heavy continuous cutting

Model UC3551A Includes: 14" Saw Chain, 3/8"-.050" (196207-5), 14" Guide Bar (442-035-661), 14" Chain Cover (952-010-630)

Chain Speed	2,900 FPM
Guide Bar Length	14"
Chain Pitch	3/8"
Chain Gauge	.050"
Oil Tank Capacity	6.8 oz.
Overall Length	19-7/8"
Net Weight (w/o bar & chain)	12.1 lbs.
Shipping Weight	16.5 lbs.

**5012B****11-3/4" ELECTRIC CHAIN SAW**
Compact and Lightweight (9.5 lbs.)

- 5,500 FPM chain speed for extremely fast cutting ability
- Durable poly-carbonate housing for long-lasting performance
- Built-in overload protector for durability
- 11.5 AMP motor powers through stock for smooth and fast cutting
- Special sprocket inside the end of the chain bar for smooth chain action
- Engineered for reliable and durable performance

Model 5012B Includes: 12" Saw Chain, 3/8"-.050" (196519-6), Bar Chain Oil, 100 cc (182229-1), File, 5012B (744003-1), Cord Hook (158024-1)

Guide Bar Length	11-3/4"
Chain Speed	5,500 FPM
Chain Pitch	3/8"
Chain Gauge	.050"
AMPS	11.5
Net Weight (w/o bar & chain)	9.5 lbs.
Overall Length	22"
Shipping Weight	12 lbs.

**UH6570****25" ELECTRIC HEDGE TRIMMER**
Large Cutting Capacity and High Performance

- Ergonomic grip design for improved comfort and handling
- Well balanced and with less weight
- Low motor noise level for quiet operation
- Two-hand operation switch, motor runs only when grips are held with both hands
- Large, transparent hand guard permits a good view of the work area
- Engineered for lower vibration and increased user comfort

Model UH6570 Includes: Shear Blade Assembly, UH6570 (194669-1), Shear Blade Cover, UH5570, UH6570 (450490-1), Cord Hook (158024-1), Cord Holder (194677-2)

Capacities: Cutting Diameter: Cutting Length:	1/2" 25-1/2"
Blade Speed	1,600 SPM
AMPS	4.8
Overall Length	44-3/4"
Net Weight	8.2 lbs.
Shipping Weight	10.7 lbs.

**UH5570****22" ELECTRIC HEDGE TRIMMER**
Large Cutting Capacity and High Performance

- Ergonomic grip design for improved comfort and handling
- Well balanced and with less weight
- Low motor noise level for quiet operation
- Two-hand operation switch, motor runs only when grips are held with both hands
- Large, transparent hand guard permits a good view of the work area
- Engineered for lower vibration and increased user comfort

Model UH5570 Includes: Shear Blade Assembly (194665-9), Shear Blade Cover, UH5570, UH6570 (450490-1), Cord Hook (158024-1), Cord Holder (194677-2)

Capacities: Cutting Diameter: Cutting Length:	1/2" 21-5/8"
Blade Speed	1,600 SPM
AMPS	4.8
Overall Length	40-1/2"
Net Weight	7.9 lbs.
Shipping Weight	10.5 lbs.

**MAKITA® GEAR**

Get all dialed in with the latest Makita swag. Check out the all-new line of apparel including race team replica hats, t-shirts and sweatshirts.

Stay on top of your game with current promotional items! There's lots of other cool stuff too; Ogio backpacks and luggage, barstools, mugs, key chains and more.

Shop now at:
makitatools.com/gear

**GET CONNECTED**

Makitatools.com has the latest updates on new tools, Makita® innovation, promotions, where to buy, or to find when Makita events are taking place near you. Content is updated constantly to keep you on top of your game... whether that game is work or play.

makitatools.com

**FOLLOW
MAKITA®**



36v
LITHIUM-ION



HCU02C1

2.2Ah
BATTERY

36v CHAIN SAW KIT Zero Emissions and up to 40% Quieter Than Gas

- Makita-built motor delivers 1,650 FPM for increased cutting speed
- Lower noise level at only 89 dB(A) for improved user comfort
- "Tool-less" chain adjustments for convenient operation and maintenance
- Front hand guard engineered to actuate chain brake when engaged
- 12" guide bar for increased capacity

Model HCU02C1 Includes: 36V Lithium-Ion Battery (BL3622A), 36V Charger (DC36WA), 12" Guide Bar (165245-8), 12" Saw Chain (531-290-046)

Guide Bar Length	12"
Chain Speed	1,650 FPM
Chain Pitch	3/8"
Chain Gauge	.043"
Battery	36V LXT® Lithium-Ion
Overall Length	24-5/8"
Net Weight (with battery)	10.1 lbs.
Shipping Weight	14 lbs.

18v BATTERIES 36v PERFORMANCE



18v + 18v = 36v

XCU02Z

Tool only - battery and
charger not included

18v X2 LXT® (36v) CHAIN SAW Powered by Two 18v LXT® Lithium-Ion Batteries

- Makita-built motor delivers 1,650 FPM chain speed for fast cutting
- Two 18V LXT® Lithium-Ion batteries deliver power and performance without leaving the 18V LXT® platform (batteries not included)
- 12" guide bar for increased capacity
- "Tool-less" chain adjustments for convenient operation and maintenance
- Front hand guard actuates chain brake when engaged

Model XCU02Z Includes: Tool Only - 12" Guide Bar (165245-8), 12" Saw Chain (531-290-046), Blade Cover; Battery and Charger not included

Guide Bar Length	12"
Chain Speed	1,650 FPM
Chain Pitch	3/8"
Chain Gauge	.043"
Battery	2X 18V LXT® Lithium-Ion
Overall Length	24-5/8"
Net Weight (with battery)	11.2 lbs.
Shipping Weight	8.8 lbs.



LXT
LITHIUM-ION

XCU01Z

Tool only - battery and
charger not included

18v LXT® 4-1/2" CHAIN SAW The Perfect Chain Saw for Limbing, Powered by 18v LXT®

- Makita-built motor delivers 980 FPM for increased cutting speed
- 4-1/2" guide bar is ideal for limbing
- "Tool-less" chain adjustments for convenient operation and maintenance
- Zero emissions and reduced maintenance
- Compact and ergonomic design at only 16-5/8" long
- Weighs only 5.4 lbs. with battery (battery not included) for reduced operator fatigue

Model XCU01Z Includes: Tool Only - 4-1/2" Saw Chain, 1/4"-.050", LXC01, UC120DWD (791284-8), 4-1/2" Guide Bar, LXC01, UC120DWD (158476-6); Battery and Charger not included

Guide Bar Length	4-1/2"
Chain Speed	980 FPM
Chain Pitch	1/4"
Chain Gauge	.050"
Battery	18V LXT® Lithium-Ion
Overall Length	16-5/8"
Net Weight (with battery)	5.4 lbs.
Shipping Weight	7.1 lbs.



36v
LITHIUM-ION



HHU01C1

2.2Ah
BATTERY

36v HEDGE TRIMMER KIT 36v Lithium-Ion Battery Delivers the Cutting Performance of a Corded Trimmer

- Makita-built motor delivers 1,800 SPM for fast cutting
- 25-1/2" blade provides increased cutting capacity
- 6 speed dial (0 - 1,800 SPM) allows the user to match the speed to the application
- Lower noise level at only 86.5 dB(A); up to 30% quieter than gas
- 5-position rotating rear handle for increased comfort during vertical and angle trimming

Model HHU01C1 Includes: Tool Only - 36V Charger (DC36WA), 36V Lithium-Ion Battery (BL3622A); Battery and Charger not included

Blade Length	25-1/2"
Strokes Per Minute	1,800 SPM
Battery	36V LXT® Lithium-Ion
Overall Length	48-3/4"
Net Weight (with battery)	11.7 lbs.
Shipping Weight	19.8 lbs.



18v + 18v = 36v

XHU04Z

Tool only - battery and
charger not included

18v X2 LXT® HEDGE TRIMMER Two 18v LXT® Lithium-Ion Batteries Deliver the Cutting Performance of a Corded Trimmer

- Makita-built motor delivers 1,800 SPM for fast cutting
- 25-1/2" blade provides increased cutting capacity
- 6 speed dial (0 - 1,800 SPM) allows the user to match the speed to the application
- Lower noise level at only 86.5 dB(A); up to 30% quieter than gas
- Weighs only 13.3 lbs. with (2) 18V batteries (batteries not included) for reduced operator fatigue

Model XHU04Z Includes: Tool Only - Blade Cover; Battery and Charger not included

Blade Length	25-1/2"
Strokes Per Minute	1,800 SPM
Battery	2X 18V LXT® Lithium-Ion
Overall Length	48-3/4"
Net Weight (with battery)	13.3 lbs.
Shipping Weight	13.7 lbs.



LXT
LITHIUM-ION

XHU02Z

Tool only - battery and
charger not included

18v LXT® HEDGE TRIMMER Up to 75 Minutes of Run Time with 3.0Ah Battery on Lowest Setting

- Makita-built motor delivers 1,350 SPM for increased cutting speed
- 22" blade provides increased cutting capacity
- Anti-vibration design (five cushions within the motor housing) helps minimize vibration
- Battery capacity warning system; motor stops and light goes on indicating battery needs recharging (battery and charger sold separately)
- Lower noise level at only 87 dB(A) for operator comfort
- Compact and ergonomic design at only 38" long

Model XHU02Z Includes: Tool Only - Blade Cover (450490-1); Battery and Charger not included

Blade Length	22"
Strokes Per Minute	1,350 SPM
Battery	18V LXT® Lithium-Ion
Overall Length	38"
Net Weight (with battery)	7.4 lbs.
Shipping Weight	9.1 lbs.



BRUSHLESS
18v + 18v = 36v

XRU07Z

Tool only - battery and
charger not included

18v X2 LXT® (36v) BRUSHLESS STRING TRIMMER

Zero Emissions and Reduced Maintenance; No Need for Gas or Oil

- Makita-built Outer Rotor BL™ Brushless Motor direct-drive system provides high power and increased torque
- Constant Speed Control minimizes reduction in rotation speed under load
- 2-speed options (Low: 0-5,000 RPM, High: 0-6,500 RPM) allows the operator to match speed to application
- Delivers up to 60 minutes of run time under load on the low speed setting using two 18V LXT® 5.0Ah BL1850 batteries¹

Model XRU07Z Includes: Tool Only - Bump & Feed Trimmer Head, XRU07 Trimmer Head (197297-1), Goggles (195246-2), Hex Wrench (783217-7), Hex Wrench (783202-0), Accessory Bag (831304-7); Battery and Charger not included

Cutting Capacity (diameter)	13-3/4"
No Load Speed (2 spd)	5,000/6,500 RPM
Battery	2X 18V LXT® Lithium-Ion
Overall Length	69"
Net Weight (with battery)	9.9 lbs.
Shipping Weight	12.1 lbs.

¹ Under Load: 13-3/4" cutting swath with .080" nylon line, approximate run time will vary according to grass conditions


XR004Z

Tool only - battery and charger not included

18v LXT® BRUSHLESS STRING TRIMMER

Up to 60 Minutes of Run Time with 3.0Ah Battery under No Load on the Lowest Setting

- BL™ Brushless motor delivers up to 6,000 RPM for faster cutting
- Adjustable speed dial (0-3,500 to 0-6,000 RPM) allows the operator to match speed to application
- Compact size is ideal for trimming and precise edging
- Zero emissions and reduced maintenance; no need for gas or oil

Model XR004Z Includes: Tool Only - Trimmer Head (123235-7), Shoulder Strap (125516-5), Goggles (195246-2), Hex Wrench (783217-7), Hex Wrench (783202-0), Accessory Bag (831304-7); Battery and Charger not included

Cutting Capacity (diameter)	11-3/4"
No Load Speed (2 spd)	3,500/6,000 RPM
Battery	18V LXT® Lithium-Ion
Overall Length	72-1/2"
Net Weight (with battery)	8.6 lbs.
Shipping Weight	18.7 lbs.


XR002Z

Tool only - battery and charger not included

18v LXT® STRING TRIMMER
Up to 45 Minutes of Run Time with 3.0Ah Battery Under No Load

- Makita-built motor delivers 7,800 RPM for faster cutting
- Telescoping shaft (48-1/2" to 56-1/2") for optimum cutting position
- Adjustable 5-position pivoting head for cutting angle adjustment when trimming in tight spaces
- 180° rotating head allows the trimmer to convert to edger; 10-1/4" cutting width
- Compact size is ideal for trimming and precise edging

Model XR002Z Includes: Tool Only - Trimmer Head (196146-9), Nylon Cord (196148-5); Battery and Charger not included

Cutting Capacity (diameter)	10-1/4"
No Load Speed	7,800 RPM
Battery	18V LXT® Lithium-Ion
Overall Length	10-1/4"
Net Weight (with battery)	6.9 lbs.
Shipping Weight	8.8 lbs.


XMU02Z

Tool only - battery and charger not included

18v LXT® GRASS SHEAR
Up to 125 Minutes of Run Time with 3.0Ah battery Under No Load

- Makita-built motor delivers 1,250 SPM for efficient cutting
- Toboggan-style base frame enables user to quickly adjust height to match the application
- Dual blade action cuts with a shearing effect for improved results
- Non-electrolyzed nickel plated blades engineered to resist staining and rusting
- Weighs only 3.6 lbs. with battery (battery not included) for reduced user fatigue

Model XMU02Z Includes: Tool Only - Blade Cover (452055-5); Battery and Charger not included

Cutting Capacity (width)	6-5/16"
Depth Adjustment Range	3/8", 13/16", 1-3/16"
No Load Speed	1,250 RPM
Battery	18V LXT® Lithium-Ion
Overall Length	13-7/8"
Net Weight (with battery)	3.6 lbs.
Shipping Weight	3.45 lbs.

NO LIMITS

POWER & SPEED TO UNPLUG THE CORD



UNPLUG YOUR CORDED TOOLS and pick up Makita's 18v X2 (36v) Lithium-Ion line up. Get the freedom you need to reach new heights with unmatched run time - you'll never look back.

36v POWER

(2) 18v BATTERIES



Learn More ▶ makitatools.com/X2

PORTABLE & VERSATILE



18v • 18v • 36v

NEW XBU02Z

Tool only - battery and charger not included

18v X2 LXT® (36v) BRUSHLESS BLOWER
Makita-Built BL™ Brushless Motor Produces A Maximum 473 CFM

- Delivers up to 29 minutes of run time at 15,800 RPM using two 18V LXT® 5.0Ah batteries
- Makita-built motor produces a maximum air velocity of 120 MPH
- 6-stage air velocity/volume selection dial with variable speed control trigger
- Two 18V LXT® Lithium-Ion batteries deliver the power and run time for gas powered demands without leaving the 18V LXT® platform
- Zero emissions and reduced maintenance; no need for gas or oil

Model XBU02Z Includes: Tool Only - Long Nozzle (455915-0); Battery and Charger not included

Max Air Volume	473 CFM
Max. Air Velocity	120 MPH
No Load Speed (variable speed)	11,400 - 21,500 RPM
Battery	2X 18V LXT® Lithium-Ion
Sound Pressure	96 dB(A)
Overall Length	38-3/4"
Net Weight (with battery)	9.9 lbs.
Shipping Weight	8.4 lbs.



18v • 18v • 36v

XBU01Z

Tool only - battery and charger not included

18v X2 LXT® (36v) BLOWER
Makita-built Motor Produces a Maximum Air Volume of 155 CFM

- Delivers up to 28 minutes of run time using two 5.0Ah 18V LXT® batteries on highest speed setting
- Makita-built motor produces a maximum air velocity of 208 MPH
- 2-speed (Low: 10,000 RPM, High: 17,000 RPM) design to match the speed to application
- Two 18V LXT® Lithium-Ion batteries deliver the power and run time for corded demands without leaving the 18V LXT® platform
- Compact and ergonomic design at only 36-1/4" long

Model XBU01Z Includes: Tool Only - Long Blower Nozzle (452123-4); Battery and Charger not included

Max Air Volume	155 CFM
Max. Air Velocity	208 MPH
No Load Speed (2 spd)	10,000/17,000 RPM
Battery	2X 18V LXT® Lithium-Ion
Sound Pressure	86 dB(A)
Overall Length	36-1/4"
Net Weight (with battery)	8 lbs.
Shipping Weight	6 lbs.


UB360DWB

2.2A BATTERY

36v BLOWER KIT
Delivers up to 14 Minutes of Run Time with 36v Battery Under No Load on Highest Setting


- Makita-built motor produces a maximum air velocity of 208 MPH with up to 30 min. of continuous run time
- 2-speed (Low: 10,000 RPM, High: 17,000 RPM) design to match the speed to application
- Lower noise level at only 86 dB(A) for improved user comfort, 30% quieter than gas
- Zero emissions, and reduced maintenance for increased ease of use


Model UB360DWB Includes: 36V Lithium-Ion Battery (BL3622A), 36V Charger (DC36WA), Long Blower Nozzle (452123-4)

Max Air Volume	155 CFM
Max. Air Velocity	208 MPH
No Load Speed (2 spd)	10,000/17,000 RPM
Battery	36V LXT® Lithium-Ion
Sound Pressure	86 dB(A)
Overall Length	36-1/4"
Net Weight (with battery)	6.8 lbs.
Shipping Weight	11 lbs.


Power Equipment Accessories

Chain Saw Accessories


	Size	Chain #	Pitch	Gauge	Nose Type	Model	Bar #
Chain Saw Bars 	5"	791248-8	1/4"	.050"	Sprocket w/ Tip Guard	LXCU01Z	158476-6
	12"	196519-6	3/8"	.050"	Sprocket w/ Tip Guard	5012B	163150-3
	12"	531-291-046	3/8"	.043"	Sprocket	HCU02X2, HCU02C1	165245-8
	14"	196207-5	3/8"	.050"	Sprocket	UC3551A, UC4051A, EA3201S35B, EA3601F40B, EA4300F40B	442-035-661
	16"	196208-3	3/8"	.050"	Sprocket	UC3551A, UC4051A, EA3201S35B, EA3601F40B, EA4300F40B	442-040-661
	18"	523-102-064	3/8"	.050"	Sprocket	DCS5121, EA5000P53G, EA6100P53G	443-045-661
	18"	528-086-672	.325"	.058"	Sprocket	DCS5121, EA5000P53G, EA6100P53G	445-045-631
	20"	523-102-072A	3/8"	.050"	Sprocket	DCS5121, EA5000P53G, EA6100P53G	443-053-661
	20"	523-102-072A	3/8"	.050"	Replaceable Sprocket	DCS5121, EA5000P53G, EA6100P53G	713200-A
	20"	523-102-072A	3/8"	.050"	Sprocket	DCS640120, DCS642120	445-050-665

	Size	Bar #	Pitch	Gauge	Type	Drive Links	Chain #
Chain Saw Chains 	5"	158476-6	1/4"	.050"	25AP	42	791284-8
	12"	165245-8	3/8"	.043"	91PX	46	531-291-046
	12"	163150-3	3/8"	.050"	91VG	45	791172-9
	14"	442-035-661	3/8"	.050"	91VG	52	196207-5
	16"	442-040-661	3/8"	.050"	91VG	56	196208-3
	18"	446-045-661	3/8"	.050"	72VX	64	523-102-064
	18"	445-045-631	.325"	.058"	33SL	72	528-086-672
	20"	443-053-661, 445-050-665, 713200-A	3/8"	.050"	72VX	72	523-102-072A

2-Cycle Synthetic Fuel Mix

	Description	Size	Qty.	Model	Part #
	Synthetic 2 Cycle Fuel Mix, 2.6 oz.	2.6 oz.	1	All 2-Cycle Models	T-00745
	Synthetic 2 Cycle Fuel Mix, 48 pk.	2.6 oz.	48		T-00745-48
	Synthetic 2 Cycle Fuel Mix, 4.6 oz.	6.4 oz.	1		T-00739
	Synthetic 2 Cycle Fuel Mix, 48 pk.	6.4 oz.	48		T-00739-48

10W-30 4-Stroke Engine Oil

	Size	Qty.	Model	Part #
	2.7 oz.	1	All Makita 4-Stroke Models	195826-4
	2.7 oz.	48		195826-4-48
	6.76 oz.	1		T-02484
	6.76 oz.	12		T-02490

Generator Accessories

Description	Model	Part #
Wheel Kits	G6100R, G6101R, G4300L	110004-A

Trimmer/Brush Cutter Accessories

Description	Model	Part #
Brush Cutter Harness	EM2650LH, EM2650UH, EM2652LHN, EM4251CA, EM4250CA	122906-3
Articulating Hedge Trimmer Attachment	EM2650LH, EM2652LHN	135683-8
Brush Cutter Conversion Kit ¹	EM2650LH, EM2652LHN	196500-7
Pole Pruner Attachment	EM2650LH, EM2652LHN	196315-2

¹ Includes harness, protector, barrier bar, clamp washer, cup, M10-17 nut, universal wrench

Chain Protectors

Size	Model	Part #
5"	XCU01Z	416311-7
10"	EY2650H25H	452093-7
14"	HCU02C1, XCU02Z, EA3201S35B	952-010-630
16"	EA3601F40B, EA4300F40B	952-010-640
18"-20"	DCS5121, EA5000P53G, EA6100P53G	952-020-650
20"-24"	DCS642120	952-020-660

Bar Chain Oil

Description	Model	Chain #
Bar Chain Oil 1 Qt.	All	181119-A
Bar Chain Oil 1 Gal.	Chain Saws	181116-A

Helmets

Description	Part #
"Combo" Helmet	841001-A
Hard Hat (intl. orange)	841006-A

Chain Saw Chaps

Description	Part #
38" Length (large)	841008-A

Blower Accessories

Description	Model	Part #
Vacuum Kit	BHX2500CA, BHX2500CA	195282-8
Flat End Nozzle	BHX2500CA, BHX2500CA	451753-8
Long Nozzle	BUB182Z, DUB182Z	TP00000199

String Trimmer & Brush Cutter Accessories

Description	Model	Part #
Comfort Trim Bump & Feed (10mm LH)	EM2650LH, EM2650UH, EM2652LHN	T-01753A
Comfort Trim Bump & Feed (8mm LH)	XRU04Z	T-02917
Manual Feed (10mm LH)	EM2650LH, EM2650UH, EM2652LHN	713300-C
Bump & Feed (10mm LH)	EM2650LH, EM2650UH, EM2652LHN	713301-C
Bump & Feed	XRU02Z	196146-9

Brush Cutter Blades

Description	Model	Part #
9" Star Blade, 4 Tooth	EM2650LH, EM2650UH, EM2652LHN	B-14118

ACCESSORIES



IMPACT GOLD®



pgs. 96-97

SDS-MAX BITS



pg. 102

**ULTRA-PREMIUM
DIAMOND BLADES**



pg. 104

**METAL-CUTTING
SAW BLADES**



pg. 114

**CARBIDE-TIPPED
SAW BLADES**



pg. 116

**RECIPROCATING
SAW BLADES**




pgs. 118-119

LASTS
10X
LONGER



PRECISION-FIT TIP
prevents "cam-out"
and stripping



XTREME TORSION TECHNOLOGY
for high torque applications

HIGH QUALITY STEEL
for extra strength

Learn More makitatools.com/ImpactGold

Impact GOLD® Bit Sets

Description

Part

NEW 38-Pc. Torsion Bit Set

B-52370

- Includes: (2) #2 Phillips / #2 Square 2-1/2" Double-Ended Power Bit
(2) #2 Phillips / #25 Torx® 2-1/2" Double-Ended Power Bit
(1) #2 Phillips / #30 Torx® 2-1/2" Double-Ended Power Bit
(1) 1/4" Detachable Nutsetter
(1) 5/16" Detachable Nutsetter
(1) 3/8" Detachable Nutsetter
(1) Detachable Nutsetter Adapter
(1) 1/4" Socket Adapter
(1) Mag Boost
(1) Torsion Bit Holder

- (2) #1 1" Phillips Insert Bit
(8) #2 1" Phillips Insert Bit
(2) #3 1" Phillips Insert Bit
(1) #1 1" Square Insert Bit
(3) #2 1" Square Insert Bit
(1) #3 1" Square Insert Bit
(1) #10 1" Torx® Insert Bit
(1) #15 1" Torx® Insert Bit
(2) #20 1" Torx® Insert Bit
(3) #25 1" Torx® Insert Bit
(2) #30 1" Torx® Insert Bit



Description

Part

NEW 26-Pc. Torsion Bit Set

B-46919

- Includes: (1) #2 2-1/2" Phillips Double-Ended Power Bit
(1) #3 2-1/2" Phillips Double-Ended Power Bit
(1) Mag Boost
(1) 1/4" Magnetic Nutsetter
(1) 5/16" Magnetic Nutsetter
(1) Torsion Bit Holder
(2) #1 1" Phillips Insert Bit
(5) #2 1" Phillips Insert Bit
(3) #3 1" Phillips Insert Bit
(1) #1 Square Insert Bit

- (2) #2 Square Insert Bit
(1) #3 Square Insert Bit
(1) #15 1" Torx® Insert Bit
(1) #20 1" Torx® Insert Bit
(2) #25 1" Torx® Insert Bit
(1) #27 1" Torx® Insert Bit
(1) #30 1" Torx® Insert Bit



Description

Part

21-Pc. Ultra-Magnetic Insert Bit Set

B-31893

- Includes: (1) Ultra Magnetic Insert Bit Holder
(1) #1 1" Phillips Insert Bit
(13) #2 1" Phillips Insert Bit
(1) #3 1" Phillips Insert Bit
(1) #2 1" Square Insert Bit
(1) #3 1" Square Insert Bit
(1) #15 1" Torx® Insert Bit
(1) #20 1" Torx® Insert Bit
(1) #25 1" Torx® Insert Bit



Description

Part

11-Pc. Torsion Magnetic Insert Bit Set

B-35112

- Includes: (1) Torsion Magnetic Insert Bit Holder
(10) #2 1" Phillips Insert Bit



Description

Part

7-Pc. Double-Ended Power Bits with Mag Boost

B-44987

- Includes: (1) Mag Boost
(3) #2 2-1/2" Phillips Double-Ended Power Bit
(2) #2 3-1/2" Phillips Double-Ended Power Bit
(1) #2 6" Phillips Double-Ended Power Bit



Double-Ended Power Bits

LASTS
20X
LONGER



HIGH QUALITY STEEL for extra strength

Description

Length

Qty./Pkg.

Part

Phillips Double-Ended Power Bit

#1	2-1/2"	3	B-39578
#2	2-1/2"	3	B-39584
#3	2-1/2"	3	B-39590
#1	3-1/2"	1	B-39609
#2	3-1/2"	1	B-39615
#3	3-1/2"	1	B-39621
#2	6"	1	B-39637

- One bit with two magnetic tips for quick bit changes, last 20x longer than standard power bits
- Engineered with Xtreme Torsion Technology to handle the high torque of leading impact drivers
- Precision-fit tip prevents "cam-out" and stripping
- Designed exclusively for high-torque impact drivers



Description

Part

NEW 3-Pc. 2-1/2" Square Double-Ended Power Bit Sets

B-49600

- Includes: (1) Square #1 Double-Ended Power Bit
(1) Square #2 Double-Ended Power Bit
(1) Square #3 Double-Ended Power Bit



NEW 3-Pc. 2-1/2" Torx® Double-Ended Power Bit Sets

B-49616

- Includes: (1) #15 Torx® Double-Ended Power Bit
(1) #20 Torx® Double-Ended Power Bit
(1) #25 Torx® Double-Ended Power Bit



NEW 3-Pc. Combination 2-1/2" Double-Ended Power Bit Sets

B-49622

- Includes: (1) #2 Phillips / #2 Square Double-Ended Power Bit
(1) #2 Phillips / #25 Torx® Double-Ended Power Bit
(1) #2 Square / #25 Torx® Double-Ended Power Bit



Insert Bits

Description	Length	Application	Qty./Pkg.	Part #
Phillips Insert Bit	#1 1"	Ideal for driving screws in a wide variety of heavy-duty fastening applications including deck building, framing and installing plywood subfloor	4	B-34936
	#2 1"		4	B-34942
	#2 1"		15	B-34958
	#2 1"		100	B-42569
Torx® Insert Bit	#3 1"		4	B-34964
	#10 1"		2	B-44644
	#15 1"		2	B-44650
	#20 1"		2	B-44666
	#25 1"		2	B-44672
	#25 1"		25	B-44731
	#27 1"		2	B-44688
Square Insert Bit	#30 1"		2	B-44694
	#1 1"		2	B-44703
	#2 1"		2	B-44719
	#2 1"		25	B-44747
	#3 1"		2	B-44725

- Engineered with Xtreme Torsion Technology to handle the high torque of leading impact drivers
- Precision-fit tip prevents "cam-out" and stripping
- Lasts up to 10X longer than standard insert bits
- Combine with an Impact GOLD® bit holder to last up to 15X longer than standard insert bits

Insert Bit Holders

Description	Length	Qty./Pkg.	Part #
Ultra Magnetic Torsion Insert Bit Holder	2-3/4"	1	B-35097
Torsion Magnetic Insert Bit Holder	2-5/8"	1	B-35106

- Engineered with Xtreme Torsion Technology to handle the high torque of leading impact drivers
- Combine with an Impact GOLD® Insert Bit to last up to 15X longer than standard insert bits
- High-quality steel for extra strength
- Ideal for driving screws in a wide variety of heavy-duty fastening applications including deck building, framing and installing plywood subfloor

Mag Boost


Description	Fits	Part #
Mag Boost	1/4" hex power bits	B-44971

- Makes power bits magnetic
- 17X more magnetic than standard bits
- Great for holding screws to the end of the bit in tight or long reach situations
- Fits most brand 1/4" hex power bits

MAG BOOST
XTREME
HOLDING POWER

MAG BOOST
holds 100 standard ball bearings

NO MAG BOOST
holds only 6 standard ball bearings

**Nutsetters**

Description	Size	Length	Qty./Pkg.	Part #
Nutsetter	5/16"	1-7/8"	1	B-35047
	5/16"	1-7/8"	10	B-42684
	3/8"	1-7/8"	1	B-35053
	3/8"	1-7/8"	10	B-42690
	7/16"	1-7/8"	1	B-35069
	7/16"	1-7/8"	10	B-42709

- The exclusive snap-ring is non-magnetic and provides the holding power of standard magnetic nutsetters without the drawback of metal debris build-up
- High-quality steel for extra strength
- Ideal for driving hex head nuts and screws in a wide variety of applications

GRIP-IT™ NUTSETTER

Impact GOLD®



Non-magnetic ring eliminates debris build-up



STANDARD MAGNETIC



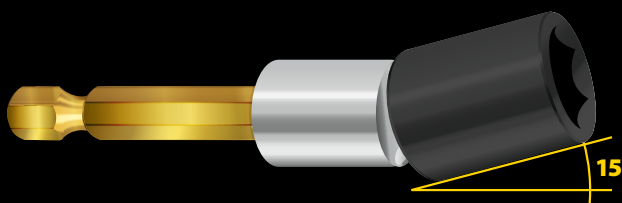
Collects debris and obstructs proper fit

**Socket Adapters and Socket Sets**

Description	Drive	Shank	Part #
Socket Adapter	3/8"	1/4" Hex	B-35075
	1/2"	1/4" Hex	B-35081

- Socket adapter tilts up to 15° for work in tight spaces
- Also works in the straight position for increased versatility
- High-quality steel for extra strength
- Allows the use of square drive impact sockets with an impact driver
- Ideal for a wide variety of fastening applications

IMPACT SOCKET ADAPTER **TILTS 15°** for Tight Work Areas

**Socket Sets**

9-Pc. 3/8" Drive Impact Socket Set w/ 15° Tilt Socket Adapter
Includes: 3/8" Drive x 1/4" Socket Adapter, 5/16", 3/8", 7/16", 1/2", 9/16", 5/8", 11/16" and 3/4" Impact Sockets

B-34833



NEW **9-Pc. 3/8" Drive Metric Socket Set w/ 15° Tilt Socket Adapter**
Includes: 3/8" Drive x 1/4" Socket Adapter, 8mm, 10mm, 12 mm, 13mm, 14mm, 15mm, 17mm and 18mm Impact Sockets

B-49862



Hollow Sockets

EASY OVERHEAD FASTENING STREAMLINED

Speed. Convenience. Comfort. Durability.

Axial press-fit 1/4" hex shank provides greater durability and torsional strength

Impact and drill-ready hollow socket design accelerates fastening and saves time


Smooth, inner well prevents shaft from biting and ruining threads

12-point socket provides easy fitment over 6 and 12-point fasteners

1/4" hex shank works with both impact drivers and driver-drills

Hollow design allows all thread to pass through

Socket Size	Length	Part #
9/16"	3"	B-43290
	6"	B-43309
	12"	B-43315
	18"	B-43321
	24"	B-43337
3/4"	3"	B-43343
	6"	B-43359
	12"	B-43365
	18"	B-43371
	24"	B-43387



Drill and Driver Bit Sets

Description	Part #
-------------	--------

38-Pc. Impact Drill & Driver Set T-01373

Includes: (4) Black Oxide Drill Bits: 1/16", 3/32", 1/8", 1/4"

(21) 1" Insert Bit Assortment: Slotted, Phillips, Robertson and Torx®

(6) 2" Power Bits

(3) 3-1/2" Power Bits

(1) 1/4" Drive x 1/4" Socket Adapter

(1) Magnetic Bit Holder

(2) Magnetic Nutsetters: 1/4", 5/16"

NEW 66-Pc. Contractor Bit Set B-51661

Includes: (5) HSS Metal Drill Bits: 1/8", 9/64", 5/32", 3/16", 1/4"

(5) Brad Point Wood Drill Bits: 1/8", 3/16", 1/4", 5/16", 3/8"

(3) Spade Bits: 3/8", 1/2", 5/8"

(5) 2" Magnetic Nutsetters: 1/4", 5/16", 3/8", 7/16", 1/2"

(1) 1/4" Hex Shank Magnetic Bit Holder

(1) 1/4" Hex Shank Quick-Change Bit Holder

(10) #2 2" Phillips Power Bits

(36) 1" Insert Bits:

- (2) #1 Phillips
- (2) #1 Phillips
- (2) #2 Phillips
- (2) #2 Phillips
- (1) #1 Square
- (4) #2 Square
- (1) #3 Square
- (1) #6-8 Slotted
- (1) #8-10 Slotted
- (1) #10-12 Slotted
- (1) #10 Torx®
- (1) #15 Torx®
- (1) #20 Torx®
- (1) #25 Torx®
- (1) #27 Torx®
- (1) #30 Torx®
- (1) #40 Torx®

70 Pc. Impact Drill & Driver Set T-01725

Includes: (1) Magnetic Bit Holder

(2) 1/4" Socket Adapters: 1/4" and 3/8" Drive

(3) Magnetic Nutsetters: 1/4" 5/16", 3/8"

(2) 4" Wood Boring Drill Bits: 1/2", 3/4"

(7) 1/4" Hex Shank Drill Bits: 2 x 1/16", 3/32", 2 x 1/8", 3/16", 1/4"

(41) 1" Insert Bits: Phillips, Slotted, Robertson, Torx®

(9) 2" Power Bits: Phillips, Robertson, Torx®

(5) 3-1/2" Power Bits: Phillips, Robertson

Industrial Quad-Drivers

Description	Part #
-------------	--------

6-Pc. Quad-Driver™ Replacement Drill Bit Set T-02587

Includes: (1) #6 3/32" Drill Bit

(1) #8 7/64" Drill Bit

(1) #10/12 1/8" Drill Bit

(3) Set Screws

Description	Screw Size	Part #
-------------	------------	--------

Countersinks

- Drill and countersink in one operation
- Drill bit can be adjusted to the desired drilling depth
- May be used with Makita Industrial Quad-Driver System

Description	Screw Size	Part #
-------------	------------	--------

Industrial Quad-Drivers™ #8 784829-A

- Ideal for applications that require drilling and countersinking of holes followed by driving the screw
- Drills and countersinks for #8 size screw in one easy operation
- Convenient locking device allows for quick changes between drilling and driving operation

Socket Set

Description	Part #
-------------	--------

Drywall Nose Adapter T-02369

8-Pc. 1/4" Drive Impact Socket Set

Includes: 3/16", 1/4", 5/16", 3/8", 7/16", 1/2", 9/16" Impact Sockets & 1/4" Socket Adapter

Drywall Nose Adapter

Description	Model	Part #
-------------	-------	--------

Nose Piece Assembly

- Converts impact driver to adjustable depth screwdriver
- Must be used with magnetic insert bit holder (A-96942) and insert bits



1/2" Drive Deep Well Impact Sockets

Description	Diameter	Drive	Part #
-------------	----------	-------	--------

NEW Deep Well Impact Sockets



- High-quality steel engineered for use in high torque applications
- Chromium-Molybdenum Steel (CRMO) construction for added durability and long life
- Locking hole keeps the socket securely attached to the impact
- Laser etched for easy identification



NEW 14-Pc. Deep Well Impact Socket Set

Includes: 7/16", 1/2", 9/16", 5/8", 11/16", 3/4", 13/16", 7/8", 15/16", 1", 1-1/16", 1-1/8", 1-3/16", 1-1/4"

Drill Chuck and Impact Chucks

Description	Capacity	Model	Part #
-------------	----------	-------	--------

Keyless Chuck

Thread Size: 3/8" - 24



3/8"	6226DWE, 6227DWE, 6228DWE, DA312DWD, DA391DW, DA392DWD	763132-1
3/8"	6176DW	763184-2
3/8"	6213D	193692-3
3/8"	6217DWE	193690-7
3/8"	FD02	766007-3

Thread Size: 1/2" - 20



1/2"	BHP451, BDF451	763191-5
1/2"	BDF452, BDF452HW, BHP452, BHP452HW	763193-1
1/2"	LXFD01	766027-7
1/2"	LXPH03	766015-4

Description	Capacity	Shank	Model	Part #
-------------	----------	-------	-------	--------



Keyless Chuck Attachment 3/8" 1/4" Hex 1/4" Hex Shank Impact Drivers 763198-1

Converts Impact Driver into Driver-Drill



Keyless Chuck Attachment 3/8" 1/4" Hex Cordless Driver-Drills 192077-0

Converts Key Drill Chuck into Keyless Chuck



Keyed Drill Chuck Attachment Set 3/8" 1/4" Hex 191881-4

Keyed Drill Chuck Only 3/8" 1/4" Hex Cordless Impact 763054-5A

Replacement Shank 1/4" Hex 784643-3

Self-Sharpening Bull Point**STAYS SHARPER LONGER****Engineered to Self-Sharpen for Continuous Braking**

16" Self-Sharpening Bull Point, 1-1/8" Hex (B-45559)

Improved geometry for faster penetration and more efficient breaking

Self-sharpening design keeps the point sharp longer than traditional bits

Demolition and Rotary Hammer Steel

	1-1/8" Hex		Makita® Large		3/4" Hex		SDS-MAX		Spline		Makita® Small		SDS-PLUS	
	Size	Part #	Size	Part #	Size	Part #	Size	Part #	Size	Part #	Size	Part #	Size	Part #
Bull Point All-purpose demolition and starting holes in concrete	20-1/2"	D-21353 Also fits air tools	16"	798029-5	12"	751421-A	12"	751423-A	12"	D-20074	8-3/4"	B-06921	10"	D-51144
	16"	B-45559 Self-Sharpening			18"	751422-A	18"	751424-A	18"	D-19196				
Flat Chisel General purpose chipping, edging, and channeling	1-1/8" x 20-1/2"	D-21369 Also fits air tools	1-3/8" x 16"	A-80597	1" x 12"	751224-A	1" x 12"	751228-A	1" x 12"	D-20080			3/4" x 10"	D-51150
					1" x 18"	751225-A	1" x 18"	751231-A	1" x 18"	D-19205				
Scaling Chisel Wide chisel with two cutting angles for chipping dried concrete	3" x 20-1/2"	D-21347 Also fits air tools	4" x 12"	D-23868	3" x 12"	751226-A	1-1/2" x 12"	751235-A	2" x 12"	D-51172	1-3/16" x 6"	B-07331	2" x 8-1/2"	D-51166
							2" x 12"	751229-A	3" x 12"	751233-A			2" x 6"	
													2" x 9"	
Superkut Chisel Long-lasting chisel provides faster penetration and requires less resharpening	1-1/2" x 20-1/2"	751222-A												
Scraping Chisel Scrapes and chisels with 45° cutting angle					2" x 12"	751227-A	2" x 12"	751232-A	2" x 12"	751234-A				
Floor Scraper General scraping and clean-up of tile, linoleum floor							6" Blade & Assembly	T-02593			4" Blade & Assembly	A-43022	4" Blade & Assembly	A-30106
							6" Blade Only	T-02602			4" Blade Only	343411-9	4" Blade Only	343411-9
One-Piece Bushing Tool Removes excess concrete and roughens surface	1-3/4" x 14-3/4"	751717-A			1-3/4" x 9-3/4"	751714-A	1-3/4" x 10"	751715-A	1-3/4" x 10"	798144-5				
Asphalt Cutter Cuts asphalt or hard ground (not for concrete)	5" x 17-1/2"	751620-A			5" x 15"	751624-A	5" x 15"	751625-A						
Digging Chisel Digs deep into hard ground and asphalt	3" x 22-1/2"	751621-A												
Clay Spade Digs clay, shale, hard-packed gravel, and dirt	5-1/2" x 20"	751622-A			4-1/2" x 17"	751623-A	4-1/2" x 17"	751626-A	4-1/2" x 17"	798148-7				
Pointed Spade Breaks clay, dirt, and hard ground quickly			4-3/4" x 19"	B-10300	4-1/2" x 16"	751107-A								
Ground Rod Driver Drives ground rods into the ground	1" I.D. x 2-1/4" x 16"	751102-A			3/4" I.D. x 2-3/4" x 10"	751105-A	3/4" I.D. x 2-3/4" x 10"	751108-A	3/4" I.D. x 2-3/4" x 10"	751109-A				
Spike/Pin Driver Drives spikes, anchoring pins, tent stakes, and more	1-3/4" I.D. x 14-1/2"	751101-A												
Tamper Shank Tamps asphalt and compacts dirt (use with corresponding plate)	15-1/2"	751103-A												
Tamper Plate Tamps asphalt and compacts dirt (use with tamper shank)	6" x 6" Square	751710-A	7-7/8" Round (Shank & Plate)	A-31485										
	8" x 8" Square	751711-A												

1-1/8" Hex Shank Dust Extracting Attachment

MAXIMUM EXTRACTION

Durable Construction for use on the Most Demanding Jobsites

Applications



Attaches to 1-1/8" demo bit 1" to 4" from the surface being demolished for efficient dust extraction

Convenience



Convenient hose holders keep the hose out of the way during use



197172-1

1-1/8" HEX SHANK DUST EXTRACTING ATTACHMENT

- Large opening allows for maximum dust extraction
- Durable plastic construction for long life
- Includes hose and hose holders
- For use with demolition hammers that utilize 1-1/8" hex shank bits

Premium Hammer Cart

CONVENIENT TRANSPORTATION

Conveniently Transports Breaker Hammers and Bits on the Jobsite

Capacity



Bit retainers firmly hold up to (4) 1-1/8" demolition steel bits

Convenience



Stair climber rails for convenient lifting up stairs, curbs, truck beds, and other elevated surfaces

Durability



Rugged 9" semi-pneumatic wheels roll smoothly through rough jobsite terrain

Control



Adjustable strap keeps hammer securely fastened to the cart during transportation

T-02892

PREMIUM HAMMER CART

- For use with 1-1/8" hex shank Breaker and Demolition Hammers (HM1307CB, HM1317CB, HM1500B, HM1810, HM1812)
- Ball bearing hubs allow the wheels to rotate quickly and smoothly
- Corrosion resistant coating adds a layer of protection against harsh elements
- High-quality steel for long life



Hammer Bit Grease

Description	Size	Part #
For greasing the shanks of bits before installing them in the hammer	100ml	194683-7

*For use with all brands and types of bits for rotary and demolition hammers

Hammer Grease

Description	Model	Part #
30 cc used to lubricate grease reservoir	All Hammers	A-90582

Oil Supply

Description	Model	Part #
Oil Supply 100 cc	HM1301	181118-7

Blow-Out Bulb

Description	Model	Part #
Blows chips and dust from drilled holes before setting anchor fasteners	All Hammers	765009-6

**VC4710****12 GALLON
WET/DRY
VACUUM**

Additional Xtract Vac® Accessories See pgs. 46-47

Dust Extraction**Drilling**

Connection Type to Xtract Vac Hose	Models	Dust Extraction Part #
3/4" x 10' Hose 192108-A	Makita® Hammers HRH01, XRH03, XRH04, HR1830F, HR2475, HR2641, HR2811F	193472-7
3/4" x 10' Hose 192108-A	Makita® Hammers HR4001C, HR4002, HR4010C, HR4510C	196074-8 (Also Includes Chipping)
3/4" x 10' Hose 192108-A	Makita® Hammer HR4013C Makita® Hammer HR5212C	196537-4 (Not shown) 196858-4 (Not shown)
3/4" x 10' Hose 192108-A	Makita® Hammers HR2611F, XRH01	195173-3

Chipping

Connection Type to Xtract Vac Hose	Models	Dust Extraction Part #
3/4" x 10' Hose 192108-A	Makita® Hammers HR4002, HR4010C, HR4510C	196074-8 (Also includes drilling attachment)
3/4" x 10' Hose 192108-A	HR4013C HR5212C	196537-4 (Not shown) 196858-4 (Not shown)
Direct Connection No Connector Necessary	Makita® Hammers HM0870C, HM1111C, HM1203C, HM1214C, HR4002, HR4013C, HR5212C	196571-4
Direct Connection No Connector Necessary	Makita® Hammers HM1812, HM1810, HM1307CB, HM1317CB, HM1500B	197172-1

SPLINE Carbide Drill Bits**Spline Bits
2-Cutter & 4-Cutter**

- Extra strong high-quality tungsten carbide tips for long life
- Symmetrical, double flute design for reduced vibration and maximum dust removal
- Body annealed to reduce tension for greater torque resistance



Diameter	Usable Length	Overall Length	2-Cutter Part #	4-Cutter Part #
3/8"	5"	10"	711191-A	
	11"	16"	711225-A	
	5"	10"	711192-A	
1/2"	11"	16"	711193-A	
	17"	22"	711194-A	
	24"	29"	711195-A	
5/8"	5"	10"	711198-A	711430-A
	11"	16"	711199-A	711431-A
	17"	22"	711200-A	711432-A
	5"	10"	711204-A	711435-A
3/4"	11"	16"	711205-A	711436-A
	17"	22"	711206-A	711437-A
	24"	29"	711207-A	711438-A
	31"	36"		711439-A
7/8"	11"	16"	711209-A	711440-A
	17"	22"	711210-A	711441-A
	11"	16"	711211-A	711442-A
1"	17"	22"	711212-A	711443-A
	11"	16"	711215-A	711446-A
1-1/8"	17"	22"	711216-A	711447-A
	11"	16"	711217-A	711448-A
1-1/4"	17"	22"	711218-A	711449-A
	31"	36"		711451-A
1-3/8"	11"	16"	711221-A	711452-A
	17"	22"		711453-A
1-1/2"	17"	22"	711222-A	711454-A
1-3/4"	17"	22"	711223-A	
2"	17"	22"	711224-A	

SPLINE Demolition Steel

- Manufactured using state-of-the-art technology
- CNC machined and forged from a tough alloy material for increased durability and product longevity



Description	Size	Part #
Bull Point	12"	D-20074
	18"	D-19196
Flat Chisel	1" x 12"	D-20080
	1" x 18"	D-19205
Scraping	2" x 12"	751234-A
Scaling Chisel	2" x 12"	D-51172
	3" x 12"	751233-A
One-Piece Bushing Tool	1-3/4" x 10"	798144-5
Clay Spade	4-1/2" x 17"	798148-7
Ground Rod Driver	3/4" I.D. x 2-3/4" x 10"	751109-A

SPLINE Core Bits**1-Pc. Spline Heavy-Duty Core Bits**

- For use in non-reinforced concrete, block, brick etc.
- Carbide-tipped centering bit starts hole for accurate drilling
- One-piece design to maximize power transmission to drilling surface



Diameter	Size	Part #
2"	12"	T-01292
2-5/8"	12"	T-01301
3-1/8"	12"	T-01317
4"	12"	T-01339
5"	12"	T-01345

SPLINE Adapter**Adapter**

Description	Part #
Spline to SDS-PLUS Adapter	T-01367


**1-Pc. Core Bit
Replacement
Accessories**

Description	Part #
Centering Bit	T-00670
Drift Pin Ejector Key	T-00686

SDS-MAX Carbide Drill Bits

Made of the highest quality chrome-nickel-molybdenum steel

Primary cutter is engineered for reinforced concrete



Aggressive centering tip for fast and accurate hole starting

SDS-MAX Bits 4-Cutter



Diameter	Usable Length	Overall Length	Part #
1/2"	8"	13"	T-00256*
1/2"	16"	21"	T-00262*
9/16"	16"	21"	T-00278*
5/8"	8"	13"	T-00284
5/8"	16"	21"	T-00290
5/8"	31"	36"	T-00309
3/4"	8"	13"	T-00315
3/4"	16"	21"	T-00321
3/4"	31"	36"	T-00337
7/8"	8"	13"	T-00359
7/8"	16"	21"	T-00365

Diameter	Usable Length	Overall Length	Part #
1"	8"	13"	T-00371
1"	16"	21"	T-00387
1"	31"	36"	T-00393
1-1/8"	10"	17"	T-00402
1-1/8"	16"	23"	T-00418
1-1/4"	10"	15"	T-00424
1-1/4"	18"	23"	T-00430
1-1/4"	31"	36"	T-00446
1-3/8"	18"	23"	T-00452
1-1/2"	18"	23"	T-00474

* 2-Cutter Design

SDS-MAX Demolition Steel

Description Size Part #



Bull Point 12" 751423-A
18" 751424-A



Flat Chisel 1" x 12" 751228-A
1" x 18" 751231-A



Scaling Chisel 1-1/2" x 12" 751235-A
2" x 12" 751229-A
3" x 12" 751230-A



Scraping Chisel 2" x 12" 751232-A



One-piece Bushing Tool 1-3/4" x 10' 751715-A



Asphalt Cutter 5" x 15" 751625-A



Clay Spade 4-1/2" x 17" 751626-A



Ground Rod Driver 3/4" I.D. x 2-3/4" x 10" 751108-A

SDS-MAX Core Bits

One-piece design to maximize power transmission to drilling surface



- For use in reinforced and non-reinforced concrete, block, brick, etc.
- Core body length: 6"
- Usable drilling depth: 4-3/8"

Specially designed carbide tip geometry for increased penetration

Diameter	Length	Part #
2"	12"	T-00549
2-5/8"	12"	T-00561
3-1/8"	12"	T-00583
4"	22"	T-00636

1-Pc. SDS-MAX Heavy-Duty Core Bits



1-Pc. Core Bit Replacement Accessories



Diameter	Part #
Centering Bit	T-00670
Drift Pin Ejector Key	T-00686



SDS-MAX General Purpose Demolition Steel

Description Size Part #



Bull Point 12" D-36463
18" D-36479



Flat Chisel 1" x 12" D-36485
1" x 18" D-36491




Scaling Chisel 2" x 12" D-36516
3" x 12" D-36522

SDS-MAX Floor Scraper

Description Size Part #



Floor Scraper 6" T-02593



Blade and Hardware Only 6" T-02602



• Manufactured using state-of-the-art technology CNC machined and forged from a tough alloy material for increased durability and product longevity

Thruster® SDS-PLUS Carbide Drill Bits



- Thruster® Style carbide tip penetrates on contact and plows through rebar
- Reinforced flute engineered for reduced vibration and faster dust removal
- Dynamic chisel-shaped head engineered to keep bit in contact with the material during drilling for faster penetration
- Rebar chamfers help keep carbide from chipping
- Self-centering tip is ideal for spot drilling



Diameter	Usable Length	Overall Length	Part #
5/32"	2"	4-1/2"	711226-A
5/32"	4"	6-1/4"	711227-A
3/16"	2"	4-1/2"	711228-A
3/16"	4"	6-1/4"	711229-A
3/16"	6"	8-1/4"	711230-A
3/16"	8"	10"	711231-A
3/16"	10"	12"	711232-A
7/32"	4"	6-1/4"	711234-A
1/4"	2"	4-1/2"	711235-A
1/4"	4"	6-1/4"	711236-A
1/4"	6"	8-1/4"	711237-A
1/4"	9"	11"	711238-A
1/4"	12"	14"	711239-A
5/16"	4"	6-1/4"	711240-A
5/16"	10"	12"	711241-A
3/8"	4"	6-1/4"	711242-A
3/8"	10"	12-1/4"	711243-A
3/8"	22"	24"	711244-A
7/16"	4"	6-1/4"	711245-A
7/16"	10"	12-1/2"	711246-A
1/2"	4"	6-1/4"	711248-A
1/2"	10"	12-1/4"	711249-A
1/2"	16"	18"	711250-A
1/2"	22"	24"	711251-A
9/16"	4"	6-1/2"	711252-A
9/16"	10"	12-1/2"	711253-A
5/8"	6"	8"	711255-A
5/8"	10"	12"	711256-A
5/8"	16"	18"	711257-A
5/8"	22"	24"	711258-A
3/4"	6"	8"	711173-A
3/4"	10"	12"	711174-A
3/4"	16"	18"	711175-A
7/8"	6"	8"	711176-A
7/8"	10"	12"	711177-A
7/8"	16"	18"	711178-A
1"	8"	10"	711179-A
1"	16"	18"	711180-A

SDS-PLUS Demolition Steel



- Manufactured using state-of-the-art technology
- CNC machined and forged from a tough alloy material for increased durability and product longevity



Description	Size	Part #
Bull Point	10"	D-51144
Flat Chisel	3/4" x 10"	D-51150
Scaling Chisel	2" x 8-1/2"	D-51166
Floor Scraper	4" x 10"	A-30106
Blade Only	4"	343411-9

Adapter



- Expands the use of SDS-PLUS tool

Description	Part #
SDS-PLUS Chuck Adapter	D-14087

Dust Cup



- Captures dust when performing overhead drilling operations
- Fits up to 9/16" diameter bits

Description	Part #
SDS-PLUS Dust Cup	421342-3

Thruster® Percussion Carbide Drill Bits



- Thruster® Style carbide tip penetrates on contact and plows through rebar
- Thruster® Style reinforced ground flute for efficient dust removal
- Specially heat treated high alloy steel for longer life
- Aggressive cutting edge for fast and easy penetration
- Re-sharpenable for extended life
- Also for use with Makita Cordless Hammer Drills

Diameter	Usable Length	Overall Length	Part #
1/8"	1-3/8"	3"	711260-A*
5/32"	4"	6"	711261-A*
3/16"	1-9/16"	3-1/2"	711262-A
3/16"	4"	6"	711263-A
7/32"	4"	6"	711264-A
1/4"	2-1/8"	4"	711265-A
1/4"	4"	6"	711266-A
5/16"	4"	6"	711268-A
3/8"	4"	6"	711270-A
1/2"	4"	6"	711273-A
1/2"	10"	12"	711274-A

Ⓜ Special 3-flat shank
*Not Thruster® design

SDS-PLUS Carbide Drill Bits



25-Pack

- Engineered for reduced vibration and noise
- Central guiding action for accurate holes
- Special impact grade carbide



Diameter	Usable Length	Overall Length	25/Pkg. Part #
5/32"	4"	6-1/4"	D-00810-25
3/16"	2"	4-1/2"	D-00826-25
3/16"	4"	6-1/4"	D-00832-25
3/16"	6"	8-1/4"	D-00848-25
7/32"	4"	6-1/4"	D-00854-25
1/4"	2"	4-1/2"	D-00860-25
1/4"	4"	6-1/4"	D-00876-25
1/4"	6"	8-1/4"	D-00882-25
5/16"	4"	6-1/4"	D-00907-25
3/8"	4"	6-1/4"	D-00929-25
3/8"	10"	12-1/4"	D-00935-25
1/2"	4"	6-1/4"	D-00963-25
1/2"	10"	12-1/4"	D-00979-25
5/8"	6"	8"	D-01002-25

Percussion Carbide Drill Bits

- Carbide-tipped for long life
- Wide flutes for rapid dust removal
- Re-sharpenable for extended life



Diameter	Usable Length	Overall Length	Part #
3/16"	2-1/2"	4"	711120-A
1/4"	2-1/2"	4"	711121-A
1/4"	3-1/2"	6"	711122-A
1/4"	11-1/2"	13"	711128-A
5/16"	3-1/2"	6"	711123-A
3/8"	3-1/2"	6"	711124-A
3/8"	11-1/2"	13"	711129-A
1/2"	3-1/2"	6"	711125-A
1/2"	11-1/2"	13"	711130-A
5/8"	3-1/2"	6"	711126-A
5/8"	11-1/2"	13"	711131-A
3/4"	3-1/2"	6"	711127-A
3/4"	11-1/2"	13"	711132-A

Diamond Blades – Ultra Premium

CUTTING CONCRETE JUST GOT EASIER Faster Cuts. Less Vibration. Longer Life.

Tensioned Laminate Plates



Improve balance, reduce resonance and limit vibration through the blade

Reinforced Core



Adds stability and works with the laminate plates to dampen vibration and noise

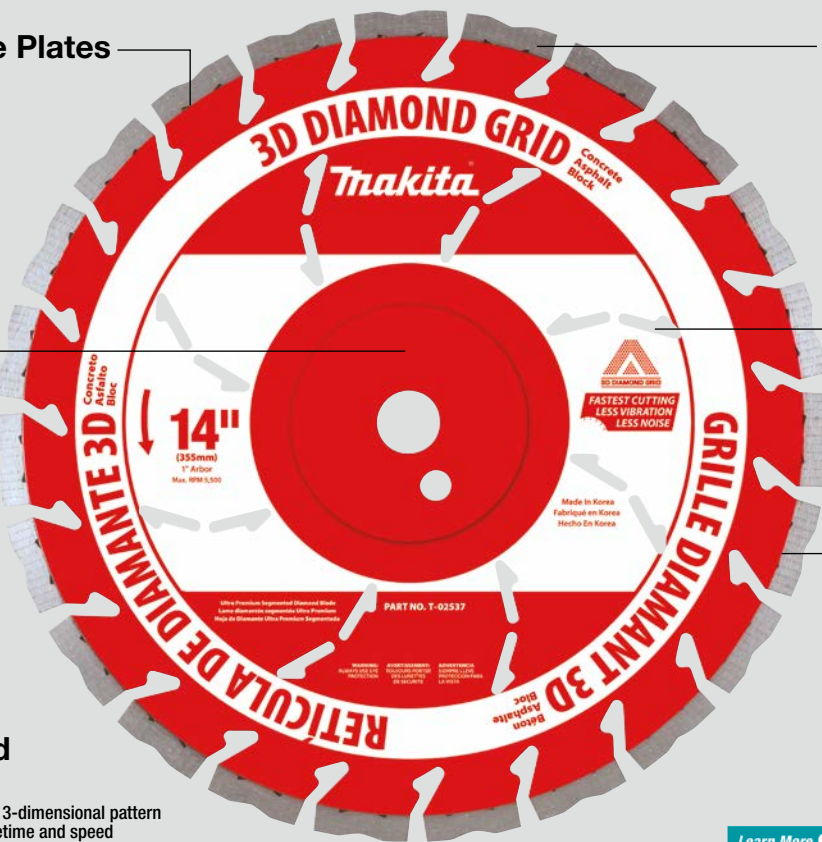
M-Shaped Segments



Enhance surface contact to aid cooling, reduce friction and improve acceleration into cuts

Cooling holes engineered to deliver smoother cuts

Laser welded segments for reliable performance throughout the life of the blade



14" Diamond Blade (T-02537)

[Learn More](https://www.makitatools.com/UltraPremiumBlades) [makitatools.com/UltraPremiumBlades](https://www.makitatools.com/UltraPremiumBlades)

Diamond Blades – Large Diameter

OPTIMUM PERFORMANCE Faster. Longer. Smoother.

Slots create significant cooling for segmented blades

Laser welded to ensure the strongest joint possible

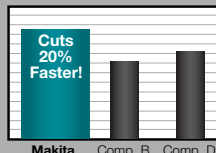
Highest quality diamonds

Superior quality steel core

Optimum bond matrix provides a faster, longer, smoother diamond blade

Faster

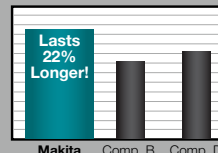
Cutting Speed



Concrete block using 4-1/2" grinder

Longer

Number of Cuts



Granite using 4-1/2" grinder

Description

Diameter

Arbor

Material

Model

Part


Segmented Rim

Segment slots help deliver a faster cooler cut

10"	5/8"	General Purpose – Cured Concrete, Block, Brick		T-01747
10"	5/8"	Dual Purpose – Cured Concrete, Block, Brick, Pavers		T-01258
12"	1", 20mm	General Purpose – Cured Concrete, Block, Brick	DPC6410, DPC7320	A-94720
12"	1", 20mm	Dual Purpose – Concrete, Asphalt		T-01264
14"	1", 20mm	Hard Materials – Granite, Ceramic, Fire Brick	EK6101, EK7301, EK7651H	A-94627
14"	1", 20mm	General Purpose – Cured Concrete, Block, Brick		A-94736
14"	1", 20mm	General Purpose – Cured Concrete, Block, Brick		A-94932*
14"	1", 20mm	Ultra-Premium – Cured Concrete, Green Concrete, Asphalt, Block, Brick, Granite		T-02537
14"	1", 20mm	Dual Purpose – Concrete, Asphalt		T-01270
14"	1", 20mm	Soft Materials – Asphalt, Green Concrete, Sand Stone	EK8100	A-94655
16"	1", 20mm	General Purpose – Cured Concrete, Block, Brick		A-94742
16"	1", 20mm	Dual Purpose – Concrete, Asphalt		T-01286
16"	1", 20mm	Soft Materials – Asphalt, Green Concrete, Sand Stone		A-94661


*Contractor Pack (3-Pack)

Diamond Blades – Small Diameter

Description	Diameter	Arbor	Material	Model	Part #
 Segmented Rim Segment slots help deliver a faster cooler cut	4"	7/8", 5/8", 20mm	General Purpose - Cured Concrete, Block, Brick	GA4030	A-94677
	4-1/2"	7/8", 5/8", 20mm	General Purpose - Cured Concrete, Block, Brick	9557NB/PB, 9564CV/PC/P, GA4530, GA4534	A-94683 A-97623*
	5"	7/8", 5/8", 20mm	General Purpose - Cured Concrete, Block, Brick	9005B/BZ, 9558PB, 9565CV/PC, GA5010Z, GA5020/Y	A-94699
	6"	7/8", 5/8"	General Purpose - Cured Concrete, Block, Brick	9566CV/PC, GA6010Z, GA6020	A-94708
	7"	7/8", 5/8"	General Purpose - Cured Concrete, Block, Brick	GA7001L, GA7011C, GA7020, GA7021, GA7040S	A-94714
 Turbo Rim Constant contact with material delivers a smoother finish than segmented blades	4"	7/8", 5/8", 20mm	Hard Materials - Granite, Ceramic, Fire Brick	GA4030	A-94580
			General Purpose - Cured Concrete, Block, Brick		A-94546
			Hard Materials - Granite, Ceramic, Fire Brick		A-94596
	4-1/2"	7/8", 5/8", 20mm	General Purpose - Cured Concrete, Block, Brick	9557NB/PB, 9564CV/PC/P, GA4530, GA4534	A-94552 A-97617*
			Soft Materials - Asphalt, Green Concrete, Sand Stone		A-94633
	5"	7/8", 5/8", 20mm	Hard Materials - Granite, Ceramic, Fire Brick	9005B/BZ, 9558PB, 9565CV/PC, GA5010Z, GA5020/Y	A-94605
			General Purpose - Cured Concrete, Block, Brick		A-94568
			Hard Materials - Granite, Ceramic, Fire Brick		A-94611
	7"	7/8", 5/8"	General Purpose - Cured Concrete, Block, Brick	GA7001L, GA7011C, GA7020, GA7021, GA7040S	A-94574
			Soft Materials - Asphalt, Green Concrete, Sand Stone		A-94649
 Continuous Rim Fast, smooth cuts in tile, porcelain and stone	3-3/8"	15mm	General Purpose - Stone, Masonry	4190DW, CC01W	724950-8D
			General Purpose - Tile, Glass		724950-8C
	4"	7/8", 5/8"	General Purpose - Tile, Porcelain, Stone	GA4030	A-95065
	5"	3/4"	Hard Materials - Granite, Ceramic, Fire Brick	4101RH	A-90934
	7"	7/8", 5/8"	General Purpose - Tile, Porcelain, Stone	GA7001, GA7011C, GA7020, GA7021, GA7040S	A-95087

*Contractor Pack (2-Pack)

Dual Sandwich Tuck Point Blades

Description	Diameter	Size	Arbor	Material	Model	Part #
 Tuck Point Dual sandwich design for faster mortar removal and less dust	4"				9564CV/PC/P	A-95906
	4-1/2"	1/4"	5/8", 20mm, 7/8"	General Purpose - Mortar Removal		A-95912
	5"				9565CV/PC	A-96017




1/4" Thickness



Guard Available See pg. 47

NEW Anti-Vibration Cup Wheels

Description	Diameter	Rim	Segments	Arbor	Max. RPM	Model	Part #
 Anti-Vibration Anti-vibration design engineered to keep the wheel planted firmly on the surface for more efficient material removal	4-1/2"	Double Row	10			9564CV/PC/P, 9565CV/PC	A-96198
		Turbo	8	5/8" - 11	13,400		A-96403
		Single Row	12				A-96207
	7"	Double Row	16			GA7011C, GA7040S, GA9040S	A-96213
		Turbo	12	5/8" - 11	8,500		A-96419
			24				A-96425

A-96403 shown on 9564CV (not included)



Shroud Available See pg. 47

Drill Bits

ULTRAFAST® Bits

- Advanced split point design - penetrates on contact
- Aggressive chisel and rake angles combined with improved flute clearances provide faster chip removal and drilling
- Premium high speed steel for a long life – 135° split point drills faster



Diameter	Length	1/Pkg. Part #	2/Pkg. Part #
1/16"	1-7/8"		T-00751
5/64"	2"		T-00767
3/32"	2-1/4"		T-00773
7/64"	2-5/8"		T-00789
9/64"	2-7/8"	T-00804	
3/16"	3-1/2"	T-00832	
13/64"	3-5/8"	T-00848	
7/32"	3-3/4"	T-00854	
17/64"	4-1/8"	T-00882	
9/32"	4-1/4"	T-00898	
19/64"	4-3/8"	T-00907	
5/16"	4-1/2"	T-00913	
21/64"	4-5/8"	T-00929	
11/32"	4-3/4"	T-00935	
23/64"	4-7/8"	T-00941	
3/8"	5"	T-00957	
25/64"	5-1/8"	T-00963	
13/32"	5-1/4"	T-00979	
27/64"	5-3/8"	T-00985	
29/64"	5-5/8"	T-01002	
1/2"	6"	T-01030	
1/2"	6"	T-01111*	

*3/8" Reduced Shank

Titanium Bits

- 135° split point geometry for fast starts and reduced walking
- Titanium nitride (TiN) coating lasts 2.5X longer than non-coated bits
- Fully ground for easy chip removal and long life



Diameter	Length	Shank	Part #
1/8"	3-15/32"	1/4" Hex	D-23880
5/32"	3-13/16"	1/4" Hex	D-23905
3/16"	4-7/32"	1/4" Hex	D-23911
1/4"	4-3/4"	1/4" Hex	D-23927
5/16"	4-1/2"	1/4" Hex	D-23933
3/8"	5"	1/4" Hex	D-23949

Description	Part #
NEW 5-Pc. Set Includes: 1/8", 5/32", 3/16", 1/4", 5/16"	D-35318

Masonry Bits

- Hex shank design for quick and convenient bit changes
- For drilling holes in masonry and brick



Diameter	Length	Shank	Part #
1/8"	3"	1/4" Hex	D-24038
3/16"	3-11/32"	1/4" Hex	D-24044
1/4"	4"	1/4" Hex	D-24050

Description	Part #
NEW 5-Pc. Hex Set Includes: 3/16", 1/4", 1/8", 3/16", 1/4"	D-23765

Forstner Bits

- For drilling clean, chip-free holes in wood
- Large gullets provide exceptional chip clearance
- Sharp center spur accurately locates the center of hole



Diameter	Shank	Length	Part #
1/4"	3/8"	3-1/2"	733308-A
3/8"	3/8"	3-1/2"	733309-A
1/2"	3/8"	3-1/2"	733310-A
5/8"	3/8"	3-1/2"	733311-A
3/4"	3/8"	3-1/2"	733312-A
7/8"	3/8"	3-1/2"	733313-A
1"	3/8"	3-1/2"	733314-A
1-1/8"	3/8"	3-1/2"	733315-A
1-1/4"	3/8"	3-1/2"	733316-A
1-3/8"	3/8"	3-1/2"	733317-A
35mm	3/8"	3-1/2"	733324-A
1-1/2"	3/8"	3-1/2"	733318-A
1-5/8"	3/8"	3-1/2"	733319-A
1-3/4"	3/8"	3-1/2"	733320-A
1-7/8"	3/8"	3-1/2"	733321-A
2"	3/8"	3-1/2"	733322-A
2-1/8"	3/8"	3-1/2"	733323-A

Self Feed Bits

- Used by plumbers, electricians and other tradesmen for boring holes for pipe and conduit in wood
- Outlining spurs accurately define hole diameter
- Threaded screw point pulls the bit into the work providing a fast, easy to use self feeding action
- Heavy duty 1/2" shanks have 3 milled flats for secure fit



Diameter	For Pipe Diameter	Part #
1"		D-29935
1-1/8"	1/2"	D-29957
1-1/4"	3/4"	D-29963
1-3/8"		D-29979
1-1/2"	1"	D-29985
1-3/4"	1-1/4"	D-29991
2"		D-30003
2-1/8"	1-1/2"	D-30019
2-1/4"		D-30025
2-9/16"	2"	D-30031
3"		D-30047

Description	Part #
Double ended screw point for bit 1" to 3"	D-30156
Double ended screw point for bit 3-5/8" to 4-5/8"	D-30162

Heavy Duty Spade Bits

- Spurs cut cleaner, more accurate holes through hardwood
- Chisel edge design is angled aggressively to dig into wood



Set Description	Part #
6-Pc. Set Includes: 3/8", 1/2", 5/8", 3/4", 7/8", 1"	714171-A

Diameter	6-1/8" Length Part #	16" Length Part #
1/4"	714154-A	
5/16"	714155-A	
3/8"	714156-A	714147-A
7/16"	714157-A	
1/2"	714158-A	714148-A
9/16"	714159-A	
5/8"	714160-A	714150-A
11/16"	714161-A	
3/4"	714162-A	714151-A
13/16"	714163-A	
7/8"	714164-A	714152-A
15/16"	714165-A	
1"	714166-A	714153-A
1-1/8"	714167-A	
1-1/4"	714168-A	
1-3/8"	714169-A	
1-1/2"	714170-A	

Ship Augers

- Features quick release hex shank for fast insertion or removal
- Cutting edge quickly cuts through wood with maximum efficiency
- Thick edge easily cuts through nails



Diameter	Length	Shank	Part #
3/8"	6"	5/16" Hex	D-35673
1/2"	6"	5/16" Hex	D-35695
5/8"	6"	7/16" Hex	D-35710
11/16"	6"	7/16" Hex	D-35726
3/4"	6"	7/16" Hex	D-35732
13/16"	6"	7/16" Hex	D-35748
7/8"	6"	7/16" Hex	D-35754
15/16"	6"	7/16" Hex	D-35760
1"	6"	7/16" Hex	D-35776
1-1/16"	6"	7/16" Hex	D-35782
1-1/8"	6"	7/16" Hex	D-35798
1-1/4"	6"	7/16" Hex	D-35807
1-3/8"	6"	7/16" Hex	D-35813
1-1/2"	6"	7/16" Hex	D-35829
7/16"	18"	5/16" Hex	D-35841
1/2"	18"	5/16" Hex	D-35857
9/16"	18"	7/16" Hex	D-35863
5/8"	18"	7/16" Hex	D-35879
11/16"	18"	7/16" Hex	D-35885
3/4"	18"	7/16" Hex	D-35891
13/16"	18"	7/16" Hex	D-35900
7/8"	18"	7/16" Hex	D-35916
15/16"	18"	7/16" Hex	D-35922
1"	18"	7/16" Hex	D-35938
1-1/16"	18"	7/16" Hex	D-35944
1-1/8"	18"	7/16" Hex	D-35950
1-1/4"	18"	7/16" Hex	D-35966
1-3/8"	18"	7/16" Hex	D-35972
1-1/2"	18"	7/16" Hex	D-35988

Ship Auger Extensions

- Set screw design ensures a tight connection in the most demanding of applications
- Attaches to hex shank drill bits to allow deeper drilling in wood
- High strength steel construction for long life



Length	Shank	Part #
5-1/2"	7/16" Hex	D-35645
12"	7/16" Hex	D-35651
18"	7/16" Hex	D-35639



Hole Saws

Bi-Metal Hole Saws

- 1 2 3** Use with Arbor #: 714060-B, 714061-A or 714062-B which have 1/2" – 20 thread

Description	Pipe Entrance Size	Pipe Tap Size	Mild Steel RPM	Box Part #	Carded Part #
5/8"			530	714002-A	
3/4"			460	714004-A	714004-B
7/8"	1/2"	3/4"	390	714006-A	714006-B
15/16"			370	714007-A	
1"			350	714008-A	714008-B
1-1/16"			325	714009-A	
1-1/8"	3/4"	1"	300	714010-A	714010-B
1-3/16"			285	714011-A	

- 4 5** Use above with Arbor #: 714063-A or 714065-A which have 5/8" – 18 thread

Description	Pipe Entrance Size	Pipe Tap Size	Mild Steel RPM	Box Part #	Carded Part #
1-1/4"			275	714012-A	714012-B
1-5/16"			260	714013-A	
1-3/8"	1"		250	714014-A	714014-B
1-1/2"		1-1/4"	230	714016-A	714016-B
1-5/8"			210	714018-A	
1-3/4"	1-1/4"	1-1/2"	195	714020-A	714020-B
1-7/8"			180	714022-A	
2"	1-1/2"		170	714023-A	714023-B
2-1/16"			165	714024-A	
2-1/8"			160	714025-A	714025-B
2-1/4"		2"	150	714026-A	714026-B
2-3/8"			140	714028-A	

- 5** Use above with Arbor #: 714065-A which has 5/8" – 18 thread

Description	Pipe Entrance Size	Pipe Tap Size	Mild Steel RPM	Box Part #	Carded Part #
2-1/2"	2"		135	714029-A	714029-B
2-5/8"		2-1/2"	130	714031-A	
2-3/4"			125	714032-A	714032-B
2-7/8"			120	714033-A	
3"	2-1/2"		115	714034-A	714034-B
3-1/8"			110	714035-A	
3-1/4"		3"	105	714036-A	
3-1/2"			95	714038-A	714038-B
3-5/8"	3"		95	714039-A	
3-3/4"		3-1/2"	90	714040-A	
4"			85	714042-A	714042-B
4-1/8"	3-1/2"		85	714043-A	
4-1/4"			80	714044-A	
4-1/2"	4"		75	714046-A	
4-3/4"		4-1/2"	70	714047-A	
5"			65	714048-A	
6"			55	714050-A	

Description	Part #
Lock Installation Kit Includes: 1 ea. - 2-1/8" Bi-Metal Hole Saw 1 ea. - 1" Bi-Metal Hole Saw 1 ea. - Arbor Adapter 1 ea. - Arbor	714051-B

Arbors with Pilot Drill

	Thread Size	Shank	Box Part #	Carded Part #
1	1/2" – 20	1/4" Round		714060-B
2	1/2" – 20	3/8" Hex	714061-A	
3	1/2" – 20	7/16" Hex		714062-B
4	5/8" – 18	3/8" Hex	714063-A	714063-B
5	5/8" – 18	7/16" Hex	714065-A	714065-B

Description	Part #	Description	Part #
12" Extension for 7/16" Shank Arbors	714067-A	Replacement Pilot Drill	2-3/4" x 1/4" 714069-A 4-1/2" x 1/4" 714068-A
		Adapter Nut converts 1/2" - 20 (hex shanks) to 5/8" - 18	714059-A

Keyless Chuck Attachment

- Converts 1/4" hex impact driver into a 3/8" keyless chuck
- Designed to accept round and hex shank bits
- For converting an impact driver into a driver drill



Description	Part #
Converts 1/4" hex impact driver into 3/8" keyless chuck	763198-1

High Speed Steel Step Bits

- Drills perfectly round holes in materials such as steel, brass, plastic, and wood
- Ideal for knockouts in electrical junction boxes and cabinets
- Efficiently enlarges and deburs holes
- 1/4" hex shank works directly with impact drivers and driver-drills




Increments	Shank	Part #
1/8", 5/32", 3/16", 7/32", 1/4", 9/32", 5/16", 11/32", 3/8", 13/32", 7/16", 15/32", 1/2"	1/4"	711492-A
1/4", 5/16", 3/8", 7/16", 1/2", 9/16", 5/8", 11/16", 3/4"	1/4"	711493-A
1/4", 7/8", 1-1/8"	1/4"	711494-A
1/4", 1/2"	1/4"	711495-A
1/4", 7/8"	1/4"	711496-A
9/16", 5/8", 11/16", 3/4", 13/16", 7/8", 15/16", 1"	1/4"	711497-A

Industrial Carbide-Tipped Hole Saws

Cobalt center bit ideal for use in metal including stainless steel, galvanized iron and aluminum

Specially designed carbide tips for cutting clean holes



Shoulder engineered to prevent "punching through" the material

- Lasts 15X longer and drills 2.6X faster than bi-metal hole saws
- Specially designed carbide tips for cutting clean holes
- Max. cutting depth of 1/8" with 2-1/2" overall length



Expandable Range of Applications Type "C": Cobalt (Included)

- Stainless Steel
- Galvanized Iron
- Aluminum, etc.

Diameter	Part #	Center Bits Type C Part #
5/8"	714070-A	
3/4"	714071-A	
7/8"	714073-A	
1"	714074-A	
1-1/8"	714075-A	
1-1/4"	714077-A	
1-3/8"	714078-A	
1-1/2"	714079-A	
1-3/4"	714080-A	
2"	714081-A	
2-1/8"	714092-A	
2-1/4"	714082-A	
2-1/2"	714083-A	
3"	714085-A	

4" Angle Grinder Accessory Guide

Part ID	Grinding Wheel	Flex Wheel	Cut-Off Wheel	Resin Fiber Disc	Diamond Blade	Wire Wheel	Wire Brush	Multi-Disc		
A Wheel Guards Page 108										
B Inner Flanges & Backing Pads Page 108 & 111										
C Abrasives Pages 109-113										
D Lock Nuts Page 108										

4-1/2" to 9" Angle Grinder Accessory Guide

Part ID	Grinding Wheel	Hubbed Grinding Wheel	Resin Fiber Disc	Wire Wheel	Wire Brush	Diamond Blade	Tuck Point	Multi-Disc	Hubbed Multi-Disc	Cut-off Wheel
A Wheel Guards Page 108										
B Inner Flanges & Backing Pads Page 108 & 111										
C Abrasives Pages 109-113										
D Lock Nuts Page 108										

A Wheel Guards

Description	Grinder Size	Model	Part #
Wheel Guard For all grinding operations except for cut-off wheels	4"	GA4030	125885-4
	4"	9553NB	125475-5
	4-1/2"	9557NB/PB BGA452, XAG01	125890-1
	4-1/2"	9564CV/PC/P	165053-7
	4-1/2"	GA4530, GA4534	122886-3
	4-1/2"	XAG03, XAG06	123144-0
	4-1/2" (tool-less)	9564CV/PC/P	135107-4
	5"	9005B/BZ	135040-0
	5"	9015A	125097-9
	5"	9558PB	125274-3
	5"	9005B/BZ	125549-2
	5" (tool-less)	9565CV/PC, GA5010Z, GA5020Y	135650-3
	6"	9016B	134961-3
	6" (tall / tool-less)	GA6010Z, GA6020, 9566CV/PC	135172-3
	6" (short / tool-less)	GA6010Z, GA6020, 9566CV/PC	135110-5
	7"	GA7001L	164477-4
	7"	GA7911	191214-3
	7" (tool-less)	GA7020, GA7021, GA7040S	122767-1
	7" (tool-less)	GA7011C	122772-8
	9"	GA7911, GA9020, GA9040S	191215-1
	9" (tool-less)	GA9020, GA9040S	122768-9



Cut-Off Wheel Guard

For cut-off wheel applications



Wheel Guard

For dust collecting, cutting



Description	Grinder Size	Model	Part #
Cut-Off Wheel Guard	4-1/2"	BGA452, 9564CV/PC/P, XAG01	135103-2
	4-1/2"	GA4530, GA4534, XAG03, XAG06	122910-2
	5"	9005B/BZ	122688-7
	5"	9558PB, 9565CV/PC, GA5010Z, GA5020Y	122641-3
	6"	GA6010Z, GA6020, 9566CV/PC	165744-0
Wheel Guard	4-1/2" - 5"	9564CV/PC/P, 9565CV/PC	193794-5 (with shoe)
	4-1/2" - 5"	9564CV/PC/P, 9565CV/PC	192618-2
	4-1/2" - 5"	9565CV/PC	196846-1
	4-1/2" - 5"	GA5040, GA5042C	196845-3



B Inner Flanges

Description	Grinder Size	Model	Part #
Inner Flange	4"	GA4030	224377-1
	4"	N9501BZ	224376-3
		9557NB/PB, 9564CV/PC/P, 9558PB, 9565PC,	
	4-1/2", 5", 6"	GA5010Z, GA5020, GA4534, XAG01, XAG03, XAG06	224399-1
	4-1/2", 5", 6", 7"	9005B/BZ, 9564CV/PC/P, 9565CV, GA7011C	224378-9
	5", 6" (for use with cut-off wheels)	9005B/BZ, 9527NB GA6010Z	224361-6
	6"	9566CV/PC	224390-9
	7"	GA7001L, GA7911	224111-9
	7", 9"	9077SL, GA7020, GA7021, GA7040S, GA9020, GA9040S	224317-9



D Lock Nuts

Description	Grinder Size	Model	Part #
Lock Nuts For use with flex wheels	4"	GA4030	224541-4
Lock Nuts For use with diamond blade, grinding, cut-off*, and multi-disc wheels.	4"	GA4030	194608-1
		9005B/BZ, 9557NB/PB, 9558PB, 9564CV/PC/P,	
	4-1/2", 5", 7", 9"	9565CV/PC, GA5010Z, GA5020, GA7011C, GA7020, GA7021, GA7031Y, GA7040S, GA9020, GA9040S, GA9031Y, XAG01, XAG03, XAG06	193465-4
	6"	9566CV/PC, GA6010Z, GA6020	224574-9
	7"	GA7001L, GA7911	224512-1

*Use with corresponding cut-off wheel guard & lock nut

Description	Grinder Size	Model	Part #
Lock Nut For use with rubber pads	4"	GA4030	224501-6
		9557NB/PB, 9564CV/PC/P, GA4530, GA4534, 9005B/BZ, 9565CV/PC, GA5010Z, GA5020Y, 9566CV/PC, GA6010 GA6020, GA7001L, GA7911, GV7000C, 9227C, 9227CY, GA7011C, GA7020, GA7021, XAG01, XAG03, XAG06	193048-0




INOX Grinding Wheels

FASTER MATERIAL REMOVAL

Less Noise. Less Vibration. Improved Efficiency.

- Aggressive composition for faster material removal
- Innovative design for reduced noise
- Reduced vibration for superior user experience
- "N" grade hardness is ideal for working with stainless steel

**EFFICIENCY**

Reduced vibration for superior user experience

Stainless Steel Depressed Center Wheels

Diameter	Thickness	Arbor	Grit	Max. RPM	Model	1/Pkg. Part #	5/Pkg. Part #	10/Pkg. Part #	25/Pkg. Part #
NEW 4"	1/4"	7/8"	36	15,300	GA4030/K				A-96039-25
4-1/2"	1/4"	7/8"	36	13,300	9557NB/PB, 9564CV/PC/P, GA4530, GA4534, XAG01, XAG03, XAG06	A-95956	A-95956-5		A-95956-25
5"	1/4"	7/8"	36	12,250	9005B/BZ, 9558PB, 9565CV/PC, GA5010Z, GA5020/Y	A-95962	A-95962-5		A-95962-25
6"	1/4"	7/8"	36	10,200	9566CV/PC, GA6010Z, GA6020	A-95978	A-95978-5		A-95978-25
7"	1/4"	7/8"	36	8,500	GA7001L, GA7011C, GA7020, GA7021, GA7031Y, GA7040S			A-96045-10	

Hubbed Stainless Steel Depressed Center Wheels

Diameter	Thickness	Arbor	Grit	Max. RPM	Model	1/Pkg. Part #	5/Pkg. Part #	10/Pkg. Part #	25/Pkg. Part #
4-1/2"	1/4"	5/8"-11	36	13,300	9557NB/PB, 9564CV/PC/P, GA4530, GA4534, XAG01, XAG03, XAG06	A-95984	A-95984-5		A-95984-25
5"	1/4"	5/8"-11	36	12,250	9005B/BZ, 9558PB, 9565CV/PC, GA5010Z, GA5020/Y	A-95990	A-95990-5		A-95990-25
6"	1/4"	5/8"-11	36	10,200	9566CV/PC, GA6010Z, GA6020	A-96001	A-96001-5		A-96001-25

C**Grinding Wheels****General Purpose Metal Depressed Center Wheels**

- Aluminum oxide abrasive grains are evenly distributed to give a smooth surface
- Innovative grain structure engineered for optimum performance, efficient material removal and longer wheel life
- Ideal for grinding ferrous metals, metal, polishing and general flat grinding

Diameter	Thickness	Arbor	Grit	Max. RPM	Model	1/Pkg. Part #	5/Pkg. Part #	10/Pkg. Part #	25/Pkg. Part #
4"	3/16"	5/8"	24	15,300	GA4030	741402-8-1	741402-8		741402-B-25
4"	1/4"	5/8"	24	15,300		741402-9-1	741402-9AP		741402-C-25
4"	3/16"	5/8"	36	15,300		741405-2-1	741405-2P		
4-1/2"	1/4"	7/8"	24	13,300	9557NB/PB, 9564CV/PC/P, GA4530, GA4534, XAG01, XAG03, XAG06	741423-0-1	741423-0		741423-B-25
4-1/2"	1/4"	7/8"	36	12,250		741424-8-1	741424-8		
5"	1/4"	7/8"	24	12,250	9558PB, 9565CV/PC, GA5010Z, GA5020/Y	741407-8-1			741407-B-25
7"	1/4"	7/8"	24	8,500	GA7001L, GA7011C, GA7020, GA7021, GA7031Y, GA7040S	741413-3		741413-B-10	
9"	1/4"	7/8"	24	6,650	GA9020, GA9031Y, GA9040S			741421-B-10	

Hubbed General Purpose Metal Wheels

- Aluminum oxide abrasive grains are evenly distributed to give a smooth surface
- Innovative grain structure engineered for optimum performance, efficient material removal and longer wheel life
- Ideal for grinding ferrous metals, metal, polishing and general flat grinding

Diameter	Thickness	Arbor	Grit	Max. RPM	Model	1/Pkg. Part #	5/Pkg. Part #	10/Pkg. Part #	25/Pkg. Part #
4-1/2"	1/4"	5/8" - 11	24	13,300	9557NB/PB, 9564CV/PC/P, GA4530, GA4534, XAG01, XAG03, XAG06			741416-B-10	
5"	1/4"	5/8" - 11	24	13,300	9005B/BZ, 9558PB, 9565CV/PC, GA5010Z, GA5020/Y			741417-B-10	
7"	1/4"	5/8" - 11	24	8,500	GA7001L, GA7011C, GA7020, GA7021, GA7031Y, GA7040S			741414-B-10	
9"	1/4"	5/8" - 11	24	6,650	GA9020, GA9031Y, GA9040S			741415-B-10	

Hubbed General Purpose Metal Wheels

- Constructed with silicon carbide grade C24
- For surfacing and grinding masonry

Diameter	Thickness	Arbor	Grit	Max. RPM	Model	1/Pkg. Part #	5/Pkg. Part #	10/Pkg. Part #	25/Pkg. Part #
4-1/2"	1/4"	7/8"	24	13,300	9557NB, PB, 9564CV/PC/P, GA4530, GA4534, XAG01, XAG03, XAG06				741426-B-25
5"	1/4"	7/8"	24	12,250	9005B/BZ, 9558PB, 9565CV/PC, GA5010Z, GA5020/Y				741427-B-25

C
Ultra Thin Cut-Off Wheels
FASTER CUTTING 20% Thinner Than Most Competitor Wheels.

Zirconia aluminum construction makes these wheels ideal for ferrous metals including stainless steel

Ultra thin design requires less energy for improved battery life when used with cordless grinders

60 grit abrasive for cleaner cuts


SPEED


.032" thick for faster cutting and reduced material waste

Ultra Thin Cut-Off Wheels

Diameter	Thickness	Arbor	Grit	Max. RPM	Model	1/Pkg. Part #	25/Pkg. Part #
4"	.032"	5/8"	60	15,300	GA4030	B-46143	B-46143-25
4-1/2"	.032"	7/8"	60	13,300	9557NB/PB, 9564CV/PC/P, GA4530, GA4534, XAG01, XAG03, XAG06	B-46159	B-46159-25
5"	.032"	7/8"	60	12,250	9005B/BZ, 9558PB, 9565CV/PC, GA5010Z, GA5020/Y	B-46165	B-46165-25

Flat Center

- .032" thick for faster cutting and reduced material waste


Depressed Center

- For making cuts in metal and stainless steel pipes, sheet, and channel



4-1/2"	.032"	7/8"	60	13,300	9557NB/PB, 9564CV/PC/P, GA4530, GA4534, XAG01, XAG03, XAG06	A-96431	A-96431-25
5"	.032"	7/8"	60	12,250	9005B/BZ, 9558PB, 9565CV/PC, GA5010Z, GA5020/Y	A-96447	A-96447-25

C
Flex & Cut-Off Wheels
Super Thin Cut-Off Wheels

Diameter	Thickness	Arbor	Grit	Max. RPM	Model	Stainless 25/Pkg. Part #	Metal 25/Pkg. Part #
4"	3/64" / .045"	5/8"	46	15,280	GA4030	724111-A-25	724114-A-25
4-1/2"	3/64" / .045"	7/8"	46	13,285	9557NB/PB, 9564CV/PC/P, GA4530, GA4534, XAG01, XAG03, XAG06	724112-A-25	724115-A-25
5"	3/64" / .045"	7/8"	46	12,200	9005B/BZ, 9558PB, 9565CV/PC, GA5010Z, GA5020/Y	724113-A-25	724116-A-25
6"	1/16" / .060"	7/8"	46	10,185	9566CV/PC, GA6010Z, GA6020	724118-A-25	724117-A-25

- Super thin design lasts up to 3.5x longer than standard cut-off wheels
- Engineered for less heat discoloration, less material removal, and less burring for a better finish

Cut-Off Wheels

Diameter	Thickness	Arbor	Grit	Max. RPM	Model	Bulk Shelf Pack Qty.	Metal Bulk* Part #	Metal 10/Pkg. Part #	Masonry 10/Pkg. Part #
4"	3/32" / .090"	5/8"	36	13,600	GA4030	25	A-90358	*Must be ordered in shelf pack quantity	
4"	5/64" / .080"	5/8"	46	14,000				724107-5-10	
4"	3/32" / .090"	5/8"	36	15,000					724104-1-10

- For all ferrous materials, steel, and cast iron
- For masonry/concrete, marble, slate, and more

Flex Wheels



Diameter	Thickness	Arbor	Grit	Max. RPM	Model	10/Pkg. Part #	25/Pkg. Part #
4"	1/8"	5/8"	46	13,700	GA4030	741404-OBP	
4"	1/8"	5/8"	60	13,700		741404-0CP	
NEW 4-1/2"	5/32"	7/8"	36	13,300	9557NB/PB, 9564CV/PC/P, GA4530, GA4534, XAG01, XAG03, XAG06		A-97411-25 (Stainless – INOX)





- Improved material removal with less noise and vibration for improved efficiency
- Flexible design allows for more surface area contact and more efficient material removal

Warning: Consult owner/operator manual and adhere to all safety precautions for accessory items. Always use recommended guards. Failure to do so may result in serious injury or death from exploding wheels. Refer to ANSI B7.1 and owner/operator manual for proper accessory mounting and grinding procedures. Always wear eye protection that meets ANSI Z87.1 requirements plus a face shield wherever possible. Tools must always be properly guarded.





Sanding / Polishing Pads & Bonnets




B	Description	Grinder/Polisher Size	Model	Part #
	Rubber Pad	4"	GA4030/K	743009-6
		4"	PW5001C	743079-5
		4-1/2"	9557NB/PB, 9564CV/P/PC, GA4530, GA4534 XAG01, XAG03, XAG06	743036-3
		5"	9005B/BZ, 9015A,9565CV/PC, GA5010Z, GA5020/Y	743015-1
		6"	9566CV/PC, GA6010, GA6020	743016-9
	7", 9"	GA7001L, GA7911, GV7000C, 9077SL, 9218SB, 9227C, 9227CY, 9237C, GA7011C, GA7020, GA7021, GA7040S	192978-2	
	Plastic Pad	5"	GV5000, GA5010	743025-8
	Hook-and-Loop Backing Pad	7"	9227C/CY, 9237C, PV7001C	743052-5

C	Description	Grinder/Polisher Size	Model	Part #
   	7" Wool Bonnet Tie Back	7"	9227C/CY, 9237C, PV7001C	794176-0
	7" Hook-and-Loop Pad Compounding	7"	9227C/CY, 9237C, PV7001C	192629-7
	7" Hook-and-Loop Pad Polishing	7"	9227C/CY, 9237C, PV7001C	743403-A
	7-1/2" Hook-and-Loop Foam Pad Polishing	7"	9227C/CY, 9237C, PV7001C	193470-1

Wire Brushes

C	Description	Diameter	Arbor	Max. RPM	Model	Carbon Steel Part #	Stainless Steel Part #
	Crimped Cup • Excellent for flat surfaces, edges, paint, scale, light rust removal • Use with spindle mount washer (261039-0)	3"	M10 x 1.25	14,000	GA4030	743201-4	
		3"	5/8" - 11	14,000	9005B/BZ, 9557NB/PB, 9558PB, 9564CV/PC, 9565CV/PC, GA4530, GA4534, GA5010Z, GA5020/Y	743205-6	
		4"	5/8" - 11	10,000	9566CV, GA7001L, GA7011C, GA7040S	743207-2	
		6"	5/8" - 11	6,600	GA7001L, GA7011C, GA7020, GA7021, GA9020, GA9040S	743206-B	
	Knot Cup • Ideal for tight operations, corners and angle welds • Rugged knot construction • .020" Type 302 stainless steel wire is corrosion resistant • Use with spindle mount washer (261039-0)	2-3/4"	M10 X 1.25	14,000	GA4030	743201-5A	743204-A
		2-3/4"	5/8" - 11	14,000	9005B/BZ, 9557NB/PB, 9558PB, 9564CV/PC, 9565CV/PC, GA4530, GA4534, GA5010Z, GA5020/Y	743209-A	743209-B
		4"	5/8" - 11	10,000	9564CV/PC/P, 9565CV/PC, 9566CV/PC, GA7001L, GA7011C, GA7020, GA7021, GA7040S	743208-0A	
		6"	5/8" - 11	6,600	GA7001L, GA7011C, GA7020, GA7021, GA9020, GA9040S, GA9040S	743206-A	

Wire Wheels

C	Description	Diameter	Arbor	Max. RPM	Model	Carbon Steel Part #	Stainless Steel Part #
	Stringer Bead Twist Wheel • 3/16" face width for stringer weld, piping, pipe grooves, and hard to reach areas • .020" Type 302 stainless steel wire is highly corrosion resistant	4"	M10 x 1.25	20,000	GA4030	743203-5A	743204-B
		4"	5/8" - 11	20,000	9005B/BZ, 9557NB/PB, 9558PB, GA4530, GA4534, GA5010Z, GA5020/Y	743213-A	743213-B
		5"	5/8" - 11	12,500	9005B/BZ, 9557NB/PB, 9558PB, GA7001L, GA7011C, GA7020/21, GA9020, GA9040S	743216-A	
	Knot Full Cable Twist Wheel • 1/4" face width for narrow to medium width work, excellent for cleaning welds • .020" Type 302 stainless steel wire is highly corrosion resistant	4"	M10 X 1.25	20,000	GA4030		743203-4B
		4"	5/8" - 11	20,000	9564CV/PC/P, 9565CV/PC, 9566CV/PC, GA7001L, GA7011C, GA7020, GA7021, GA7040S	743211-A	743214-A
		5"	5/8" - 11	12,500	9564CV/PC/P, 9565CV/PC, 9566CV/PC, GA7001L, GA7011C, GA7020, GA7021, GA7040S	743217-A	
		6"	5/8" - 11	12,500	GA7001L, GA7011C, GA7020, GA7021, GA7040S, GA9020, GA9040S	743218-A	
	Knot Standard Twist Wheel • 1/2" face width for broader cleaning coverage. For deburring, edge blending & finishing. • Removes rust, scale, and weld splatter	4"	M10 X 1.25	20,000	GA4030	743203-4C	
		4"	5/8" - 11	20,000	9005B/BZ, 9557NB/PB, 9558PB, GA4530, GA4534	743212-A	

Small Angle Grinder Adapters

Allows cup or wheel with 5/8"-11 arbors to fit M10 x 1.25 arbors

Part #

323015-A


Allows cup or wheel with 5/8"-11 arbors to fit M10 x 1.50 arbors

323016-A

Warning: Consult owner/operator manual and adhere to all safety precautions for accessory items. Always use recommended guards. Failure to do so may result in serious injury or death from exploding wheels. Refer to ANSI B7.1 and owner/operator manual for proper accessory mounting and grinding procedures. Always wear eye protection that meets ANSI Z87.1 requirements plus a face shield wherever possible. Tools must always be properly guarded.

C Multi-Discs

Angled Design (Type 29)



Zirconium abrasive grain provides consistent high cut rate, runs cooler and lasts longer than aluminum oxide



Phenolic backing prevents backing from scratching work surface

Angled design for increased contact area

- For metal, wood, and plastic

General Purpose Depressed Center Wheels (Angled Type 29)



LASTS 20X LONGER
THAN RESIN FIBER DISCS

- Ensures 90% of the abrasive material is in contact with the work surface, providing superior cut rate and maximum disc life.
- For weld head blending, removing weld slag, deburring, edge blending, surface conditioning, and metal fabrication
- Works at 10° to 25° angle

Diameter	Arbor	Grit	Max. RPM	Model	Carded Part #	10/Pkg. Part #
4"	5/8"	36	11,200	GA4030	741840-A	741810-B-10
4"	5/8"	60	11,200		741841-A	741811-B-10
4"	5/8"	80	11,200		741842-A	741812-B-10
4"	5/8"	120	11,200		741843-A	741813-B-10
4-1/2"	7/8"	36	11,000	9557NB/PB, 9564CV/PC/P, GA4530, GA4534, XAG01, XAG03, XAG06	741844-A	741814-B-10
4-1/2"	7/8"	60	11,000		741845-A	741815-B-10
4-1/2"	7/8"	80	11,000		741846-A	741816-B-10
4-1/2"	7/8"	120	11,000		741847-A	741817-B-10
5"	7/8"	36	10,400	9558PB, 9565CV/PC, GA5010Z, GA5020/Y		741818-B-10
5"	7/8"	60	10,400			741819-B-10
5"	7/8"	80	10,400			741820-B-10
5"	7/8"	120	10,400			741821-B-10
7"	7/8"	36	6,600	GA7001L, GA7011C, GA7020, GA7021, GA7031Y, GA7040S	741848-A	741822-B-10
7"	7/8"	60	6,600		741850-A	741823-B-10
7"	7/8"	80	6,600			741824-B-10
7"	7/8"	80	6,600			

General Purpose Hubbed Wheels (Angled Type 29)



- For metal, wood, and plastic
- Works at 10° to 25° angle

Diameter	Arbor	Grit	Max. RPM	Model	Carded Part #	10/Pkg. Part #
4-1/2"	5/8" - 11	36	11,000	9557NB/PB, 9564CV/PC/P, GA4530, GA4534, XAG01, XAG03, XAG06		741832-B-10
4-1/2"	5/8" - 11	60	11,000			741833-B-10
4-1/2"	5/8" - 11	80	11,000			741834-B-10
4-1/2"	5/8" - 11	120	11,000			741835-B-10
7"	5/8" - 11	36	6,600	GA7001L, GA7011C, GA7020, GA7021, GA7031Y, GA7040S		741836-B-10
7"	5/8" - 11	80	6,600			741838-B-10

Flat Design (Type 27)



Zirconium abrasive grain provides consistent high cut rate, runs cooler and lasts longer than aluminum oxide



Phenolic backing prevents backing from scratching work surface

Flat design great for use on joints, corners and edges

General Purpose Depressed Center Wheels (High Density Flat Type 27)



LASTS 30X LONGER
THAN RESIN FIBER DISCS

- For metal, wood, and plastic
- Conforms to flat or irregular surfaces
- Excellent finish consistency at a working angle of 0° to 15°

Diameter	Arbor	Grit	Max. RPM	Model	Carded Part #	10/Pkg. Part #
4-1/2"	7/8"	40	11,000	9557NB/PB, 9564CV/PC/P, GA4530, GA4534, XAG01, XAG03, XAG06		741826-B-10
4-1/2"	7/8"	60	11,000			741827-B-10
4-1/2"	7/8"	80	11,000			741828-B-10
7"	7/8"	40	6,600	GA7001L, GA7011C, GA7020, GA7021, GA7031Y, GA7040S		741829-B-10
7"	7/8"	60	6,600			741830-B-10
7"	7/8"	80	6,600			741831-B-10

Masonry Depressed Center Wheels (Flat Type 27)



- For brick, stone and concrete

Diameter	Arbor	Grit	Max. RPM	Model	Carded Part #	10/Pkg. Part #
4"	5/8"	24	13,000	GA4030	A-90130	
4-1/2"	7/8"	24	12,000	9557NB/PB, 9564CV/PC/P, GA4530, GA4534, XAG01, XAG03, XAG06	A-90249	

Warning: Consult owner/operator manual and adhere to all safety precautions for accessory items. Always use recommended guards. Failure to do so may result in serious injury or death from exploding wheels. Refer to ANSI B7.1 and owner/operator manual for proper accessory mounting and grinding procedures. Always wear eye protection that meets ANSI Z87.1 requirements plus a face shield wherever possible. Tools must always be properly guarded.

Straight Grinder Wheels

FASTER MATERIAL REMOVAL Aggressive. Versatile. Heavy Duty.**DURABILITY**

Aluminum oxide abrasive for use in a variety of metals

Aggressive grit for efficient material removal



Straight Grinder Wheels

Diameter	Arbor	Grit	Thickness	Model	Part #
5"	13/16"	24	13/16"	GS5000	B-28852
5"	13/16"	36	13/16"	GS5000	B-28868

**C**

Resin Fiber Discs

Resin Fiber Discs

Diameter	Arbor	Grit	Max. RPM	Model	5/Pkg. Part #	25/Pkg. Part #
4"	5/8"	24	15,000	GA4030	742036-A-5	742036-B-25
4"	5/8"	36	15,000		742037-A-5	742037-B-25
4"	5/8"	50	15,000		742038-A-5	742038-B-25
4"	5/8"	80	15,000		742039-A-5	742039-B-25
4"	5/8"	100	15,000		742087-A-5	742087-B-25
4"	5/8"	120	15,000	9557NB/PB, 9564CV/PC/P, GA4530, GA4534, XAG01, XAG03, XAG06	742040-A-5	742040-B-25
4-1/2"	7/8"	24	13,000		794104-A-5	794104-B-25
4-1/2"	7/8"	36	13,000		794105-A-5	794105-B-25
4-1/2"	7/8"	50	13,000		794106-A-5	794106-B-25
4-1/2"	7/8"	80	13,000		794107-A-5	794107-B-25
4-1/2"	7/8"	120	13,000	GV5010	794108-A-5	794108-B-25
5"	1/2"	24	11,900		742106-A	742106-B-25
5"	1/2"	36	11,900		742107-A	742107-B-25
5"	1/2"	50	11,900		742108-1	742108-B-25
5"	1/2"	80	11,900		742109-9	742109-B-25
5"	1/2"	120	11,900	9558PB, 9565CV/PC, GA5010Z, GA5020/Y	742110-4	742110-B-25
5"	7/8"	24	11,900		742072-A-5	742072-B-25
5"	7/8"	36	11,900		742073-A-5	742073-B-25
5"	7/8"	50	11,900		742074-A-5	742074-B-25
5"	7/8"	80	11,900		742075-A-5	742075-B-25
5"	7/8"	120	11,900	GA7001L, GA7011C, GA7020, GA7021, GA7031Y, GA7040S	742076-A-5	742076-B-25
7"	7/8"	16	8,550		742067-A-5	742067-B-25
7"	7/8"	24	8,550		742069-A-5	742069-B-25
7"	7/8"	36	8,550		742089-A-5	742089-B-25
7"	7/8"	50	8,550		742070-A-5	742070-B-25
7"	7/8"	80	8,550		742071-A-5	742071-B-25
7"	7/8"	120	8,550		742091-A-5	742091-B-25



- Superior stock removal for increased efficiency
- Specially formulated resin bond coat for increased durability and efficiency
- Ideal for use on metal and wood
- Applications include blending, deburring, finishing and grinding
- Use with corresponding rubber pad and lock nut

Die Grinder Accessories

Collet Cone

- For securing wheels and points





Diameter	Model	Part #
1/8"	906H,	763626-6
1/4"	GD0600, XDG01	763625-8
1/8"	GD0800C,	192987-1
1/4"	GD0801C	192986-3
1/8"	LXD01	763672-9
1/4"		763673-7

Wheel Point

- For hardened steel



Diameter		Model	Part #
	1/4"	GD0600, GD0601, GD0800C, GD0810C, GD080K, XDG01	741616-9
	1/4"		741617-7
		Model	Part #
		GD0800C	193141-0

Vise Holder Set

Metal Cutting Diamond Blades

Diamond coated cutting edge lasts 100 times longer than standard abrasive blades

High-quality steel core for true cuts

Designed to cut metal pipe, studs, angle, rebar, and threaded rod



For use with 14" Cut-Off Saws including Makita® 2414DB and 2414NB

Specially designed to handle the extreme power of gas power cutters in the most demanding of applications

Diamond coated segments for fast cutting and long life



For use with 14" gas powered power cutters including Makita® EK7651H, EK7301 and EK6101

Description	Diameter	Arbor	Material	Qty./Pkg.	Model	Part #
NEW Metal Cutting Diamond Blade for Power Cutters	14"	1"	Steel, Studs, Angle Iron, Channel, Steel Pipe	1	EK7651H, EK7301, EK6101	A-96229

Abrasive Cutting Wheels

Description	Diameter	Arbor	Material	Qty./Pkg.	Model	Part #
Power Cutter Abrasive Abrasive Cut-Off Wheels	12"	1"	Concrete, Stone, Masonry and Asphalt	10	4112H, DPC6410, DPC7320	965-210-611
	12"	1"	Ferrous Metals	10		965-210-621
	14"	1"	Concrete, Stone, Masonry and Asphalt	10	4114, EK7651H, EK7301, EK6101	965-210-222
	14"	1"	Ferrous Metals	10		965-210-212
Chop Saw Abrasive Cut-Off Wheels	16"	20mm	Concrete, Stone, Masonry and Asphalt	1	EK8100	966-161-020
	12"	1"	Steel, Studs, Angle Iron, Channel and Steel Pipe	5	2412N	724504-5
	14"	1"	Steel, Studs, Angle Iron, Channel, Steel Pipe	5	2414NB, 2414DB, LW1400, LW1401	A-93859-5
	14"	1"		25		A-93859-25
	14"	1"	Steel, Studs, Angle Iron, Channel, Steel Pipe	5	2416S	B-10849-5
	14"	1"		25		B-10849-25
	16"	1"	Steel, Studs, Angle Iron, Channel, Steel Pipe	5	2416S	724701-3

Nibbler & Shear Accessories

Shear Blades



Description	Model	Part #
Right Blade		725092-5
Center Blade	JS1300, XSJ01	725094-1
Left Blade		725093-3
Left & Right Blade Set	JS1670	792536-0
Center Blade		792537-8
Blade Set	JS1600	191383-0
Blade Set	JS3201	792287-5
Side Blade Set		725130-3
Center Blade Set	JS8000	725129-8
Shear Blade Kit		135168-4
Side Blade Set	JS1600	792533-6
Center Blade Set		792534-4

Punch



Model	Part #
JN1600	792265-5
JN1601, XNJ01	A-83951
JN3200, JN3201	792728-1

Die



Model	Part #
JN1600	792264-7
JN1601, XNJ01	A-15051
JN3200, JN3201	792292-2

Band Saw Accessories

Bi-Metal Band Saw Blades

32-7/8" x 1/2" x 0.020"

- Improved welding process for longer life
- Durable bi-metal construction
- Designed to cut non-ferrous metal, mild steel, cast steel, cast iron and stainless steel



Workpiece Thickness	TPI	1/Pkg. Part #	5/Pkg. Part #
1/4" - 1/2"	14		B-40543
NEW 1/8" - 1/4"	18	A-97570	
1/8" - 1/4"	18		B-40559
1/8"	24		B-40565

44-7/8" x 1/2" x .020"

- Bi-metal construction for up to 3x longer life than carbon blades
- Ideal for cutting a wide variety of materials including, rebar, pipe, all thread, and channel



Workpiece Thickness	TPI	1/Pkg. Part #
1/2" +	10	792557-B
1/4" - 1/2"	14	792557-A
1/8" - 1/4"	18	792556-A
1/8"	24	792555-A

Cutting Wax

- Extends blade life with easier cutting

Model	Part #
2107F/K, XBP01, XBP02	191897-9

Steel / Ferrous Metals

Carbide tooth Design for longer cutting life



Ultra Thin Kerf for faster more efficient cutting

Modified Triple Chip Grind for increased efficiency and life

BURR-FREE CUTTING.

Cool to the Touch
and Less Cost Per Cut.




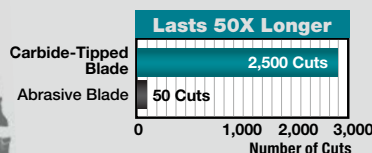
Carbide Abrasive



Carbide Abrasive



Carbide Abrasive



Cutting test performed in 2" x 2" x 1/4" Angle Iron



Diameter	Blade Type	No. Teeth	Arbor	Application	Model	Part #
5-3/8"	Ferrous Metal	30	5/8"	For cutting pipe, angle iron, and channel	XSC01	A-95037
5-3/8"	Ferrous Metal - Thin Gauge	50	5/8"	For cutting thin gauge corrugated sheet, metal studs, and more	XSC01	A-94524
NEW 5-7/8"	Ferrous Metal	32	5/8"	For cutting pipe, angle iron, and channel	XSC02	A-96095
NEW 5-7/8"	Ferrous Metal - Thin Gauge	52	5/8"	For cutting thin gauge corrugated sheet, metal studs, and more	XSC02	A-96104
6-1/4"	Ferrous Metal	46	5/8"	For cutting pipe, angle iron, and channel	5046DWDE	A-90685
6-1/4"	Ferrous Metal - Thin Gauge	56	5/8"	For cutting thin gauge corrugated sheet, metal studs, and more	5046DWDE	A-90691
7-1/4"	Ferrous Metal	38	5/8"	For cutting sheet, metal studs, angle iron, rebar, pipe, and tubing	4131	A-93821
7-1/4"	Ferrous Metal	48	5/8"	For cutting sheet, corrugated, metal studs, angle iron, rebar, pipe, and tubing	4131	A-93837
7-1/4"	Ferrous Metal - Thin Gauge	70	5/8"	For cutting thin gauge sheet, corrugated, and metal studs	4131	A-93843
7-1/4"	Ferrous Metal	36	5/8"	For cutting sheet, metal studs, angle iron, rebar, pipe, and tubing	4131	A-93815*
12"	Ferrous Metal	60	1"	For cutting tubing, angle iron, channel, and pipe	LC1230	A-90532
12"	Ferrous Metal	60	1"	For quiet cutting tubing, angle iron, channel, and pipe	LC1230	A-90722
12"	Ferrous Metal - Thin Gauge	78	1"	For cutting thin gauge tubing, angle iron, channel, and pipe	LC1230	A-90875

*Cermet Tipped

Stainless Steel



Ultra Thin Kerf for faster more efficient cutting

Special geometry for increased cutting efficiency

Special alloy tip for longer cutting life in stainless steel



Industrial Carbide-Tipped Hole Saws Available [See pg. 107](#)



Diameter	Blade Type	No. Teeth	Arbor	Application	Model	Part #
5-3/8"	Stainless Steel - Thin Gauge	56	5/8"	For cutting thin gauge tubing, angle iron, channel and sheet	XSC01	A-95794
NEW 5-7/8"	Stainless Steel	60	5/8"	For cutting thin gauge tubing, angle iron, channel and sheet	XSC02	A-96110
7-1/4"	Stainless Steel - Thin Gauge	64	5/8"	For cutting thin gauge sheet, metal studs, angle iron and pipe	4131	A-95875
12"	Stainless Steel	76	1"	For cutting tubing, angle iron, channel and pipe	LC1230	A-91039

Aluminum

Perfectly tensioned for flat, true run

Hardened steel for added durability, efficiency, and long life



Carbide-Tipped
Carbide-tipped blades cut cleaner than abrasive blades with burr-free ends that are cool to the touch




Diameter	Blade Type	No. Teeth	Arbor	Application	Model	Part #
5-3/8"	Aluminum	50	5/8"	For cutting thin gauge tubing, angle iron, channel and sheet	XSC01	A-95940
NEW 5-7/8"	Aluminum	52	5/8"	For cutting thin gauge tubing, angle iron, channel and sheet	XSC02	A-96126

Carbide-Tipped Saw Blades



Exclusive dual-beveled tooth face has two 10° angles



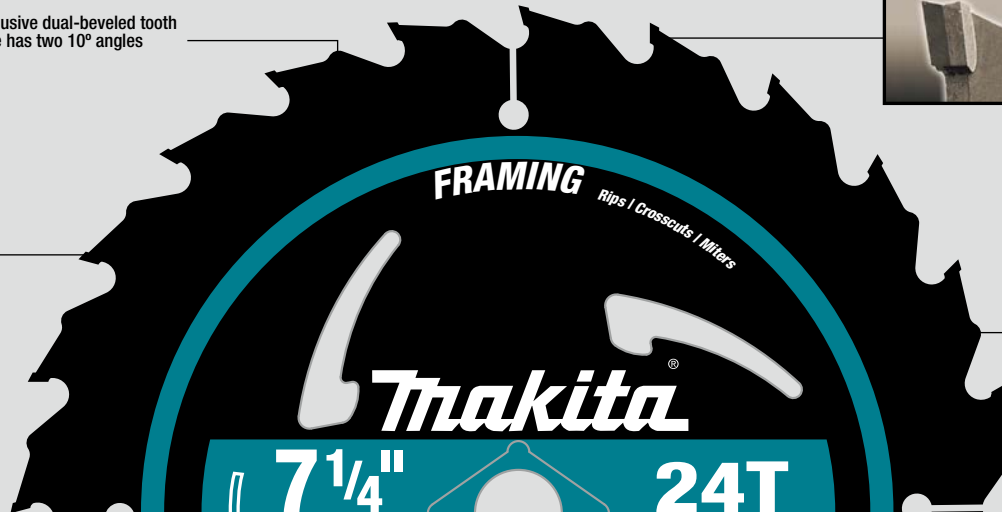
High grade C-3, fine-grain tungsten carbide tips for longer durability



"M" shaped tooth has two cutting points to provide the speed of a 24 tooth with the finish of a 48 tooth

ULTRA-COATED

Ultra-Coated blades provide reduced pitch build-up



General Contractor



Framing



Framing

Diameter	Blade Type	No. Teeth	Arbor	Grind	Hook	Plate	Kerf	Max. RPM	Model	Part #
3-3/8"	General Purpose	20T	15mm	ATB	20°	.028"	.039"	2,240	SH01W	A-95021
3-3/8"	General Purpose	24T	15mm	ATB	24°	.039"	.078"	2,240		721005-A
4-3/8"	General Purpose	12T	20mm	ATB	22°	.049"	.073"	13,890	4200NH	A-90093
4-3/8"	General Purpose	24T	20mm	ATB	10°	.055"	.078"	13,890		721107-6A
5-3/8"	General Purpose	16T	5/8"	ATAF	20°	.039"	.059"	4,500	XSS03	A-94904
5-1/2"	General Purpose	18T	5/8"	ATB	20°	.055"	.078"	10,900	5005BA	792335-0
6-1/2"	Crosscutting	48T	20mm	ATB	8°	.062"	.087"	9,250	SP6000K/K1	B-07353
6-1/2"	General Purpose	16T	5/8"	ATAF	20°	.039"	.059"	4,770	XSH03, XSS01	NEW T-01395
6-1/2"	General Purpose	24T	5/8"	ATB	20°	.039"	.059"	4,770		A-85092
6-1/2"	Framing	24T	5/8"	ATAF	20°	.039"	.059"	4,770		NEW T-01404
6-1/2"	Crosscutting	40T	5/8"	ATB	18°	.039"	.063"	4,770		A-90314
6-1/2"	General Purpose	40T	5/8"	ATAF	18°	.039"	.059"	4,770		NEW T-01410
7-1/4"	General Contractor	16T	5/8"	ATB	25°	.049"	.073"	8,300		A-90009-B-10 (10/pk)
7-1/4"	General Contractor	24T	5/8"	ATB	15°	.047"	.071"	8,300	5007F, 5007FA, 5007MG, 5007MGA, 5377MG, HS7600, 5477NB, XSH01	D-45989-10 (10/pk)
7-1/4"	Framing	24T	5/8"	"M"	15°	.047"	.071"	8,300		A-94839-10 (10/pk)
7-1/4"	Ultra-Coated Framing	24T	5/8"	"M"	15°	.047"	.071"	8,300		A-94530-10 (10/pk)
7-1/4"	Fine Crosscutting	40T	5/8"	ATB	20°	.049"	.073"	8,500		721251-A
8-1/4"	Framing	24T	5/8"	ATB	20°	.051"	.078"	5,700	5008MGA	D-21521
8-1/4"	Fine Crosscutting	40T	5/8"	ATB	20°	.055"	.079"	5,700		792377-A
10-1/4"	Framing	24T	5/8"	ATB	20°	.063"	.091"	5,870	5104	A-94910
16-5/16"	Beam & Timber	32T	1"	ATB	20°	.07"	.109"	3,500	5402NA	A-90956
16-5/16"	Beam & Timber	60T	1"	ATB	20°	.078"	.109"	3,500		792118-8

◀ Indicates cordless models

2-Pc. 6-1/2" Carbide-Tipped Circular Saw Blade Set

- Ultra-Thin Kerf carbide-tipped design provides smoother cuts with less drag on the motor and minimal material loss
- 1 ea. 16T and 24T 6-1/2" Carbide-Tipped Circular Saw Blade



Model	Part #
XSH03, XSS01	NEW T-01426

MNT™ Special Edition Steel Saw Blade



Official Power Tool of the Mexican National Team™



The MNT™ is composed of the best soccer players around the world. They continue to be one of the top teams on the world pitch. More Details [See pg. 80](#)

Diameter	Blade Type	No. Teeth	Arbor	Grind	Hook	Plate	Kerf	Max. RPM	Model	Part #
7-1/4"	MNT™ Ultra-Coated Framing	24T	5/8"	"M"	15°	.047"	.071"	8,300	5007F, 5007FA, 5007MG, 5007MGA, 5377MG, HS7600, 5477NB, XSH01	A-95928-10 (10/pk)

Steel Saw Blades



Diameter	Blade Type	No. Teeth	Arbor	Grind	Hook	Plate	Kerf	Max. RPM	Model	Part #
3-3/8"	General Purpose	50T	15mm	—	—	.031"	.046"	2,240	SH01W	721003-8
3-3/8"	Thin Materials	50T	15mm	—	—	.015"	.031"	2,240	SH01W	792299-8
16-5/16"	General Purpose	50T	1"	Chisel	20°	.062"	.093"	2,760	5402NA	792116-2

Miter Saw Blades

Alternate Top
ATAF
Alternate Face



ATAF (Alternate Top and Alternating Face) tooth design for ultra precision cutting

Micro-grain carbide teeth are honed with up to 600 grit for a mirror finish

ULTRA-COATED

Ultra-coated blades provide reduced pitch build-up

Premium Ultra-Coated

Japanese Ultra-Thin Kerf carbide-tipped design provide smoother cuts with less drag on the motor and minimal material loss



Ultra-Thin Kerf



Plate Thickness Hook Angle

Fully hardened and expertly hand-tensioned steel saw plates for true cuts



QUIET CUTTING
WITH LESS VIBRATION
Resin Bond Filled Laser Cut Slots

Ultra-coated blades feature resin bond filled laser cut slots for quiet and smooth cutting

Diameter	Blade Type	Application	No. Teeth	Arbor	Grind	Hook	Plate	Kerf	Max. RPM	Model	Part #
7-1/2"	Crosscutting	Hardwood, Softwood, Plywood, Fine Finish	40	5/8"	ATB	-18°	.055"	.075"	3,000	XSL01	A-90912
7-1/2"	Crosscutting	Hardwood, Softwood, Plywood	40	5/8"	ATAF	10°	.055"	.079"	8,040	XSL01, XSC02	A-90629
7-1/2"	Crosscutting	Hardwood, Softwood, Plywood	72	5/8"	ATAF	15°	.055"	.079"	8,040		A-94487
8-1/2"	Crosscutting	Hardwood, Softwood, Plywood	48	5/8"	ATB	5°	—	.094"	7,070	LS0815F	A-95934
10"	Premium Crosscutting (Ultra-Coated)	Construction Lumber, Plastics	40	5/8"	ATAF	5°	.071"	.091"	5,870	LS1016, LS1018, LS1040	A-94758
10"	Premium Smooth Crosscutting (Ultra-Coated)	Particleboard, Laminates	60	5/8"	ATAF	5°	.071"	.091"	5,870		A-94764
10"	Premium Fine Crosscutting (Ultra-Coated)	Hardwood, Softwood, Plywood	80	5/8"	ATAF	5°	.071"	.091"	5,870		A-94770
12"	Premium Crosscutting (Ultra-Coated)	Construction Lumber, Plastics	40	1"	ATAF	5°	.071"	.091"	5,000		A-94786
12"	Premium Crosscutting (Ultra-Coated)	Construction Lumber, Plastics	60	1"	ATAF	5°	.071"	.091"	5,000		A-94792
12"	Premium Smooth Crosscutting (Ultra-Coated)	Hardwood, Softwood, Plywood	80	1"	ATAF	5°	.071"	.091"	5,000	LS1216L, LS1221	A-94801
12"	Premium Ultra-Fine Crosscutting (Ultra-Coated)	Hardwood	100	1"	ATAF	5°	.071"	.091"	5,000		A-94817
12"	Premium Crosscutting (Ultra-Coated)	Hardwood, Softwood, Plywood	70	1"	ATB	0°	.075"	.098"	5,000		A-94443
14"	Crosscutting	Hardwood, Softwood, Plywood	80	1"	—	20°	—	—	4,300	LS1440	792297-7A

◀ Indicates cordless models

Alternate Top
ATAF
Alternate Face



ATAF (Alternate Top and Alternating Face) tooth design for ultra precision cutting

Micro-grain carbide teeth are honed with up to 600 grit for a mirror finish

Micro-Polished

Japanese Ultra-Thin Kerf carbide-tipped design provide smoother cuts with less drag on the motor and minimal material loss



Ultra-Thin Kerf



Plate Thickness Hook Angle

Fully hardened and expertly hand-tensioned steel saw plates for true cuts

Diameter	Blade Type	Application	No. Teeth	Arbor	Grind	Hook	Plate	Kerf	Max. RPM	Model	Part #
10"	Crosscutting (Micro-Polished)	Construction Lumber, Plastics	40	5/8"	ATAF	5°	.071"	.091"	5,870	LS1016, LS1018, LS1040	A-93669
10"	Smooth Crosscutting (Micro-Polished)	Particleboard, Laminates	60	5/8"	ATAF	5°	.071"	.091"	5,870		A-93675
10"	Fine Crosscutting (Micro-Polished)	Hardwood, Softwood, Plywood	70	5/8"	ATAF	5°	.071"	.091"	5,870		A-93550
10"	Fine Crosscutting (Micro-Polished)	Hardwood, Softwood, Plywood	80	5/8"	ATAF	5°	.071"	.091"	5,870		A-93681
12"	Crosscutting (Micro-Polished)	Construction Lumber, Plastics	40	1"	ATAF	5°	.071"	.091"	5,000		A-93706
12"	Smooth Crosscutting (Micro-Polish)	Particleboard, Laminates	60	1"	ATAF	5°	.071"	.091"	5,000	LS1216L, LS1221	A-93712
12"	Fine Crosscutting (Micro-Polished)	Hardwood, Softwood, Plywood	80	1"	ATAF	5°	.071"	.091"	5,000		A-93728
12"	Ultra-Fine Crosscutting (Micro-Polished)	Hardwood	100	1"	ATAF	5°	.071"	.091"	5,000		A-93734

Table Saw Blades



Diameter	Blade Type	Application	No. Teeth	Arbor	Grind	Hook	Plate	Kerf	Max. RPM	Model	Part #
10"	Ripping	General Purpose	24	5/8"	ATB	20°	.071"	.098"	5,990	2703, 2704, 2705	792736-2
10"	Ripping, Crosscutting	Thick/Thin, Hard/Soft Wood	32	5/8"	ATAF	20°	.071"	.102"	5,870	2703, 2704, 2705	A-94948

- Fully hardened and expertly hand-tensioned steel saw plates for true cuts

Fiber-Cement Saw Blades



Diameter	Blade Type	No. Teeth	Arbor	Grind	Hook	Plate	Kerf	Max. RPM	Application	Model	Part #
4"	Carbide-Tipped	16T	20mm	ATAF	10°	.046"	.062"	15,200	Fiber-Cement Siding, Roofing, Backerboard	5044KB	A-90439
7-1/4"	Carbide-Tipped	28T	5/8"	ATB	10°	.059"	.079"	8,250	Fiber-Cement Siding, Roofing, Backerboard	5057KB	A-90451
7-1/4"	Diamond-Tipped	4T	5/8"	FTG	12°	.063"	.087"	8,000	Fiber-Cement Siding, Roofing, Backerboard		A-95124
10"	Diamond-Tipped	6T	5/8"	—	—	—	—	6,000	Multi-Plank		A-95130
12"	Diamond-Tipped	8T	1"	FTG	8°	.071"	.098"	6,200	Multi-Plank		A-95146

- Designed for cutting fiber-cement materials
- Exclusive Makita heat vents reduce heat that causes build-up

Industrial Reciprocating Saw Blades



.062" thickness increases resistance to bending

Additional 7/8" width increases blade life

First tooth consistently centered on each blade for straight plunge cuts

Fully reinforced teeth minimizes teeth breakage

Cobalt content set to maximize blade durability and wear in high impact demolition applications

BIM Bi-Metal	Lasts 10X Longer than HCS blades
------------------------	--

Blade Thickness	Application
.035"	Flexible and standard
.050"	Heavy-Duty
.062"	Demolition

Demolition

Length	TPI	Width	Thickness	Material	Type	Application	3/Pkg. Part #	25/Pkg. Part #	100/Pkg. Part #
6"	6	7/8"	.062"	BIM	Taper Back	Demolition without blades bending in nail embedded wood, drywall	723072-A-3		
9"	6	7/8"	.062"	BIM	Taper Back	Demolition without blades bending in nail embedded wood, drywall	723073-A-3	723073-A-25	
12"	6	7/8"	.062"	BIM	Taper Back	Demolition without blades bending in nail embedded wood, drywall	723074-A-3		
6"	8/10	7/8"	.062"	BIM	Taper Back	Demolition without blades bending in metal, pipe, channels, angle iron	723075-A-3		
9"	8/10	7/8"	.062"	BIM	Taper Back	Demolition without blades bending in metal, pipe, channels, angle iron	723076-A-3	723076-A-25	
12"	8/10	7/8"	.062"	BIM	Taper Back	Demolition without blades bending in metal, pipe, channels, angle iron	T-02048		T-02054

Wood Cutting

Length	TPI	Width	Thickness	Material	Type	Application	5/Pkg. Part #	25/Pkg. Part #	100/Pkg. Part #
4"	6	3/4"	.035"	BIM	Taper Back	Nail embedded wood, plastic, composite materials	B-20432		
9"	3	3/4"	.050"	HCS	Taper Back	Very fast & aggressive cuts in green wood, firewood from 5/8" - 6"	723053-A-5		
9"	6	3/4"	.050"	HCS	Taper Back	Fast aggressive cuts in green wood, pruning tree branches, firewood from 5/8" - 6"	723052-A-5		
6"	6	3/4"	.050"	BIM	Straight Back	Fast cutting, nail embedded wood, insulating board, composition, light metal	723058-A-5		
6"	6	3/4"	.050"	BIM	Taper Back	Nail embedded wood, hard & soft wood, particleboard, plastic pipe from 1/4" - 4"	723054-A-5		723054-A-100
9"	6	3/4"	.050"	BIM	Taper Back	Fast cutting, nail embedded wood, insulating board, plywood, plastic pipe from 1/4" - 7"	723055-A-5	723055-A-25	723055-A-100
12"	6	3/4"	.050"	BIM	Taper Back	Fast cutting, nail embedded wood, insulating board, plywood, plastic pipe from 1/4" - 10"	723056-A-5	723056-A-25	723056-A-100
6"	6	3/4"	.050"	HCS	Taper Back	Fast & rough-in cuts in wood, plywood, particleboard, plastic from 1/4" - 4"	723050-A-5		
12"	6	3/4"	.050"	HCS	Taper Back	Fast & rough-in cuts in wood, plywood, particleboard, plastic from 1/4" - 10"	723051-A-5		

All-Purpose

Length	TPI	Width	Thickness	Material	Type	Application	5/Pkg. Part #	25/Pkg. Part #	100/Pkg. Part #
6"	10	3/4"	.035"	BIM	Straight Back	Nail embedded wood, metal, bar & pipe over 1/4"	723064-A-5	723064-A-25	
6"	10/14	3/4"	.035"	BIM	Straight Back	Nail embedded wood, composition, metal, plastic	723068-A-5		
9"	10/14	3/4"	.035"	BIM	Straight Back	Nail embedded wood, composition, metal, plastic	723070-A-5	723070-A-25	723070-A-100
12"	10/14	3/4"	.035"	BIM	Straight Back	Nail embedded wood, composition, metal, plastic	723071-A-5	723071-A-25	

Metal Cutting

Length	TPI	Width	Thickness	Material	Type	Application	5/Pkg. Part #	25/Pkg. Part #	100/Pkg. Part #
3-1/2"	18	Scroll	.035"	BIM	Scroll	Pipe, conduit, channel, metal from 3/16" - 1/4"	723061-A-5		
4"	14	3/4"	.035"	BIM	Straight Back	Irregular cuts in metal under 1/8"	723062-A-5		
6"	14	3/4"	.035"	BIM	Straight Back	Pipe, conduit, channel, metal from 3/16" - 1/4"	723065-A-5	723065-A-25	723065-A-100
4"	18	3/4"	.035"	BIM	Straight Back	Heavy gauge metal from 1/8" - 3/16", hard rubber	723063-A-5		
6"	18	3/4"	.035"	BIM	Straight Back	Pipe, conduit, channels, metal from 1/8" - 3/16"	723066-A-5	723066-A-25	723066-A-100
9"	18	3/4"	.035"	BIM	Straight Back	Bar & angle stock, galvanized pipe, stainless, metal from 1/8" - 3/16"	723069-A-5		
6"	24	3/4"	.035"	BIM	Straight Back	Pipe, conduit, channel, thin gauge metal from 18 gauge to 1/8"	723067-A-5	723067-A-25	

Specialty

Length	TPI	Width	Thickness	Material	Type	Application	2/Pkg. Part #	25/Pkg. Part #
6"	6	3/4"	.050"	BIM	Taper Back	Drywall, plaster, plastic from 5/16" - 4"		723060-A-5
8"	Coarse	3/4"	.040"	GRIT	Straight Back	Brick, tile, marble, stone, chalkboard, cast iron pipe, melamine, veneer, fiberglass	723077-A-2	

Cordless

Length	TPI	Width	Thickness	Material	Type	Application	5/Pkg. Part #
6"	Progressive	3/4"	.035"	BIM	Taper Back	Progressive tooth spacing for fast cuts in metal, conduit, plastic	723079-A-5
6"	Progressive	3/4"	.050"	BIM	Taper Back	Progressive tooth spacing for all-purpose fast cuts in variety of wood, metal, plastic	723080-A-5
6"	Progressive	3/4"	.035"	BIM	Taper Back	Fast cuts in metal, conduit and plastic	723082-A-5
6"	Progressive	3/4"	.035"	BIM	Taper Back	Fast cuts in a variety of materials including wood and metal	723083-A-5
8"	Progressive	3/4"	.050"	HCS	Taper Back	Progressive tooth spacing for fast & clean cuts in thick & thin wood from 1/4" - 4"	723078-A-5
8"	Progressive	3/4"	.035"	HCS	Taper Back	Fast cuts in thick and thin wood from 1/4" to 4"	723081-A-5

Reciprocating Blade Sets

Description	Part #
6-Pc. Bi-Metal Pack - (1) each: 6723054-A, 723064-A, 723066-A, 723061-A, 723079-A, 723080-A	723086-A-A
NEW 13-Pc. Recip Saw Blade Assortment Pack - 3 ea.: 723050-A, 723065-A, 723080-A, 2 ea.: 723055-A, 723073-A	T-02951

Reciprocating Saw Blades (Makita® Shank)Exclusively for use with Makita
Shank Cordless Reciprocating SawThin kerf for faster cuts
and longer battery life

Length	TPI	Type	Application	Model	Part #
4"	24	Taper Back	Mild steel, plywood	4390D/DW	792540-9
4-3/4"	9	Taper Back	General purpose wood cutting		792541-7
5-7/8"	9	Taper Back	General purpose wood cutting		792616-2
5-7/8"	24	Taper Back	Masonite, formica, plastics		792615-4

Jig Saw Blades**"T" (Tang) Shank**Fits all "T" (Tang) Shank
Jig SawsExpertly ground, reinforced teeth
engineered for clean, fast cuts
and reduced blade stress

Overall Length	Cutting Length	TPI	Material	Blade No.	Application	Wood	Plastic	Aluminum	Stainless	Mild Steel	5/Pkg. Part #
3"	1-3/4"	14	HCS	B-18	Scroll cutting of wood and plastics	1/8" to 1-3/8"	1/8" to 1-3/8"				792470-4
3"	2"	14	HSS	B-23	Decorative veneers	1/8" to 1-3/8"	1/8" to 1-3/8"	1/8" to 1/4"		1/16" to 1/4"	792474-6
3"	2"	18	HCS	B14	Thin materials	1/16" to 1-3/8"	1/16" to 1-3/8"				792466-5
3"	2"	18	HCS	B-15	Thin materials	1/8" to 1-3/8"	1/8" to 1-3/8"				792467-3
3"	2"	24	HSS	B-22	Mild steel, stainless steel & tough plastics		3/64" to 15/64"	1/16" to 1/8"	1/16" to 1/8"	1/16" to 1/8"	792473-8
3"	2"	24	HSS	B-27	Scroll cutting in mild steel		1/16" to 1/4"	1/16" to 1/8"	1/16" to 1/8"	1/16" to 1/8"	792478-8
3"	2"	32	HSS	B-24	Thin mild & stainless steel		3/64" to 1/8"	1/16" to 1/8"	1/16" to 1/8"	1/16" to 1/8"	792475-4
3-1/2"	2-1/2"	12	HSS	B-19	Decorative veneers with splinter-free down cutting teeth	1/8" to 2"	1/8" to 2"				792471-2
3-1/2"	2-1/2"	24	HSS	#51	Mild steel		1/16" to 3/16"	1/16" to 3/16"	1/16" to 1/8"	1/16" to 1/8"	792428-3
3-7/8"	2-3/4"	6	HCS	B-17	Scroll cutting in wood & plastics (Fast cutting)	3/16" to 2-3/8"	3/16" to 2-3/8"				792469-9
3-7/8"	2-3/4"	9	HSS	B-26	Scroll cutting in hardwoods & plastics	1/8" to 2-3/8"	1/8" to 2-3/8"	1/8" to 3/8"		1/8" to 3/8"	792477-0
3-7/8"	3"	9	HCS	B-11	Fast finish work in wood and plastics	1/8" to 2-3/8"	1/8" to 2-3/8"				792463-1
3-7/8"	3"	9	HSS	B-25	Hardwood, thick mild steel plate and tough plastics	1/8" to 2-3/8"	1/8" to 2-3/8"	1/8" to 1/4"	1/8" to 1/4"		792476-2
3-7/8"	3"	12	HSS	B-21	Finish work, plastics & aluminum	1/8" to 2-3/8"	1/16" to 3/8"				792472-0
4-1/8"	2-3/4"	6	HCS	B-16	Fast cutting of wood and plastics	3/16" to 2-9/16"	3/16" to 2-9/16"				792468-1
4-1/8"	3-1/8"	6	HCS	B-12	Fast finish work in wood and plastics	3/16" to 2-9/16"	3/16" to 2-9/16"				792464-9
4-1/8"	3-1/8"	8	HCS	B-13	General cutting of wood and plastics	3/16" to 2-9/16"	3/16" to 2-9/16"				792465-7
4-1/8"	3-1/8"	8	HCS	#58	Fast cutting of wood and plastics	3/16" to 2-9/16"	3/16" to 2-9/16"				792429-1
4-1/8"	3-1/8"	8	HCS	#59	Fast finish work in wood and plastics	3/16" to 2-9/16"	3/16" to 2-9/16"				792430-6
4-1/8"	2-1/2"	9	HCS	BR-13	Splinter-free cuts in wood with no sanding	3/16" to 2-9/16"					792729-9
4-1/8"	3-1/8"	9	HCS	B-10	Fast finish work, especially in plywood	1/8" to 2-9/16"	1/8" to 2-9/16"				792529-7
7-1/8"	5-7/8"	6	HCS	B-16L	Thick materials	3/16" to 5-1/4"	3/16" to 5-1/4"				792730-4


Jig Saw Blades (Makita® Shank)Exclusively for use with
Makita Shank Jig SawsBlade designed for clean cuts
and reduced deflection**Makita Shank**

Overall Length	Cutting Length	TPI	Material	Blade No.	Application	Wood	Plastic	Aluminum	Stainless	Mild Steel	Model	2/Pkg. Part #
2-3/8"	1-5/8"	24	HSS	#5	Mild steel		1/16" to 1/4"	1/16" to 1/8"	1/16" to 1/8"	1/16" to 1/8"		723008-4-2
3-1/8"	2-3/8"	8	HCS	#8	Fast finish scroll cutting of wood & plastics	3/16" to 2"	3/16" to 2"					723023-8-2
3-1/8"	2-3/8"	8	HCS	#9	Fast finish work in wood & plastics	3/16" to 2"	3/16" to 2"					723024-6-2
3-1/8"	2-3/8"	8	HCS	#10	Fast finish work, good in plywood	3/16" to 2"	3/16" to 2"					723025-4-2
3-1/8"	2-3/8"	9	HCS	#3	General cutting of wood & plastics	1/8" to 2"	1/8" to 2"					723010-7-2
3-1/8"	2-3/8"	9	HCS	#16	Scroll cutting of wood & plastics	1/8" to 2"	1/8" to 2"					792211-8-2
3-1/8"	2-3/8"	9	HSS	#4	Hardwood/thick mild steel plate & tough plastics	1/8" to 2"		1/8" to 1/4"		1/8" to 1/4"	4301BV, 4304/T, 4305/T, 4300D/DW, 4307D/DW	723011-5-2
3-1/8"	2-3/8"	12	HSS	#41	Plastics & decorative veneers (Splinter-free down cutting teeth)	1/8" to 2"	1/8" to 2"					792396-0-2
3-1/8"	2-3/8"	12	HSS	#39	General cutting of wood	1/8" to 2"						792222-3 (5/pkg)
3-1/8"	2-3/8"	14	HSS	#17	Scroll cutting of decorative veneer	1/16" to 2"	1/16" to 2"	1/16" to 1/4"		1/16" to 1/4"		792214-2-2
3-1/8"	2-3/8"	14	HSS	#2	Decorative veneers	1/8" to 2"	1/8" to 2"	1/16" to 1/4"		1/16" to 1/4"		723009-2-2
3-1/8"	2-1/8"	15	HSS	#42	Decorative veneers	1/16" to 2"	1/16" to 2"					792395-2-2
3-1/8"	2-1/8"	24	HSS	#1	Mild steel, stainless steel Also for corrugated plastics and tough plastics	1/16" to 1/4"	1/16" to 1/8"	1/16" to 1/8"		1/16" to 1/8"		723012-3-2

Straight and Groove Forming Bits

Straight - Single Flute

For rough routing, grooving and general stock removal. Single flute gives more efficient chip clearance for improved feed rates. 1/2" shank bits are for maximum strength production use.



Solid Carbide*

A	B	C	D	E	Part #
1/8	7/16	1-3/8	1/4	2	733003-1A

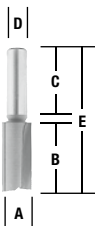
*Solid carbide cutting edge

Carbide-Tipped

A	B	C	D	E	Part #
1/4	1	1-3/16	1/4	2	733001-0A
1/2	2	2-1/16	1/2	4-1/4	733002-6A

Straight - 2 Flute

For general purpose routing and grooving where smoothness of cut and minimal vibration are desired.



Solid Carbide*

A	B	C	D	E	Part #
1/16	3/16	1-1/8	1/4	1-5/8	733250-A


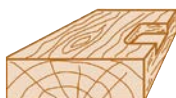
*Solid carbide cutting edge

Carbide-Tipped

A	B	C	D	E	Part #
3/16	7/16	1-3/8	1/4	2	733003-2A
1/4	3/4	1-3/16	1/4	2	733003-4A
1/4	1	1-3/16	1/4	2-1/4	733003-6A
5/16	1	1-1/8	1/4	2-1/4	733003-8A
3/8	1	1-1/8	1/4	2-1/4	733004-0A
3/8	1	1-1/4	1/2	2-3/4	733005-4A
7/16	1	1	1/4	2-1/8	733004-1A
1/2	1	1-1/8	1/4	2-1/8	733004-2A
1/2	1	1-5/16	1/2	2-5/8	733252-A
1/2	1-1/4	1-7/16	1/2	2-7/8	733005-6A
1/2	1-1/2	1-1/4	1/2	3-1/8	733005-8A
1/2	2	2	1/2	4-1/4	733005-9A
1/2	2-1/2	1-1/16	1/2	4-1/2	733254-A
5/8	3/4	1-1/8	1/4	2	733004-4A
3/4	3/4	1-1/8	1/4	2	733004-6A
3/4	1-1/4	1-1/4	1/2	2-7/8	733006-4A
7/8	1-1/4	1-3/16	1/2	2-7/8	733006-6A
1	1-1/4	1-3/16	1/2	2-7/8	733006-8A
1-1/4	1-1/4	1-7/16	1/2	2-7/8	733257-A

Hinge Mortising - 2 Flute

For fast stock removal, grooving, dados and hinge butt template work. Deep center gullet provides good chip clearance.

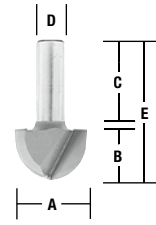


Carbide-Tipped

A	B	C	D	E	Part #
1/2	3/4	1-1/16	1/4	2	733006-9A

Core Box

For High-quality radius cuts, rounded grooves, letter cutting, beading, fluting and general ornamentation.

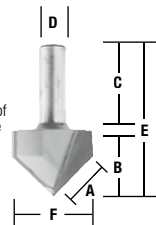


Carbide-Tipped

Radius	A	B	C	D	E	Part #
1/8	1/4	1/4	1-1/4	1/4	1-5/8	733008-2A
3/16	3/8	1/4	1-1/4	1/4	1-1/2	733008-4A
1/4	1/2	3/8	1-1/4	1/4	1-1/2	733008-6A
5/16	5/8	7/16	1-1/4	1/4	1-1/2	733008-8A
3/8	3/4	7/16	1-1/4	1/4	1-1/2	733009-0A
1/2	1	5/8	15/16	1/4	1-3/4	733270-A

90° Vee Grooving - 2 Flute

For sign lettering, decorative work, plank simulation on panels, and cabinet door grooving. Recommended maximum depth of cut is not greater than half of the cutting diameter, F.

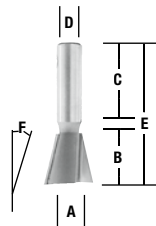


Carbide-Tipped

A	B	C	D	E	F	Part #
1/4	7/16	1-3/16	1/4	1-5/8	3/8	733009-2A
7/16	1/2	1-5/16	1/4	1-5/8	5/8	733009-4A
9/16	5/8	1	1/4	1-7/8	7/8	733009-5A

Dovetail Flute

For smooth dovetail joints and drawer fingers.

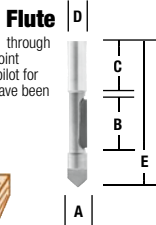


Carbide-Tipped

A	B	C	D	E	F	Part #
1/2	1/2	1-3/16	1/4	1-1/4	14°	733009-6A

Panel Pilot - Single Flute

For fast door and window cutouts through covering sheets. Drill-thru pilot point allows fast plunging and acts as pilot for guiding on framing after panels have been mounted.

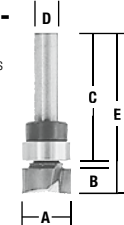


Carbide-Tipped

A	B	C	D	E	Part #
1/4	3/4	1	1/4	2-1/2	733030-2A
3/8	1	1	3/8	3	733030-4A
1/2	1-3/16	1-1/2	1/2	3-1/2	733030-6A

Top Bearing (Straight) - 2 Flute

For cutting grooves, dados and rabbets where template is on top of the workpiece. Cuts flush with bearing to give exact duplication of template.

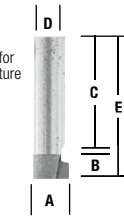


Carbide-Tipped

A	B	C	D	E	Part #
1/2	1/4	1	1/4	1-5/8	733325-A
1/2	1	1-1/4	1/4	2-1/2	733012-1A
5/8	1	7/8	1/2	2-3/4	733258-A
3/4	1	13/16	1/4	2-1/2	733259-A

Keyhole Slot

Plunge cut followed by a side movement of router produces the slot for screw and nail heads for mounting picture frames, plaques, etc.



Carbide-Tipped

A	B	C	D	E	Part #
3/8	3/8	1	1/4	1-1/2	733010-1A

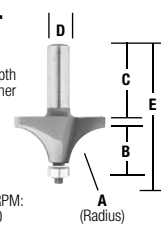
Edge Forming Bits

Corner Rounding - 2 Flute

For smooth decorative edge rounding or molding. Lower depth setting produces a rounded corner with a decorative bead.



1 MAX. RPM: 14,000

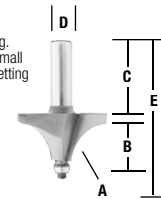


Carbide-Tipped Ball Bearing Pilot

A	B	C	D	E	Dia	Part #	
1/8	3/8	1-1/4	1/4	2	3/4	733120-1A	
3/16	1/2	1-1/4	1/4	2	7/8	733120-0A	
1/4	1/2	1-1/4	1/4	2	1	733120-2A	
1/4	1/2	1-5/16	1/2	2-1/8	1	733291-A	
5/16	1/2	1-1/4	1/4	2-1/16	1-1/8	733120-4A	
3/8	5/8	1-1/4	1/4	2-3/16	1-1/4	733120-6A	
1/2	3/4	1-1/4	1/4	2-1/4	1-1/2	733120-8A	
3/8	5/8	1-1/2	1/2	2-9/16	1-1/4	733121-0A	
1/2	3/4	1-1/2	1/2	2-5/8	1-1/2	733121-2A	
1	5/8	7/8	1-5/16	1/2	2-3/8	1-3/4	733292-A
1	3/4	1	1-5/16	1/2	2-3/8	2	733293-A
1	1	1-1/4	1-3/8	1/2	3-3/16	2-1/2	733329-A

Beading - 2 Flute

For decorative molding or edging. Rounds corners and produces small edge beads. Shallower depth setting eliminates top edge bead.



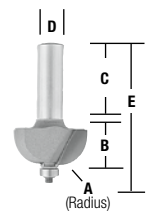
Carbide-Tipped Ball Bearing Pilot

A	B	C	D	E	Dia	Part #
3/16	1/2	1-1/4	1/4	2	7/8	733121-4A
1/4	1/2	1-1/4	1/4	2	1	733121-6A
5/16	1/2	1-1/4	1/4	2-1/16	1-1/8	733121-8A
3/8	5/8	1-1/4	1/4	2-3/16	1-1/4	733122-0A
1/2	3/4	1-1/4	1/4	2-1/4	1-1/2	733122-2A

Edge Forming Bits (cont'd)

Cove - 2 Flute

For decorative molding or edging. Produces inverted radii.

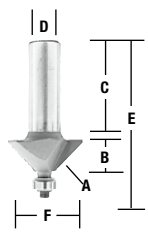


Carbide-Tipped Ball Bearing Pilot

A	B	C	D	E	Dia	Part #
1/4	9/16	1	1/4	2	7/8	733122-6A
3/8	9/16	1	1/4	2	1-1/8	733122-8A
1/2	3/4	1	1/4	2-1/4	1-3/8	733123-0A

Chamfering

For decorative molding bevel edging and mitered edging of panel joints.

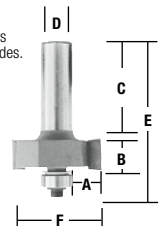


Carbide-Tipped Ball Bearing Pilot

A	B	C	D	E	Degree	F	Part #
5/8	1/2	1-1/4	1/4	2	45°	1-1/4	733124-4A
5/8	1/2	1-15/16	1/2	2-3/8	45°	1-1/4	733285-A
1-1/8	3/4	1-1/4	1/2	2-5/8	45°	2	733286-A
7/8	15/16	1-5/16	1/2	2-7/8	22-1/2°	1-1/4	733288-A

Rabbeting - 2 Flute

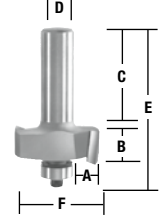
For rabbeting or step cutting edges without the use of router edge guides. Self-piloting. Popular in cabinet shops and boat yards.



Carbide-Tipped Ball Bearing Pilot

A	B	C	D	E	F	Part #
3/8	1/2	1-7/16	1/4	2	1-1/4	733124-2A
3/8	1/2	1-5/16	1/2	2-3/8	1-1/4	733282-A

Multi-Rabbeting - 2 Flute with 4 Ball Bearings



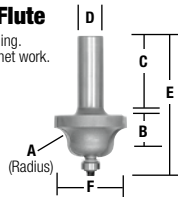
Carbide-Tipped Ball Bearing Pilot

A	B	C	D	E	F	Part #
*	1/2	1-5/16	1/4	2	1-3/8	733283-A
*	1/2	1-5/16	1/2	2-3/8	1-3/8	733284-A

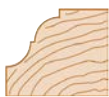
*4 Different Depths of Rabbet: 1/2", 7/16", 3/8" and 5/16"

Edge Forming Bits (cont'd)
Roman Ogee - 2 Flute

For decorative molding or edging. Popular for furniture and cabinet work.


Carbide-Tipped Ball Bearing Pilot

A	B	C	D	E	F	Part #
5/32	5/8	1-1/4	1/4	2-1/8	—	733123-2A
5/32	5/8	1-5/16	1/2	2-1/2	1	733279-A
1/4	7/8	1-1/4	1/4	2-1/4	—	733123-4A
1/4	7/8	1-5/16	1/2	2-5/8	1-3/8	733280-A

Double Roman Ogee - 2 Flute

Carbide-Tipped Ball Bearing Pilot

A	B	C	D	E	F	Part #
1/4	7/8	15/16	1/4	2-1/4	1-3/8	733281-A

Classical Bead and Cove

Gives a classical beauty to decorative edging or molding cuts.


Carbide-Tipped Ball Bearing Pilot

R1	R2	B	C	D	E	F	Part #
13/64	5/16	1/2	1	1/4	2	1-1/4	733125-0A
15/64	7/32	5/8	1	1/4	2-1/8	1-1/2	733125-2A

Classical Cove and Bead

For attractive decorative edges or molding cuts.


Carbide-Tipped Ball Bearing Pilot

R1	R2	B	C	D	E	F	Part #
5/32	5/32	1/2	1	1/4	2	1-1/8	733126-0A

Ogee with Fillet

Graceful ogee cut for decorative edging and molding cuts. Lower depth setting produces fillet for accent.


C.T. Ball Bearing Pilot

A	B	C	D	E	F	Part #
5/32	1/2	1	1/4	2-1/16	1-3/8	733125-4A

Wavy Edge

Continuously rounded steps for decorative edging and molding cuts. Resulting surfaces tend to remain dust free in usage.



A	B	C	D	E	F	Part #
5/32	11/16	1	1/4	2-1/4	1-1/4	733125-6A

Corner Bead

Attractive edge cut matches many older molding designs. Varying depth setting and more passes create different designs.


Carbide-Tipped Ball Bearing Pilot

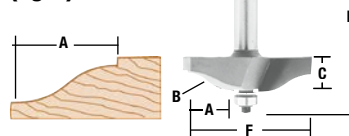
A	B	C	D	E	F	Part #
1/8	9/16	1	1/4	2-1/8	7/8	733125-8A

Bull Nose Bit - 2 Flute

Rounds full rounds on edge of workpiece. Can be used on thicker workpieces for full round nose with flats.


Carbide-Tipped

A	B	C	D	E	F	Part #
3/8	3/4	1-5/16	1/2	2-3/4	1-1/4	733295-A

Raised Panel Bit (Ogee) - 2 Flute


Max. RPM: 14,000 (733305-A)
Max. RPM: 20,000 (733303-A)

Carbide-Tipped Ball Bearing Pilot

A	B	C	D	E	F	Part #
1-1/16	3/4	5/8	1/2	2-1/2	2-5/8	733303-A
1-7/16	7/8	5/8	1/2	2-1/2	3-3/8	733305-A

Joinery / Slot Cutters
45° Lock Miter Bit


First piece is cut flat and the second is cut perpendicular to the first for a perfect fit. There is no need to realign the router depth, provided that the wood is centered to the cutting edge of the bit.


Carbide-Tipped

A	B	C	D	Part #
2-11/16	7/8	2-5/8	1/2	733335-A

Joinery / Slot Cutters (cont'd)
2-Pc. Ogee Stile and Rail


Includes two complete assemblies consisting of cutters, arbors, bearings


Carbide-Tipped Ball Bearing Pilot

A	B	C	D	Part #
3/8	3-5/16	1-1/16	1/2	733336-A

2-Pc. Bead Stile and Rail

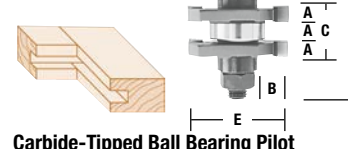
Includes two complete assemblies consisting of cutters, arbors, bearings


Carbide-Tipped Ball Bearing Pilot

A	B	C	D	Part #
3/8	3-5/16	1-1/16	1/2	733337-A

Reversible 2-Wing Tongue & Groove Assembly

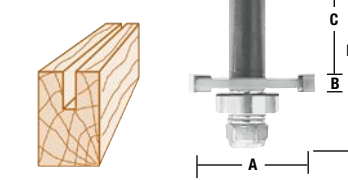
Makes both tongue and groove cut by reversing the assembly. Shims included for perfect alignment for 1/2" - 3/4" material.


Carbide-Tipped Ball Bearing Pilot

A	B	C	D	E	F	Part #
1/4	3/8	3/4	1/2	1-5/8	3	733307-A

Slotting Cutting Assemblies - 3 Flute

1/2" depth of cut. Smooth cutting slotting bit for weather stripping, "T" molding and splining.


Carbide-Tipped Ball Bearing Pilot

A	B	C	D	E	Part #
1-7/8	5/32	1-1/4	1/4	2-1/8	733300-A
1-7/8	3/16	1-1/4	1/4	2-1/8	733126-5A
1-7/8	1/4	1-1/4	1/4	2-1/8	733126-6A

Laminate Trimming Bits
Supertrim™ Flush Trim

New upshear trim bits for exceptional speed and super-fine finish. Furnished with steel bearing.



A	B	C	D	E	Part #
3/4	1-1/2	1-1/4	1/2	3-7/8	733326-A

Laminate Trimming Bits (cont'd)
Flush Trimmer - Self-Piloting

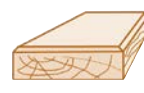
For flush, square edges on plastic laminates. Small diameter allows intricate and close quarter cuts. No router guides are necessary.


Solid Carbide

A	B	C	D	E	Part #
1/4	1/4	1-1/16	1/4	1-1/2	733128-0A

Flush Trimmer - 2 Flute

For fast, smooth and accurate 90° flush trimming applications. Non marring ball bearing pilot.


Carbide-Tipped Ball Bearing Pilot

A	B	C	D	E	Part #
1/4	1/2	1	1/4	2-1/4	733128-1A
3/8	1/2	1	1/4	2-1/8	733128-7A
3/8	1	1-1/4	1/4	2-5/8	733128-8A
1/2	1/2	1-1/4	1/4	2-1/4	733128-9A
1/2	1	1-1/4	1/4	2-5/8	733129-0A
1/2	1	1-1/4	1/2	3-1/4	733129-1A
1/2	2	1-1/4	1/2	4-1/4	733274-A

Flush Trimmer - 3 Flute

For extra smooth flush 90° trimming and chatter free cuts.


Carbide-Tipped Ball Bearing Pilot

A	B	C	D	E	Part #
1/2	1	1	1/4	2-5/8	733129-3A

No File™ Trimmer

Eliminates hand filing of laminates that normally follows trimming. These specially designed tools will flush trim the laminate and break the sharp edge all in one pass.


Carbide-Tipped Ball Bearing Pilot

A	B	C	D	Part #
1/2	3/8	1-7/8	1/4	733327-A

7° Bevel Trimmer - Self-Piloting

For 7° bevel edging on plastic laminates. Small diameter allows intricate and close quarter cuts. No router guides are necessary.


Solid Carbide

A	B	C	D	E	Part #
3/16	1/4	1-1/16	1/4	1-1/2	733128-2A

Bases / Sub Bases / Dust Nozzle

Description	Model	Part #
Standard Base Assembly		193103-8
D-Handle Base Assembly		193104-6
Plunge Base Assembly	RD1101, RF1101, RP1101	193457-3
1" Sub Base		193373-9*
2-1/2" Clear Sub Base		193155-9
Plunge Base Assembly		195563-0
Tilt Base	RT0700C, RT0701C	195561-4
Offset Base		195562-2
Fixed Base Handles	RT0700C, RT0701C	196924-7

*Accepts 2-pc. Template Guides



Description	Model	Part #
Tilt Base	3700B, 3708FC	122390-2, 153351-1
Fixed Base	3707FC, 3708FC	417748-1
Trimmer Shoe	3700B	155263-4
Trimmer Guide	RT0700C, RT0701C	122703-7

Template Guides & Adapter

Description	Size A	Size B	Size C	Model	Part #
2-Pc. Template Guide					
	57/64	1	7/16	3606*	193235-1
	21/32	3/4	9/16	3621*	193261-0
	11/32	7/16	5/32	3707FC	193262-8
	13/32	1/2	5/16	3708FC	193263-6
	9/32	3/8	5/16	RD1101	193264-4
	5/8	51/64	9/16	RF1101	193265-2
	17/32	5/8	9/16	RT0700C	193266-0
	17/32	5/8	7/32	RT0701C	193366-6
	Template Guide Nut sold separately				
	*Use with corresponding Template Guide Adapter				

Description	Part #
Template Guide Nut (Use with above Template Guides)	252627-4

Description	Size A	Size B	Size C	Model	Part #
1-Pc. Template Guide Adapter					
	1-3/16	1-3/8	9/32	3612, 3612C, 3621, 3707FC, 3708FC, RP1800, RP0900, RP2301FC	321492-3

	Size A	Size B	Size C	Model	Part #
1-Pc. Template Guide					
	19/64	3/8	29/64		164379-4
	23/64	7/16	33/64	3606, 3612, 3612C, 3621,	164775-6
	7/16	1/2	33/64	RP0900K,	164776-4
	9/16	5/8	33/64	RP1800,	164835-4
	45/64	25/32	33/64	RP2301FC,	164393-0
	15/16	1-1/16	33/64	RT0700CX3	164470-8

Portable Tripod Light Stand

Description	Model	Part #
Portable Tripod Light Stand	DML805	GM00001381

Flood Light sold separately

- Durable, lightweight metal construction for long life and easy portability
- Includes attachment for utilizing two lights
- Sturdy three legged design for maximum stability
- Tripod telescopes to 58"
- Collapsible design for optimal portability

Guides / Holders

Description	Model	Part #
Straight Guide		
	RD1101, RF101, RP1101	193073-1
	3606	123058-3
	3621, RP0900K, RT0701C	164834-6
	3612/C, RP1800, RP2301FC	342428-9*
	3709, RT0700C	122704-5
	3601B	123029-0
Guide Holder	RP1800, RP2301FC	122700-3
Guide Holder Set	RT0700C	195564-8
Trimmer Guide		
	3612/C, RP1800, RP2301	123022-4*
Trimmer Guide Assembly	RP0900K	STEX122385
Router Guide		
	RP2301FC, RP1800, RD1101, RP0900K, 3606, RT0700CX3	194579-2
Guide Rail (55" (118"))	Use with 194579-2	194368-5, 194367-7
Clamp Set	Use with 194368-5 and 194367-7	194385-5

*For use with corresponding guide holder

Collets

Description	Diameter	Model	Part #
Collet w/Nut	1/4"	RD1101	193214-9
Collet only	1/2"	3601B	763623-2
Collet only	1/2"	RF1101	763643-6
Nut only (For use with 1/2" Collet)		RP1101	763642-8
Collet Cone			
	1/8"	XOC01	763677-9
	1/4"	3621, RP0900K, RT0700C, RT0701C	763637-1
	1/4"	3606, 3700B, 3707FC, 3708FC	763608-8
	3/8"	RT0700C, RT0701C	763619-3
	1/2"	3601B	763623-2
	1/2"	3612/C, RP1800, RP2301FC	763622-4
Collet Sleeve			
	1/4" (I.D.)	3612/C, RD1101, RF1101, RP1800, RP2301FC	763803-0
	3/8" (I.D.) 1/2" (O.D.)	RP1101	763805-6

Vacuum Adapters

Description	Model	Part #
Adapter For connection to vacuum hose		
	RD1101, RF1101/KIT, RP1101	193379-7
	RP0900K, RT0700CX3, RT0701CX3	194733-8
	RT0700C, RT0701C	195559-1
	RP2301FC, RP1800	P-80023
	3606, 3612/C, 3621	192035-6

Interlocking Cases

SMARTER FEATURES Convenient. Customizable.

Top and side handles for convenient lifting

Interlocking latches link cases together

Reinforced lid provides stable stacking platform

Corresponding channels prevent cases from shifting

Optional Customizable Foam Insert

[Learn More](https://www.makitatools.com/InterlockingCases) [makitatools.com/InterlockingCases](https://www.makitatools.com/InterlockingCases)

Description	Size	Part #
Small	4-3/8"x15-1/2"x11-5/8"	197210-9
Medium	6-1/2"x15-1/2"x11-5/8"	197211-7
Large	8-1/2"x15-1/2"x11-5/8"	197212-5
X-Large	12-1/2"x15-1/2"x11-5/8"	197213-3
Foam Insert	2-1/2"x15-1/8"x11-1/4"	T-02571
Replacement Latch	-	453974-8

Tool Bags

Description	Model	Part #
Tool Bag	XT250, XSH01X	831271-6
Tool Bag	LCT200W, LCT300W, LCT400W	831274-0
Tool Bag	XT405, XT406, XT407	831284-7
Tool Bag with Wheels	LXT601, LXT702, LXT902, LXT1500	831269-3
14" Contractor Tool Bag		831253-8
21" Contractor Tool Bag		831303-9

Abrasive Paper

4-1/2" x 5-1/2" Sheets



Grit	Model	5/Pkg. Part #	10/Pkg. Part #
#60	B04556/K	742509-3-5	
#80		742523-9-5	
#100		742510-8-5	
#150		742511-6-5	
#180		742512-A-5	742512-A
#240		742513-A-5	742513-A

PSA (Pressure Sensitive Adhesive) Paper

5" Round Disc

Use with Pad #743056-7



Grit	Model	Part #	Qty.
#60	B05030/K, B05031K, B05041K	5	742131-A
#80		5	742132-A
#80		50	742132-A-50
#100		5	742133-A
#120		5	742134-A
#180		5	742135-A
#240		5	742136-A

PSA (Pressure Sensitive Adhesive) Discs

5" Round Disc

Use with Pad #743031-3



Grit	Model	5/Pkg. Part #
#60	B04530	742095-4
#80		742095-8A
#100		742096-2
#120		742096-6A
#150		742097-0
#180		742097-7A

6" Round Disc

Use with Pad #743032-1



Grit	Model	5/Pkg. Part #
#60	B04530	742098-8
#100		742099-6
#120		742101-5
#150		742100-7
#180		742102-3

Replacement Pads

Hook & Loop Backing Pad

Use with Hook & Loop abrasive paper



Size	Type	Model	Part #
4-1/2" x 9"	General Purpose	B04900V	193522-8
5" Round	Flat Sanding	B05030/K, B05031K, B05041K	743081-8
5" Round	Contour Sanding	B05041K	743022-A
6" Round	General Purpose		A-91207
6" Round	Flat Sanding	B06030, B06040,	A-91198

4-3/8" x 4" Backing Pad



Type	Model	Part #
Finishing	B04556K	158324-9

Pressure Sensitive Pad

Use with PSA (Self Adhesive)



Size	Model	Part #
5" Round		743031-3
6" Round	B04530	743032-1
4" x 4-3/8"		743030-5
5" Round	B05030/K, B05031K, B05041K	743056-7

Abrasive Belts

3/8" x 21"



Size	Grit	Model	10/Pkg. Part #
3/8" x 21"	#40	9032	A-34447
	#60		A-34453
	#80		A-34469
	#100		A-34475
	#120		A-34481

1/2" x 21"



Size	Grit	Model	10/Pkg. Part #
1/2" x 21"	#40	9032	A-34562
	#60		A-34578
	#80		A-34584
	#100		A-34590
	#120		A-34609

1-1/8" x 21"



Size	Grit	Model	10/Pkg. Part #
1-1/8" x 21"	#40	9031	742301-7
	#60		742302-5
	#80		742303-3
	#100		742304-1
	#120		742305-9
	#150		742334-2
	#180		742336-A
	#220		742337-A
	#240		742335-A

- General-purpose aluminum-oxide construction
- For wood, plastics, resins and metals

Arm Assembly



Size	Model	Part #
1/4"	9032	125157-7
3/8"		125158-5
1/2"		125159-3

3" x 18"



Grit	Model	2/Pkg. Part #	10/Pkg. Part #
#40	9910, 9911	794552-A-2	794552-A
#60		794553-A-2	794553-A
#80		794551-A-2	794551-A
#100		794554-A-2	794554-A
#120		742313-A-2	742313-A

3" x 21"



Grit	Model	2/Pkg. Part #	10/Pkg. Part #
#40	9901, 9903	794119-F-2	742306-7
#60		794119-A-2	742307-5
#80		794119-B-2	742308-3
#100		794119-C-2	742309-1
#120		794119-D-2	742310-6

3" x 24"



Grit	Model	2/Pkg. Part #	10/Pkg. Part #
#40	9920, 9924DB	794119-E-2	742311-4
#60		794237-A-2	742312-8A
#80		794237-B-2	742312-8B
#100		794237-C-2	742312-8C
#120		794237-D-2	742312-8D

4" x 24"



Grit	Model	2/Pkg. Part #	10/Pkg. Part #
#40	9403, 9404	794237-F-2	742312-8F
#60		794133-A-2	742320-3
#80		794133-B-2	742321-1
#100		794133-C-2	742322-9
#120		794133-D-2	742323-7

- High-quality aluminum-oxide grain abrasive for increased durability and sharpness
- Open-coat grain distribution and resin glue coating reduces grain clogging and improves finish on wood surfaces
- Heavyweight backing reduces edge tear-out for more sanding
- Ideal for quick removal of material on large sections of wood and metal

Wheel Sander Accessories

Wheels

Designed for many applications



Description	Model	Part #
Slit paper for sanding (#40 Grit)	9741	794380-1
Wire brush for metal finishing		794382-7
#80 Grit - Coarse		794384-3

Nylon Brush Wheels

Removes rust



Description	Model	Part #
#100 Grit - Medium		794379-6
#240 Grit - Fine		794383-5

Authorized Makita® Distributors

Makita tools are sold through authorized Makita distributors. They are established throughout the United States with well-balanced inventories to assure you fast delivery; and are staffed with experienced personnel to assist you in selecting the proper tools for your specific requirements.

Listed

Any Makita tool that bears the UL or CSAus mark has been evaluated by Underwriters Laboratories, Inc. or the Canadian Standards Association, (NRTL approved) to meet the OSHA requirements.



Trade Associations

Makita U.S.A., Inc., is an associate member of the following trade and standards associations:



Instruction Manual

For your safety and best optimum tool performance, be sure to read, understand, and follow all the safety and operating procedures listed in the instruction manual before connecting your tool to a power source. An instruction manual is furnished with every Makita tool. If yours is lost, stay safe! Contact the nearest Makita Sales Office/Distribution Center for a replacement, or visit makitatools.com.

Double Insulation

Most Makita tools do not require 3-prong "grounded" plugs because they are "DOUBLE INSULATED". Double insulated tools protect the user by two independent insulation systems. These systems shield the electric motor components from the outer motor housing and gripping areas of the tools. All Double Insulated Makita power tools are denoted by the double square safety mark.

Units of Measurement

Amp Hour: (Ah) The standard measure of capacity for a rechargeable battery. The quantity of electricity that passes through a circuit in one hour when the rate of flow is one ampere.

Watt Hour: The practical unit of energy capacity. Equal to the battery voltage multiplied by the amp hours of that battery.

Maximum Watts Out: An accurate unit measurement of power from an electric motor. One watt equals the amount of power required to maintain a current of one ampere at a pressure of one volt.

Vibration: (m/s²) measurements are made in the direction of feed force and with three axes of a basicentric co-ordinate system. Measurements shall be carried out at a point halfway along the length of the handles or where an operator normally holds the tool. If the placing of the switch actuator makes this impossible then the accelerometer is placed as close as possible to the hand between the thumb and the index finger.

Joules: (J) The basic unit measuring impact energy. Equal to the amount of work done by force of one Newton acting through a distance of one meter in the direction of the force.

Newton Meters: (N•m) A unit of the meter-kilogram-second system equal to the energy expended, or work done, by a force of one newton acting through a distance of one meter and equal to one joule. N•m → ft.lbs., multiply by .7380.

EPTA Standard for Stated Net Weight Values: Makita Industrial Power Tools are weighed in accordance to standards set by the European Power Tool Association (EPTA). In catalogs, the attribute is designated as weight without the cord, and for cordless products as weight including batteries, unless otherwise noted.

Common Abbreviated Terms

The following abbreviations are used throughout this catalog:

Ah—Amp per hours

BPM—Blows Per Minute

CFM—Cubic Feet per Minute

FPS—Feet Per Second

IPM—Impacts Per Minute

Li-Ion—Lithium-Ion

N•m—Newton•meters

Ni-Cd—Nickel Cadmium

Ni-MH—Nickel Metal-Hydride

OPM—Orbits Per Minute

Pkg.—Package

Qty.—Quantity

RPM—Revolutions Per Minute

SFPM—Surface Feet Per Minute

SPM—Strokes Per Minute

TPI—Teeth Per Inch

VAC—Volts Alternating Current

VDC—Volts Direct Current

Symbols Used in this Catalog

	7.2V Lithium-Ion		Hook & Loop
	12V max Lithium-Ion		Hybrid 4 Function
	36V Lithium-Ion		Impact GOLD®
	18V X2 Lithium-Ion		Includes Battery, Charger, Tool Case, Tool Bag
	18V X2 Brushless Lithium-Ion		Interna-Lok™
	18V + 18V = 36V		Laser
	Accepts 1-1/8" Hex		Laser Radiation – Caution
	Accepts 3/4" Hex - 21/32" Round		L.E.D.
	Accepts Makita small		LXT® Lithium-Ion
	Accepts SDS-MAX		LXT® Lithium-Ion Brushless
	Accepts SDS-PLUS		Magnesium™
	Accepts Spline shank		Makita®
	AC/DC		MM2™ Makita® Mini 2-Stroke Engine
	Advanced Directional Air Flow™		MM4™ Makita® Mini 4-Stroke Engine
	Ah – 2.0Ah, 3.0Ah, 4.0Ah, 5.0Ah Battery		Mossy Oak® Breakup Infinity
			Nailer Degrees: 15°, 21°
			Oil Impulse™
			Pneumatics
	AMP – 11 AMP, 12 AMP, 13 AMP, 15 AMP		Push Drive™
	Automatic Speed Change™		Quick-Shift Mode™
	Advanced AVT™		Sidewinder® Angle Drills
	AVT® - Anti-Vibration Technology		SJS® - Super Joint System
	L.E.D. Battery Charge Time Indicator		SJSII™
	Big Bore™		Thruster® SDS-PLUS Rotary Bit
	Bluetooth™		Thruster® Percussion
	Compact Lithium-Ion		UltraFast®
	CXT™ Lithium-Ion		XPT™ - Extreme Protection Technology
	CXT™ Lithium-Ion Brushless		Xtract Vac®
	Demolisher™ Recipro Blades		Z-Tool Available
	DXT® Deep and eXact Cutting Technology		
	Gauge – 16, 18		
	High Pressure® Technology		

Trademarks

The following are trademarks for Makita Power Tools and Accessories:

Advanced Directional Air Flow™

Automatic Speed Change™

AVT®

Advanced AVT®

BlueMaks™

CXT™ Lithium-Ion

CXT™ Brushless Lithium-Ion

Demolisher™

DXT®

eLuminate™

Finder/Driver™

HP® - High Pressure

Impact GOLD®

Interna-Lok™

LXT® Lithium-Ion

LXT® Brushless Lithium-Ion

Makita®

Makstar™

Maximum Cordless™

MForce™-SL

MM2™ – Makita® Mini 2-Stroke Engine

MM4® – Makita® Mini 4-Stroke Engine

More Power. Less Weight. Better Engineering®

Oil Impulse™

Push Drive™

Quick-Shift Mode™

Rocket 6000™

Sidewinder™

Stubby Finder/Driver™

SJS® - Super Joint System

SJSII™

Thruster®

UltraFast®

UltraLok™

Vision Finder/Driver™

The MAKITA Logo™

18V POWER. 12V WEIGHT.™

XPT™ - Extreme Protection Technology

XtractVac®

The MAKITA TEAL COLOR is the trade dress of Makita Corporation and is protected under common law and registered with the U.S. Patent and Trademark Office. The Makita Black & White color combination is the trade dress of Makita Corporation and is protected under common law and registered with the U.S. Patent and Trademark Office.

Safety Precautions

Read, understand and follow all instructions and warnings in tool or charger instruction manual as well as those provided with recommended accessories.

Keep guards in place and in working order.
Use recommended accessories only.

Check damaged parts. (Before further use of the tool, a guard or other part that is damaged should be carefully checked to determine that it will operate properly and perform its intended function). A guard or other part that is damaged should be properly repaired or replaced by an authorized service center.

Keep work area clean. Cluttered areas and benches invite injuries. **Consider work area environment.** Do not use power tools in damp or wet locations. Keep work area well lit. Do not expose power tools to rain. Do not use tools or chargers in presence of flammable liquids or gases.

Keep children away. All visitors should be kept away from work area.

Store idle tools. When not in use, tools should be stored high or locked up out of reach of children.

Use the right tool. Do not force a small tool or attachment to do the job of a heavy duty tool. Do not use tool or accessories for purpose not intended. Only use proper, recommended accessories for the tool being used. Only use genuine Makita® batteries and chargers.

Dress properly. Do not wear loose clothing or jewelry. They can be caught in moving parts. Wear protective hair covering to contain long hair.

Use safety glasses whenever operating any tool. Makita® safety goggles and glasses are available (part no. 191686-2, 191684-A and 191685-A). Also use face or dust mask if operation is dusty.

Don't abuse cord. Never carry tool by cord or yank it to disconnect from receptacle.

Secure work. Use clamps or a vise to hold workpiece. It can be safer and it frees both hands to operate and control tool.

Maintain tools with care. Keep tools sharp and clean for best and safest performance. Follow instructions for lubrication and changing accessories.

Un-plug tools. When not in use, before servicing, and when changing accessories. Remove adjusting keys and wrenches. Form a habit of checking to see that keys and adjusting wrenches are removed from tool before turning it on.

Avoid unintentional starting. Don't carry plugged-in tool with finger on switch. Be sure switch is OFF when plugging in.

Outdoor use extension cords. When tool is used outdoors, use only extension cords intended for use outdoors and so marked.

Guard against electric shock. Prevent body contact with grounded surfaces. For example: pipes, radiators, ranges and refrigerator enclosures.

Replacement parts. When servicing, use only genuine Makita® replacement parts.

Never leave tool running unattended. Turn power off. Don't leave tool until it comes to a complete stop.

Limited Warranty

Every Makita® tool is thoroughly inspected and tested before leaving the factory. If you are not satisfied with any Makita® tool within 30 days of purchase, return it and Makita® will provide, at Makita's option, a replacement or refund. Each Makita® tool is warranted to be free of defects from workmanship and materials for the period of ONE YEAR from the date of original purchase. Should any trouble develop during the one-year period, return the COMPLETE tool, freight prepaid, to one of Makita's Factory or Authorized Service Centers. If inspection shows the trouble is caused by defective workmanship or material, Makita® will repair (or at our option, replace) without charge.

Every Makita® tool is thoroughly inspected and tested before leaving the factory. If you are not satisfied with any Makita Lithium-Ion tool within 30 days of purchase, return it and Makita® will provide, at Makita's option, a replacement or refund. Each Makita® Lithium-Ion Power tool, Battery, and Charger is warranted to be free of defects from workmanship and materials for the period of THREE YEARS from the date of original purchase. Should any trouble develop during the three-year period, for the Lithium-Ion Power tool, Battery, and/or Charger, return the COMPLETE Power tool, Battery and/or Charger, freight prepaid, to one of Makita's Factory or Authorized Service Centers.

If inspection shows the trouble is caused by defective workmanship or material, Makita® will repair (or at our option, replace) without charge. This warranty does not apply to Makita® Accessories.

Each Makita® Pneumatic Nailer is thoroughly inspected and tested before leaving the factory. If you are not satisfied with any Makita® Pneumatic Nailer within 30 days of purchase, return it and Makita® will provide, at Makita's option, a replacement or refund. Every Makita® Pneumatic Nailer is warranted to be free of defects from workmanship and materials for the period of THREE YEARS from the date of original purchase. Should any trouble develop during the three-year period, return the COMPLETE Pneumatic Nailer, freight prepaid, to one of Makita's Factory or Authorized Service Centers. If inspection shows the trouble is caused by defective workmanship or material, Makita will repair (or at our option, replace) without charge.

These warranties do not apply to Makita® Accessories or Makita® Pneumatic Nailer Accessories or where:

- Repairs have been made or attempted by others
- Repairs are required because of normal wear and tear
- The Power Tool, Battery, or Charger has been abused, misused, improperly maintained
- Alterations have been made to the Power Tool, Battery, or Charger
- The Power Tool or Charger has been used with non-genuine or "knock-off" battery

IN NO EVENT SHALL MAKITA BE LIABLE FOR (A) ANY INDIRECT, INCIDENTAL, PUNITIVE OR CONSEQUENTIAL DAMAGES ARISING FROM THE SALE OR USE OF THE PRODUCTS SOLD HEREUNDER, OR (B) ANY AMOUNT IN EXCESS OF THE AMOUNT ACTUALLY PAID TO MAKITA FOR THE PRODUCTS SOLD HEREUNDER FOR ANY LIABILITY ARISING FROM THE SALE OF USE OF THE PRODUCTS SOLD HEREUNDER. THIS LIMITATION APPLIES BOTH DURING AND AFTER THE TERMS OF THE WARRANTY. MAKITA DISCLAIMS LIABILITY FOR ANY IMPLIED WARRANTIES, INCLUDING IMPLIED WARRANTIES OF "MERCHANTABILITY" AND "FITNESS FOR A SPECIFIC PURPOSE," AFTER THE THREE-YEAR TERM OF THIS LIMITED WARRANTY.

This limited warranty gives you specific legal rights, and you may also have other rights which vary from state to state. Some states do not allow the exclusion or limitation of incidental or consequential damages, so the above limitation or exclusion may not apply to you. Some states do not allow limitation on how long an implied warranty lasts, so the above limitation may not apply to you.



Disclaimer

Makita® U.S.A., Inc., reserves the right to make changes or improvements on its products without incurring an additional obligation including any obligation to make corresponding changes or improvements to products previously manufactured or sold. Makita® reserves the right to discontinue products at any time without notice. All illustrations and photographs displayed in this catalog are the property of Makita® U.S.A., Inc., and shall not be duplicated or reproduced without the express written consent of Makita® U.S.A., Inc.

Contact Makita®

1-800-4MAKITA

1-800-462-5482
makitatools.com



Choose Genuine Makita® Parts & Accessories

“KNOCK-OFF” MAKITA® LITHIUM-ION BATTERIES MAY BURST CAUSING FIRES, PERSONAL INJURIES OR PROPERTY DAMAGE



CAUTION MAKITA® U.S.A., INC. NOTIFIES TOOL USERS OF THE HAZARDS AND RISKS OF USING NON-GENUINE (“KNOCK-OFF”) MAKITA LITHIUM-ION BATTERIES.

Makita® Lithium-Ion batteries are manufactured to strict standards, and are engineered with internal electronic circuitry to monitor the battery conditions when in use with Makita® tools and chargers. By using a non-genuine Makita® “knock-off” battery or batteries that have been altered, the sophisticated electronic communication system between the battery and charger as well as between the battery and the tool may be defeated. This will result in:

- Voiding the Makita® Warranty for the Makita® tool and charger
- Voiding the UL/CSA Standards approval of the tool

When using non-genuine Makita® batteries, there is also a risk of:

- The battery bursting that may result in personal injury and/or property damage
- Possible fire damage to the tool, the battery and/or the charger
- Unknown tool performance

Makita® bears no liability for accidents, personal injury or property damage (or damage to batteries, tools or chargers) that occurs as a result of the use of “knock-off” batteries, or batteries that have been repaired or altered in any way.

Don't be fooled! Genuine Makita® batteries are black in color, have the Makita® trademark logo with Lithium-Ion identification on both sides, and have the Makita® trademark logo on the bottom of the battery. “Knock-off” batteries may appear to be similar to genuine Makita® batteries but have no Makita® branding on them. Makita® only approves the use of genuine parts and accessories with Makita® tools. Makita® does not approve the use of non-genuine or “knock-off” Lithium-Ion batteries which are marketed and sold by third parties for use in Makita® Lithium-Ion cordless tools.



If there is any question whether your battery is a genuine Makita® product, or if you have a performance issue with your Makita® battery, tool, or charger, contact a Makita® Factory Service Center or Authorized Service Center, or call (800)4-MAKITA.

Makita® Factory Service Centers

Makita manufactures best-in-class industrial power tools for the professional user. Our tools work hard and stand up to brutal working conditions, but last even longer with periodic service and repairs. That's why we offer a comprehensive national service network. **Makita Factory Service Centers** deliver world-class service for the complete care of all Makita products. We are also proud to offer a coast to coast network of **Authorized Service Centers**. Each facility understands the importance of quality and efficient service. Makita Authorized Service Centers meet our high-quality standards and provide the same distinguished service experienced at any of our Makita Factory Service Centers.



QUALITY SERVICE

- Factory trained repair technicians
- Genuine Makita® replacement parts
- Safety Certification Check performed on all electric power tools
- Maximum cost repair program



FAST REPAIR TIME

- Most tools repaired within two working days

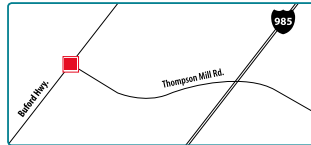


FREE

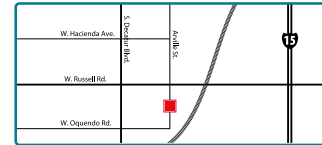
- Repair estimates
- Labor for qualified trade schools
- Pick-up and delivery (select markets)



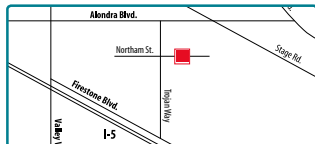
**3226 ARDEN RD.
HAYWARD, CA 94545**



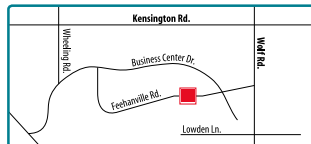
**2660 BUFORD HIGHWAY
BUFORD, GA 30518**



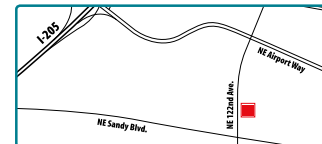
**5720 SOUTH ARVILLE ST., STE. 113
LAS VEGAS, NV 89118**



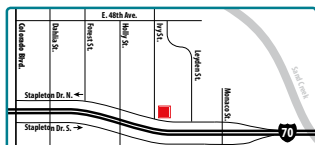
**14930 NORTHAM ST.
LA MIRADA, CA 90638**



**1450 FEEHANVILLE DR.
MT. PROSPECT, IL 60056**



**4908 NORTHEAST 122ND AVE.
PORTLAND, OR 97230**



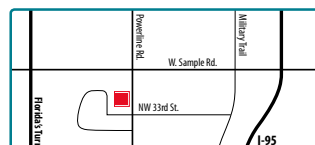
**5855 STAPLETON DRIVE NORTH
UNIT A-160
DENVER, CO 80216**



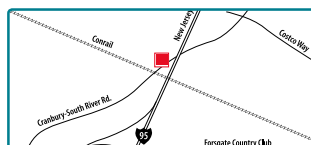
**346 VANDERBILT AVENUE
NORWOOD, MA 02062**




**13370 BRANCHVIEW LANE, STE. 125
FARMERS BRANCH, TX 75234-5773**



**2101 NW 33RD ST., #800A
POMPANO BEACH, FL 33069-1061**



**1075 CRANBURY
SOUTH RIVER ROAD, STE. 3
JAMESBURG, NJ 08831**



**4321 W. SAM HOUSTON PKWY.
NORTH STE. 130
HOUSTON, TX 77043**

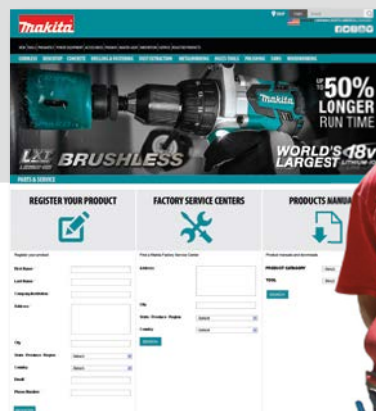


Locate a Makita® Factory Service Center or an Authorized Service Center

makitatools.com/service

Online Product Registration

Register all your Makita® products and keep them in one safe place; your own online Tool Box. It's where you can go to obtain your tool model numbers and serial numbers in the event your tool is stolen or needs service.



Register your products online
makitatools.com/productregistration

Online Parts & Environmental Responsibility

Go online to **makitatools.com/service** and download parts breakdowns and owners manuals for your tools.

call2recycle®**Battery Recycling**

Makita is continuing our sustainability efforts and support for the environment by responsibly recycling rechargeable batteries through the call2recycle® program. The program is no-cost, no-hassle and available at Makita Service Centers. call2recycle® follows the strictest standards in safety and compliance, including being the first program of its kind to receive Responsible Recycling (R2) certification and e-Steward recognition from the Basel Action Network (BAN).

National Call Center and Locations

For more information or questions regarding Makita products, parts, accessories or technical assistance, call us at the National Call Center:

1-800-4MAKITA (1-800-462-5482)
Hours: Monday – Friday 8 a.m. – 6 p.m. (EST)

CORPORATE OFFICE

14930 Northam St.
La Mirada, CA 90638-5753
(714) 522-8088 / Fax: (866) 522-8133

MAKITA CORPORATION OF AMERICA
(Manufacturing Facility)

2650 Buford Hwy.
Buford, GA 30518
(770) 932-2901 / Fax: (770) 932-2905

SALES BRANCHES AND DISTRIBUTION CENTERS**Southeastern Regional Office and Distribution Center**

2660 Buford Hwy.
Buford, GA 30518
(800) 637-3603 / Fax: (866) 521-3541

Western Regional Office and Distribution Center

14930 Northam St.
La Mirada, CA 90638
(714) 522-8088 / Fax: (866) 521-3532

Central Regional Office and Distribution Center

1450 Feehanville Dr.
Mount Prospect, IL 60056-6011
(847) 297-3100 / Fax: (866) 521-3532

Tools

1002BA	1 – 5	80	9564P	56	DCJ201Z – S, M, L, XL, 2XL, 3XL	26	FS4200TP	52
1806B		81	9564PC	57	DCL500Z	26, 48	FS6200	52
1912B		81	9565CV	57	DCM500Z	26	FS6200TP	52
2012NB		74	9565PC	57	DCS5121	90		
2107FZ		64	9565PCV	57	DCS642120	90	GA4030	G 56
2107FZK		64	9566CV	59	DCV200Z – M, L, XL, 2XL, 3XL	26	GA4030K	56
2414DB		64	9566PC	58	DF010DSE	33	GA4530	56
2414NB		64	9566PCX1	58	DML184	27	GA4534	56
2705		74	9741	80	DML185	27	GA4542C	58
2705X1		74	9903	79	DML185W	29	GA5010Z	58
3706		52	9920	80	DML186W	29	GA5020	58
3709		77	9924DB	80	DML801	27	GA5020Y	58
4100NH		44, 68	98202	82	DML802	27	GA5040X1	44, 58
4101RH		44, 67			DML805	27	GA5042C	58
4114		42, 64	AC001	A 84	DML806	27	GA5042CX1	44, 58
4131		64	AC310H	85	DML807	27	GA6010Z	59
4329K		70	AD02W	32	DP4000	50	GA6020	59
4350FCT		70	AF505N	86	DP4002	50	GA6020YX1	59
4351FCT		70	AN453	86	DS4000	51	GA7001L	60
5005BA		67	AN610H	85	DS4011	51	GA7011C	59
5007F		66	AN611	85	DS4012	50	GA7020	59
5007FA		66	AN902	85	DT01W	32	GA7021	59
5007MG		66	AN923	85	DT03R1	31	GA7031Y	60
5007MGA		67	AN930H	85	DUB182	23	GA7040S	59
5007NK		67	AT638	86			GA7911	60
5008MGA		68	AT1150A	86	EA3201S35B	E 90	GA9020	60
5012B		91	AT2550A	86	EA3601F40B	90	GA9031Y	60
5057KB		67			EA4300F40B	90	GA9040S	60
5104		68	BBX7600N	B 88	EA5000P53G	90	GD0600	61
5377MG		66	BCF201Z	23, 48	EA6100P53G	90	GD0601	61
5402NA		68	BHX2500CA	88	EB7650TH	88	GD0800C	61
5477NB		66	B03710	79	EB7650WH	88	GD0801C	60
			B04556	79	EE2650H	88	GS5000	60
6302H	6 – 9	50	B04556K	79	EK6101	43	GV5010	62
6407		50	B04900V	79	EK7301	43	GV7000C	62
6408		50	B05030	78	EK7651H	43		
6408K		50	B05030K	78	EK8100	43	HCU02C1	H 25, 92
6844		53	B05031K	78	EM2650LH	89	HG551V	82
6906		54	B05041	78	EM2650UH	89	HHU01C1	25, 92
6922NB		54	B05041K	78	EM2652LHN	89	HK1810	39
6952		53	B06030	78	EN4950H	89	HM0810B	39
6953		53	B06050J	78	EN4951SH	89	HM0870C	39
7104L		82			EN5950SH	89	HM1111C	39
9005B		57	CC01W	C – D 33	EN7350SH	89	HM1203C	38
9005BZ		57	CT200RW	28	EY2650H25H	88	HM1211B	38
9031		79	CT225R	28			HM1214C	38
9032		79	CT226RX	30	FD01W	F 32	HM1307CB	38
9218SB		62	CT227R	30	FD02W	32	HM1317CB	38
9227C		62	CT229R	30	FD05R1	31	HM1500B	38
9237C		62	CT320R	28	FD06R1	31	HM1810X3	38
9403		80	DA3010F	51	FD07R1	30	HM1812X3	38
9404		80	DA4000LR	51	FS2200	52	HP1640	42
9557NB		56	DA4031	51	FS2500	52	HP1641K	42
9557PB		56	DA6301	51	FS2701	53	HP2010N	42
9558PB		57	DCF300Z	23, 48	FS4200	52	HP2050	42
9564CV		57	DCJ200Z – S, M, L, XL, 2XL, 3XL	26	FS4200A	52	HP2050F	42

Tools									
HP2070F	42	MAC2400	84	XBU02Z	24, 93	XRU07Z	25, 92		
HR1830F	40	MAC5200	84	XCS01Z	21	XRV01	18		
HR2475	40	MAC5501G	84	XCU01Z	25, 92	XRV02	18		
HR2611F	40	ML102	33	XCU02Z	25, 92	XSC01MB	20		
HR2641	40	PC5000C	44	XDG01	21, 61	XSC02M	20, 64		
HR2811F	40	PC5001C	44	XDT01	14	XSF01Z	22		
HR3210C	40	PH04R1	31	XDT04	14	XSF03MB	22, 52		
HR4002	39	PH05R1	31	XDT08	14	XSH01X	16, 67		
HR4013C	39	PJ7000	81	XDT09MB	14	XSH03MB	16, 67		
HR4041C	40	PK5011CX1	62	XDT11R	14, 29	XSJ01	20, 63		
HR4510C	39	PM7650H	88	XFD01	13	XSL01	19, 73		
HR5000	40	PV7001C	62	XFD03	13	XSL02Z	19, 73		
HR5212C	39	PW5001C	62	XFD07MB	13	XSS01	16		
HRH01	18, 41			XFD10R	13, 29	XSS02Z	17		
HS7600	67	RD1101	77	XGC01M1C	23	XSS03	17		
		RF1101	77	XGC011	23	XST01M	15		
JN1601	63	RF1101KIT2	76	XGC011B	23	XT211	11		
JN3201	63	RJ01W	33	XHU02Z	24, 92	XT211A	11		
JR3050T	69	RJ03R1	31	XHU04Z	25, 92	XT211MB	11		
JR3050TZ	69	RP0900K	76	XJP03Z	19, 81	XT218	11		
JR3060T	69	RP1800	76	XLC02RB1W	29, 48	XT218MB	11		
JR3070CT	69	RP2301FC	76	XLC02ZW	29, 48	XT221	11		
JR3070CTZ	69	RT0701C	77	XLT01	15	XT248	11		
JS1300	63	RT0701CX3	77	XLT02	16	XT248MB	11		
JS1602	63	RT0701CX7	77	XMT035	19, 76	XT248R	11, 28		
JS3201	63	SH01W	32	XMU02Z	24, 93	XT249	11		
JS8000	63	SH02R1	31	XNB01Z	22	XT252MB	11		
JV0600K	70	SK103PZ	36	XNJ01	20, 63	XT252TB	11		
KP312	81	SK104Z	36	XOB01	19, 79	XT255MB	11		
KP0800K	81	SP6000J	68	XOC01MB	22, 52	XT256MB	11		
KP0810	81	SP6000J1	68	XPH01	13	XT257MB	11		
				XPH03MB	13	XT257TB	11		
LC01Z	33, 48	TD021DSE	33	XPH06	12	XT258PMB	11		
LC05	33, 48	TM3010CX1	76	XPH07MB	12	XT259PMB	11		
LC1230	64	TW0200	53	XPH07TB	12, 51	XT405	10		
LCT208W	32	TW0350	54	XPH10R	12, 29	XT406	10		
LCT209W	32	TW1000	54	XPK01	19, 81	XT407	10		
LCT212W	32	UB360DWB	24, 93	XPT03	14	XT439PMB	10		
LCT309W	32	UB1103	82	XRF01	22	XT444MR	10		
LCT314W	32	UC3551A	91	XRF02	22, 53	XT601	10		
LD050P	36	UC4051A	91	XRH01Z	18, 41	XT702	10		
LD080P	36	UH5570	91	XRH03	18, 41	XT902	10		
LS0815F	73	UH6570	91	XRH04	18, 41	XT1500	10		
LS1016	72	VC4710	46	XRH05Z	18, 41	XTP01Z	22		
LS1016L	72	VJ01W	33	XRH011X	18, 41	XTS01	22		
LS1016LX5	72	WT01W	32	XRJ01	17	XVJ02Z	17, 70		
LS1018	72			XRJ02	17, 69	XVJ03	17, 70		
LS1040	73	XAD01	13	XRJ03Z	17, 69	XWT01	15		
LS1216L	72	XAD02	13	XRJ04Z	17, 69	XWT02MB	16, 54		
LS1216LX4	72	XAG01	21	XRJ05Z	17, 69	XWT04MB	15		
LS1221	73	XAG03MB	21, 57	XRJ06Z	17, 69	XWT05	16		
LW1400	64	XAG06MB	21, 57	XRM02W	29	XWT06	16		
LW1401	64	XAG10M	21, 57	XRM03	26	XWT07M	15, 54		
LXLM01	27	XBP01	20	XRM04B	26	XWT08M	15, 54		
		XBP02	20	XRU02Z	24, 93	XWT09T	15, 54		
MAC700	84	XBU01Z	24, 93	XRU04Z	24, 93				

NEW MODELS INDICATED
BY BOLD TEAL TYPE



HM1812X3

70 lb. Advanced AVT® Breaker Hammer

with 4-Pc. Steel Set & Hammer Cart,
accepts 1-1/8" Hex bits

Powerful 15AMP Motor

with improved hammer mechanism delivers over 50 ft. lbs.
(68 Joules) of impact energy

Mechanical Counterbalance System

greatly reduces vibration and directs more impact energy to the work surface

Vibration Absorbing Housing

moves independently of the motor and hammer mechanism effectively
isolating more vibration away from the user

Integrated Cord Guide

helps position 16'4" power cord away from working area

Fixed Movement Handles

for more control and greater accuracy



MM4
4-STROKE ENGINE

EK7651H

14" MM4® Power Cutter

shown with optional premium
diamond blade (T-02537)