

Metrie® is North America's leading manufacturer and distributor of interior finishings. Our industry position has given us the resources, strength and leadership to create solutions that make it easier for consumers and professionals to select, purchase and design with interior mouldings and doors.

To learn more about our company and our story, visit [Metrie.com](http://Metrie.com).



METRIE  
—  
THE ART OF FORM

390 CHRYSLER DRIVE  
BRAMPTON, ON L6S 5Z5  
T: 905.792.1144 F: 905.792.8306

8100 PARKHILL DRIVE  
MILTON, ON L9T 5V7  
T: 905.693.8746 F: 905.693.0026

Metrie products distributed by:



METRIE  
option



Interior Moulding and Door Combinations  
ONTARIO REGION

INTRODUCING

METRIE

option



Curated to bring style home.™

It's for those with Pinterest boards named Beachy Keen and Casa Couture.

It's trim, doors, and wall and ceiling treatments that reflect the trends of today,  
for those who live in the now. Option {M}™ has the room accents to give Shabby Chic its relaxed,  
casual attitude. And the finishing elements to help you tell your Bohemian story.

Option {M} refreshes often – with both modern looks and standards that will stay around  
for a while. So turn all those photos and pins into reality, and watch  
as your room becomes the one everyone starts sharing.



## The most popular trends, reimagined by our top designers.

We deconstructed these on-trend styles to understand the inspirational elements – a swatch of fabric, a memorable photo, stunning artwork, patterns and antique furnishings. Then, we paired them with Option {M}™ interior finishings – moulding and interior door combinations that make it easy for you to find your design voice, and bring your room to life.

Go with our combinations, or mix and match your own.

These rooms were designed to feature popular décor styles.

Flip through our pages and explore your options, because with Option {M}, any look is possible.



### 6 new traditional

Classic gets a facelift in a look that asks you to start your own tradition. Not an old, stuffy tradition, but something fun that everyone loves. Use accents sparingly to let your subtle sophistication shine.



### 14 shabby chic

Relax. Put your feet up. This style isn't worried about a few scratches or dents. They add character and speak to a life well-lived, leaving room for new memories to be created.



### 22 modern farmhouse

Balance the busy day-to-day with simple, organic elements to create a down-home feeling. Be inspired by rustic charm even if you don't have to wake up at the crack of dawn.



### 30 bohemian

Colorful fabrics. Persian rugs. Photos from your last jaunt to Europe. You're a free spirit and your home is your canvas. There are no rules in this uninhibited décor style – you wouldn't follow them anyway.



### 36 vintage industrial

Bring together the old and the cool. History is not lost in this space, it's repurposed – exposed brick, uncovered metal structures and I-beams. These elements become design features in this modern, urban style.



## new traditional

Sophisticated, not stuffy. Elegant, yet relaxed.  
This style is a study in harmonious contradictions.

STYLE IS TEMPORARY.

# TASTE

IS FOREVER.







Traditional, sloping curves with modern bevels at each end of the crown moulding connect wall to ceiling in a clean, classic way. Bright yellow accents bring a sophisticated touch to gray walls, while bronze furnishings and animal prints merge contemporary with traditional.




new traditional  
high ceilings  
(9' and above)

The moulding profiles in this combination include sizes for both high and standard ceiling heights.

The high ceiling profiles featured here are perfect for higher, more dramatic ceilings and walls typically found on the main floor or main living areas of your home.



Add panel moulding around light fixtures to create a unique ceiling treatment. It's traditional, without feeling tired.



**CROWN**

Stock Code	Dimensions
<b>MFPU41</b> (1626152)	<b>1 3/16" x 6 5/16" x 16'</b>


MDF/UL



**ARCHITRAVE**

Stock Code	Dimensions
<b>MFPU5020</b> (1005107)	<b>1 3/16" x 5 1/4" x 12'</b>


MDF/UL



**ARCHITRAVE FILLER**

Stock Code	Dimensions
<b>MFP1X2-08</b> (1447950)	<b>9/16" x 1 1/2" x 8'</b>


MDF/UL



**CASING**

Stock Code	Dimensions
<b>MFP80872</b> (1544040)	<b>1 1/8" x 3 1/2" x 8'</b>
<b>MFP80871</b> (1544038)	<b>1 1/8" x 3 1/2" x 14'1"</b>


MDF/UL



**CHAIR RAIL**

Stock Code	Dimensions
<b>MFP83902</b> (1448006)	<b>5/8" x 2 1/2" x 8'</b>
<b>MFP83901</b> (1509921)	<b>5/8" x 2 1/2" x 12'</b>


MDF/UL



**BASE SHOE**

Stock Code	Dimensions
<b>MFP8662B2</b> (1509936)	<b>3/8" x 1 3/8" x 7'</b>
<b>MFP8662B-12</b> (1544190)	<b>3/8" x 1 3/8" x 12'</b>

MDF/UL



**PANEL MOULD**

Stock Code	Dimensions
<b>MP466-08</b> (1544569)	<b>5/8" x 1 1/2" x 8'</b>
<b>MP466-16</b> (1544570)	<b>5/8" x 1 1/2" x 16'</b>

PFJ



**BASEBOARD**

Stock Code	Dimensions
<b>MFP89152</b> (1448039)	<b>1/2" x 7 1/4" x 8'</b>
<b>MFP89151</b> (1448038)	<b>1/2" x 7 1/4" x 12'</b>



MDF/UL



new traditional  
standard ceilings  
(9' and below)

The moulding profiles in this combination include sizes for both high and standard ceiling heights.

The standard ceiling profiles featured here are designed for smaller, more traditional rooms that are often found on the second floor of your home.



**CROWN**

Stock Code	Dimensions
<b>MFP85122</b> (1509928)	$\frac{9}{16}$ " x 5 $\frac{3}{8}$ " x 8'
<b>MFP85121</b> (1448008)	$\frac{9}{16}$ " x 5 $\frac{3}{8}$ " x 12'



MDF/UL



**CASING**

Stock Code	Dimensions
<b>MFP803182</b> (1447968)	$\frac{11}{16}$ " x 3 $\frac{1}{2}$ " x 8'
<b>MFP80311</b> (1447967)	$\frac{11}{16}$ " x 3 $\frac{1}{2}$ " x 14'

MDF/UL



**PANEL MOULD**

Stock Code	Dimensions
<b>MFP8119-08</b> (1667878)	$\frac{3}{8}$ " x 1 $\frac{1}{4}$ " x 8'
<b>MFP8119-14</b> (1544053)	$\frac{3}{8}$ " x 1 $\frac{1}{4}$ " x 14'

MDF/UL



**CHAIR RAIL**

Stock Code	Dimensions
<b>MP2189-16</b> (1544508)	$\frac{9}{16}$ " x 1 $\frac{7}{16}$ " x 16'

MDF/UL



**BASEBOARD**

Stock Code	Dimensions
<b>MFP82342</b> (1447994)	$\frac{9}{16}$ " x 5 $\frac{1}{2}$ " x 8'
<b>MFP82341</b> (1447993)	$\frac{9}{16}$ " x 5 $\frac{1}{2}$ " x 12'
<b>MFP8234161</b> (1544068)	$\frac{9}{16}$ " x 5 $\frac{1}{2}$ " x 16'

MDF/UL

Recommended interior  
doors exclusively  
from Masonite®

The two-square raised panels provide a timeless transition from a New Traditional room to the rest of the house.



2 PANEL SMOOTH



RIVERSIDE®



SAFE 'N SOUND® OPTIONS AVAILABLE WITH:

- 5-year warranty
- Reduces the transmission of sound from room to room
- Offers the durability, heft and feel of real wood
- 20-minute fire-rated options with 1  $\frac{3}{4}$ " thickness
- Door core is engineered from wheat straw, a renewable resource

2 PANEL SMOOTH – available in 80", 84" and 96" heights | RIVERSIDE® – available in 80", 84" and 96" heights



shabby chic

Thrift store finds. Distressed furniture.  
Life gives this look its character.

Life ISN'T  
PERFECT.  
AND THAT'S PERFECTLY  
FINE  
with me.





Inspired by soft, opulent curves and delicate forms, this ornamental style exudes a timeworn elegance from the crown mouldings to the chair rail. The casual, yet relaxed style carries throughout the room in the grandfather clock, distressed dining table and patterned wallpaper.





shabby chic  
high ceilings  
(9' and above)

The moulding profiles in this combination include sizes for both high and standard ceiling heights.

The high ceiling profiles featured here are perfect for higher, more dramatic ceilings and walls typically found on the main floor or main living areas of your home.





Moulding elements painted white in this Shabby Chic dining space bring together comfortable fabrics, secondhand treasures and a pastel color scheme.



**CROWN**

Stock Code	Dimensions
<b>MFP8043A-16</b> (1544009)	<b>3/4" x 6 7/16" x 16'</b>



MDF/UL



**ARCHITRAVE**

Stock Code	Dimensions
<b>MFPU5020</b> (1005107)	<b>1 3/16" x 5 1/4" x 12'</b>



MDF/UL



**ARCHITRAVE FILLER**

Stock Code	Dimensions
<b>MP22732</b> (1510155)	<b>7/16" x 1 3/16" x 7'</b>



PFJ



**CASING**

Stock Code	Dimensions
<b>MFP895482</b> (1448041)	<b>1 1/16" x 3 1/2" x 8'</b>
<b>MFP89541</b> (1448040)	<b>1 1/16" x 3 1/2" x 14'</b>

MDF/UL



**CHAIR RAIL**

Stock Code	Dimensions
<b>MFP83002</b> (1008285)	<b>9/8" x 1 3/4" x 8'</b>
<b>MFP83001</b> (1448003)	<b>9/8" x 1 3/4" x 12'</b>

MDF/UL



**BASEBOARD**

Stock Code	Dimensions
<b>MFP89552</b> (1448043)	<b>9/16" x 5 9/16" x 8'</b>
<b>MFP89551</b> (1448042)	<b>9/16" x 5 9/16" x 12'</b>

MDF/UL



**PANEL MOULD**

Stock Code	Dimensions
<b>MFJ26962</b> (1543841)	<b>1/2" x 1 1/8" x 8'</b>



FJR



shabby chic  
standard ceilings  
(9' and below)

The moulding profiles in this combination include sizes for both high and standard ceiling heights.



The standard ceiling profiles featured here are designed for smaller, more traditional rooms that are often found on the second floor of your home.



**CROWN**

Stock Code	Dimensions
<b>MFPU7122</b> (1448089)	1 1/16" x 4 1/2" x 8'
<b>MFPU712</b> (1448088)	1 1/16" x 4 1/2" x 16'

MDF/UL



**CHAIR RAIL**

Stock Code	Dimensions
<b>MFP83002</b> (1008285)	9/16" x 1 3/4" x 8'
<b>MFP83001</b> (1448003)	9/16" x 1 3/4" x 12'



MDF/UL



**BASEBOARD**

Stock Code	Dimensions
<b>MFPU5452</b> (1448085)	9/16" x 5" x 8'
<b>MFPU545</b> (1341818)	9/16" x 5" x 16'



MDF/UL



**ARCHITRAVE**

Stock Code	Dimensions
<b>MFPU5020</b> (1005107)	1 3/16" x 5 1/4" x 12'

MDF/UL



**ARCHITRAVE FILLER**

Stock Code	Dimensions
<b>MP22732</b> (1510155)	7/16" x 1 3/16" x 7'



PFJ



**CASING**

Stock Code	Dimensions
<b>MFPU5352</b> (1448082)	1 1/16" x 3 1/2" x 8'
<b>MFPU535</b> (1610431)	1 1/16" x 3 1/2" x 16'

MDF/UL



**PANEL MOULD**

Stock Code	Dimensions
<b>MP2163-08</b> (1544493)	5/8" x 1 3/8" x 8'
<b>MP2163-12</b> (1544494)	5/8" x 1 3/8" x 12'

PFJ

Recommended interior  
doors exclusively  
from Masonite®

The two-panel, arched-top designs provide a contrast to the ornate trim and moulding in the Shabby Chic style.



SAFE 'N SOUND® OPTIONS AVAILABLE WITH:

- 5-year warranty
- Reduces the transmission of sound from room to room
- Offers the durability, heft and feel of real wood
- 20-minute fire-rated options with 1 3/4" thickness
- Door core is engineered from wheat straw, a renewable resource



2 PANEL ROMAN – available in 80", 84" and 96" heights | 2 PANEL ARCH-TOP – available in 80", 84" and 96" heights



modern farmhouse

Rustic accents bring a lived-in, relaxed feel to any room with down-home virtues.

THERE'S  
NO  
TRADITION  
LIKE  
A FAMILY  
*Tradition*





Clean lines with minimal details merge contemporary with rustic to create a look that adds texture without taking away from the pure simplicity of the modern farmhouse design. The butcher block countertop is a nod to when farm-fresh ingredients were prepped the old-fashioned way, and crown mouldings and window treatments enhance the crisp, yet rustic style of the space.







modern farmhouse  
high ceilings  
(9' and above)

The moulding profiles in this combination include sizes for both high and standard ceiling heights.

The high ceiling profiles featured here are perfect for higher, more dramatic ceilings and walls typically found on the main floor or main living areas of your home.





Ask about Masonite's sliding door track system, which is easy to install and features ball bearing rollers to allow your doors to open and close quietly.



**CROWN**

Stock Code	Dimensions
<b>MFPU901-08</b> (1007269)	<b>1 3/16" x 6 3/4" x 8'</b>
<b>MFPU901</b> (1544317)	<b>1 3/16" x 6 3/4" x 12'</b>



MDF/UL



**ARCHITRAVE**

Stock Code	Dimensions
<b>MFPU5015-08</b> (1448073)	<b>1 1/2" x 5 1/2" x 8'</b>
<b>MFPU5015</b> (1328514)	<b>1 1/2" x 5 1/2" x 12'</b>



MDF/UL



**CASING**

Stock Code	Dimensions
<b>MFP8036BB-08</b> (1543983)	<b>1 1/8" x 3 1/4" x 8'</b>
<b>MFP8036BB-16</b> (1543985)	<b>1 1/8" x 3 1/4" x 16'</b>



MDF/UL



**PANEL MOULD**

Stock Code	Dimensions
<b>MFP1223-08</b> (1637764)	<b>7/16" x 1 1/4" x 8'</b>
<b>MFP1223-14</b> (1543865)	<b>7/16" x 1 1/4" x 14'</b>

MDF/UL



**CHAIR RAIL**

Stock Code	Dimensions
<b>MFP8345-07</b> (1509912)	<b>5/8" x 2 3/4" x 7'</b>
<b>MFP8345-14</b> (1509915)	<b>5/8" x 2 3/4" x 14'</b>



MDF/UL



**BASEBOARD**

Stock Code	Dimensions
<b>MFP82391</b> (1447995)	<b>5/8" x 7 1/4" x 12'</b>

MDF/UL



**SHIPLAP**

Stock Code	Dimensions
<b>MFP932TG-08</b> (1667862)	<b>19/32" x 11 1/2" x 8'</b>
<b>MFP932TG-12</b> (1667863)	<b>19/32" x 11 1/2" x 12'</b>
<b>MFP932TG-16</b> (1667864)	<b>19/32" x 11 1/2" x 16'</b>


MDF/UL



# modern farmhouse standard ceilings (9' and below)

The moulding profiles in this combination include sizes for both high and standard ceiling heights.

The standard ceiling profiles featured here are designed for smaller, more traditional rooms that are often found on the second floor of your home.



### CROWN

Stock Code	Dimensions
<b>MFPU900-08</b> (1544315)	<b>1 3/16" x 5 1/4" x 8'</b>
<b>MFPU900</b> (1328541)	<b>1 1/16" x 5 1/4" x 16'</b>

MDF/UL



### SHIPLAP

Stock Code	Dimensions
<b>MFP932TG-08</b> (1667862)	<b>1 9/32" x 11 1/2" x 8'</b>
<b>MFP932TG-12</b> (1667863)	<b>1 9/32" x 11 1/2" x 12'</b>
<b>MFP932TG-16</b> (1667864)	<b>1 9/32" x 11 1/2" x 16'</b>

MDF/UL



### BASEBOARD

Stock Code	Dimensions
<b>MFP8320-08</b> (1509905)	<b>1/2" x 4 3/4" x 8'</b>
<b>MFP8320-12</b> (1509907)	<b>1/2" x 4 3/4" x 12'</b>

MDF/UL



### ARCHITRAVE

Stock Code	Dimensions
<b>MFPU5015-08</b> (1448073)	<b>1 1/2" x 5 1/2" x 8'</b>
<b>MFPU5015</b> (1328514)	<b>1 1/2" x 5 1/2" x 12'</b>

MDF/UL



### CASING

Stock Code	Dimensions
<b>MFP4494-08</b> (1039555)	<b>3/4" x 3 1/2" x 8'</b>
<b>MFP4494-16</b> (1509797)	<b>3/4" x 3 1/2" x 16'</b>

MDF/UL



### PANEL MOULD

Stock Code	Dimensions
<b>MFP1223-08</b> (1637764)	<b>7/16" x 1 1/4" x 8'</b>
<b>MFP1223-14</b> (1543865)	<b>7/16" x 1 1/4" x 14'</b>

MDF/UL



### CHAIR RAIL

Stock Code	Dimensions
<b>MFP8345-07</b> (1509912)	<b>5/8" x 2 3/4" x 7'</b>
<b>MFP8345-14</b> (1509915)	<b>5/8" x 2 3/4" x 14'</b>

MDF/UL

## Recommended interior doors exclusively from Masonite®

Three sturdy door choices with modern, vertical lines that won't fade with the times. Pair them with sliding hardware for a rustic way to enter and exit a Modern Farmhouse space.



WINSLOW™

LOGAN™

SADDLEBROOK®



### SAFE 'N SOUND® OPTIONS AVAILABLE WITH:

- 5-year warranty
- Reduces the transmission of sound from room to room
- Offers the durability, heft and feel of real wood
- 20-minute fire-rated options with 1 3/4" thickness
- Door core is engineered from wheat straw, a renewable resource

WINSLOW™ – available in 80" and 84" | LOGAN™ – available in 80", 84" and 96" heights | SADDLEBROOK® – available in 80" and 96" heights



bohemian

Casual meets up with cool in these laid back,  
effortless designs.

LIFE'S A  
*Ride &*  
I'M *Totally*  
*Fitchhiking*





Multiple curves and concave features converse with ornate Moroccan patterns and earth tones for a Bohemian style that speaks with an accent. The sharp moulding detail on the ceiling draws your attention upward, while the curves of the crown moulding add to an eclectic feel.






bohemian  
all ceiling heights

The moulding profiles in this combination include sizes suitable for all ceiling heights.




Carrying the baseboard and crown moulding across the built-in bookcase unifies a space that exudes individuality.




CROWN

Stock Code	Dimensions
<b>MFPU60</b> (1544300)	<b>1 1/8" x 5 1/2" x 16'</b>
	MDF/UL




CASING

Stock Code	Dimensions
<b>MFPU80632</b> (1448091)	<b>1 1/8" x 3 1/4" x 8'</b>
<b>MFPU80632</b> (1448090)	<b>1 1/8" x 3 1/4" x 16'</b>
	MDF/UL



PANEL MOULD

Stock Code	Dimensions
<b>MP2163-08</b> (1544493)	<b>5/8" x 1 3/8" x 8'</b>
<b>MP2163-12</b> (1544494)	<b>5/8" x 1 3/8" x 12'</b>
	PFJ



CHAIR RAIL

Stock Code	Dimensions
<b>MP2298-08</b> (1544520)	<b>5/8" x 2 1/2" x 8'</b>
<b>MP2298-12</b> (1544521)	<b>5/8" x 2 1/2" x 12'</b>
	PFJ



BASEBOARD

Stock Code	Dimensions
<b>MFP82871</b> (1544099)	<b>5/8" x 7 1/4" x 12'</b>
	MDF/UL

Recommended interior  
doors exclusively  
from Masonite®

When planning your Bohemian room, consider doors with a two or three-panel design. Doors with arches that mirror the curved details of the moulding profiles for a cohesive feel, or something bold that show your adventurous side.



2 PANEL ARCH-TOP 3 PANEL TEXTURED



SAFE 'N SOUND® OPTIONS AVAILABLE WITH:

- 5-year warranty
- Reduces the transmission of sound from room to room
- Offers the durability, heft and feel of real wood
- 20-minute fire-rated options with 1 3/4" thickness
- Door core is engineered from wheat straw, a renewable resource

2 PANEL ARCH-TOP – available in 80", 84" and 96" heights | 3 PANEL TEXTURED – available in 80"



vintage industrial

Heavy-duty materials provide a cool, modern touch  
in a look that's built to last.

THE  
*Original*  
IS ALWAYS WORTH  
**MORE**  
THAN *The* COPY









Exposed brick, leather and concrete create a sleek, modern aesthetic. Bold, clean lines paired with sharp angles provide a smooth, yet rugged feel. The lack of window treatments speaks to urban living, inside and out.



vintage industrial  
high ceilings  
(9' and above)

The moulding profiles in this combination include sizes for both high and standard ceiling heights.



The high ceiling profiles featured here are perfect for higher, more dramatic ceilings and walls typically found on the main floor or main living areas of your home.



**ARCHITRAVE**

Stock Code	Dimensions
<b>MFPU5015-08</b> (1448073)	<b>1 1/2" x 5 1/2" x 8'</b>
<b>MFPU5015</b> (1328514)	<b>1 1/2" x 5 1/2" x 12'</b>



MDF/UL



**PANEL MOULD**

Stock Code	Dimensions
<b>PFP2112-08</b> (1667879)	<b>1 5/32" x 1 1/2" x 8'</b>
<b>PFP2112-16</b> (1544824)	<b>1 5/32" x 1 1/2" x 16'</b>



PRI



**CROWN**

Stock Code	Dimensions
<b>MFPU901-08</b> (1007269)	<b>1 3/16" x 6 3/4" x 8'</b>
<b>MFPU901</b> (1544317)	<b>1 3/16" x 6 3/4" x 12'</b>



MDF/UL



**CASING**

Stock Code	Dimensions
<b>MFPU9091-08</b> (1039482)	<b>5/8" x 3 1/2" x 8'</b>
<b>MFPU9091</b> (1039352)	<b>5/8" x 3 1/2" x 16'</b>

MDF/UL



**BASEBOARD**

Stock Code	Dimensions
<b>MFPU9291-08</b> (1039503)	<b>1/2" x 6 1/2" x 8'</b>
<b>MFPU9291</b> (1044591)	<b>1/2" x 6 1/2" x 12'</b>

MDF/UL





The unadorned trim finishes the space and revitalizes a vintage foundation without overshadowing the original elements.



vintage industrial  
standard ceilings  
(9' and below)

The moulding profiles in this combination include sizes for both high and standard ceiling heights.



The standard ceiling profiles featured here are designed for smaller, more traditional rooms that are often found on the second floor of your home.



**CROWN**

Stock Code	Dimensions
<b>MFPU900-08</b> (1328542)	<b>1 3/16" x 5 1/4" x 8'</b>
<b>MFPU900</b> (1328541)	<b>1 3/16" x 5 1/4" x 16'</b>



MDF/UL



**ARCHITRAVE**

Stock Code	Dimensions
<b>MFPU5015-08</b> (1448073)	<b>1 1/2" x 5 1/2" x 8'</b>
<b>MFPU5015</b> (1328514)	<b>1 1/2" x 5 1/2" x 12'</b>



MDF/UL



**CASING**

Stock Code	Dimensions
<b>MFPU9090-08</b> (1039349)	<b>5/8" x 3" x 8'</b>
<b>MFPU9090</b> (1039485)	<b>5/8" x 3" x 16'</b>



MDF/UL



**PANEL MOULD**

Stock Code	Dimensions
<b>PFP2112-08</b> (1667879)	<b>15/32" x 1 1/2" x 8'</b>
<b>PFP2112-16</b> (1544824)	<b>15/32" x 1 1/2" x 16'</b>

PRI



**BASEBOARD**

Stock Code	Dimensions
<b>MFPU9290-08</b> (1039348)	<b>1/2" x 5" x 8'</b>
<b>MFPU9290</b> (1039350)	<b>1/2" x 5" x 12'</b>

MDF/UL

Recommended interior  
doors exclusively  
from Masonite®

Thick, solid doors with square and rectangular lines provide the ideal Vintage Industrial transitional element. Use sliding hardware to complete the industrial theme.



HAMEL®

MELROSE®

BERKLEY®



SAFE 'N SOUND® OPTIONS AVAILABLE WITH:

- 5-year warranty
- Reduces the transmission of sound from room to room
- Offers the durability, heft and feel of real wood
- 20-minute fire-rated options with 1 3/4" thickness
- Door core is engineered from wheat straw, a renewable resource

HAMEL® – available in 80" and 84" heights | MELROSE® – available in 80" and 84" heights | BERKLEY® – available in 80" and 84" heights