



# PVC Schedule 40 Fittings PVC DWV Fittings





LESSO Headquarter



LESSO Research Institute & Testing Center



LESSO College



Training Apartment

## China LESSO Group Holdings Limited

China Lesso Group Holdings Limited (HKEx, stock name: China Lesso, stock code: 2128) is a large industrial group of home building materials in China. China Lesso's products and services cover plumbing products, sanitary ware, holistic kitchen, PVC profile doors and windows, decorative plates, fire-fighting equipment, hygiene materials, ocean aquaculture cages, environmental protection, home furnishing and building material one-stop O2O services, etc. The sales revenue had broken through 2.5 billion dollars in 2016.

With the rapid global development of its businesses, China Lesso has more than 50 holding subsidiaries and more than 22 production bases distributed in 16 provinces of Mainland China, US, Canada, India, Indonesia and Uganda. China Lesso has continually perfected its strategic layout and broadened its sales network and market, to provide products and services to customers in a timely and efficient way.

China Lesso established an international R&D center, which includes a post-doctoral workstation, and China National Accredited Laboratories authorized by CNAS. Our research team has a staff of more than one thousand. At present, China Lesso owns more than 1,800 patents (some of them are under processing). Our products are awarded successively of National Torch Plan Projects, National Key New Product, Scientific

Achievements Promotion Projects in National Construction Industry and Government Green Procurement List; and also has been awarded many honorary titles, such as National High-Tech Enterprise, National Certified Enterprise Technology Center, China Construction Independent Innovation of Science Superior Enterprise, Intellectual Property Right Preponderant Enterprise, Demonstrational Construction Base of Plastic Piping High Tech Industrialization of Ministry of Urban and Rural Development, Guangdong Provincial Government Quality Prize, etc.

China Lesso offers a comprehensive range of products in the domestic home building materials area which includes more than 10,000 specifications. The products are being widely used in the areas of home decoration, civil construction, municipal water supply, drainage, electric power communication, gas supply, fire-fighting, environmental protection, agriculture, and oceanic cageculture, etc.

True to its mission of "Creating a Relaxing Life", China Lesso is committed to becoming a world-class conglomerate in the broader home building materials sector, as a manufacturer that provides customers with products and services of outstanding price-performance and helps build homes of quality and comfort.



## QUALITY

LESSO America's plastic fittings line is renowned worldwide for its superior quality, which complies with cNSFus and cUPC certifications, and exceeds the requirements of ASTM standards and CSA standards.

## REFERENTIAL STANDARDS (Schedule 40, and DWV)

NSF/ANSI 61 Drinking Water System Components – Health Effects

NSF/ANSI 14 Plastics Piping System Components and Related Materials

NSF SE 7992 ABS and PVC DWV Fitting with Alternate Fitting Patterns

ASTM D 1784 Standard Specification for Rigid Poly(Vinyl Chloride) (PVC) Compounds and Chlorinated Poly(Vinyl Chloride) (CPVC) Compounds

ASTM D 2466 Standard Specification for Poly(Vinyl Chloride) (PVC) Plastic Pipe Fittings, Schedule 40

ASTM D 2665 Standard Specification for Poly(Vinyl Chloride) (PVC) Plastic Drain, Waste, and Vent Pipe and Fittings

CSA B137.3 Rigid Polyvinylchloride (PVC) Pipe and Fittings for Pressure Applications

CSA B 181.2 Polyvinylchloride (PVC) and Chlorinated Polyvinylchloride (CPVC) Drain, Waste, and Vent Pipe and Pipe Fittings

# Contents

PVC Schedule 40 Fittings 01–10

PVC DWV Fittings 11–22

Limited Warranty 23

Terms and Conditions of Sale 24

## COLUMN HEADER INFORMATION

Each product column header label identifies the following product particulars:

**Part Number:** the number used to order the part.

**Size:** nominal diameter of pipe with which the fitting is to be used.

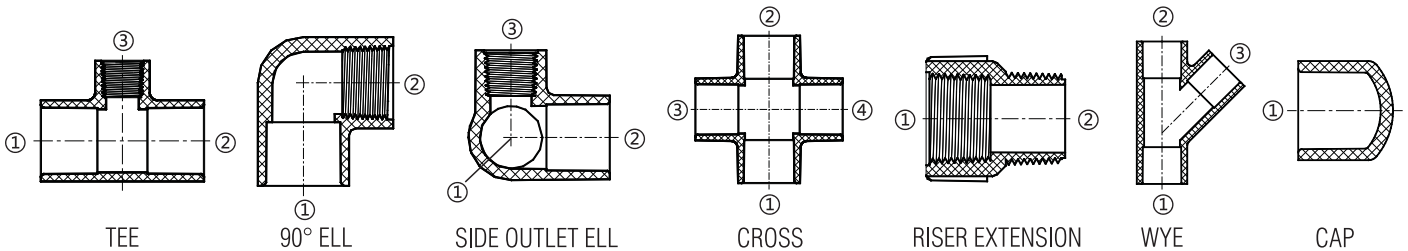
**NOTE:** Fittings may be same size (only one size designation) or reducing (multiple sizes designated).

Standard Pack (Std Pk) the quantity of parts packaged in an individual box or bag.

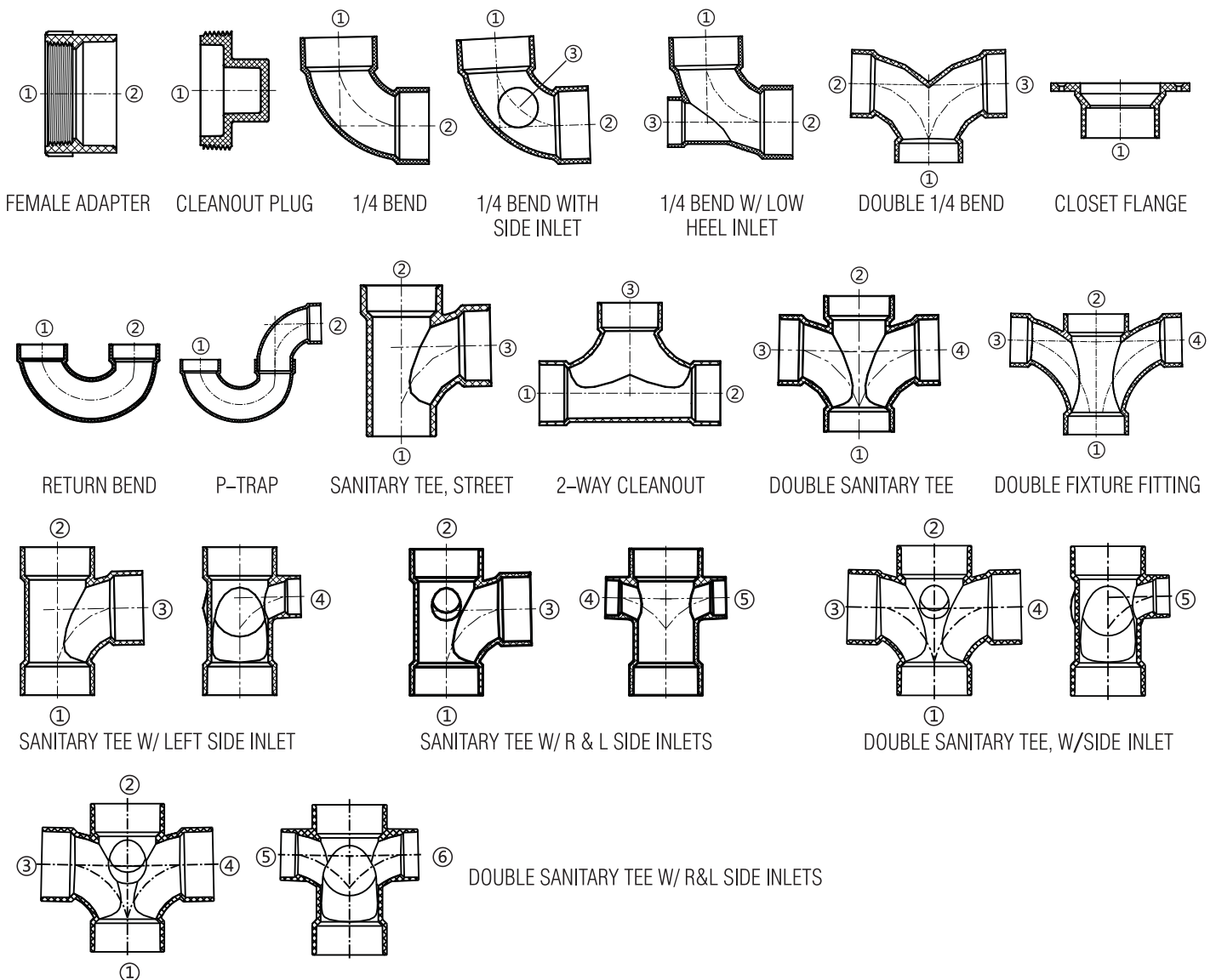
Master Carton (Mstr Ctn) the total quantity of parts contained in individual boxes or bags which are packaged together.

## METHODS OF DESIGNATING INLETS OF FITTINGS

### PVC SCHEDULE 40 FITTINGS

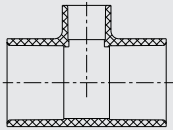


### PVC DWV FITTINGS



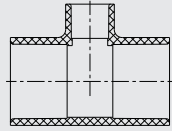
REDUCING TEE (SOC × SOC × SOC)

Part Number	Size (in)	Std PK	Mstr Ctn
401-053	3/8x3/8x1/2	50	400
401-074	1/2x1/2x3/4	50	200
401-075	1/2x1/2x1	50	200
401-094	3/4x1/2x1/2	50	200
401-095	3/4x1/2x3/4	50	300
401-101	3/4x3/4x1/2	50	200
401-102	3/4x3/4x1	50	200
401-122	1x1/2x1	50	200
401-124	1x3/4x1/2	50	300
401-125	1x3/4x3/4	50	200
401-126	1x3/4x1	50	200
401-130	1x1x1/2	50	200
401-131	1x1x3/4	50	200
401-132	1x1x1-1/4	25	150
401-133	1x1x1-1/2	25	100
401-134	1x1x2	25	100
401-156	1-1/4x1x1/2	25	150
401-157	1-1/4x1x3/4	25	150
401-158	1-1/4x1x1	25	150
401-166	1-1/4x1-1/4x1/2	25	150
401-167	1-1/4x1-1/4x3/4	25	100
401-168	1-1/4x1-1/4x1	25	100
401-169	1-1/4x1-1/4x1-1/2	25	100
401-199	1-1/2x1-1/4x1/2	25	150
401-201	1-1/2x1-1/4x3/4	25	150
401-202	1-1/2x1-1/4x1	25	100
401-203	1-1/2x1-1/4x1-1/4	25	100
401-209	1-1/2x1-1/2x1/2	25	100
401-210	1-1/2x1-1/2x3/4	25	100
401-211	1-1/2x1-1/2x1	25	100
401-212	1-1/2x1-1/2x1-1/4	25	100
401-213	1-1/2x1-1/2x2	10	60
401-233	2x1x2	10	40
401-238	2x1-1/2x3/4	10	40
401-239	2x1-1/2x1	10	60
401-241	2x1-1/2x1-1/2	10	60
401-247	2x2x1/2	10	40
401-248	2x2x3/4	10	40
401-249	2x2x1	10	60
401-250	2x2x1-1/4	10	60
401-251	2x2x1-1/2	10	40
401-287	2-1/2x2-1/2x1/2	10	40
401-288	2-1/2x2-1/2x3/4	10	40
401-289	2-1/2x2-1/2x1	10	40
401-290	2-1/2x2-1/2x1-1/4	10	40
401-291	2-1/2x2-1/2x1-1/2	10	40
401-292	2-1/2x2-1/2x2	8	32
401-333	3x3x1/2	8	32
401-334	3x3x3/4	10	0
401-335	3x3x1	10	0
401-336	3x3x1-1/4	8	32
401-337	3x3x1-1/2	15	0
401-338	3x3x2	6	24
401-339	3x3x2-1/2	10	0
401-416	4x4x3/4	6	24
401-417	4x4x1	6	24



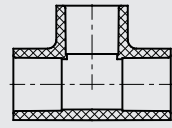
REDUCING TEE (SOC × SOC × SOC)

Part Number	Size (in)	Std PK	Mstr Ctn
401-418	4x4x1-1/4	10	0
401-419	4x4x1-1/2	10	0
401-420	4x4x2	10	0
401-422	4x4x3	6	0
401-486	5x5x2	5	0
401-488	5x5x3	8	0
401-490	5x5x4	6	0
401-528	6x6x2	6	0
401-530	6x6x3	5	0
401-532	6x6x4	5	0
401-582	8x8x4	8	0
401-585	8x8x6	5	0
401-624	10x10x4	12	0
401-626	10x10x6	12	0



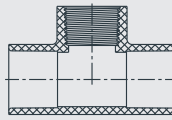
TEE (SOC × SOC × SOC)

Part Number	Size (in)	Std PK	Mstr Ctn
401-003	3/8	50	400
401-005	1/2	50	300
401-007	3/4	50	300
401-010	1	50	200
401-012	1-1/4	25	100
401-015	1-1/2	25	100
401-020	2	25	0
401-025	2-1/2	10	0
401-030	3	10	0
401-040	4	6	0
401-050	5	5	0
401-060	6	2	0
401-080	8	5	0



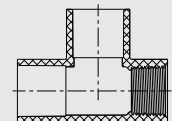
TEE (SOC × SOC × FIPT)

Part Number	Size (in)	Std PK	Mstr Ctn
402-005	1/2	50	300
402-007	3/4	50	300
402-010	1	50	200
402-012	1-1/4	25	100
402-015	1-1/2	25	100
402-020	2	10	60
402-025	2-1/2	15	0
402-030	3	10	0
402-040	4	6	0

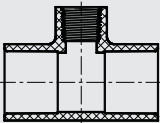


TEE (SOC × FIPT × SOC)

Part Number	Size (in)	Std PK	Mstr Ctn
403-005	1/2	50	300
403-007	3/4	50	300

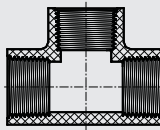


REDUCING TEE (SOC × SOC × FIPT)



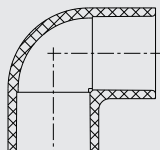
Part Number	Size (in)	Std PK	Mstr Ctn
402-071	1/2x1/2x1/8	50	200
402-072	1/2x1/2x1/4	50	400
402-074	1/2x1/2x3/4	50	200
402-094	3/4x1/2x1/2	50	200
402-095	3/4x1/2x3/4	50	300
402-101	3/4x3/4x1/2	50	200
402-124	1x3/4x1/2	50	300
402-125	1x3/4x3/4	40	240
402-130	1x1x1/2	50	200
402-131	1x1x3/4	50	200
402-156	1-1/4x1x1/2	25	100
402-157	1-1/4x1x3/4	25	150
402-158	1-1/4x1x1	25	150
402-166	1-1/4x1-1/4x1/2	25	150
402-167	1-1/4x1-1/4x3/4	25	150
402-168	1-1/4x1-1/4x1	25	150
402-199	1-1/2x1-1/4x1/2	25	150
402-201	1-1/2x1-1/4x3/4	25	150
402-202	1-1/2x1-1/4x1	25	150
402-209	1-1/2x1-1/2x1/2	25	150
402-210	1-1/2x1-1/2x3/4	25	100
402-211	1-1/2x1-1/2x1	25	100
402-212	1-1/2x1-1/2x1-1/4	25	100
402-239	2x1-1/2x1	10	40
402-247	2x2x1/2	10	40
402-248	2x2x3/4	10	60
402-249	2x2x1	10	40
402-250	2x2x1-1/4	10	60
402-251	2x2x1-1/2	10	60
402-287	2-1/2x2-1/2x1/2	10	40
402-288	2-1/2x2-1/2x3/4	10	40
402-289	2-1/2x2-1/2x1	10	40
402-290	2-1/2x2-1/2x1-1/4	10	40
402-291	2-1/2x2-1/2x1-1/2	10	40
402-292	2-1/2x2-1/2x2	8	32
402-333	3x3x1/2	8	32
402-334	3x3x3/4	8	32
402-335	3x3x1	8	32
402-336	3x3x1-1/4	8	32
402-337	3x3x1-1/2	10	0
402-338	3x3x2	6	24
402-416	4x4x3/4	6	24
402-417	4x4x1	6	24
402-418	4x4x1-1/4	10	0
402-419	4x4x1-1/2	10	0
402-420	4x4x2	10	0
402-422	4x4x3	6	0
402-490	5x5x4	6	0
402-525	6x6x1	6	0
402-528	6x6x2	4	0
402-530	6x6x3	4	0
402-532	6x6x4	2	0

TEE (FIPT × FIPT × FIPT)



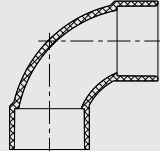
Part Number	Size (in)	Std PK	Mstr Ctn
405-005	1/2	50	300
405-007	3/4	50	200
405-010	1	50	200
405-012	1-1/4	25	150
405-015	1-1/2	25	100
405-020	2	10	60

90° ELL (SOC × SOC)



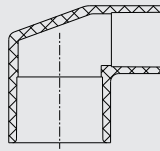
Part Number	Size (in)	Std PK	Mstr Ctn
406-003	3/8	50	600
406-005	1/2	50	400
406-007	3/4	50	200
406-010	1	50	300
406-012	1-1/4	25	150
406-015	1-1/2	25	100
406-020	2	20	80
406-025	2-1/2	10	40
406-030	3	10	0
406-040	4	8	0
406-050	5	4	0
406-060	6	3	0
406-080	8	4	0

90° SWEEP ELL (SOC × SOC)



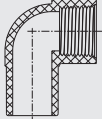
Part Number	Size (in)	Std PK	Mstr Ctn
406-015S	1-1/2	25	100
406-020S	2	15	60
406-025S	2-1/2	15	0
406-030S	3	25	0

90° REDUCING ELL (SOC × SOC)



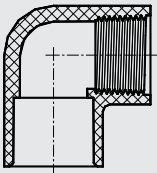
Part Number	Size (in)	Std PK	Mstr Ctn
406-053	3/8x1/2	50	400
406-101	3/4x1/2	50	300
406-130	1x1/2	50	300
406-131	1x3/4	50	300
406-166	1-1/4x1/2	25	150
406-167	1-1/4x3/4	25	150
406-168	1-1/4x1	25	150
406-209	1-1/2x1/2	25	100
406-211	1-1/2x1	25	100
406-212	1-1/2x1-1/4	25	100
406-249	2x1	10	40
406-250	2x1-1/4	10	40
406-251	2x1-1/2	10	40
406-292	2-1/2x2	10	40

90° STREET ELL (SPIG × FIPT)



Part Number	Size (in)	Std PK	Mstr Ctn
404-005	1/2	50	400
404-007	3/4	50	300

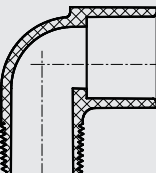
**90° ELL (SOC × FIPT)**



Part Number	Size (in)	Std PK	Mstr Ctn
407-005	1/2	50	400
407-007	3/4	50	200
407-010	1	50	300
407-012	1-1/4	25	150
407-015	1-1/2	25	100
407-020	2	10	40
407-025	2-1/2	9	36
407-030	3	6	24
407-040	4	7	0

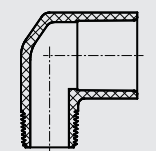
Pressure Rating 150psi @73°F (23°C)

**90° STREET ELL (MIPT × SOC)**



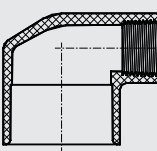
Part Number	Size (in)	Std PK	Mstr Ctn
410-005	1/2	50	400
410-007	3/4	50	200
410-010	1	50	300
410-012	1-1/4	25	100
410-015	1-1/2	25	100
410-020	2	10	40

**90° REDUCING STREET ELL (MIPT × SOC)**



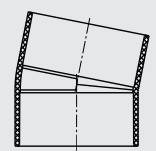
Part Number	Size (in)	Std PK	Mstr Ctn
410-101	3/4x1/2	50	300
410-102	3/4x1	50	200

**90° REDUCING ELL (SOC × FIPT)**



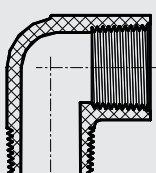
Part Number	Size (in)	Std PK	Mstr Ctn
407-053	3/8x1/2	50	400
407-074	1/2x3/4	50	300
407-101	3/4x1/2	50	300
407-130	1x1/2	50	200
407-131	1x3/4	50	300
407-168	1-1/4x1	25	100
407-211	1-1/2x1	25	100
407-212	1-1/2x1-1/4	15	60
407-249	2x1	10	40
407-250	2x1-1/4	10	40
407-251	2x1-1/2	10	40

**11-1/4° ELL (SOC × SOC)**



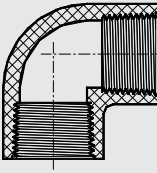
Part Number	Size (in)	Std PK	Mstr Ctn
411-100	10		
411-120	12	2	0

**90° STREET ELL (MIPT × FIPT)**



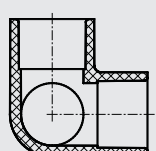
Part Number	Size (in)	Std PK	Mstr Ctn
412-005	1/2	50	400
412-007	3/4	50	300
412-010	1	50	300
412-012	1-1/4	25	100
412-015	1-1/2	25	150
412-020	2	10	40

**90° ELL (FIPT × FIPT)**



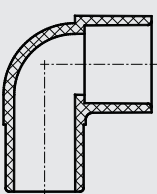
Part Number	Size (in)	Std PK	Mstr Ctn
408-005	1/2	50	400
408-007	3/4	50	300
408-010	1	50	300
408-012	1-1/4	25	150
408-015	1-1/2	35	140
408-020	2	10	60

**SIDE OUTLET ELL (SOC × SOC × SOC)**



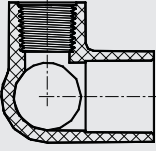
Part Number	Size (in)	Std PK	Mstr Ctn
413-005	1/2	50	300
413-007	3/4	50	300
413-010	1	25	150
413-015	1-1/2	10	60
413-020	2	10	40

**90° STREET ELL (SPIG × SOC)**



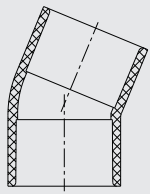
Part Number	Size (in)	Std PK	Mstr Ctn
409-005	1/2	50	400
409-007	3/4	50	200
409-010	1	50	300
409-012	1-1/4	25	150
409-015	1-1/2	25	100
409-020	2	10	60
409-025	2-1/2	10	40
409-030	3	15	0
409-040	4	10	0
409-060	6	5	0

**SIDE OUTLET ELL (SOC × SOC × FIPT)**



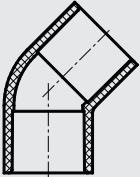
Part Number	Size (in)	Std PK	Mstr Ctn
414-005	1/2	50	300
414-007	3/4	50	300
414-101	3/4x3/4x1/2	50	200
414-010	1	20	80
414-130	1x1x1/2	50	200

**22-1/2° ELL (SOC × SOC)**



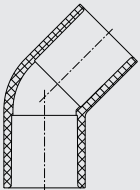
Part Number	Size (in)	Std PK	Mstr Ctn
416-015	1-1/2	20	80
416-020	2	20	120
416-025	2-1/2	10	60
416-030	3	20	0
416-040	4	12	0
416-060	6	4	0
416-100	10		

**45° ELL (SOC × SOC)**



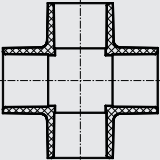
Part Number	Size (in)	Std PK	Mstr Ctn
417-005	1/2	50	400
417-007	3/4	50	200
417-010	1	50	300
417-012	1-1/4	25	150
417-015	1-1/2	25	100
417-020	2	25	100
417-025	2-1/2	10	40
417-030	3	15	0
417-040	4	4	16
417-050	5	10	0
417-060	6	5	0
417-080	8	6	0
417-100	10	4	0

**DEEP SOCKET 45° ELL (SOC × SOC)**



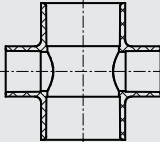
Part Number	Size (in)	Std PK	Mstr Ctn
417-020DS	2		
417-030DS	3	25	0

**CROSS (SOC × SOC × SOC × SOC)**



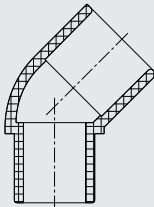
Part Number	Size (in)	Std PK	Mstr Ctn
420-005	1/2	50	200
420-007	3/4	50	200
420-010	1	25	100
420-012	1-1/4	50	0
420-015	1-1/2	25	0
420-020	2	8	32
420-025	2-1/2	10	0
420-030	3	6	0
420-040	4	6	0
420-060	6	2	0

**REDUCING CROSS (SOC × SOC × SOC × SOC)**



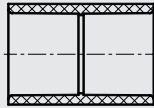
Part Number	Size (in)	Std PK	Mstr Ctn
420-101	3/4x3/4x1/2x1/2	50	300
420-249	2x2x1x1	10	40
420-251	2x2x1-1/2x1-1/2	10	40
420-335	3x3x1x1	18	0
420-337	3x3x1-1/2x1-1/2	15	0
420-338	3x3x2x2	12	0
420-419	4x4x1-1/2x1-1/2	8	0
420-420	4x4x2x2	6	0
420-422	4x4x3x3	5	0
420-528	6x6x2x2	3	0
420-532	6x6x4x4	2	0

**45° STREET ELL (SPIG × SOC)**



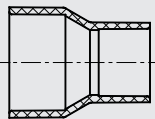
Part Number	Size (in)	Std PK	Mstr Ctn
427-005	1/2	50	600
427-007	3/4	50	200
427-010	1	50	200
427-012	1-1/4	25	100
427-015	1-1/2	25	150
427-020	2	25	100
427-025	2-1/2	10	40
427-030	3	5	30
427-040	4	20	0
427-060	6	8	0
427-080	8		
427-100	10	4	0

**COUPLING (SOC × SOC)**




Part Number	Size (in)	Std PK	Mstr Ctn
429-003	3/8	50	600
429-005	1/2	50	600
429-007	3/4	50	400
429-010	1	50	200
429-012	1-1/4	25	150
429-015	1-1/2	25	100
429-020	2	25	100
429-025	2-1/2	12	72
429-030	3	10	40
429-040	4	6	24
429-050	5	18	0
429-060	6	6	0
429-080	8	8	0
429-100	10	8	0
429-120	12	2	0

**REDUCING COUPLING (SOC × SOC)**



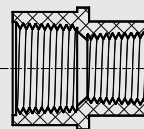
Part Number	Size (in)	Std PK	Mstr Ctn
429-101	3/4x1/2	50	400
429-130	1x1/2	25	300
429-131	1x3/4	50	300
429-166	1-1/4x1/2	25	150
429-167	1-1/4x3/4	25	150
429-168	1-1/4x1	25	150
429-209	1-1/2x1/2	25	150
429-210	1-1/2x3/4	25	150
429-211	1-1/2x1	25	100
429-212	1-1/2x1-1/4	25	100
429-247	2x1/2	10	80
429-248	2x3/4	10	80
429-249	2x1	25	150
429-250	2x1-1/4	10	80
429-251	2x1-1/2	10	80
429-291	2-1/2x1-1/2	10	40
429-292	2-1/2x2	10	40
429-338	3x2	8	32
429-340	3x2-1/2	8	32
429-420	4x2	4	16
429-421	4x2-1/2	6	24
429-422	4x3	4	16
429-528	6x2	10	0
429-530	6x3	15	0
429-532	6x4	5	0
429-582	8x4	12	0
429-585	8x6	12	0
429-626	10x6	8	0
429-628	10x8	8	0
429-668	12x8	3	0
429-670	12x10	3	0

**COUPLING (FIPT × FIPT)**



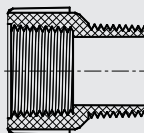
Part Number	Size (in)	Std PK	Mstr Ctn
430-005	1/2	50	600
430-007	3/4	50	400
430-010	1	50	200
430-012	1-1/4	10	120
430-020	2	10	80

**REDUCING COUPLING (FIPT × FIPT)**



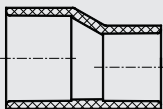
Part Number	Size (in)	Std PK	Mstr Ctn
430-101	3/4x1/2	50	400
430-131	1x3/4	50	300

**RISER EXTENSION (FIPT × MIPT)**



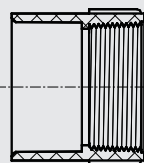
Part Number	Size (in)	Std PK	Mstr Ctn
434-005	1/2	50	600
434-007	3/4	50	400

**ECCENTRIC REDUCER COUPLING (SOC × SOC)**



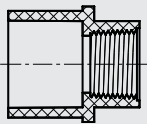
Part Number	Size (in)	Std PK	Mstr Ctn
429-168E	1-1/4x1	25	150
429-212E	1-1/2x1-1/4	25	100
429-251E	2x1-1/2	10	80
429-292E	2-1/2x2	10	60
429-338E	3x2	9	36
429-420E	4x2	15	0
429-421E	4x2-1/2	6	24
429-422E	4x3	12	0
429-528E	6x2	3	0
429-530E	6x3	3	0
429-532E	6x4	5	0

**FEMALE ADAPTER (SOC × FIPT)**



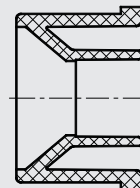
Part Number	Size (in)	Std PK	Mstr Ctn
435-003	3/8	100	1200
435-005	1/2	50	600
435-007	3/4	50	400
435-010	1	50	200
435-012	1-1/4	25	100
435-015	1-1/2	25	100
435-020	2	10	80
435-025	2-1/2	10	40
435-030	3	10	40
435-040	4	6	36
435-060	6	5	0

### REDUCING FEMALE ADAPTER (SOC × FIPT)



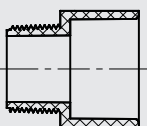
Part Number	Size (in)	Std PK	Mstr Ctn
435-072	1/2x1/4	50	600
435-073	1/2x3/8	50	600
435-074	1/2x3/4	50	600
435-101	3/4x1/2	50	400
435-102	3/4x1	25	200
435-130	1x1/2	50	200
435-131	1x3/4	50	200
435-133	1x1-1/2	25	150
435-168	1-1/4x1	25	100

### REDUCING BUSHING FLUSH STYLE (SPIG × SOC)



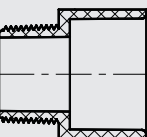
Part Number	Size (in)	Std PK	Mstr Ctn
437-072	1/2x1/4	50	600
437-073	1/2x3/8	50	600
437-101	3/4x1/2	50	600
437-130	1x1/2	50	400
437-131	1x3/4	50	400
437-166	1-1/4x1/2	25	300
437-167	1-1/4x3/4	25	300
437-168	1-1/4x1	25	300
437-209	1-1/2x1/2	25	150
437-210	1-1/2x3/4	25	150
437-211	1-1/2x1	25	150
437-212	1-1/2x1-1/4	25	150
437-247	2x1/2	10	80
437-248	2x3/4	10	60
437-249	2x1	10	80
437-250	2x1-1/4	10	80
437-251	2x1-1/2	10	80
437-287	2-1/2x1/2	10	60
437-288	2-1/2x3/4	10	60
437-289	2-1/2x1	10	60
437-290	2-1/2x1-1/4	10	60
437-291	2-1/2x1-1/2	10	60
437-292	2-1/2x2	10	60
437-334	3x3/4	10	40
437-335	3x1	10	40
437-336	3x1-1/4	10	40
437-337	3x1-1/2	10	40
437-338	3x2	10	40
437-339	3x2-1/2	15	90
437-420	4x2	6	24
437-421	4x2-1/2	6	24
437-422	4x3	6	24
437-488	5x3	15	0
437-490	5x4	15	0
437-528	6x2	9	0
437-530	6x3	9	0
437-532	6x4	9	0
437-534	6x5	20	0
437-582	8x4	3	0
437-585	8x6	3	0
437-623	10x3	12	0
437-624	10x4	12	0
437-626	10x6	12	0
437-628	10x8	16	0

### MALE ADAPTER (MIPT × SOC)



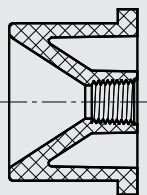
Part Number	Size (in)	Std PK	Mstr Ctn
436-003	3/8	50	600
436-005	1/2	50	600
436-007	3/4	50	400
436-010	1	50	200
436-012	1-1/4	25	150
436-015	1-1/2	25	100
436-020	2	25	100
436-025	2-1/2	10	40
436-030	3	10	60
436-040	4	4	16
436-060	6	6	0

### REDUCING MALE ADAPTER (MIPT × SOC)



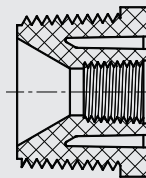
Part Number	Size (in)	Std PK	Mstr Ctn
436-053	3/8x1/2	50	600
436-073	1/2x3/8	50	600
436-074	1/2x3/4	50	400
436-075	1/2x1	40	240
436-101	3/4x1/2	50	600
436-102	3/4x1	50	300
436-131	1x3/4	50	400
436-132	1x1-1/4	50	300
436-133	1x1-1/2	50	300
436-168	1-1/4x1	25	200
436-169	1-1/4x1-1/2	25	150
436-212	1-1/2x1-1/4	25	100
436-213	1-1/2x2	25	100
436-251	2x1-1/2	10	80
436-252	2x2-1/2	10	40
436-253	2x3	10	60
436-342	3x4	5	30

REDUCING BUSHING FLUSH STYLE (SPIG×FIPT)



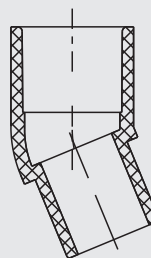
Part Number	Size (in)	Std PK	Mstr Ctn
438-052	3/8x1/4	50	600
438-071	1/2x1/8	50	600
438-072	1/2x1/4	50	600
438-073	1/2x3/8	50	600
438-098	3/4x1/4	50	600
438-101	3/4x1/2	100	800
438-128	1x1/4	50	400
438-129	1x3/8	50	400
438-130	1x1/2	50	400
438-131	1x3/4	50	400
438-166	1-1/4x1/2	25	200
438-167	1-1/4x3/4	25	200
438-168	1-1/4x1	25	100
438-207	1-1/2x1/4	25	200
438-209	1-1/2x1/2	25	150
438-210	1-1/2x3/4	25	100
438-211	1-1/2x1	25	150
438-212	1-1/2x1-1/4	25	150
438-245	2x1/4	10	120
438-247	2x1/2	10	120
438-248	2x3/4	10	120
438-249	2x1	10	120
438-250	2x1-1/4	10	120
438-251	2x1-1/2	10	120
438-288	2-1/2x3/4	10	60
438-289	2-1/2x1	10	60
438-290	2-1/2x1-1/4	10	60
438-291	2-1/2x1-1/2	10	60
438-292	2-1/2x2	10	60
438-335	3x1	10	40
438-336	3x1-1/4	10	40
438-337	3x1-1/2	10	40
438-338	3x2	10	40
438-339	3x2-1/2	10	40
438-420	4x2	6	24
438-421	4x2-1/2	6	24
438-422	4x3	6	24
438-490	5x4	6	24
438-528	6x2	9	0
438-530	6x3	9	0
438-532	6x4	9	0

REDUCING T.T. BUSHING FLUSH STYLE (MIPT×FIPT)



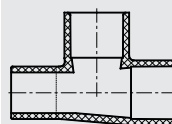
Part Number	Size (in)	Std PK	Mstr Ctn
439-052	3/8x1/4	50	600
439-072	1/2x1/4	150	1800
439-073	1/2x3/8	50	600
439-098	3/4x1/4	50	600
439-099	3/4x3/8	50	600
439-101	3/4x1/2	50	600
439-128	1x1/4	25	300
439-130	1x1/2	50	600
439-131	1x3/4	50	600
439-166	1-1/4x1/2	25	300
439-167	1-1/4x3/4	25	300
439-168	1-1/4x1	25	300
439-198	1-1/2x2	40	240
439-209	1-1/2x1/2	25	200
439-210	1-1/2x3/4	25	200
439-211	1-1/2x1	25	200
439-212	1-1/2x1-1/4	25	200
439-248	2x3/4	10	120
439-249	2x1	10	120
439-250	2x1-1/4	10	120
439-251	2x1-1/2	10	120
439-292	2-1/2x2	10	60
439-338	3x2	10	60
439-422	4x3	6	24

22-1/2° STREET ELL(SPIG×SOC)



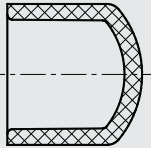
Part Number	Size (in)	Std PK	Mstr Ctn
442-005	1/2	50	600
442-007	3/4	50	300
442-010	1	50	200
442-012	1-1/4	25	100
442-015	1-1/2	30	120
442-020	2	20	80
442-025	2-1/2	10	60
442-030	3	5	30
442-040	4	4	16
442-060	6	5	0

STREET TEE (SPIG×SOC×SOC)



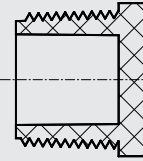
Part Number	Size (in)	Std PK	Mstr Ctn
444-005	1/2	25	200
444-007	3/4	15	120
444-010	1	15	90
444-012	1-1/4	10	40
444-015	1-1/2	10	40
444-020	2	10	40

CAP (SOC)



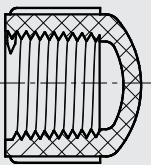
Part Number	Size (in)	Std PK	Mstr Ctn
447-003	3/8	100	1200
447-005	1/2	100	1200
447-007	3/4	50	600
447-010	1	50	300
447-012	1-1/4	25	150
447-015	1-1/2	25	150
447-020	2	10	80
447-025	2-1/2	10	60
447-030	3	10	40
447-040	4	6	24
447-050	5	6	24
447-060	6	8	0
447-080	8	12	0
447-100	10	12	0
447-120	12	3	0

PLUG (MIPT)



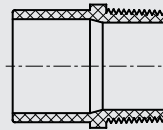
Part Number	Size (in)	Std PK	Mstr Ctn
450-003	3/8	100	1200
450-005	1/2	150	1800
450-007	3/4	100	1200
450-010	1	50	400
450-012	1-1/4	25	300
450-015	1-1/2	25	200
450-020	2	10	120
450-025	2-1/2	10	60
450-030	3	10	40
450-040	4	6	24
450-060	6	4	16

CAP (FIPT)



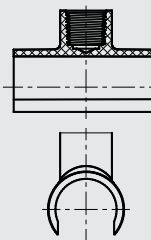
Part Number	Size (in)	Std PK	Mstr Ctn
448-003	3/8	100	1200
448-005	1/2	100	1200
448-007	3/4	50	600
448-010	1	50	400
448-012	1-1/4	25	200
448-015	1-1/2	25	150
448-020	2	10	120
448-025	2-1/2	10	60
448-030	3	10	40
448-040	4	6	36
448-060	6	13	0

MALE ADAPTER (TAKE OFF) (SPIG × MIPT)



Part Number	Size (in)	Std PK	Mstr Ctn
461-005	1/2	50	600
461-007	3/4	50	400
461-010	1	50	300
461-015	1-1/2	25	100
461-020	2	25	100

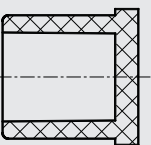
SNAP-ON SADDLE (IPS O.D. × FIPT)



Part Number	Size (in)	Std PK	Mstr Ctn
464-007	3/4	25	200
464-101	3/4x1/2		
464-130	1x1/2	25	150
464-131	1x3/4		

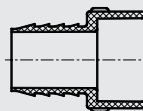
Non-Pressure Rated  
NSF Not Available

PLUG (SPIG)



Part Number	Size (in)	Std PK	Mstr Ctn
449-003	3/8	150	1800
449-005	1/2	100	1200
449-007	3/4	50	600
449-010	1	50	400
449-012	1-1/4	25	200
449-015	1-1/2	25	150
449-020	2	10	120
449-025	2-1/2	10	60
449-030	3	10	40
449-040	4	6	24
449-060	6	8	0

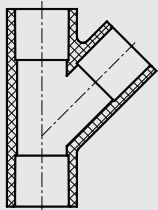
INSERT ADAPTER (INSERT × SOC)



Part Number	Size (in)	Std PK	Mstr Ctn
474-007	3/4	50	400
474-010	1	25	200
474-015	1-1/2	25	100
474-020	2	20	80

ASTM D 2609 ASTM 2466  
NSF Not Available

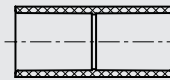
**WYE (SOC × SOC × SOC)**



Part Number	Size (in)	Std PK	Mstr Ctn
475-005	1/2	25	150
475-007	3/4	20	80
475-010	1	20	120
475-012	1-1/4	20	80
475-015	1-1/2	15	60
475-020	2	10	40
475-025	2-1/2	3	12
475-030	3	6	0
475-040	4	5	0
475-060	6	2	0

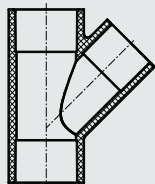
Pressure Rating  
 1/2" - 2" 235psi @73°F (23°C)  
 2-1/2" - 6" 150psi @73°F (23°C)

**DEEP SOCKET COUPLING (SOC × SOC)**



Part Number	Size (in)	Std PK	Mstr Ctn
479-005	1/2	50	400
479-007	3/4	50	300
479-010	1	50	300
479-012	1-1/4	50	200
479-015	1-1/2	30	120
479-020	2	60	0
479-025	2-1/2	25	0
479-030	3	20	0
479-040	4	10	0
479-060	6	5	0

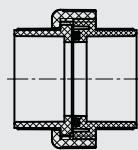
**REDUCING WYE (SOC × SOC × SOC)**



Part Number	Size (in)	Std PK	Mstr Ctn
475-101	3/4x3/4x1/2	20	120
475-131	1x1x3/4	20	80
475-210	1-1/2x1-1/2x3/4	20	80
475-211	1-1/2x1-1/2x1	20	80
475-212	1-1/2x1-1/2x1-1/4	15	60
475-251	2x2x1-1/2	10	40
475-292	2-1/2x2-1/2x2	4	24
475-338	3x3x2	10	0
475-339	3x3x2-1/2	8	0
475-420	4x4x2	5	0
475-422	4x4x3	5	0
475-528	6x6x2	5	0
475-530	6x6x3	5	0
475-532	6x6x4	3	0

Pressure Rating  
 1/2" - 2" 235psi @73°F (23°C)  
 2-1/2" - 6" 150psi @73°F (23°C)

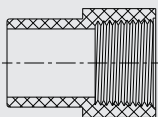
**UNION W/O-RING SEAL (SOC × SOC)**



Part Number	Size (in)	Std PK	Mstr Ctn
497-005	1/2	20	240
497-007	3/4	10	120
497-010	1	10	80
497-012	1-1/4	8	64
497-015	1-1/2	10	40
497-020	2	5	30

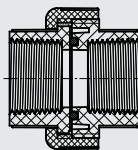
Pressure Rating 150psi @73°F (23°C)

**SPIGOT FEMALE ADAPTER (SPIG X FIPT)**



Part Number	Size (in)	Std PK	Mstr Ctn
478-005	1/2	50	600
478-007	3/4	25	300
478-010	1	40	240
478-012	1-1/4	30	120
478-015	1-1/2	30	120
478-020	2	25	100

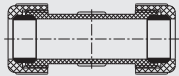
**UNION W/O-RING SEAL (FIPT × FIPT)**



Part Number	Size (in)	Std PK	Mstr Ctn
498-005	1/2	20	240
498-007	3/4	10	120
498-010	1	10	80
498-012	1-1/4	8	64
498-015	1-1/2	15	60
498-020	2	5	30

Pressure Rating 150psi @73°F (23°C)

### COMPRESSION COUPLING(GASKET×GASKET)



Part Number	Size (in)	Std PK	Mstr Ctn
IR90-05	1/2	30	120
IR90-07	3/4	30	180
IR90-10	1	10	40
IR90-12	1-1/4	15	60
IR90-15	1-1/2	10	40
IR90-20	2	6	24
IR90-25	2-1/2	15	0
IR90-30	3	7	0
IR90-40	4	10	0
IR90-60	6	3	0

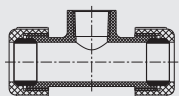
Pressure Rating 200psi @73°F (23°C)

### EXPAND REPAIR COUPLING (SOC×SPIG)



Part Number	Size (in)	Std PK	Mstr Ctn
FSF-050	1/2	25	100
FSF-075	3/4	20	80
FSF-100	1	10	40
FSF-125	1-1/4	6	24
FSF-150	1-1/2	6	24
FSF-200	2	18	0
FSF-250	2-1/2	20	0
FSF-300	3	6	0
FSF-400	4	7	0
FSF-600	6	2	0

### COMPRESSION TEE (GASKET×GASKET×FIPT)



Part Number	Size (in)	Std PK	Mstr Ctn
IR91-05	1/2	30	180
IR91-07	3/4	25	150
IR91-10	1	10	40

Pressure Rating 200psi @73°F (23°C)

Fitting Terms and Abbreviations:

ELL: Elbow	FIPT: Female Iron Pipe Thread
SOC: Solvent Weld Socket	INSERT: Barbed Insert End
SPIG: Spigot End (pipe O.D. size)	GASKET: Elastomer Gasket Sealed Connection
MIPT: Male Iron Pipe Thread	IPS O.D.: Iron Pipe Size Outside Diameter
	W/: with

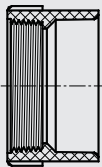
Note: part of item aren't listed in upc certification

**COUPLING (H×H)**



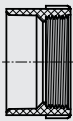
Part Number	Size (in)	Std PK	Mstr Ctn
LP100-012	1-1/4	100	400
LP100-015	1-1/2	100	400
LP100-020	2	100	0
LP100-030	3	60	0
LP100-040	4	25	0
LP100-060	6	5	0
LP100-080	8	8	0
LP100-100	10	8	0
LP100-120	12	2	0

**FEMALE ADAPTER (FPT×H)**



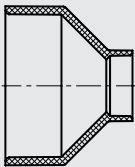
Part Number	Size (in)	Std PK	Mstr Ctn
LP101-012	1-1/4	100	400
LP101-015	1-1/2	100	400
LP101-020	2	50	200
LP101-030	3	35	0
LP101-040	4	10	40
LP101-060	6	10	0
LP101-080	8	9	0

**REDUCING FEMALE ADAPTER (H×FPT)**



Part Number	Size (in)	Std PK	Mstr Ctn
LP101-212	1-1/2x1-1/4	100	400

**PIPE INCREASER-REDUCER (H×H)**



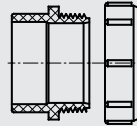
Part Number	Size (in)	Std PK	Mstr Ctn
LP102-212	1-1/2x1-1/4	25	150
LP102-251	2x1-1/2	25	100
LP102-337	3x1-1/2	25	0
LP102-338	3x2	20	80
LP102-419	4x1-1/2	25	0
LP102-420	4x2	10	40
LP102-422	4x3	20	0
LP102-532	6x4	6	0
LP102-582	8x4	12	0
LP102-585	8x6	12	0
LP102-626	10x6	12	0
LP102-628	10x8	10	0
LP102-624	10x4	12	0
LP102-668	12x8	2	0
LP102-670	12x10	2	0

**TRAP ADAPTER-MALE (S×SLIP)**



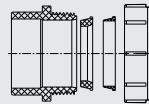
Part Number	Size (in)	Std PK	Mstr Ctn
LP103-012	1-1/4	60	240
LP103-015	1-1/2	50	200
LP103-020	2	25	150
LP103-212	1-1/2x1-1/4	50	200

**TRAP ADAPTER-MALE W/PLASTIC NUT (S×SLIP)**



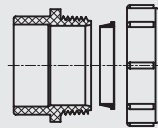
Part Number	Size (in)	Std PK	Mstr Ctn
LP103P-012	1-1/4	30	180
LP103P-015	1-1/2	50	300
LP103P-020	2	25	100
LP103P-212	1-1/2x1-1/4	75	300

**TRAP ADAPTER-MALE W/1-1/2 PLASTIC NUT & WASHER AND 1-1/2 x 1-1/4 WASHER (S×SLIP)**



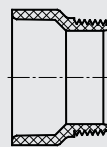
Part Number	Size (in)	Std PK	Mstr Ctn
LP103R-015	1-1/2	10	80

**TRAP ADAPTER-MALE W/PLASTIC NUT & WASHER (S×SLIP)**



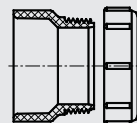
Part Number	Size (in)	Std PK	Mstr Ctn
LP103X-012	1-1/4	30	180
LP103X-015	1-1/2	50	300
LP103X-020	2		
LP103X-212	1-1/2x1-1/4	50	300

**TRAP ADAPTER - FEMALE (H×SLIP)**



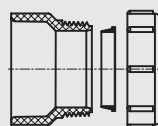
Part Number	Size (in)	Std PK	Mstr Ctn
LP104-012	1-1/4	50	300
LP104-015	1-1/2	50	200
LP104-212	1-1/2x1-1/4	50	200
LP104-020	2	50	200

**TRAP ADAPTER - FEMALE W/PLASTIC NUT (H×SLIP)**



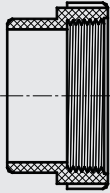
Part Number	Size (in)	Std PK	Mstr Ctn
LP104P-012	1-1/4		
LP104P-015	1-1/2	50	300
LP104P-212	1-1/2x1-1/4		
LP104P-020	2	50	200

**TRAP ADAPTER-FEMALE W/PLASTIC NUT & WASHER (H×SLIP)**



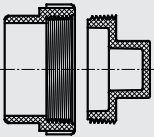
Part Number	Size (in)	Std PK	Mstr Ctn
LP104X-012	1-1/4		
LP104X-015	1-1/2	50	200
LP104X-020	2		
LP104X-212	1-1/2x1-1/4	50	300

**FITTING CLEANOUT ADAPTER (S×FPT)**



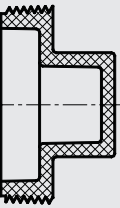
Part Number	Size (in)	Std PK	Mstr Ctn
LP105-012	1-1/4	35	210
LP105-015	1-1/2	50	200
LP105-020	2	50	200
LP105-030	3	20	80
LP105-040	4	10	40
LP105-060	6	10	0

**FITTING CLEANOUT ADAPTER W/ C.O. PLUG (S×FPT)**



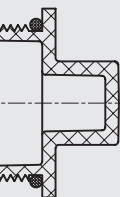
Part Number	Size (in)	Std PK	Mstr Ctn
LP105X-012	1-1/4		
LP105X-015	1-1/2	50	200
LP105X-020	2	50	200
LP105X-030	3	20	80
LP105X-040	4	10	40
LP105X-060	6	6	0

**CLEANOUT PLUG (MPT)**



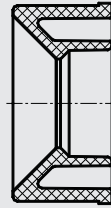
Part Number	Size (in)	Std PK	Mstr Ctn
LP106-012	1-1/4	50	600
LP106-015	1-1/2	50	300
LP106-020	2	50	200
LP106-030	3	25	150
LP106-040	4	30	120
LP106-060	6	10	40
LP106-080	8	5	20

**CLEANOUT PLUG W/GASKET (MPT)**



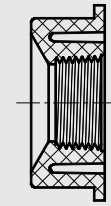
Part Number	Size (in)	Std PK	Mstr Ctn
LP106R-015	1-1/2	100	600
LP106R-020	2	50	200
LP106R-030	3	25	150
LP106R-040	4	25	100
LP106R-060	6	10	40

**FLUSH BUSHING (S×H)**



Part Number	Size (in)	Std PK	Mstr Ctn
LP107-212	1-1/2x1-1/4	100	400
LP107-250	2x1-1/4	50	200
LP107-251	2x1-1/2	50	200
LP107-337	3x1-1/2	30	120
LP107-338	3x2	30	120
LP107-420	4x2	30	0
LP107-422	4x3	30	0
LP107-530	6x3	10	0
LP107-532	6x4	10	0
LP107-582	8x4	3	0
LP107-585	8x6	3	0
LP107-626	10x6	12	0
LP107-628	10X8	9	0
LP107-666	12x6	4	0
LP107-668	12x8	4	0

**REDUCER BUSHING (DISHWASHER BUSHING) (S×FPT)**



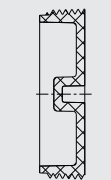
Part Number	Size (in)	Std PK	Mstr Ctn
LP108-209	1-1/2x1/2	50	300
LP108-210	1-1/2x3/4	50	300
LP108-212	1-1/2x1-1/4	50	400
LP108-251	2x1-1/2	50	200
LP108-337	3x1-1/2	10	60
LP108-338	3x2	10	60
LP108-628	10x8	12	0
LP108-668	12x8	4	0

**MALE ADAPTER (MPT×H)**



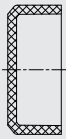
Part Number	Size (in)	Std PK	Mstr Ctn
LP109-012	1-1/4	50	200
LP109-015	1-1/2	50	300
LP109-020	2	50	200
LP109-030	3	25	0
LP109-040	4	25	0
LP109-060	6	7	0
LP109-169	1-1/4x1-1/2	25	150

**FLUSH C. O. PLUG (MPT)**



Part Number	Size (in)	Std PK	Mstr Ctn
LP110-020	2	50	400
LP110-030	3	25	150
LP110-040	4	25	150

**PLUG SLIP (S)**



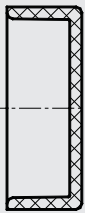
Part Number	Size (in)	Std PK	Mstr Ctn
LP110S-015	1-1/2	25	300
LP110S-020	2	50	200

**TRAP ADAPTER CAP W/GASKET**



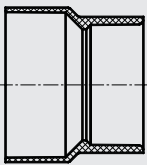
Part Number	Size (in)	Std PK	Mstr Ctn
LP114-012	1-1/4	50	200
LP114-015	1-1/2	50	200

**CAP (SOC)**



Part Number	Size (in)	Std PK	Mstr Ctn
LP116-015	1-1/2	20	240
LP116-020	2	15	180
LP116-030	3	10	60
LP116-040	4	5	20
LP116-060	6	8	0
LP116-080	8	16	0
LP116-100	10	16	0
LP116-120	12	4	0

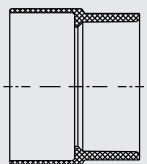
**ADAPTER COUPLING (H×H)**



Part Number	Size (in)	Std PK	Mstr Ctn
LP117-030	3	35	0
LP117-040	4	20	0
LP117-422	4x3	12	48

Adapts Sewer&Drain Pipe to DWV Pipe.

**ADAPTER COUPLING (S/D S×DWV H)**



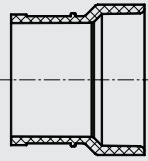
Part Number	Size (in)	Std PK	Mstr Ctn
LP117X-422	4x3	8	48

**ADAPTER BUSHING (DWV SPIGOT×HUB)**



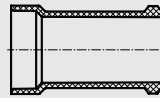
Part Number	Size (in)	Std PK	Mstr Ctn
LP118-020	2	25	300
LP118-030	3	25	150
LP118-040	4	10	60
LP118-060	6	12	0

**NO-HUB ADAPTER (S×H)**



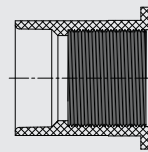
Part Number	Size (in)	Std PK	Mstr Ctn
LP119-015	1-1/2	25	100
LP119-020	2	25	100
LP119-030	3	20	80
LP119-040	4	14	56
LP119-251	2x1-1/2	25	100
LP119-422	4x3	8	48

**HUB ADAPTER (H×S)**



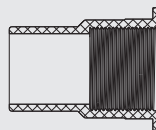
Part Number	Size (in)	Std PK	Mstr Ctn
LP123-020	2	20	80
LP123-030	3	20	0
LP123-040	4	12	0

**TRAP ADAPTER PLUG (H×NPSM THREAD)**



Part Number	Size (in)	Std PK	Mstr Ctn
LP128-015	1-1/2	20	80

**TRAP ADAPTER PLUG (S×NPSM THREAD)**



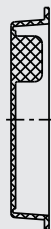
Part Number	Size (in)	Std PK	Mstr Ctn
LP129-015	1-1/2	12	72

**REPAIR COUPLING (H×H)**



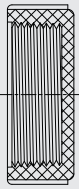
Part Number	Size (in)	Std PK	Mstr Ctn
LP130-015	1-1/2	100	400
LP130-020	2	30	120
LP130-030	3	10	60
LP130-040	4	5	30
LP130-060	6	12	0

**TEST CAP (S)**



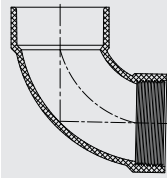
Part Number	Size (in)	Std PK	Mstr Ctn
LP131-015	1-1/2	100	600
LP131-020	2	100	600
LP131-030	3	50	200
LP131-040	4	100	400

### THREADED CAP (FPT)



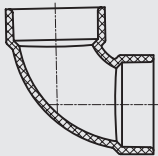
Part Number	Size (in)	Std PK	Mstr Ctn
LP135-015	1-1/2	50	400
LP135-020	2	35	210
LP135-030	3	30	120

### 1/4 BEND (H X FPT)



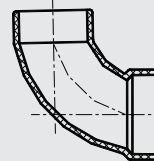
Part Number	Size (in)	Std PK	Mstr Ctn
LP301-030	3	15	0

### 90° ELBOW-SHORT TURN (H×H)



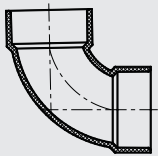
Part Number	Size (in)	Std PK	Mstr Ctn
LP300-015S	1-1/2	100	0
LP300-020S	2	25	100
LP300-030S	3	25	0

### 1/4 BEND, STREET (S×H)



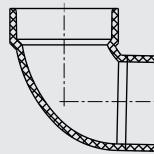
Part Number	Size (in)	Std PK	Mstr Ctn
LP302-012	1-1/4	50	200
LP302-015	1-1/2	30	180
LP302-020	2	50	0
LP302-030	3	20	0
LP302-040	4	10	0
LP302-060	6	4	0
LP302-080	8	4	0

### 1/4 BEND (H×H)



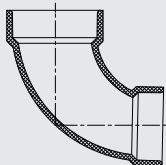
Part Number	Size (in)	Std PK	Mstr Ctn
LP300-012	1-1/4	50	200
LP300-015	1-1/2	100	0
LP300-020	2	50	0
LP300-030	3	25	0
LP300-040	4	10	0
LP300-060	6	4	0
LP300-080	8	4	0

### 90° ELBOW-SHORT TURN (H×S)



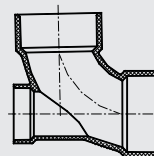
Part Number	Size (in)	Std PK	Mstr Ctn
LP302-020S	2	70	0

### 1/4 BEND, REDUCING (H×H)



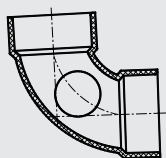
Part Number	Size (in)	Std PK	Mstr Ctn
LP300R-251	2X1-1/2	50	0

### 1/4 BEND W/ LOW HEEL INLET (H×H×H)



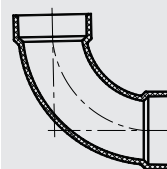
Part Number	Size (in)	Std PK	Mstr Ctn
LP303-337	3x3x1-1/2	25	0
LP303-338	3x3x2	25	0
LP303-420	4x4x2	6	0

### 1/4 BEND WITH SIDE INLET (ALL HUB)



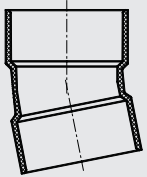
Part Number	Size (in)	Std PK	Mstr Ctn
LP300S-337	3x3x1-1/2	8	0
LP300S-338	3x3x2	10	0

### LONG SWEEP 1/4 BEND (H×H)



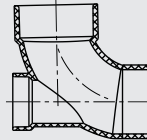
Part Number	Size (in)	Std PK	Mstr Ctn
LP304-015	1-1/2	30	120
LP304-020	2	15	60
LP304-030	3	10	0
LP304-040	4	5	0
LP304-060	6	4	0

11-1/4° ELBOW (H×H)



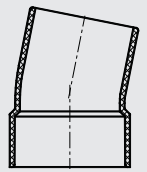
Part Number	Size (in)	Std PK	Mstr Ctn
LP305-060	6	6	0

1/4 BEND, STREET W/ LOW HEEL INLET (H×S×H)



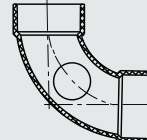
Part Number	Size (in)	Std PK	Mstr Ctn
LP310-338	3X3X2	15	0

11-1/4° ELBOW (S×H)



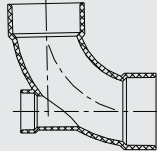
Part Number	Size (in)	Std PK	Mstr Ctn
LP306-060	6	5	0

LONG SWEEP 1/4 BEND W/SIDE INLET (ALL HUB)



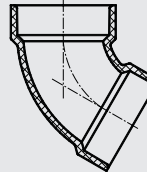
Part Number	Size (in)	Std PK	Mstr Ctn
LP311-338	3X3X2	10	0

LONG SWEEP 1/4 BEND W/LOW HEEL INLET (ALL HUB)



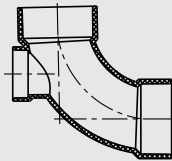
Part Number	Size (in)	Std PK	Mstr Ctn
LP307-337	3X3X1-1/2	10	0
LP307-338	3X3X2	20	0

1/6 BEND (H×H)



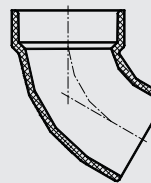
Part Number	Size (in)	Std PK	Mstr Ctn
LP319-015	1-1/2	40	160
LP319-020	2	25	100
LP319-030	3	20	0
LP319-040	4	8	0
LP319-060	6	2	0

LONG SWEEP 1/4 BEND W/HIGH HEEL INLET (ALL HUB)



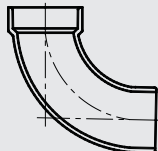
Part Number	Size (in)	Std PK	Mstr Ctn
LP308-338	3X3X2	20	0

1/6 BEND, STREET (H×S)



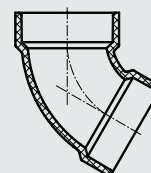
Part Number	Size (in)	Std PK	Mstr Ctn
LP320-015	1-1/2	40	160
LP320-020	2	25	100
LP320-030	3	20	0
LP320-040	4	10	0

LONG SWEEP 1/4 BEND, STREET (H×S)



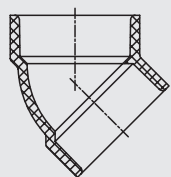
Part Number	Size (in)	Std PK	Mstr Ctn
LP309-015	1-1/2	30	120
LP309-020	2	15	60
LP309-030	3	10	0
LP309-040	4	5	0

1/8 BEND (H×H)



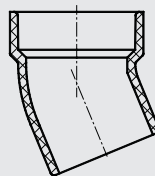
Part Number	Size (in)	Std PK	Mstr Ctn
LP321-012	1-1/4	50	200
LP321-015	1-1/2	100	0
LP321-020	2	50	0
LP321-030	3	25	0
LP321-040	4	15	0
LP321-060	6	5	0
LP321-080	8	4	0

### 45° ELBOW-SHORT TURN (H×H)



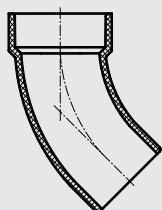
Part Number	Size (in)	Std PK	Mstr Ctn
LP321-015S	1-1/2	60	240

### 1/16 BEND, STREET (H×S)



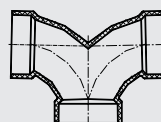
Part Number	Size (in)	Std PK	Mstr Ctn
LP326-015	1-1/2	50	200
LP326-020	2	25	100
LP326-030	3	25	0
LP326-040	4	10	0
LP326-060	6	5	0

### 1/8 BEND, STREET (H×S)



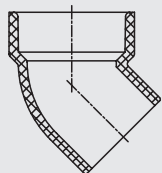
Part Number	Size (in)	Std PK	Mstr Ctn
LP323-012	1-1/4	40	240
LP323-015	1-1/2	100	0
LP323-020	2	50	0
LP323-030	3	25	0
LP323-040	4	9	0
LP323-060	6	5	0
LP323-080	8	4	0
LP323-100	10	4	0

### DOUBLE 1/4 BEND (H×H×H)



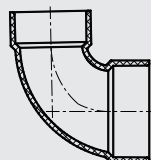
Part Number	Size (in)	Std PK	Mstr Ctn
LP327-015	1-1/2	20	80
LP327-020	2	25	0
LP327-030	3	15	0
LP327-040	4	6	0
LP327-241	2x1-1/2x1-1/2	15	60

### 45° ELBOW-SHORT TURN (H×S)



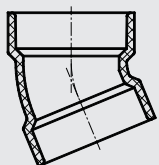
Part Number	Size (in)	Std PK	Mstr Ctn
LP323-015S	1-1/2	80	320

### CLOSET BEND, REDUCING (H×H)



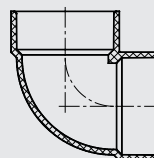
Part Number	Size (in)	Std PK	Mstr Ctn
LP329-342	3x4	10	0

### 1/16 BEND (H×H)



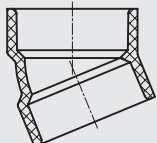
Part Number	Size (in)	Std PK	Mstr Ctn
LP324-015	1-1/2	50	200
LP324-020	2	25	100
LP324-030	3	25	0
LP324-040	4	15	0
LP324-060	6	3	0
LP324-080	8	6	0
LP324-100	10	4	0
LP324-120	12		

### VENT ELL (H×H)



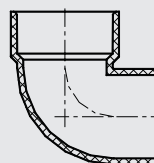
Part Number	Size (in)	Std PK	Mstr Ctn
LP331-012	1-1/4	30	120
LP331-015	1-1/2	25	150
LP331-020	2	30	120
LP331-030	3	25	0
LP331-040	4	10	0
LP331-060	6	4	0

### 22-1/2° ELBOW-SHORT TURN (H×H)



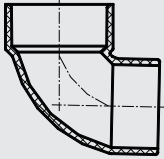
Part Number	Size (in)	Std PK	Mstr Ctn
LP324-015S	1-1/2	50	200

### VENT ELL, STREET (H×S)



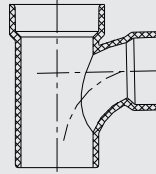
Part Number	Size (in)	Std PK	Mstr Ctn
LP333-012	1-1/4	30	120
LP333-015	1-1/2	25	150
LP333-020	2	20	80
LP333-030	3	25	0
LP333-040	4	10	0
LP333-060	6	4	0
LP333-080	8	4	0
LP333-100	10	4	0

TRAP ELBOW (FOR USE WITH TRAPS ONLY)  
(H×S)



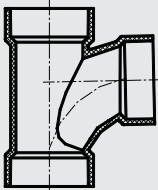
Part Number	Size (in)	Std PK	Mstr Ctn
LP335-030	3	30	0
LP335-040	4	20	0

SANITARY TEE, STREET REDUCING (S×H×H)



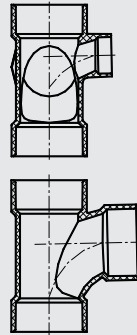
Part Number	Size (in)	Std PK	Mstr Ctn
LP404-241	2x1-1/2x1-1/2	50	0
LP404-251	2x2x1-1/2	15	60
LP404-257	2x1-1/2x2	15	60
LP404-337	3x3x1-1/2	9	36
LP404-338	3x3x2	15	0
LP404-420	4x4x2	10	0

SANITARY TEE (ALL HUB)



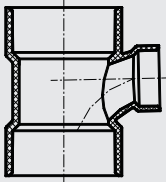
Part Number	Size (in)	Std PK	Mstr Ctn
LP400-012	1-1/4	50	0
LP400-015	1-1/2	60	0
LP400-020	2	35	0
LP400-030	3	15	0
LP400-040	4	5	0
LP400-060	6	3	0
LP400-080	8	2	0

SANITARY TEE W/ LEFT SIDE INLET (ALL HUB)



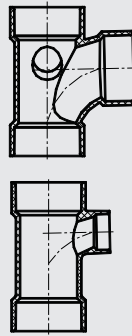
Part Number	Size (in)	Std PK	Mstr Ctn
LP416-337	3x3x3x1-1/2	8	0
LP416-338	3x3x3x2	10	0
LP416-420	4x4x4x2	4	0

REDUCING SANITARY TEE (ALL HUB)



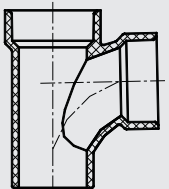
Part Number	Size (in)	Std PK	Mstr Ctn
LP401-212	1-1/2x1-1/2x1-1/4	10	40
LP401-241	2x1-1/2x1-1/2	15	60
LP401-251	2x2x1-1/2	50	0
LP401-257	2x1-1/2x2	15	60
LP401-337	3x3x1-1/2	8	32
LP401-338	3x3x2	15	0
LP401-419	4x4x1-1/2	10	0
LP401-420	4x4x2	10	0
LP401-422	4x4x3	10	0
LP401-528	6x6x2	5	0
LP401-530	6x6x3	4	0
LP401-532	6x6x4	4	0

SANITARY TEE W/ RIGHT SIDE INLET (ALL HUB)



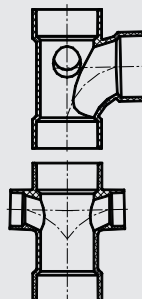
Part Number	Size (in)	Std PK	Mstr Ctn
LP417-337	3x3x3x1-1/2	10	0
LP417-338	3x3x3x2	12	0
LP417-420	4x4x4x2	8	0

SANITARY TEE, STREET (S×H×H)



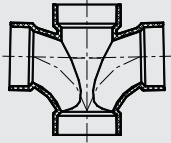
Part Number	Size (in)	Std PK	Mstr Ctn
LP403-015	1-1/2	25	100
LP403-020	2	30	0
LP403-030	3	10	0
LP403-040	4	10	0

SANITARY TEE W/ R & L SIDE INLETS (ALL HUB)



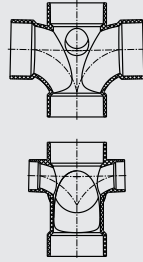
Part Number	Size (in)	Std PK	Mstr Ctn
LP418-337	3x3x3x1-1/2x1-1/2	6	0
LP418-338	3x3x3x2x2	6	0
LP418-420	4x4x4x2x2	5	0

**DOUBLE SANITARY TEE (ALL HUB)**



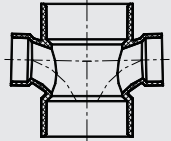
Part Number	Size (in)	Std PK	Mstr Ctn
LP428-015	1-1/2	15	60
LP428-020	2	25	0
LP428-030	3	6	0
LP428-040	4	6	0
LP428-060	6	1	0

**DOUBLE SANITARY TEE W/ R&L SIDE INLETS (ALL HUB)**



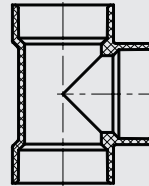
Part Number	Size (in)	Std PK	Mstr Ctn
LP439-338	3x3x3x3x2x2		
LP439-420	4x4x4x4x2x2	4	0

**DOUBLE SANITARY TEE, REDUCING (ALL HUB)**



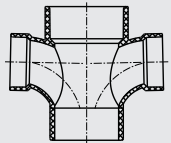
Part Number	Size (in)	Std PK	Mstr Ctn
LP429-251	2x2x1-1/2x1-1/2	25	0
LP429-323	3x3x2x1-1/2	25	0
LP429-337	3x3x1-1/2x1-1/2	6	24
LP429-338	3x3x2x2	10	0
LP429-419	4x4x1-1/2x1-1/2	7	0
LP429-420	4x4x2x2	5	0
LP429-422	4x4x3x3	5	0
LP429-528	6x6x2x2	4	0
LP429-530	6x6x3x3	4	0
LP429-532	6x6x4x4	3	0

**VENT TEE (ALL HUB)**



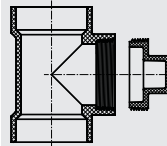
Part Number	Size (in)	Std PK	Mstr Ctn
LP441-015	1-1/2	25	100
LP441-020	2	25	0
LP441-030	3	10	0
LP441-040	4	5	0
LP441-060	6	3	0
LP441-080	8	5	0

**DOUBLE SANITARY TEE, STREET, REDUCING (S×H×H×H)**



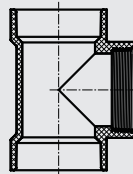
Part Number	Size (in)	Std PK	Mstr Ctn
LP431-338	3x3x2x2	10	0

**CLEANOUT TEE W/ C.O. PLUG (H×H)**



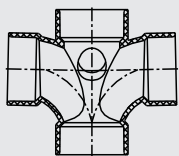
Part Number	Size (in)	Std PK	Mstr Ctn
LP444X-015	1-1/2	20	80
LP444X-020	2	15	60
LP444X-030	3	20	0
LP444X-040	4	10	0
LP444X-060	6	4	0
LP444X-080	8	4	0

**FLUSH C.O. TEE (H X H X FPT)**

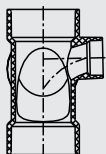


Part Number	Size (in)	Std PK	Mstr Ctn
LP445-015	1-1/2	20	120
LP445-020	2	20	80
LP445-030	3	15	0
LP445-040	4	10	0
LP445-060	6	6	0
LP445-080	8	4	0

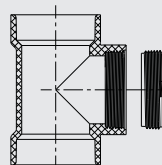
**DOUBLE SANITARY TEE, W/SIDE INLET (ALL HUB)**



Part Number	Size (in)	Std PK	Mstr Ctn
LP438-337	3x3x3x3x1-1/2	5	0
LP438-338	3x3x3x3x2	5	0
LP438-420	4x4x4x4x2	4	0

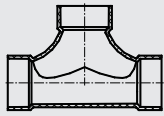


**FLUSH C.O. TEE W/C. O. PLUG (H×H×FPT)**



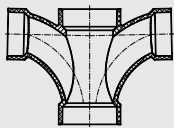
Part Number	Size (in)	Std PK	Mstr Ctn
LP445X-020	2	10	60
LP445X-030	3		
LP445X-040	4		

**2-WAY CLEANOUT (ALL HUB)**



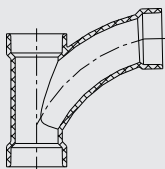
Part Number	Size (in)	Std PK	Mstr Ctn
LP448-030	3	10	0
LP448-040	4	4	0

**DOUBLE FIXTURE FITTING (ALL HUB)**



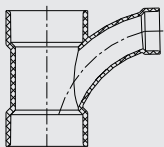
Part Number	Size (in)	Std PK	Mstr Ctn
LP500-020	2x2x2x2	15	0
LP500-030	3x3x3x3	10	0
LP500-241	2x1-1/2x1-1/2x1-1/2	20	0
LP500-251	2x2x1-1/2x1-1/2	20	0
LP500-257	2x1-1/2x2x2	20	0
LP500-338	3x2x3x3	10	0

**COMBINATION WYE AND 1/8 BEND (ONE PIECE) (ALL HUB)**



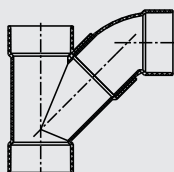
Part Number	Size (in)	Std PK	Mstr Ctn
LP501-015	1-1/2	10	40
LP501-020	2	20	0
LP501-030	3	10	0
LP501-040	4	4	0

**COMBINATION WYE AND 1/8 BEND, REDUCING (ONE PIECE) (ALL HUB)**



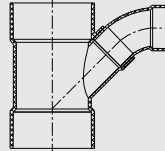
Part Number	Size (in)	Std PK	Mstr Ctn
LP502-241	2x1-1/2x1-1/2	10	40
LP502-251	2x2x1-1/2	10	40
LP502-257	2x1-1/2x2	20	0
LP502-337	3x3x1-1/2	12	0
LP502-338	3x3x2	12	0
LP502-420	4x4x2	6	0
LP502-422	4x4x3	4	0

**COMBINATION WYE AND 1/8 BEND (TWO PIECE) (ALL HUB)**



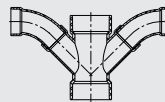
Part Number	Size (in)	Std PK	Mstr Ctn
LP503-015	1-1/2		
LP503-020	2		
LP503-030	3	10	0
LP503-040	4	5	0
LP503-060	6	1	0
LP503-080	8		

**COMBINATION WYE AND 1/8 BEND, REDUCING (TWO PIECE) (ALL HUB)**



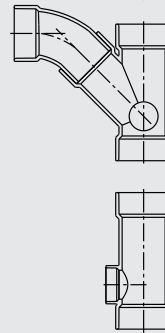
Part Number	Size (in)	Std PK	Mstr Ctn
LP504-338	3x3x2		
LP504-422	4x4x3		
LP504-532	6x6x4	3	0
LP504-582	8x8x4		
LP504-585	8x8x6		
LP504-624	10x10x4		

**COMBINATION WYE AND 1/8 BEND DOUBLE ASSEMBLY (ALL HUB)**



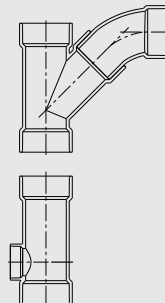
Part Number	Size (in)	Std PK	Mstr Ctn
LP507-015	1-1/2		
LP507-020	2		
LP507-030	3	6	0
LP507-040	4	3	0
LP507-251	2x1-1/2	30	0
LP507-338	3x2	10	0
LP507-420	4x2	5	0
LP507-422	4x3	5	0

**COMBINATION WYE AND 1/8 BEND W/LEFT SIDE INLET (ALL HUB)**



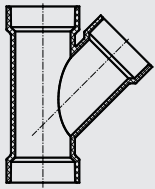
Part Number	Size (in)	Std PK	Mstr Ctn
LP515-338	3x3x3x2		

**COMBINATION WYE AND 1/8 BEND W/RIGHT SIDE INLET (ALL HUB)**



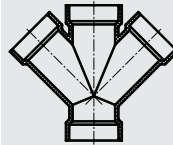
Part Number	Size (in)	Std PK	Mstr Ctn
LP516-338	3x3x3x2		

WYE (ALL HUB)



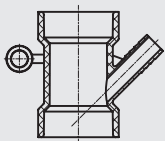
Part Number	Size (in)	Std PK	Mstr Ctn
LP600-012	1-1/4	25	100
LP600-015	1-1/2	50	0
LP600-020	2	25	0
LP600-030	3	15	0
LP600-040	4	8	0
LP600-060	6	2	0
LP600-080	8	2	0

DOUBLE WYE (ALL HUB)



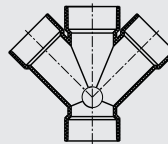
Part Number	Size (in)	Std PK	Mstr Ctn
LP611-015	1-1/2	40	0
LP611-020	2	20	0
LP611-030	3	8	0
LP611-040	4	5	0
LP611-060	6	1	0

DISHWASHER WYE (H X H X HOSE BARB)



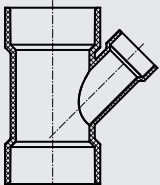
Part Number	Size (in)	Std PK	Mstr Ctn
LP601-209	1-1/2x1-1/2x1/2	40	160

DOUBLE WYE, W/2" SIDE INLET (ALL HUB)



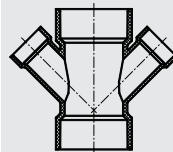
Part Number	Size (in)	Std PK	Mstr Ctn
LP611S-030	3x3x3x3x2	10	0

REDUCING WYE (ALL HUB)



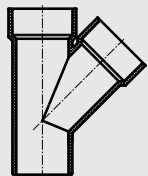
Part Number	Size (in)	Std PK	Mstr Ctn
LP601-241	2x1-1/2x1-1/2	15	60
LP601-251	2x2x1-1/2	15	60
LP601-257	2x1-1/2x2	10	40
LP601-337	3x3x1-1/2	15	0
LP601-338	3x3x2	12	0
LP601-419	4x4x1-1/2	10	0
LP601-420	4x4x2	10	0
LP601-422	4x4x3	10	0
LP601-528	6x6x2	5	0
LP601-530	6x6x3	3	0
LP601-532	6x6x4	4	0
LP601-582	8x8x4	4	0
LP601-585	8x8x6	2	0
LP601-624	10x10x4	4	0

REDUCING DOUBLE WYE (ALL HUB)



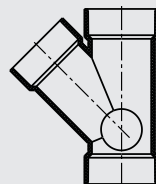
Part Number	Size (in)	Std PK	Mstr Ctn
LP612-251	2x2x1-1/2x1-1/2	10	40
LP612-337	3x3x1-1/2x1-1/2	10	0
LP612-338	3x3x2x2	15	0
LP612-420	4x4x2x2	6	0
LP612-422	4x4x3x3	5	0
LP612-528	6x6x2x2	4	0
LP612-530	6x6x3x3	3	0
LP612-532	6x6x4x4	3	0

WYE, STREET (S×H×H)



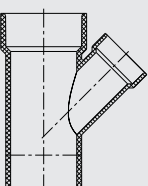
Part Number	Size (in)	Std PK	Mstr Ctn
LP602-015	1-1/2		
LP602-020	2	10	40
LP602-030	3	10	0
LP602-040	4	8	0

WYE W/LEFT SIDE INLET (ALL HUB)



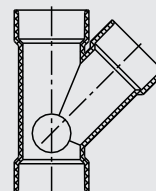
Part Number	Size (in)	Std PK	Mstr Ctn
LP625-338	3x3x3x2	18	0
LP625-420	4x4x4x2	4	0

WYE, STREET, REDUCING (S×H×H)



Part Number	Size (in)	Std PK	Mstr Ctn
LP603-251	2x2x1-1/2	15	60
LP603-337	3x3x1-1/2	15	0
LP603-338	3x3x2	8	0
LP603-420	4x4x2	5	0
LP603-422	4x4x3	5	0

WYE W/RIGHT SIDE INLET (ALL HUB)



Part Number	Size (in)	Std PK	Mstr Ctn
LP626-338	3x3x3x2	6	0
LP626-420	4x4x4x2	3	0

**RETURN BEND (H×H)**

	Part Number	Size (in)	Std PK	Mstr Ctn
	LP700-015	1-1/2	20	80
	LP700-020	2	25	0
	LP700-030	3	8	0
	LP700-040	4	6	0
	LP700-060	6	2	0

**P-TRAP, LOW PROFILE (H×H)**

	Part Number	Size (in)	Std PK	Mstr Ctn
	LP710-015	1-1/2	25	0
	LP710-020	2	15	0
	LP710-030	3	10	0
	LP710-040	4	4	0
	LP710-060	6	1	0

**ADAPTER, TAIL PIECE W/PLASTIC NUT (S×SLIP)**

	Part Number	Size (in)	Std PK	Mstr Ctn
	LP704P-015	1-1/2	24	144
	LP704P-212	1-1/2x1-1/4	20	120

**L.A. PATTERN P-TRAP ,W/UNION & 1-1/2 & 1-1/4 SLIP WASHERS ,W/PLASTIC NUT (SLIP×H)**

	Part Number	Size (in)	Std PK	Mstr Ctn
	LP711P-015	1-1/2		
	LP711P-169	1-1/4x1-1/2		

**P-TRAP (H×H)**

	Part Number	Size (in)	Std PK	Mstr Ctn
	LP706X-015	1-1/2	25	0
	LP706X-020	2	15	0
	LP706X-030	3	10	0
	LP706X-040	4	4	0
	LP706X-060	6	1	0

**P-TRAP (H×SLIP)**

	Part Number	Size (in)	Std PK	Mstr Ctn
	LP713-015	1-1/2		

**P-TRAP W/ CLEANOUT (H×H)**

	Part Number	Size (in)	Std PK	Mstr Ctn
	LP707X-015	1-1/2	30	0
	LP707X-020	2	20	0

**WASHER BOX P-TRAP (H×H)**

	Part Number	Size (in)	Std PK	Mstr Ctn
	LP716-020	2		

**ADJUSTABLE P-TRAP W/ PLASTIC NUT (H×H)**

	Part Number	Size (in)	Std PK	Mstr Ctn
	LP708P-012	1-1/4	30	0
	LP708P-015	1-1/2	30	0
	LP708P-020	2	20	0

**CLOSET FLANGE (H)**

	Part Number	Size (in)	Std PK	Mstr Ctn
	LP800-040	4x4	30	0
	LP800-422	4x3	25	0

**CLOSET FLANGE W/TEST PLATE(H)**

	Part Number	Size (in)	Std PK	Mstr Ctn
	LP800T-422	4x3	20	0

**P-TRAP W/UNION JOINT (H x FPT)**

	Part Number	Size (in)	Std PK	Mstr Ctn
	LP709-015	1-1/2		

**CLOSET FLANGE, REDUCING (SPIGOT)**

	Part Number	Size (in)	Std PK	Mstr Ctn
	LP801-422	4x3	25	0

**CLOSET FLANGE W/ ADJUSTABLE PLASTIC RING (S)**

	Part Number	Size (in)	Std PK	Mstr Ctn
	LP812P-422	4x3	25	0

**TUBE END CLEANOUT (H×GASLET PLUG)**

	Part Number	Size (in)	Std PK	Mstr Ctn
	LP905X-015	1-1/2	25	150
	LP905X-020	2	25	100
	LP905X-030	3	20	80
	LP905X-040	4	24	0

**CLOSET FLANGE (FPT)**

	Part Number	Size (in)	Std PK	Mstr Ctn
	LP830-422	4x3	20	0

**TEST CAP, OUTSIDE DIAMETER (H)**

	Part Number	Size (in)	Std PK	Mstr Ctn
	LP132-060	6	10	0

**CLOSET FLANGE (MPT)**

	Part Number	Size (in)	Std PK	Mstr Ctn
	LP831-422	4x3	25	0

**OFFSET CLOSET FLANGE W/ADJUSTABLE METAL RING (EPOXY COATED)(H)**

	Part Number	Size (in)	Std PK	Mstr Ctn
	LP820-422	4x3	24	0
	LP820-040	4x4	16	0

**CLOSET FLANGE W/ADJUSTABLE METAL RING (EPOXY COATED)(H)**

	Part Number	Size (in)	Std PK	Mstr Ctn
	LP811-422	4x3	20	0
	LP811-040	4x4	30	0

**OFFSET CLOSET FLANGE W/ADJUSTABLE PLASTIC RING (H)**

	Part Number	Size (in)	Std PK	Mstr Ctn
	LP820P-422	4x3	24	0

**CLOSET FLANGE W/ADJUSTABLE METAL RING (EPOXY COATED)(H)**

	Part Number	Size (in)	Std PK	Mstr Ctn
	LP812-422	4x3	36	0
	LP812-040	4x4	30	0

**Fitting Terms and Abbreviations:**

- H/HUB: Solvent Weld Socket
- S: Spigot End (pipe O.D. size)
- FPT: Female Iron Pipe Thread
- MPT: Male Iron Pipe Thread
- NPSM: Straight Thread for Mechanical Joint
- SLIP: Trap End for Receiving Drain Tail Piece
- W/: with
- S/D: Sewer&Drain
- C.O.: Cleanout
- L.A.: Los Angeles

Note: Polyethylene Test Cap Series in PVC DWV is the Same as the one in ABS DWV

## LIMITED WARRANTY

Except as otherwise mandated by law, LESSO America warrants to Buyer only that the Products directly manufactured by LESSO America will be free from defects in material and workmanship for a period of three years from the date of installation. Buyer agrees that this warranty shall be effective so long as the Products are used solely for the normal purposes for which they are intended and in conformity with industry established engineering, installation, operating, and maintenance specifications, recommendations and instructions. Violation thereof shall void this warranty and relieve LESSO America from any obligation under this warranty.

LESSO America may modify at any time design of products or materials used therein or discontinue their manufacture without any liability.

LESSO America shall not assume responsibility, and expressly disclaims any liability, due to Buyer's, any installer's or end user's failure to comply with such specifications, recommendations and instructions, including, but not limited to, damage due to improper control of system hydraulics, improper winterization procedures, improper voltage supply, contact with incompatible materials or chemicals, excavation/digging, excessive weight, temperature shocking, U.V.degradation, vibration and vandalism. LESSO America shall not be liable for damages due to any acts of nature including, but not limited to, lightning, earthquakes, ground movement, frost heave, floods, or any other event of force majeure.

Buyer shall notify LESSO America of any alleged defects within 48 hours of discovery of any alleged defect and within three years' warranty period. LESSO America is not liable for any warranty claim if such notice is not provided. After the examination of the returned products, if the goods are determined to be defective in materials or workmanship directly provided by LESSO America, LESSO America will, at its sole option, may either repair or replace the defective Products, or reimburse Buyer for the cost of such Products. This shall be Buyer's only remedy. All costs of shipping such questionable Products and any replacements thereof to and from LESSO America's facility shall be borne by Buyer.

THIS LIMITED WARRANTY REPLACES ALL OTHER ORAL OR WRITTEN WARRANTIES, LIABILITIES OR OBLIGATIONS OF LESSO America . THIS WARRANTY MAY NOT BE EXTENDED, ALTERED OR OTHERWISE MODIFIED EXCEPT BY WRITTEN AGREEMENT SIGNED BY COMPANY. BY ITS ACCEPTANCE OF THE PRODUCTS, CUSTOMER HEREBY SPECIFICALLY AND EXPRESSLY WAIVES ALL OTHER LIABILITY OR OBLIGATION OF ANY KIND OR CHARACTER OF COMPANY, INCLUDING WITHOUT LIMITATION LIABILITY PREDICATED UPON STRICT LIABILITY OR TORT, AND ALL DAMAGES AND LOSSES AS A RESULT THEREOF, INCLUDING BUT NOT LIMITED TO ALL KNOWN, UNKNOWN, FORESEEABLE, UNFORESEEABLE, ABSOLUTE, CONTINGENT, LIQUIDATED, NON-LIQUIDATED, COMPENSATORY, GENERAL, SPECIAL, CONSEQUENTIAL, INCIDENTAL, OR PUNITIVE DAMAGES, AND WITH RESPECT TO THE PRODUCTS, THEIR RETURN, REPAIR, RESTORATION AND REPLACEMENT.

Buyer agrees that LESSO America will not be responsible for other parts or labor in connection with repairing, replacing, or returning such Products while Products are in possession of LESSO America for analysis, nor for any delays beyond LESSO America's reasonable control(including, with limitation, delays due to unavailability of materials, equipment, other supplies or labor, strikes, governmental regulation etc.), provided that any delay shall toll the warranty period for the same amount of time as the delay itself. In no event shall LESSO America be liable for consequential or incidental damages of any kind, including any damage to any property, building, its contents or any person therein, resulting from the breach of this warranty.

## TERMS AND CONDITIONS OF SALE

1 ) Terms: 2% 30 days, Net 45 days.

2 ) Freight: FOB LESSO America warehouses.

ABS DWV products alone:

Prepaid on orders for fittings totaling \$1200 net for one shipment to a single destination within the contiguous United States.

Mixed product shipment: (ABS DWV, Schedule 40 and PVC DWV)

Prepaid on orders for fittings totaling \$1200 net for one shipment to a single destination within the contiguous United States.

3 ) Minimum order is \$150.00 net. Smaller orders will be billed at this minimum charge.

4 ) Any claims on shipping errors must be made within 15 days to LESSO America. Claims for damage or shortages should be directed to the common carrier by the consignee.

5 ) Returns will be accepted only by prior authorization and will be shipped prepaid. All returned merchandise is subject to a minimum 20% handling/ restocking charge.

6 ) All pricing is subject to change without prior notice.

7 ) Offer to sell is not implied by possession of this price list or any LESSO America catalog.





# LESSO

## CHINA LESSO GROUP HOLDINGS LIMITED

(Hong Kong Listed Stock Code: 2128)

[www.lesso.com](http://www.lesso.com)

---

### **LESSO AMERICA, INC.**

Add: 1010 Railroad Street, Corona, CA, 92882 United States

Tel: (951) 547-6888 Fax: (951) 547-6886

Toll free: (888) 988-8839 Web: [www.lessoamerica.com](http://www.lessoamerica.com)

---

\* LESSO America is affiliated with China LESSO Group Holdings Limited and is not affiliated with any third party companies, including LASCO or LASCO Fittings, Inc.

\* This catalog has been prepared as a support guide. Under no circumstance shall LESSO America assume any liability or responsibility with the information in this catalog. Every effort has been made by LESSO America to provide accurate and up to date information.

---

All Rights Reserved Apr. 2017  
Printed in China (HC)