


NO KINK • HOSE BIBB

**B = BULK
C = CARDED**


ITEM NO.	PACK	DESCRIPTION	CTN. QTY.
----------	------	-------------	-----------

MADE IN USA

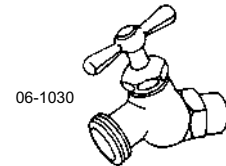
06-1010	B	1/2 Male iron pipe rough brass	12
06-1011	C	Same as above carded	6
06-1012	B	3/4 Male iron pipe rough brass	12
06-1013	C	Same as above	6
06-1020	B	1/2 Female iron pipe rough brass	12
06-1021	C	Same as above carded	6
06-1022	B	3/4 Female iron pipe rough brass	12
06-1023	C	Same as above carded	6
06-1030	B	1/2 or 3/4 Copper sweat	12
06-1032	B	5/8 Comp or 1/2 copper sweat	12
06-1033	C	Same as above carded	6
06-1040	B	1/2 Male iron pipe with backflow preventer	12
06-1042	B	3/4 Male iron pipe with backflow preventer	12
06-1050	B	1/2 Female iron pipe with backflow preventer	12
06-1052	B	3/4 Female iron pipe with backflow preventer	12




06-1010
thru
06-1013




06-1020
thru
06-1023



06-1030



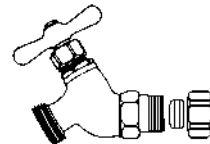
06-1014
thru
06-1017



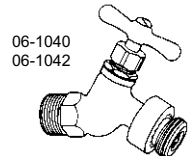
06-1024
thru
06-1027

IMPORT

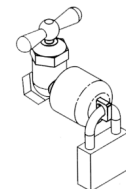
06-1014	B	1/2 Male iron pipe rough brass	12
06-1015	C	Same as above carded	6
06-1016	B	3/4 Male iron pipe rough brass	12
06-1017	C	Same as above	6
06-1024	B	1/2 Female iron pipe rough brass	12
06-1025	C	Same as above carded	6
06-1026	B	3/4 Female iron pipe rough brass	12
06-1027	C	Same as above carded	6
06-1028	B	5/8 Compression (For copper pipe)	12
06-1067	C	Hose bibb pad lock	10



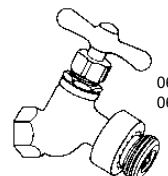
06-1032
06-1033
06-1028



06-1040
06-1042



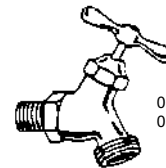
06-1067



06-1050
06-1052

CHROME NO KINKS

06-1100	B	1/2 Male iron pipe	12
06-1102	B	3/4 Male iron pipe	12
06-1110	B	1/2 Female iron pipe	12
06-1112	B	3/4 Female iron pipe	12



06-1100
06-1102



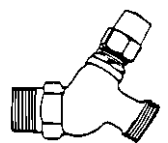
06-1110
06-1112

LOOSE KEY NO KINKS • (WITH KEY)

06-1210	B	1/2 Female iron pipe (Arrowhead)	12
06-1211	C	Same as above carded	6
06-1214	B	Same as above (Import)	12
06-1212	B	3/4 Female iron pipe (Arrowhead)	12
06-1213	C	Same as above carded	6
06-1216	B	Same as above (Import)	12
06-1220	B	1/2 Male iron pipe	12
06-1221	C	Same as above carded	6
06-1224	B	Same as above (Import)	12
06-1222	B	3/4 Male iron pipe (Arrowhead)	12
06-1223	C	Same as above carded	6
06-1226	B	Same as above (Import)	12



06-1210
thru
06-1216

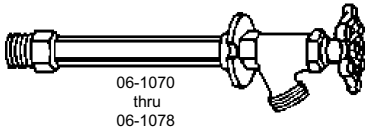


06-1220
thru
06-1226

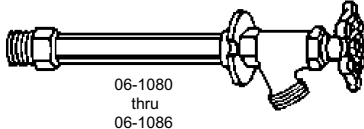


B = BULK

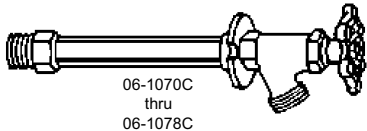
FROST PROOF VALVES



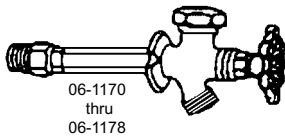
06-1070
thru
06-1078



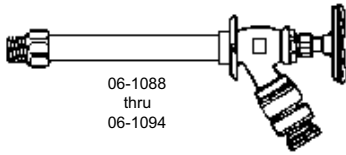
06-1080
thru
06-1086



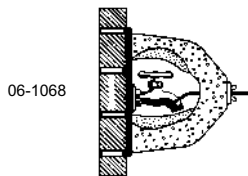
06-1070C
thru
06-1078C



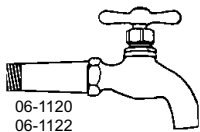
06-1170
thru
06-1178



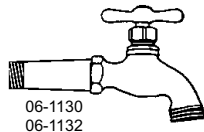
06-1088
thru
06-1094



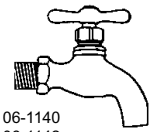
06-1068



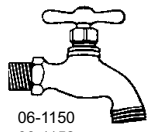
06-1120
06-1122



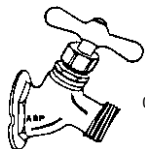
06-1130
06-1132



06-1140
06-1142



06-1150
06-1152



06-1160

ITEM NO.	PACK	DESCRIPTION	CTN. QTY.
----------	------	-------------	-----------

3/4 MALE x 1/2 FEMALE

06-1070	B	4 Inch Import	12
06-1072	B	6 Inch Import	12
06-1074	B	8 Inch Import	12
06-1076	B	10 Inch Import	12
06-1078	B	12 Inch Import	12
06-1080	B	6 Inch Arrowhead	24
06-1082	B	8 Inch Arrowhead	24
06-1084	B	10 Inch Arrowhead	24
06-1086	B	12 Inch Arrowhead	24

1/2 MALE x 1/2 COPPER

06-1070C	B	4 Inch Import	12
06-1072C	B	6 Inch Import	12
06-1074C	B	8 Inch Import	12
06-1076C	B	10 Inch Import	12
06-1078C	B	12 Inch Import	12
06-1170	B	4 Inch Import (Anti Syphon)	12
06-1172	B	6 Inch Import (Anti Syphon)	12
06-1174	B	8 Inch Import (Anti Syphon)	12
06-1176	B	10 Inch Import (Anti Syphon)	12
06-1178	B	12 Inch Import (Anti Syphon)	12

ANTI - SYPHON • 3/4 MALE x 1/2 FEMALE

06-1088	B	6 Inch Arrowhead	24
06-1090	B	8 Inch Arrowhead	24
06-1092	B	10 Inch Arrowhead	24
06-1094	B	12 Inch Arrowhead	24

FAUCET FROST COVER

06-1068	B	Hose bibb Anti - Freeze cover	24
---------	---	-------------------------------	----

CHROME HOSE and SINK BIBBS

06-1120	B	1/2 SOT Sink bibb	12
06-1122	B	3/4 SOT Sink bibb	12
06-1130	B	1/2 SOT Hose bibb	12
06-1132	B	3/4 SOT Hose bibb	12
06-1140	B	1/2 SSS Sink bibb	12
06-1142	B	3/4 SSS Sink bibb	12
06-1150	B	1/2 SSS Hose bibb	12
06-1152	B	3/4 SSS Hose bibb	12
06-1160	B	1/2 Flanged SSS hose bibb	12



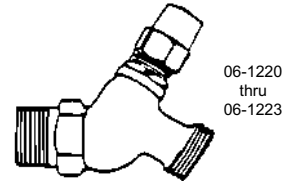
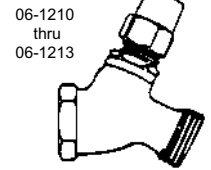
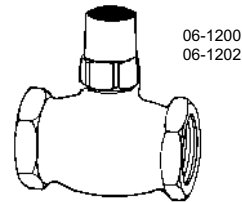
MISCELLANEOUS VALVES

**B = BULK
C = CARDED
S = SHRINK WRAP**

ITEM NO.	PACK	DESCRIPTION	CTN. QTY.
----------	------	-------------	-----------

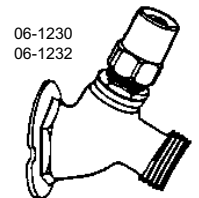
LOOSE KEY VALVES • (WITH KEY)

06-1200	S	1/2 Globe valve	1
06-1202	S	3/4 Globe valve	1
06-1210	S	1/2 Female iron pipe No-Kink	1
06-1211	C	Same as above carded	6
06-1212	S	3/4 Female iron pipe No-Kink	1
06-1213	C	Same as above carded	6
06-1220	S	1/2 Male iron pipe No-Kink	1
06-1221	C	Same as above carded	6
06-1222	S	3/4 Male iron pipe No-Kink	1
06-1223	C	Same as above carded	6



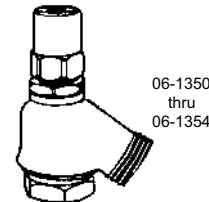
LOOSE KEY SILLCOCK • (WITH KEY)

06-1230	S	1/2 Flanged sillcock	1
06-1232	S	3/4 Flanged sillcock	1



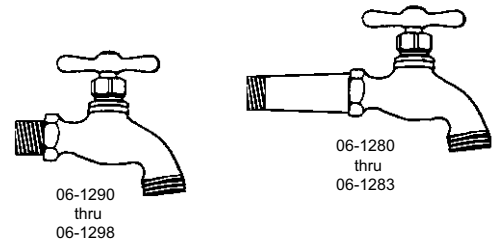
LOOSE KEY GARDEN VALVE • (WITH KEY)

06-1350	S	1/2 Bent nose	1
06-1352	S	3/4 Bent nose	1
06-1354	S	1 Bent nose	1



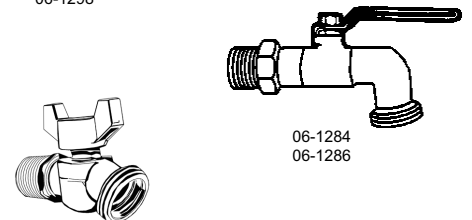
HOSE BIBBS

06-1280	B	1/2 SOT Arrowhead	12
06-1281	C	Same as above carded	6
06-1282	B	3/4 SOT Arrowhead	12
06-1283	C	Same as above carded	6
06-1290	B	1/2 SSS Arrowhead	12
06-1292	B	3/4 SSS Arrowhead	12
06-1296	B	1/2 SSS Import	12
06-1298	B	3/4 SSS Import	12



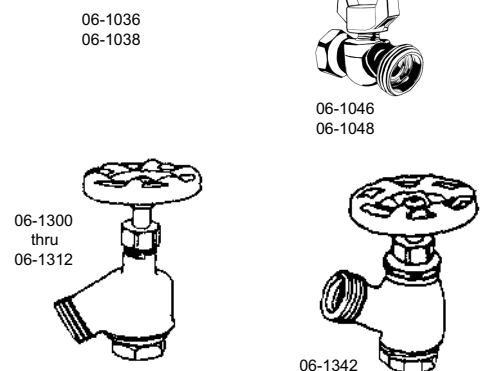
QUARTER TURN HOSE BIBBS

06-1284	B	1/2 MIP Hose Bibb	24
06-1286	B	3/4 MIP Hose Bibb	24
06-1036	B	1/2 MIP No Kink	24
06-1038	B	3/4 MIP No Kink	24
06-1046	B	1/2 FIP No Kink	24
06-1048	B	3/4 FIP No Kink	24



GARDEN VALVES

06-1300	B	1/2 Bent nose Arrowhead	12
06-1301	C	Same as above carded	6
06-1302	B	3/4 Bent nose Arrowhead	12
06-1303	C	Same as above carded	6
06-1304	B	1 Bent nose Arrowhead	12
06-1305	C	Same as above carded	6
06-1306	B	1 x 1 Bent nose Arrowhead	12
06-1307	C	Same as above carded	6
06-1342	B	3/4 Inverted nose (Arrowhead)	12
06-1310	B	1/2 Bent nose Import	12
06-1312	B	3/4 Bent nose Import	12



B = BULK
C = CARDED

MISCELLANEOUS VALVES

ITEM NO.	PACK	DESCRIPTION	CTN. QTY.
----------	------	-------------	-----------

BARNYARD FAUCET'S

06-1400	B	Duck on a valve	12
06-1401	C	Same as above carded	6
06-1403	C	Quail on a valve	6
06-1405	C	Rabbit on a valve	6

BOILER DRAINS

06-1500	B	1/2 Male Arrowhead	12
06-1502	B	3/4 Male Arrowhead	12
06-1506	B	1/2 Male import	12
06-1508	B	3/4 Male import	12
06-1510	B	1/2 Female Arrowhead	12
06-1512	B	3/4 Female Arrowhead	12
06-1516	B	1/2 Female Import	12
06-1518	B	3/4 Female Import	12
06-1504	B	1/2 Compression (Import)	12

COOLER DRAIN VALVES


06-1520	B	3/4 FHT x MHT Arrowhead	12
06-1522	B	3/4 FIP x MHT Arrowhead	12
06-1524	B	3/4 FHT x MHT Import	12
06-1521	C	Same as above carded	6
06-1526	B	3/4 FIP x MHT Import	12
06-1530	B	3/4 FHT x MHT Plastic	12
06-1531	C	Same as above carded	6

FLANGED SILLCOCK


06-1550	B	1/2 Inch Arrowhead	12
06-1552	B	3/4 Inch Arrowhead	12
06-2840	B	1/2 Inch Import	12
06-2842	B	3/4 Inch Import	12

PLASTIC HOSE VALVES


06-6014	B	1/2 MIP Poly no-kink	12
06-6016	B	3/4 MIP Poly no-kink	12
06-6296	B	1/2 MIP Poly SSS hose bibb	12
06-6298	B	3/4 MIP Poly SSS hose bibb	12
06-6506	B	1/2 MIP Poly boiler drain	12
06-6508	B	3/4 MIP Poly boiler drain	12
06-6516	B	1/2 FIP Poly boiler drain	12
06-6518	B	3/4 FIP Poly boiler drain	12




06-1400
06-1401



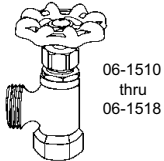
06-1403



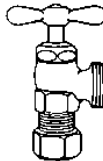
06-1405




06-1500
thru
06-1508



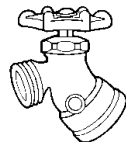
06-1510
thru
06-1518



06-1504



06-1520
thru
06-1526



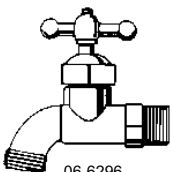
06-1530
06-1531




06-1550
06-1552
06-2840
06-2842



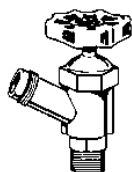
06-6014
06-6016



06-6296
06-6298



06-6516
06-6518



06-6506
06-6508



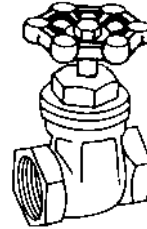
GATE VALVES

B = BULK

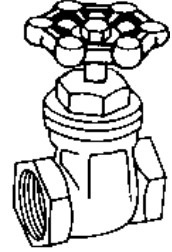
ITEM NO.	PACK	DESCRIPTION	CTN. QTY.
----------	------	-------------	-----------

MADE IN USA • HEAVY DUTY • 200LB WOG • BRONZE

06-1600	B	3/8" IPS	6
06-1602	B	1/2" IPS	12
06-1604	B	3/4" IPS	24
06-1606	B	1" IPS	18
06-1608	B	1-1/4" IPS	2
06-1610	B	1-1/2" IPS	2
06-1612	B	2" IPS	2



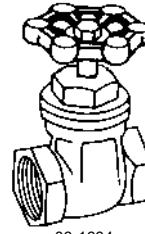
06-1600
thru
06-1606



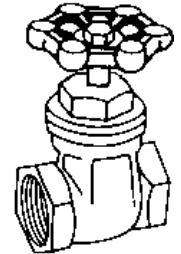
06-1608
thru
06-1612

BRONZE • STANDARD DUTY • 200LB WOG

06-1634	B	1/2" IPS	10
06-1636	B	3/4" IPS	10
06-1638	B	1" IPS	10
06-1640	B	1-1/4" IPS	5
06-1642	B	1-1/2" IPS	5
06-1644	B	2" IPS	5



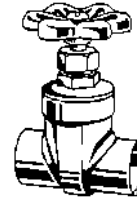
06-1634
thru
06-1638



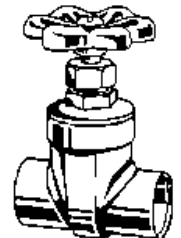
06-1640
thru
06-1644

BRONZE • COPPER SWEAT • 200LB WOG

06-1760	B	3/8"	32
06-1762	B	1/2"	10
06-1764	B	3/4"	10
06-1766	B	1"	5
06-1768	B	1-1/4"	5
06-1770	B	1-1/2"	5
06-1772	B	2"	5




06-1760
thru
06-1766




06-1768
thru
06-1772

BRASS • STANDARD DUTY • 200LB WOG

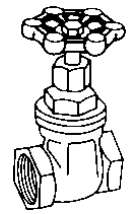
06-1630	B	1/4" IPS	10
06-1632	B	3/8" IPS	10
06-1660	B	1/2" IPS	10
06-1662	B	3/4" IPS	5
06-1664	B	1" IPS	5
06-1666	B	1-1/4" IPS	5
06-1668	B	1-1/2" IPS	4
06-1670	B	2" IPS	2
06-1672	B	2-1/2" IPS	1
06-1674	B	3" IPS	1
06-1676	B	4" IPS	1



06-1630
thru
06-1632



06-1662
thru
06-1664



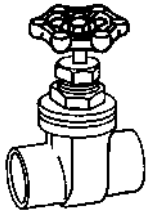
06-1666
thru
06-1676



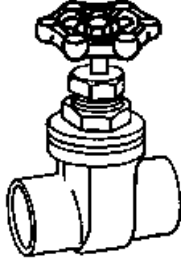
B = BULK

GATE VALVES
CONTINUED

ITEM NO.	PACK	DESCRIPTION	CTN. QTY.
----------	------	-------------	-----------



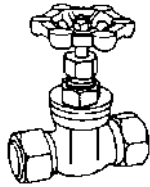
06-1780
thru
06-1784



06-1786
thru
06-1790

COPPER SWEAT • BRASS (IMPORT) • 200LB WOG

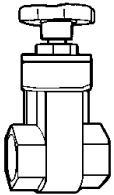
06-1780	B	1/2"	10
06-1782	B	3/4"	5
06-1784	B	1"	5
06-1786	B	1-1/4"	5
06-1788	B	1-1/2"	4
06-1790	B	2"	2
06-1792	B	1/2 Compression	10
06-1794	B	3/4 Compression	5



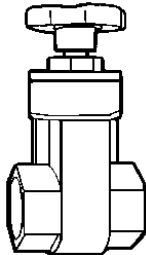
06-1792
06-1794

PVC • SOLVENT WELD • 150LB WATER

06-1900	B	1/2"	24
06-1902	B	3/4"	20
06-1904	B	1"	16
06-1906	B	1-1/4"	8
06-1908	B	1-1/2"	6
06-1910	B	2"	4



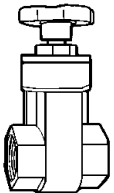
06-1900
thru
06-1904



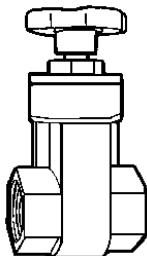
06-1906
thru
06-1910

PVC • THREADED • 150LB WATER

06-1920	B	1/2"	24
06-1922	B	3/4"	20
06-1924	B	1"	16
06-1926	B	1-1/4"	8
06-1928	B	1-1/2"	6
06-1930	B	2"	4



06-1920
thru
06-1924



06-1926
thru
06-1930



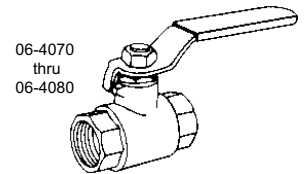
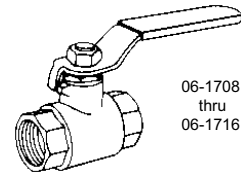
BALL VALVES

B = BULK

ITEM NO.	PACK	DESCRIPTION	CTN. QTY.
----------	------	-------------	-----------

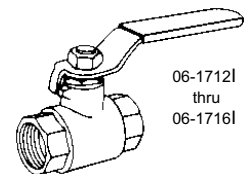
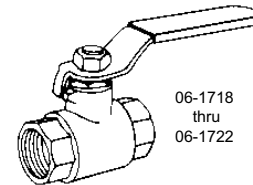
MADE IN USA • 600LB WOG • LARGE PORT

06-1708	B	1/4" IPS	10
06-1710	B	3/8" IPS	10
06-1712	B	1/2" IPS	10
06-1714	B	3/4" IPS	6
06-1716	B	1" IPS	6
06-1718	B	1-1/4" IPS	6
06-1720	B	1-1/2" IPS	4
06-1722	B	2" IPS	4



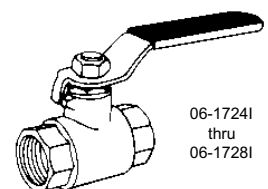
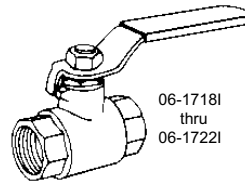
JOMAR • 600LB • FULL PORT • CSA • NSF • UL

06-4070	B	1/2" IPS	12
06-4072	B	3/4" IPS	12
06-4074	B	1" IPS	6
06-4076	B	1-1/4" IPS	4
06-4078	B	1-1/2" IPS	2
06-4080	B	2" IPS	2



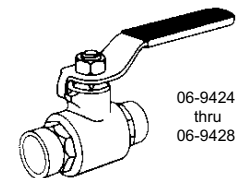
FORGED • FULL PORT • 600LB • NSF • UL

IPS	COPPER	PACK		
06-1712I	06-1730	B	1/2"	10
06-1714I	06-1732	B	3/4"	10
06-1716I	06-1734	B	1"	10
06-1718I	06-1735	B	1-1/4"	5
06-1720I	06-1736	B	1-1/2"	5
06-1722I	06-1738	B	2"	5
06-1724I		B	2-1/2"	1
06-1726I		B	3"	1
06-1728I		B	4"	1



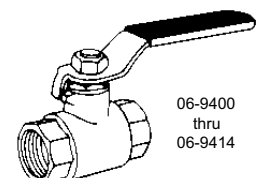
ECONOMY • STANDARD PORT • 400LB

06-9424	B	1/2" IPS	10
06-9426	B	3/4" IPS	10
06-9428	B	1" IPS	10



NICKEL PLATED • FULL PORT • 600LB WOG

ITEM NO.	PACK			
06-9400	B	1/4" IPS	10	
06-9402	B	3/8" IPS	10	
06-9404	B	1/2" IPS	10	
06-9406	B	3/4" IPS	5	
06-9408	B	1" IPS	5	
06-9410	B	1-1/4" IPS	5	
06-9412	B	1-1/2" IPS	2	
06-9414	B	2" IPS	2	



03/03/07

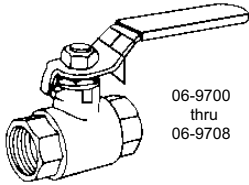


B = BULK

**BALL VALVES
CONTINUED**

ITEM NO.	PACK	DESCRIPTION	CTN. QTY.
----------	------	-------------	-----------

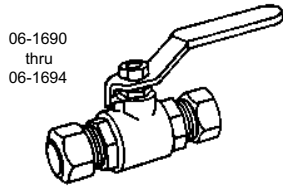
STAINLESS STEEL 800 PSI • 316 GRADE • 1 PIECE



06-9700
thru
06-9708

06-9700	B	1/4" IPS	10
06-9702	B	3/8" IPS	10
06-9704	B	1/2" IPS	5
06-9706	B	3/4" IPS	5
06-9708	B	1" IPS	5
06-9710	B	1-1/4" IPS	5
06-9712	B	1-1/2" IPS	4
06-9714	B	2" IPS	2

**ALL ARE
LOCKABLE**



06-1690
thru
06-1694

COMPRESSION / SOLDERLESS • COPPER • 200LB WOG

06-1690	B	1/2"	6
06-1692	B	3/4"	6
06-1694	B	1"	6



06-1700
06-1702

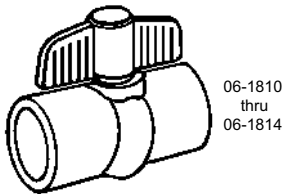


06-1704
06-1706

INSTA-LOC FULL PORT BALL VALVE

06-1700	B	1/2" Push Fit Valve	10
06-1702	B	3/4" Push Fit Valve	10
06-1704	B	1/2" Insert for PEX	10
06-1706	B	3/4" Insert for PEX	10

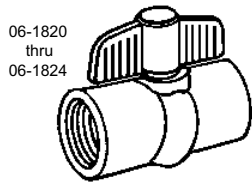
CPVC • SLIP x SLIP • 100 PSI (Hot or Cold Water)



06-1810
thru
06-1814

06-1810	B	1/2"	10
06-1812	B	3/4"	5
06-1814	B	1"	5

CPVC • THREAD x THREAD • 100PSI (Hot or Cold Water)



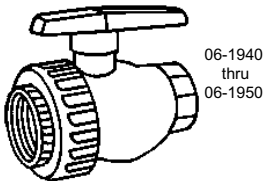
06-1820
thru
06-1824

06-1820	B	1/2"	10
06-1822	B	3/4"	5
06-1824	B	1"	5

**PVC • SINGLE UNION • 235 PSI
MADE IN USA**

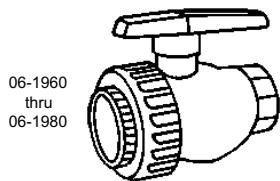


VITON® O-RING



06-1940
thru
06-1950

06-1940	B	1/2" Thread x Thread	10
06-1942	B	3/4" Thread x Thread	10
06-1944	B	1" Thread x Thread	10
06-1946	B	1-1/4" Thread x Thread	4
06-1948	B	1-1/2" Thread x Thread	4
06-1950	B	2" Thread x Thread	4



06-1960
thru
06-1980

06-1960	B	1/2" Slip x Slip	10
06-1962	B	3/4" Slip x Slip	10
06-1964	B	1" Slip x Slip	10
06-1966	B	1-1/4" Slip x Slip	4
06-1968	B	1-1/2" Slip x Slip	4
06-1970	B	2" Slip x Slip	4
06-1980	B	1-1/2" Socket or 2" Hub "Pool Special"	6



**BALL VALVES
CONTINUED**

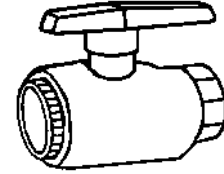
B = BULK

ITEM NO.	PACK	DESCRIPTION	CTN. QTY.
----------	------	-------------	--------------

MADE IN USA • GREY PVC • 235 PSI • VITON® O-RING



06-2520	B	1/2"	Solvent Weld	10
06-2522	B	3/4"	Solvent Weld	10
06-2524	B	1"	Solvent Weld	10
06-2526	B	1-1/4"	Solvent Weld	5
06-2528	B	1-1/2"	Solvent Weld	5
06-2530	B	2"	Solvent Weld	5

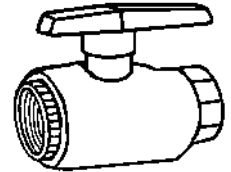


06-2520
thru
06-2530

MADE IN USA • GREY PVC • 235 PSI • VITON® O-RING




06-2540	B	1/2"	Thread x Thread	10
06-2542	B	3/4"	Thread x Thread	10
06-2544	B	1"	Thread x Thread	10
06-2546	B	1-1/4"	Thread x Thread	5
06-2548	B	1-1/2"	Thread x Thread	5
06-2550	B	2"	Thread x Thread	5



06-2540
thru
06-2550

IMPORT • SOLVENT WELD • PVC 150 PSI • EPDM O-RING

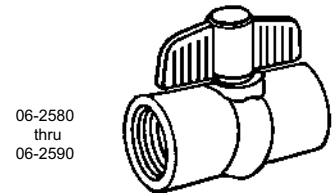
WHITE	GREY	PACK		
06-2560	06-2600	B	1/2"	10
06-2562	06-2602	B	3/4"	10
06-2564	06-2604	B	1"	10
06-2566	06-2606	B	1-1/4"	5
06-2568	06-2608	B	1-1/2"	5
06-2570	06-2610	B	2"	5
06-2572		B	3"	5
06-2574		B	4"	5



06-2560
thru
06-2574

IMPORT • THREAD x THREAD • PVC 150 PSI • EPDM O-RING

WHITE	GREY	PACK		
06-2580	06-2620	B	1/2"	10
06-2582	06-2622	B	3/4"	10
06-2584	06-2624	B	1"	10
06-2586	06-2626	B	1-1/4"	5
06-2588	06-2628	B	1-1/2"	5
06-2590	06-2630	B	2"	5



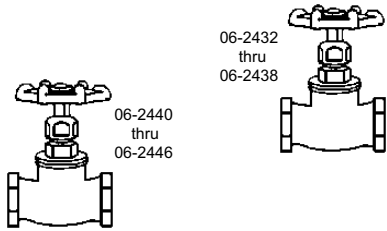
06-2580
thru
06-2590



VALVES

B = BULK
C = CARDED

GLOBE and STOP & WASTE



ITEM NO.	PACK	DESCRIPTION	CTN. QTY.
----------	------	-------------	-----------

BRASS SEAT • GLOBE VALVE

06-2436	B	1/2" IPS	24
06-2438	B	3/4" IPS	12
06-2440	B	1" IPS	8
06-2442	B	1-1/4" IPS	6
06-2444	B	1-1/2" IPS	4
06-2446	B	2" IPS	2

ARROWHEAD • GLOBE VALVE

06-2490	B	1/2" IPS	12
06-2492	B	3/4" IPS	12
06-2722	B	1/2" Copper x Copper	12
06-2724	B	3/4" Copper x Copper	12
06-2480	B	1/2" Compression / Sweatless	12
06-2481	C	Same as above carded	6
06-2482	B	3/4" Compression / Sweatless	12
06-2483	C	Same as above carded	6

ROUGH BRASS • ANGLE VALVE

06-2100	B	1/2" IPS	12
06-2102	B	3/4" IPS	12

STOP VALVE • IMPORT

06-2800	B	1/2" Copper x Copper	12
06-2802	B	3/4" Copper x Copper	12
06-2810	B	1/2" IPS	12
06-2812	B	3/4" IPS	12

STOP AND WASTE VALVE

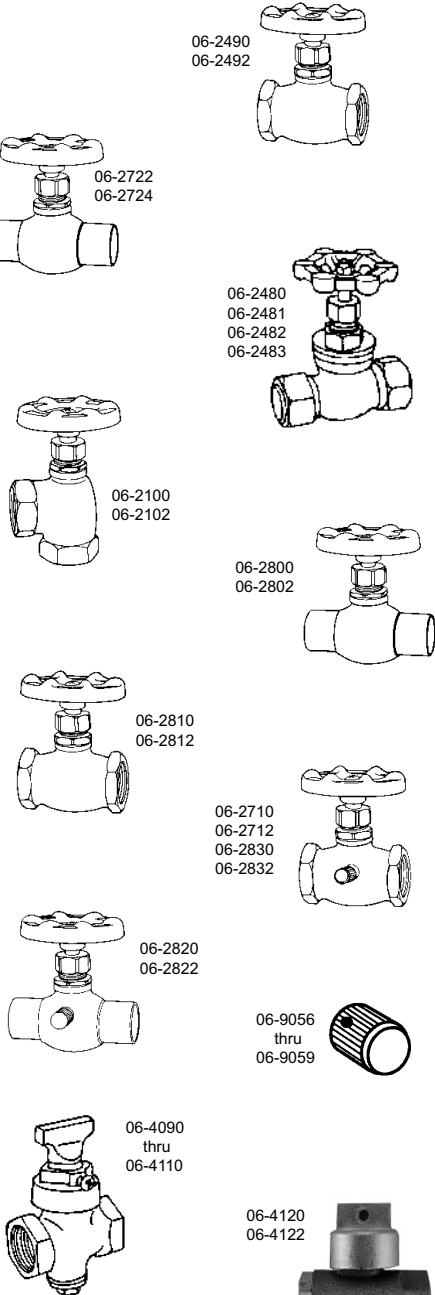
06-2710	B	1/2" IPS Made in USA	12
06-2712	B	3/4" IPS Made in USA	12
06-2820	B	1/2" Copper x Copper • IMPORT	12
06-2822	B	3/4" Copper x Copper • IMPORT	12
06-2830	B	1/2" IPS • IMPORT	12
06-2832	B	3/4" IPS • IMPORT	12

BLEEDER CAP

06-9056	B	5/16-24 Thread	100
06-9058	B	3/8-24 Thread	100
06-9057	C	Same as above carded (1 of each 2 pcs per card)	6

UNDERGROUND STOP & DRAIN VALVE

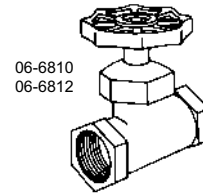
06-4090	B	1/2" IPS (Import)	6
06-4092	B	3/4" IPS (Import)	6
06-4096	B	1" IPS (Import)	4
06-4102	B	3/4" IPS (Mueller)	10
06-4104	B	1" IPS (Mueller)	10
06-4106	B	1-1/4" IPS (Mueller)	1
06-4108	B	1-1/2" IPS (Mueller)	1
06-4110	B	2" IPS (Mueller)	1
06-4120	B	3/4" Ball Valve Style	5
06-4122	B	1" Ball Valve Style	5



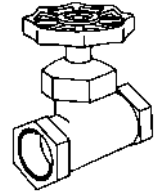
MISCELLANEOUS • VALVES

B = BULK
C = CARDED

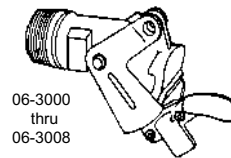
ITEM NO.	PACK	DESCRIPTION	CTN. QTY.
PLASTIC STOP VALVE			
06-6810	B	1/2" IPS Celcon (Hot or Cold Water) 150 PSI	12
06-6812	B	3/4" IPS Celcon (Hot or Cold Water) 150 PSI	12
06-1830	B	1/2" S x S CPVC (Hot or Cold Water) 100 PSI	12
06-1832	B	3/4" S x S CPVC (Hot or Cold Water) 100 PSI	12
06-1840	B	1/2" S x S PVC 100 PSI	12
06-1842	B	3/4" S x S PVC 100 PSI	12
MOLASSES VALVES			
06-3000	B	3/4" Molasses valve	12
06-3002	B	1" Molasses valve	12
06-3004	B	1-1/4" Molasses valve	6
06-3006	B	1-1/2" Molasses valve	4
06-3008	B	2" Molasses valve	2
06-9050	B	1-1/2" Molasses valve handle assembly	1
BARREL FAUCET'S			
06-3042	B	3/4" IPS Die Cast	25
06-3050	B	3/4" IPS Locking type (Bronze)	12
06-3060	B	3/4" IPS Poly	10
06-3061	C	Same as above carded	6
RADIATOR STEAM VALVE			
06-3102	B	3/4" Angle	6
06-3104	B	1" Angle	6
06-3106	B	1-1/4" Angle	6
06-3150	B	" THE JIMBO" #40 Steam valve	6
BRONZE FOOT VALVE			
06-5130	B	1/2" Spring loaded with stainless steel strainer	1
06-5132	B	3/4" Spring loaded with stainless steel strainer	1
06-5134	B	1" Spring loaded with stainless steel strainer	1
06-5136	B	1-1/4" Spring loaded with stainless steel strainer	1
06-5138	B	1-1/2" Spring loaded with stainless steel strainer	1
06-5140	B	2" Spring loaded with stainless steel strainer	1
PVC FOOT VALVE			
06-5106	B	1-1/4" IPS	6
06-5108	B	1-1/2" IPS	6
06-5110	B	2" IPS	6
06-5112	B	3/4" to 1-1/4" IPS (Cut To Size)	6



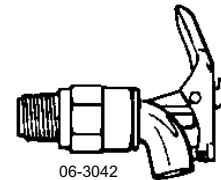
06-6810
06-6812



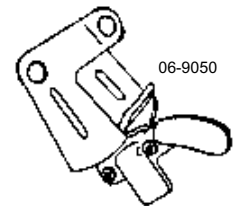
06-1830
06-1832
06-1840
06-1842



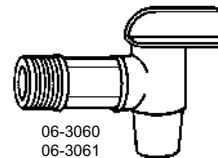
06-3000
thru
06-3008



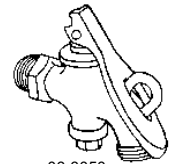
06-3042



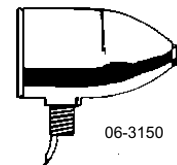
06-9050



06-3060
06-3061



06-3050



06-3150



06-3102
thru
06-3106



06-5130
thru
06-5140

06-5106
thru
06-5110



06-5112



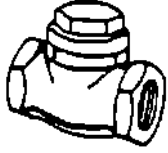
B = BULK

CHECK VALVES

ITEM NO.	PACK	DESCRIPTION	CTN. QTY.
----------	------	-------------	-----------

SWING CHECK VALVE • (BRASS)

06-5152	B	1/2" IPS	12
06-5154	B	3/4" IPS	12
06-5156	B	1" IPS	6
06-5158	B	1-1/4" IPS	4
06-5160	B	1-1/2" IPS	2
06-5162	B	2" IPS	2



06-5152
thru
06-5162

SPRING LOADED CHECK VALVE • (PVC) • 200PSI

06-5180	B	1/2" IPS	20
06-5182	B	3/4" IPS	20
06-5184	B	1" IPS	20
06-5186	B	1-1/4" IPS	15
06-5188	B	1-1/2" IPS	15
06-5190	B	2" IPS	10
06-5196	B	1-1/4" Float Valve screen only	10
06-5198	B	1-1/2" Float Valve screen only	10
06-5194	B	2" Float Valve screen only	10

06-5180
thru
06-5190

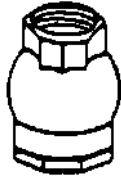


06-5196
06-5198
06-5194

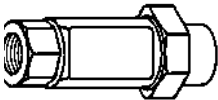
SPRING LOADED CHECK VALVE • (BRASS)

06-5200	B	3/8" IPS	10
06-5202	B	1/2" IPS	10
06-5204	B	3/4" IPS	10
06-5206	B	1" IPS	5
06-5208	B	1-1/4" IPS	2
06-5210	B	1-1/2" IPS	2
06-5212	B	2" IPS	2
06-5218	B	3/4" Dual check backflow preventer	1
06-5220	B	1" Dual check backflow preventer	1

06-5200
thru
06-5212



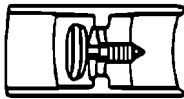
06-5218
06-5220



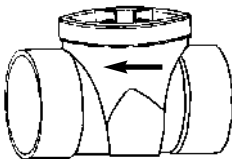
PLASTIC BACKFLOW VALVES

06-5226	B	1-1/4" Slip x Slip PVC Spring loaded	12
06-5228	B	1-1/2" Slip x Slip PVC Spring loaded	12
06-5230	B	2" Slip x Slip PVC Spring loaded	12
06-5244	B	3" Slip x Slip PVC Swing check	6
06-5246	B	4" Slip x Slip PVC Swing check	6
06-5240	B	3" Slip x Slip ABS Swing check	6
06-5242	B	4" Slip x Slip ABS Swing check	6

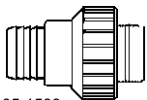
06-5226
06-5228
06-5230



06-5244
06-5246
06-5240
06-5242



05-1536



05-1590

PITCHER PUMP

05-1590	B	Old fashion hand picture pump	1
---------	---	-------------------------------	---

CHECK VALVE

05-1536	B	1-1/4" Sump pump check valve	1
---------	---	------------------------------	---



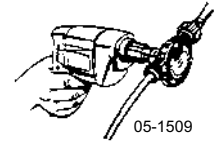
MISCELLANEOUS • VALVES

B = BULK
C = CARDED

ITEM NO.	PACK	DESCRIPTION	CTN. QTY.
----------	------	-------------	-----------

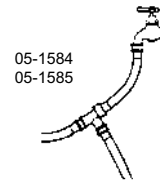
DRILL PUMP

05-1507	C	Drill pump only	6
05-1509	C	Drill pump kit with hose	6



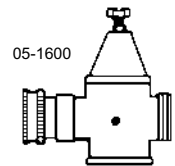
CELLAR DRAINS

05-1584	B	Plastic Cellar drain	10
05-1585	C	Same as above carded	6



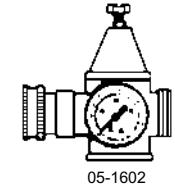
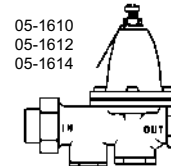
PRESSURE REGULATORS

05-1598	B	Plastic female hose x male hose 40 - 50 PSI	12
15-5806	B	Plastic female hose x male hose 25 PSI	12
15-5576	B	Plastic 3/4" female pipe x male pipe 25 PSI	12
15-5808	B	Plastic 3/4" FIP x FIP Heavy Duty 30 PSI	12
05-1600	B	Brass H560 water regulator 10 - 60 PSI Preset at 40 PSI	1
05-1602	B	Same as above with gauge	1

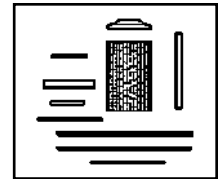


PRESSURE REGULATORS

05-1610	B	1/2" T6800 Replaces 25 AUB & #600	1
05-1612	B	3/4" T6800 Replaces 25 AUB & #600	1
05-1614	B	1" T6800 Replaces 25 AUB & #600	1
05-1652	B	3/4" T6801 Replaces #70	1
05-1654	B	1" T6801 Replaces #70	1

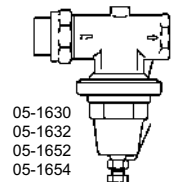
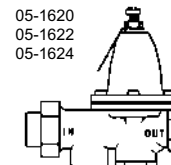


05-1604
05-1606
05-1608

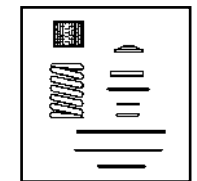
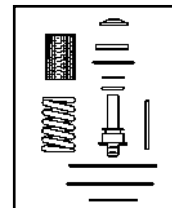


WILKINS PRESSURE REGULATORS

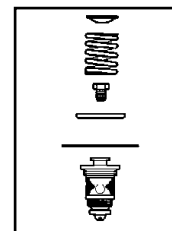
05-1620	B	1/2" #600	1
05-1622	B	3/4" #600	1
05-1624	B	1" #600	1
05-1630	B	3/4" #70	1
05-1632	B	1" #70	1
05-1634	B	3/4" #70 Double union	1
05-1636	B	1" #70 Double union	1
05-1640	B	1/2" #600 Repair kit	1
05-1642	B	3/4" #600 Repair kit	1
05-1644	B	1" #600 Repair kit	1
05-1670	B	3/4" #90 Repair kit	1
05-1682	B	3/4" #70 Repair kit	1
05-1684	B	1" #70 Repair kit	1
05-1604	B	1/2" 25 AUB Repair kit	1
05-1606	B	3/4" 25 AUB Repair kit	1
05-1608	B	1" 25 AUB Repair kit	1
05-1646	B	3/4" Copper tail piece	1
05-1648	B	1" Copper tail piece	1



05-1640
05-1642
05-1644



05-1682
05-1684



MISCELLANEOUS VALVES

B = BULK
C = CARDED

ITEM NO.	PACK	DESCRIPTION	CTN. QTY.
----------	------	-------------	-----------

TEMPERATURE & PRESSURE RELIEF VALVES

05-1704	B	3/4" 150# Coated probe	25
05-1705	C	Same as above carded	6
05-1706	B	3/4" 175# Coated probe	25
05-1708	B	3/4" 150# 8" long probe	25
05-1710	B	3/4" 150# Long body	25
05-1711	C	Same as above carded	6
05-1712	B	3/4" 150# Pressure relief only	25
05-1713	C	Same as above carded	6
05-1720	B	3/4" 220° Temperature shut off	1
05-1740	B	1/2" 150# Pressure relief only	1
05-1741	B	Same as above carded	6
05-1750	B	3/4" 150# T&P with short stick	25
05-1751	C	Same as above carded	6
05-1790	B	1/2" Air Vacuum Release Valve	1

BACK - FLO PREVENTORS

05-1760	B	Plastic 3/4 female hose x male hose	10
05-1762	B	Brass 3/4 female hose x male hose	10
05-1763	C	Same as above carded	6
05-1764	B	Watts 8B	10
05-1766	B	Watts NF8 Frost Proof	10
05-1768	B	Arrowhead fine thread x male hose	10
05-1769	C	Same as above carded	6
05-1770	B	Arrowhead fine thread (Self Draining)	10
05-1771	C	Same as above carded	6

CASA and BOB FLOAT VALVES

05-1800	B	3/8" Casa	1
05-1802	B	1/2" Casa	1
05-1804	B	3/4" Casa	1
05-1806	B	1" Casa	1
05-2000	B	3/8" Bob	1
05-2002	B	1/2" Bob	1
05-2004	B	3/4" Bob	1
05-2006	B	1" Bob	1

NOTE:
1/2" & 3/4" COME WITH
NUTS & WASHERS.

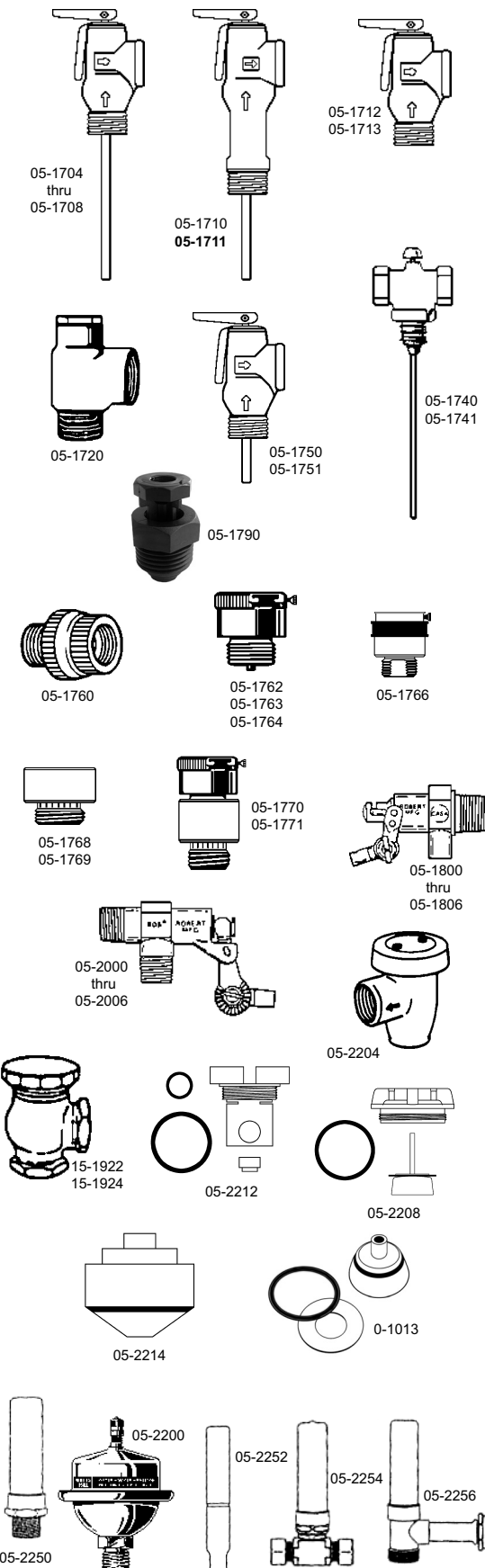
FOR 1" USE.
03-1876 NUT
02-2016 WASHER

SPECIALTY

15-1922	B	3/4" Angle vacuum breaker	1
15-1924	B	1" Angle vacuum breaker	1
05-2204	B	#288A 1/2" Angle vacuum breaker	1
05-2206	B	#288A Repair kit for above	1
05-2208	B	CHICAGO ZURN vacuum breaker repair kit	12
05-2212	B	T&S/LASCO vacuum breaker repair kit	12
05-2214	B	ZURN vacuum breaker repair kit	12
0-1013	C	Service faucet vacuum breaker	6

HAMMER ARRESTERS

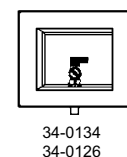
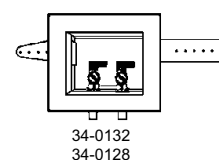
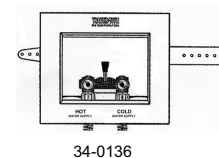
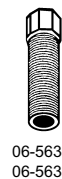
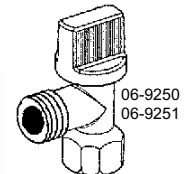
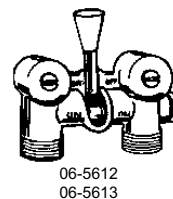
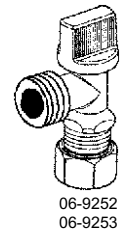
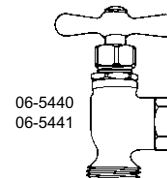
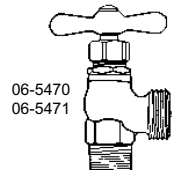
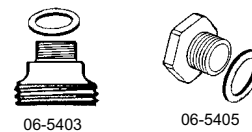
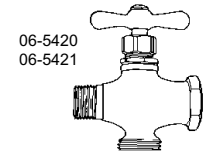
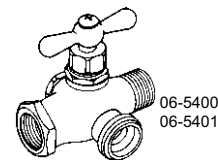
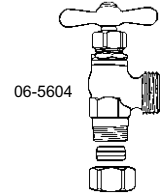
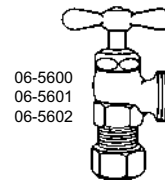
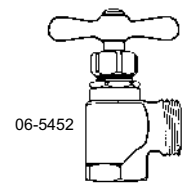
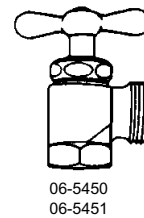
05-2250	C	1/2 MIP x 3-3/8"	6
05-2252	C	1/2 Copper Sweat	6
05-2254	C	5/8 OD Comp. Tee	6
05-2256	C	Washing Machine Tee	6
05-2200	B	#150A 1/2" Shock arrestor	1



WASHING MACHINE VALVES

B = BULK
C = CARDED

ITEM NO.	PACK	DESCRIPTION	CTN. QTY.
SATIN			
06-5450	B	1/2" FIP Import	12
06-5451	C	Same as above carded	6
06-5452	B	1/2" FIP Made in USA	12
COMPRESSION STYLE			
06-5600	B	5/8 O.D.	12
06-5601	C	Same as above carded	6
06-5602	B	5/8 O.D. Small nut	12
06-5604	B	5/8 O.D. Made in USA	12
BY-PASS VALVES			
06-5400	B	Reversible By-Pass	6
06-5401	C	Same as above carded	6
06-5420	B	Straight By-Pass	6
06-5421	C	Same as above carded	6
06-5403	C	Hose thread Adapter	6
06-5405	C	Valve plug	6
SPACE SAVER			
06-5440	B	1/2" FIP	12
06-5441	C	Same as above carded	6
06-5470	B	1/2" MIP	12
06-5471	C	Same as above carded	6
BALL TYPE VALVES			
06-9250	B	1/2" FIP	12
06-9251	C	Same as above carded	6
06-9252	B	5/8 O.D. Compression	12
06-9253	C	Same as above carded	6
06-5610	B	Symmons mixer valve	1
06-5612	B	Dual shut - off valve	1
06-5613	C	Same as above carded	10
06-5620	B	Red handle 1/4 turn valve	1
06-5622	B	Blue handle 1/4 turn valve	1
06-5630	B	1/2 x 2-1/2" Shank extender	1
FAUCET SHANK EXTENDERS			
06-5630	B	1/2 x 2-1/2" Shank extender	1
06-5631	C	Same as above (2 ea. in snap pack)	6
VALVE BOXES			
34-0132	B	Washing machine outlet box • 1/4 turn valves	6
34-0128	B	Same as above (less valves)	6
34-0136	B	Washing machine outlet box • Single lever valve	6
34-0134	B	Ice maker outlet box • 1/4 turn valve	10
34-0126	B	Same as above (less valve)	10



10/10/07



B = BULK
C = CARDED

GAS VALVES

ITEM NO.	PACK	DESCRIPTION	CTN. QTY.
----------	------	-------------	-----------

SERVICE COCK • (FLAT HEAD)

06-4002	B	3/8" IPS	12
06-4004	B	1/2" IPS	12
06-4005	C	Same as above carded	6
06-4006	B	3/4" IPS	12
06-4007	C	Same as above carded	6
06-4008	B	1" IPS	12
06-4010	B	1-1/4" IPS	4
06-4012	B	1-1/2" IPS	2
06-4014	B	2" IPS	1

SERVICE COCK • (LEVER HANDLE)

06-4034	B	1/2" IPS	12
06-4035	C	Same as above carded	6
06-4036	B	3/4" IPS	12
06-4037	C	Same as above carded	6
06-4038	B	1" IPS	12

BALL VALVES • "CSA" CERTIFIED (FLAT HEAD)

06-4020	B	1/2" IPS	12
06-4021	C	Same as above carded	6
06-4022	B	3/4" IPS	12
06-4023	C	Same as above carded	6

BALL VALVES • "CSA" CERTIFIED (LEVER HANDLE)

06-4050	B	1/2" IPS Red Cap	12
06-4051	C	Same as above carded	6
06-4052	B	3/4" IPS Red Cap	12
06-4053	C	Same as above carded	6

BALL VALVES • "CSA" CERTIFIED (LONG LEVER HANDLE)

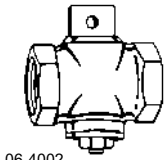
06-4040	B	1/2" IPS	12
06-4042	B	3/4" IPS	12
06-4044	B	1" IPS	6
06-4070	B	1/2" JOMAR "ARIZONA SPECIAL"	12
06-4072	B	3/4" JOMAR "ARIZONA SPECIAL"	12
06-4074	B	1" JOMAR "ARIZONA SPECIAL"	6
06-4076	B	1-1/4" JOMAR "ARIZONA SPECIAL"	6
06-4078	B	1-1/2" JOMAR "ARIZONA SPECIAL"	6
06-4080	B	2" JOMAR "ARIZONA SPECIAL"	6

FIRE PLACE VALVES

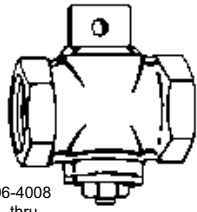
10-1480	B	1/2" IPS Angle	12
10-1481	C	Same as above carded	6
10-1490	B	1/2" IPS Straight	12
10-1491	C	Same as above carded	6

LOG LIGHTERS

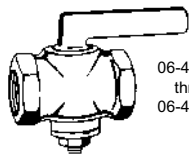
10-1440	B	Model A Blue flame	24
10-1442	B	Model S Blue flame	24
10-1444	B	Model T Blue flame	24



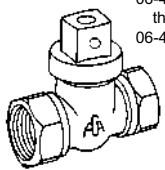
06-4002 thru 06-4007



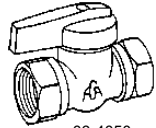
06-4008 thru 06-4014



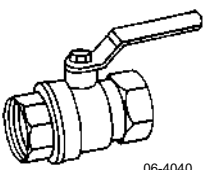
06-4034 thru 06-4038



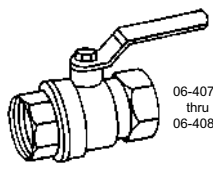
06-4020 thru 06-4023



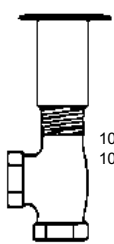
06-4050 thru 06-4053



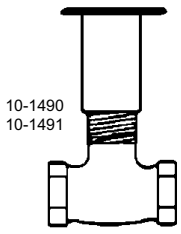
06-4040 thru 06-4044



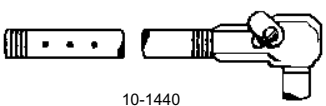
06-4070 thru 06-4080



10-1480 thru 10-1481



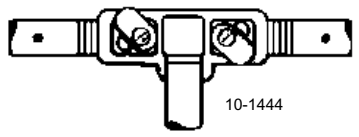
10-1490 thru 10-1491



10-1440



10-1442



10-1444



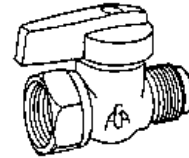
**GAS VALVES
CONTINUED**

**B = BULK
C = CARDED**

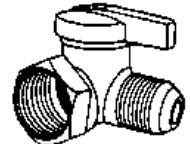
ITEM NO.	PACK	DESCRIPTION	CTN. QTY.
----------	------	-------------	-----------

BALL TYPE FLARE GAS VALVES

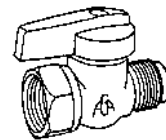
10-1610	B	3/8 Flare x 1/2 FIP Straight	12
10-1611	C	Same as above carded	6
10-1612	B	1/2 Flare x 1/2 FIP Straight	12
10-1613	C	Same as above carded	6
10-1618	B	1/2 Flare x 3/4 FIP Straight	12
10-1614	B	3/8 Flare x 1/2 FIP Angle	12
10-1615	C	Same as above carded	6
10-1616	B	1/2 Flare x 1/2 FIP Angle	12
10-1617	C	Same as above carded	6
10-1624	B	15/16 Flare x 1/2 FIP Straight	12
10-1620	B	15/16 Flare x 3/4 FIP Straight	12
10-1621	C	Same as above carded	6
10-1622	B	5/8 Flare x 3/4 FIP Straight	12
10-1623	C	Same as above carded	6
10-1652	B	15/16 Flare x 3/4 FIP Angle	12
10-1653	C	Same as above carded	6



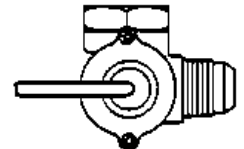
10-1610
thru
10-1613



10-1614
thru
10-1617



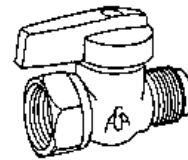
10-1618
thru
10-1624




10-1652
10-1653

TEXAS GAS VALVES

10-1604	B	3/8 Fine flare x 1/2 FIP Straight	12
10-1605	C	Same as above carded	6
10-1682	B	1/8 Barb x 1/2 FIP Straight	12
10-1684	B	1/8 Barb x 3/4 FIP Straight	12



10-1604
10-1605



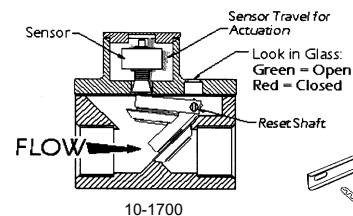
10-1682
10-1684

**EARTHQUAKE EMERGENCY
GAS SHUT-OFF VALVE**

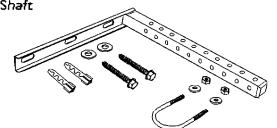


Includes Stabilizer Bracket Kit

10-1700	B	3/4" Little Firefighter Horizontal shut-off valve	12
10-1702	B	1" Little Firefighter Horizontal shut-off valve	4
10-1704	B	3/4" Little Firefighter Vertical shut-off valve	12
10-1706	B	1" Little Firefighter Vertical shut-off valve	12



10-1700

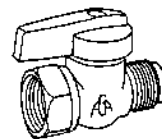


Kit for 10-1700

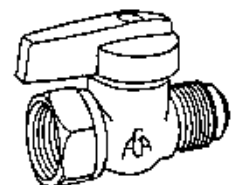
SAFETY GAS SHUT-OFF BALL VALVE




10-1660	B	3/8" Flare x 1/2" FIP Ball Valve	10
10-1661	C	Same as above Carded	6
10-1662	B	1/2" Flare x 1/2" FIP Ball Valve	10
10-1663	C	Same as above Carded	6
10-1668	B	15/16" Flare x 3/4" FIP Ball Valve	10
10-1669	C	Same as above Carded	6
10-1674	B	1/2 IPS x 1/2" IPS Ball Valve	10
10-1675	C	Same as above Carded	6
10-1676	B	3/4" IPS x 3/4" IPS Ball Valve	10
10-1677	C	Same as above Carded	6



10-1660
thru
10-1663



10-1668
10-1669



10-1674
thru
10-1677

02/13/07



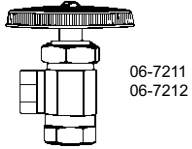
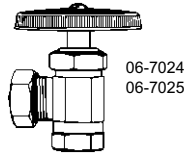
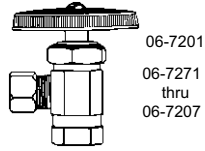
B = BULK
C = CARDED

CP = CHROME PLATED

WATER SUPPLY VALVES

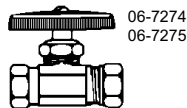
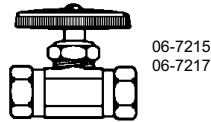
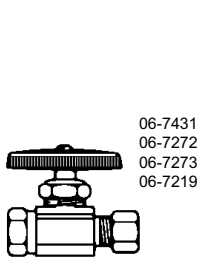
ITEM NO.	PACK	DESCRIPTION	CTN. QTY.
----------	------	-------------	-----------

ANGLE STOPS • STANDARD DUTY • (IPS INLET)



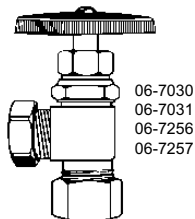
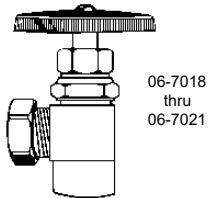
	FINISH	INLET	OUTLET	
06-7201	C	CP	3/8" IPS x 3/8 Compression	6
06-7271	C	CP	1/2" IPS x 1/4 Compression	6
06-7202	B	CP	1/2" IPS x 3/8 Compression	10
06-7203	C	CP	Same as above carded	6
06-7205	C	CP	1/2" IPS x 7/16 Compression	6
06-7206	B	CP	1/2" IPS x 1/2 Compression	10
06-7207	C	CP	Same as above carded	6
06-7024	B	CP	1/2" IPS x 7/16-1/2 Slip joint	10
06-7025	C	CP	Same as above carded	6
06-7211	C	CP	3/8" IPS x 3/8" IPS	6
06-7212	B	CP	1/2" IPS x 1/2" IPS	10

STRAIGHT STOPS • STANDARD DUTY • (IPS INLET)



	FINISH	INLET	OUTLET	
06-7431	C	CP	3/8" IPS x 3/8" Compression	6
06-7215	C	CP	3/8" IPS x 3/8" IPS	6
06-7217	C	CP	1/2" IPS x 1/2" IPS	6
06-7272	B	CP	1/2" IPS x 3/8 Compression	10
06-7273	C	CP	Same as above carded	6
06-7219	C	CP	1/2" IPS x 1/2 Compression	6
06-7274	B	CP	1/2" IPS x 7/16-1/2 Slip joint	10
06-7275	C	CP	Same as above carded	6
06-7214	B	CP	1/2" MIP x 1/2 FIP • Screw Driver Shut-off	10

ANGLE STOPS • HEAVY DUTY • IPS and COMPRESSION INLET



	FINISH	INLET	OUTLET	
06-7018	B	CP	1/2" IPS x 3/8 Compression	10
06-7019	C	CP	Same as above carded	6
06-7020	B	CP	1/2" IPS x 7/16-1/2 Slip joint	10
06-7021	C	CP	Same as above carded	6

	FINISH	INLET	OUTLET	
06-7030	B	CP	5/8 Compression x 3/8 Compression	10
06-7031	C	CP	Same as above carded	6
06-7256	B	CP	5/8 Compression x 7/16-1/2 Slip joint	10
06-7257	C	CP	Same as above carded	6



**WATER SUPPLY VALVES
CONTINUED**

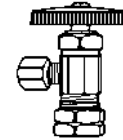
**B = BULK
C = CARDED**

CP = CHROME PLATED

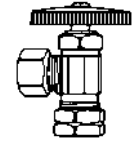
ITEM NO.	PACK	DESCRIPTION	CTN. QTY.
----------	------	-------------	--------------

ANGLE STOPS • STANDARD DUTY • (COMPRESSION INLET)

	FINISH	INLET	OUTLET	
06-7251	C	CP 5/8 Compression x	1/4 Compression	6
06-7252	B	CP 5/8 Compression x	3/8 Compression	10
06-7253	C	CP Same as above	carded	6
06-72521	B	CP 5/8 Coarse Comp x	3/8 Compression	10
06-7255	C	CP Same as above	carded	6
06-7263	C	CP 5/8 Compression x	7/16 Compression	6
06-7265	C	CP 5/8 Compression x	1/2 Compression	6
06-7282	C	CP 5/8 Compression x	7/16-1/2 Slip joint	10
06-7283	C	CP Same as above	carded	6



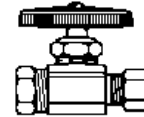
06-7251
thru
06-7265




06-7282
06-7283

STRAIGHT STOPS • STANDARD DUTY • (COMPRESSION INLET)

	FINISH	INLET	OUTLET	
06-7243	C	CP 3/8 Compression x	3/8 Compression	6
06-7247	C	CP 5/8 Compression x	3/8 Compression	6
06-7249	C	CP 5/8 Compression x	1/2 Compression	6
06-7289	C	CP 5/8 Compression x	7/16-1/2 Slip joint	6



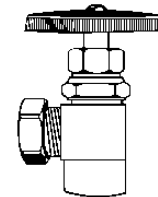
06-7243
06-7247
06-7249



06-7289

ANGLE STOPS • SPECIAL FINISH • (IPS INLET)

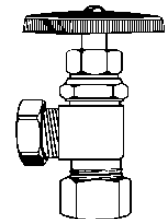
	FINISH	INLET	OUTLET	
67111A	C	AB 1/2" IPS x	3/8 Compression	6
67111P	C	PB 1/2" IPS x	3/8 Compression	6
67111W	C	WH 1/2" IPS x	3/8 Compression	6
67111OB	C	ORB 1/2" IPS x	3/8 Compression	6
67111SN	C	SN 1/2" IPS x	3/8 Compression	6
67121A	C	AB 1/2" IPS x	7/16-1/2 Slip joint	6
67121P	C	PB 1/2" IPS x	7/16-1/2 Slip joint	6
67121W	C	WH 1/2" IPS x	7/16-1/2 Slip joint	6



67111A
thru
67121W

ANGLE STOPS • SPECIAL FINISH • (COMPRESSION INLET)

	FINISH	INLET	OUTLET	
67131A	C	AB 5/8 Compression x	3/8 Compression	6
67131P	C	PB 5/8 Compression x	3/8 Compression	6
67131W	C	WH 5/8 Compression x	3/8 Compression	6
67131OB	C	ORB 5/8 Compression x	3/8 Compression	6
67131SN	C	SN 5/8 Compression x	3/8 Compression	6
67141A	C	AB 5/8 Compression x	7/16-1/2 Slip joint	6
67141P	C	PB 5/8 Compression x	7/16-1/2 Slip joint	6
67141W	C	WH 5/8 Compression x	7/16-1/2 Slip joint	6



67131A
thru
67141W

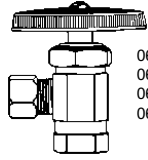
**AB = ANTIQUE BRONZE PB = POLISHED BRASS WH = WHITE
OB = OIL RUBBED BRONZE SN = SATIN NICKEL**



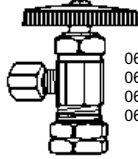
WATER SUPPLY VALVES
CONTINUED

B = BULK
C = CARDED

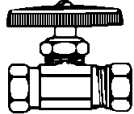
CP = CHROME PLATED



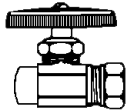
06-7200
06-7209
06-7022
06-7023



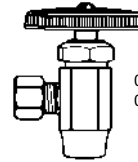
06-7254
06-7261
06-7280
06-7281



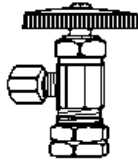
06-7270
06-7285



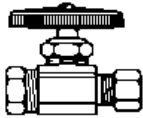
06-7287
06-7291




06-7277
06-7293



06-7303



06-7301



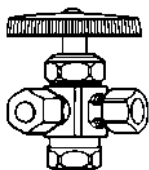
06-9292
06-9293



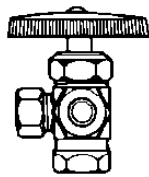
06-7422
06-7423



06-7420
06-7421



06-7319
thru
06-7345



06-7349

ITEM NO.	PACK	DESCRIPTION	CTN. QTY.
----------	------	-------------	-----------

BRASS CRAFT ANGLE STOPS

	FINISH	INLET	OUTLET	
06-7200	B	CP	1/2" IPS x 3/8 Comp•R-17 Angle	5
06-7209	C	CP	Same as above carded	6
06-7022	B	CP	1/2" IPS x 7/16-1/2 Slip joint•3301 Angle	5
06-7023	C	CP	Same as above carded	6
06-7254	B	CP	5/8 Comp x 3/8 Comp•CR-19 Angle	5
06-7261	C	CP	Same as above carded	6
06-7280	B	CP	5/8 Comp x 7/16-1/2 Slip joint•3341 Angle	5
06-7281	C	CP	Same as above carded	6
06-7270	C	CP	1/2" IPS x 7/16-1/2 Slip joint•3305 Straight	5
06-7285	C	CP	Same as above carded	6
06-7451	C	CP	1/2" IPS x 3/8" Comp x 1/4" Comp Dual	6
06-7453	C	CP	1/2" IPS x 3/8 Comp x 3/8" Comp Dual	6

COPPER SWEAT INLET SUPPLY VALVES

	FINISH	INLET	OUTLET	
06-7287	C	CP	1/2 Sweat x 3/8 Comp Straight	6
06-7277	C	CP	1/2 Sweat x 3/8 Comp Angle	6
06-7291	C	CP	1/2 Sweat x 1/2 Comp Straight	6
06-7293	C	CP	1/2 Sweat x 1/2 Comp Angle	6

CPVC INLET SUPPLY VALVES

	FINISH	INLET	OUTLET	
06-7301	C	CP	1/2 CPVC x 3/8 Comp Straight	6
06-7303	C	CP	1/2 CPVC x 3/8 Comp Angle	6

PUSH FIT VALVE

06-9292	B		1/2 Push Fit x 3/8 Comp	10
06-9293	C		1/2 Push Fit x 3/8 Comp	6

PEX VALVES

06-7420	B	CP	1/2 PEX x 3/8 Comp ST Stop	10
06-7421	C	CP	1/2 PEX x 3/8 Comp ST Stop	6
06-7422	B	CP	1/2 PEX x 3/8 Comp Angle Stop	10
06-7423	C	CP	1/2 PEX x 3/8 Comp Angle Stop	6

DUAL OUTLET VALVES

IPS INLET SUPPLY VALVES • DUAL OUTLET

	FINISH	INLET	OUTLET	OUTLET	
06-7319	C	CP	1/2" IPS x 3/8 Comp x	1/4 Comp	6
06-7321	C	CP	1/2" IPS x 3/8 Comp x	3/8 Comp	6
06-7343	C	CP	1/2" IPS x 7/16 Comp x	1/4 Comp	6
06-7323	C	CP	1/2" IPS x 7/16 Comp x	3/8 Comp	6
06-7325	C	CP	1/2" IPS x 7/16 Comp x	7/16 Comp	6
06-7329	C	CP	1/2" IPS x 1/2 Comp x	3/8 Comp	6
06-7327	C	CP	1/2" IPS x 1/2 Comp x	7/16 Comp	6
06-7331	C	CP	1/2" IPS x 1/2 Comp x	1/2 Comp	6
06-7347	C	CP	1/2" IPS x 7/16-1/2 SJ x	1/4 Comp	6
06-7345	C	CP	1/2" IPS x 7/16-1/2 SJ x	3/8 Comp	6
06-7349	C	CP	1/2" IPS 7/16-1/2 SJ x	7/16-1/2 SJ	6



VALVES

DUAL OUTLET VALVES CONTINUED

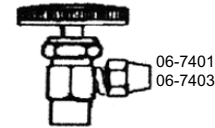
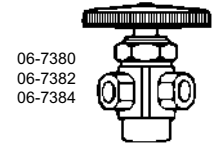
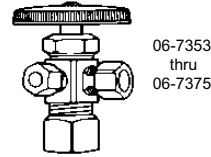
B = BULK
C = CARDED

CP = CHROME PLATED
RB = ROUGH BRASS

ITEM NO.	PACK	DESCRIPTION	CTN. QTY.
----------	------	-------------	--------------

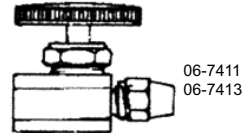
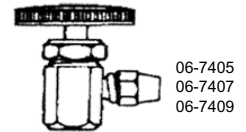
COMPRESSION INLET SUPPLY VALVES • DUAL OUTLET

	FINISH		INLET	OUTLET	OUTLET	
06-7353	C	CP	5/8 Comp x	3/8 Comp x	1/4 Comp	6
06-7355	C	CP	5/8 Comp x	3/8 Comp x	3/8 Comp	6
06-7367	C	CP	5/8 Comp x	7/16 Comp x	1/4 Comp	6
06-7357	C	CP	5/8 Comp x	7/16 Comp x	3/8 Comp	6
06-7369	C	CP	5/8 Comp x	1/2 Comp x	1/4 Comp	6
06-7363	C	CP	5/8 Comp x	1/2 Comp x	3/8 Comp	6
06-7361	C	CP	5/8 Comp x	1/2 Comp x	7/16 Comp	6
06-7365	C	CP	5/8 Comp x	1/2 Comp x	1/2 Comp	6
06-7377	C	CP	5/8 Comp x	7/16-1/2 SJ x	1/4 Comp	6
06-7375	C	CP	5/8 Comp x	7/16-1/2 SJ x	3/8 Comp	6



TEXAS SUPPLY VALVES • (FINE THREAD OUTLET)


	FINISH		INLET	OUTLET	
06-7401	C	CP	1/2 Sweat x	3/8 Flare Angle	6
06-7403	C	CP	1/2 Sweat x	1/2 Flare Angle	6
06-7405	C	CP	3/8" IPS x	3/8 Flare Angle	6
06-7407	C	CP	1/2" IPS x	3/8 Flare Angle	6
06-7409	C	CP	1/2" IPS x	1/2 Flare Angle	6
06-7411	C	CP	3/8" IPS x	3/8 Flare Straight	6
06-7413	C	CP	1/2" IPS x	3/8 Flare Straight	6



SUPPLY VALVE REPAIR KITS

06-9053	C	Angle stop repair kit	6
06-9054	B	Angle stop push on bibb washer	12
01-5112	B	Angle stop handle	10
01-5113	C	Same as above carded	6

ACTUAL SIZE

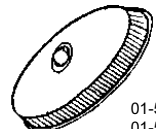


06-9053

ACTUAL SIZE



06-9054



01-5112
01-5113



B = BULK
C = CARDED



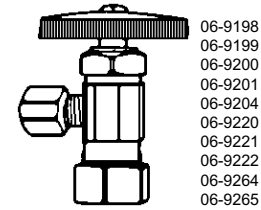
UPC-NSF 61-9

CP = CHROME PLATED

1/4 TURN BALL VALVES


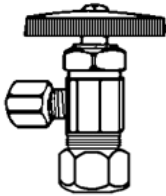
ITEM NO.	PACK	DESCRIPTION	CTN. QTY.
----------	------	-------------	-----------

ANGLE STOPS

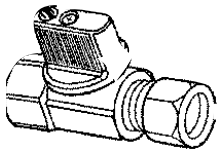


06-9198
06-9199
06-9200
06-9201
06-9204
06-9220
06-9221
06-9222
06-9264
06-9265

06-9262
06-9263
06-9210
06-9211
06-9213
06-9214
06-9230
06-9231
06-9232



06-9293

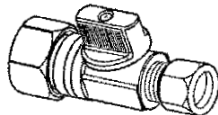


06-9270
06-9271
06-9272
06-9273


ITEM NO.	PACK	FINISH	INLET	OUTLET	OUTLET	CTN. QTY.
06-9198	B	CP	3/8" IPS x	3/8 Compression		10
06-9199	C	CP	Same as above carded			6
06-9264	B	CP	1/2" IPS x	1/4 Compression		10
06-9265	C	CP	Same as above carded			6
06-9200	B	CP	1/2" IPS x	3/8 Compression		10
06-9201	C	CP	Same as above carded			6
06-9204	B	CP	Same as above • Brass Craft			6
06-9203	C	CP	1/2" IPS x	1/2 Compression		6
06-9220	B	CP	1/2" IPS x	7/16-1/2 Slip joint		10
06-9221	C	CP	Same as above carded			6
06-9222	B	CP	Same as above • Brass Craft			6
06-9262	B	CP	5/8 Comp x	1/4 Compression		10
06-9263	C	CP	Same as above carded			6
06-9210	B	CP	5/8 Comp x	3/8 Compression		10
06-9211	C	CP	Same as above carded			6
06-9214	B	CP	Same as above • Brass Craft			6
06-9213	C	CP	5/8 Comp x	1/2 Compression		6
06-9230	B	CP	5/8 Comp x	7/16-1/2 Slip joint		10
06-9231	C	CP	Same as above carded			6
06-9232	B	CP	Same as above • Brass Craft			6
06-9245	C	CP	1/2 Copper Sweat x	3/8 Compression		6
06-9249	C	CP	1/2 CPVC x	3/8 Compression		6
06-9293	C	CP	5/8 Quick Connect x	3/8 Compression		6

STRAIGHT STOPS

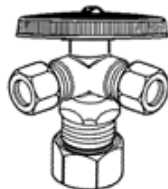
06-9280
06-9281



06-9270	B	CP	3/8 IPS x	3/8 Compression		10
06-9271	C	CP	Same as above carded			6
06-9273	C	CP	1/2 Comp x	3/8 Compression		6
06-9277	C	CP	1/2 IPS x	7/16 Slip joint		6
06-9272	B	CP	1/2 IPS x	3/8 Compression		10
06-9275	C	CP	1/2 IPS x	1/2 Compression		6
06-9279	C	CP	3/8 Comp x	3/8 Compression		6
06-9280	B	CP	5/8 Comp x	3/8 Comp Straight		10
06-9281	C	CP	Same as above carded			6
06-9283	C	CP	5/8 Comp x	1/2 Compression		6
06-9285	C	CP	5/8 Comp x	7/16 Slip joint		6
06-9287	C	CP	1/2 Copper Sweat x	3/8 Compression		6
06-9289	C	CP	1/2 CPVC x	3/8 Compression		6



06-9319
06-9321



06-9353
06-9355

1/4 TURN 3-WAY VALVES

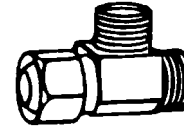
06-9319	C	CP	1/2" IPS x	3/8 Comp x	1/4 Comp	6
06-9321	C	CP	1/2" IPS x	3/8 Comp x	3/8 Comp	6
06-9323	C	CP	1/2" IPS x	1/2 Comp x	3/8 Comp	6
06-9353	C	CP	5/8 Comp x	3/8 Comp x	1/4 Comp	6
06-9355	C	CP	5/8 Comp x	3/8 Comp x	3/8 Comp	6
06-9357	C	CP	5/8 Comp x	1/2 Comp x	3/8 Comp	6




ANGLE STOP • ADD - A - TEE

**B = BULK
C = CARDED**

ITEM NO.	PACK		DESCRIPTION	CTN. QTY.
		FINISH	INLET OUTLET OUTLET	
06-9101	C	RB	3/8 Comp x 3/8 Comp x 1/4 Comp	6
06-9111	C	RB	3/8 Comp x 3/8 Comp x 3/8 Comp	6
06-9123	C	RB	3/8 Comp x 3/8 Comp x 1/2 SJ	6
06-9117	C	RB	1/2 SJ x 1/2 SJ x 1/4 Comp	6
06-9119	C	RB	1/2 SJ x 1/2 SJ x 3/8 Comp	6
06-9121	C	RB	1/2 SJ x 1/2 SJ x 1/2 SJ	6



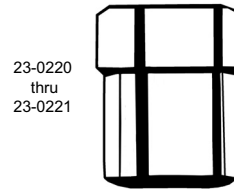
06-9101
thru
06-9111



06-9117
thru
06-9119

CPVC ADAPTER

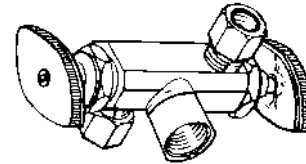
23-0220	B	CP	1/2" CPVC x 5/8" Female Compression	10
23-0221	C	CP	1/2" CPVC x 5/8" Female Compression	10



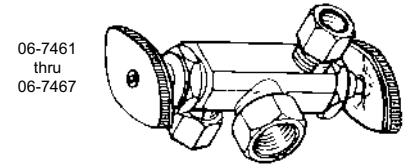
23-0220
thru
23-0221

DUAL VALVES / DUAL STOPS

		FINISH	INLET	OUTLET	OUTLET	
06-7451	C	RB	1/2" IPS x	3/8 Comp x	1/4 Comp	1
06-7453	C	RB	1/2" IPS x	3/8 Comp x	3/8 Comp	1
06-7455	C	RB	1/2" IPS x	3/8 Comp x	1/2 Comp	1
06-7461	C	RB	5/8 Comp x	3/8 Comp x	1/4 Comp	1
06-7463	C	RB	5/8 Comp x	3/8 Comp x	3/8 Comp	1
06-7465	C	RB	5/8 Comp x	3/8 Comp x	1/2 Comp	1
06-7467	C	RB	5/8 Comp x	1/2 Comp x	1/2 Comp	1




06-7451
thru
06-7457



06-7461
thru
06-7467

ADD - A - VALVE

06-9197	C	CP	3/8" Female Comp x 3/8" Comp	6
---------	---	----	------------------------------	---



06-9197

VALVES WITH S.S. FLEXIBLE RISER

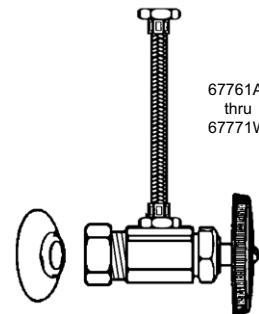
06-7225	C	CP	1/2" IPS x 16" Faucet supply	6
06-7229	C	CP	1/2" IPS x 12" Toilet supply	6
06-7235	C	CP	5/8" Comp x 12" Faucet supply	6
06-7237	C	CP	5/8" Comp x 16" Faucet supply	6
06-7239	C	CP	5/8" Comp x 20" Faucet supply	6
06-7241	C	CP	5/8" Comp x 12" Toilet supply	6



06-7225
06-7241

VALVES WITH FLEXIBLE RISER • (SPECIAL FINISH)

67761A	C	AB	1/2" IPS x 15"	6
67761P	C	PB	1/2" IPS x 15"	6
67761W	C	WH	1/2" IPS x 15"	6
67771A	C	AB	5/8 Comp x 15"	6
67771P	C	PB	5/8 Comp x 15"	6
67771W	C	WH	5/8 Comp x 15"	6



67761A
thru
67771W

CP = CHROME PLATED AB = ANTIQUE BRONZE PB = POLISH BRASS WH = WHITE RB = ROUGH BRASS



B = BULK
C = CARDED

PARTS AND ACCESSORIES

ITEM NO.	PACK	DESCRIPTION	CTN. QTY.
----------	------	-------------	-----------

TEE HANDLES



01-5092
thru
01-5097

01-5098
01-5099



01-5096	B	12 Point Round broach	100
01-5097	C	Same as above carded	6
01-5094	B	16 Point Round broach	100
01-5095	C	Same as above carded	6
01-5092	B	18 Point Round broach	100
01-5093	C	Same as above carded	6
01-5098	B	5/16" Square hole	100
01-5099	C	Same as above carded	6



01-5104
01-5105
01-5108
01-5109

01-5110
01-5111
01-5130
01-5131



01-5150
01-5151



01-5134
01-5135

01-5126
01-5127



01-5122
01-5123
01-5124
01-5125

WHEEL HANDLES

01-5108	B	12 Point Round broach	2" O.D.	100
01-5109	C	Same as above carded		6
01-5104	B	16 Point Round broach	1-7/8" O.D.	100
01-5105	C	Same as above carded		6
01-5130	B	1/4" Square hole	1-7/8" O.D.	100
01-5131	C	Same as above carded		6
01-5110	B	5/16" Square hole	2" O.D.	100
01-5111	C	Same as above carded		6
01-5134	B	OBlong broach	2-5/16" O.D.	100
01-5135	C	Same as above carded		6
01-5150	B	Green oval 12 point Arrowhead		12
01-5151	C	Same as above carded		6
01-5126	B	1-1/4" 11/32" Square hole	3" O.D.	100
01-5127	C	Same as above carded		6
01-5124	B	1-1/2" 13/32" Square hole	3-1/4" O.D.	100
01-5125	C	Same as above carded		6
01-5122	B	2" 15/32" Square hole	3-3/4" O.D.	100
01-5123	C	Same as above carded		6

NIBCO VALVE • HANDLES

01-5140
thru
01-5148



01-5140	B	1/2" Small 16 point spline	1-7/8" O.D.	12
01-5142	B	3/4" Round broach	2-3/8" O.D.	12
01-5144	B	1" & 1-1/4" Round broach	2-5/8" O.D.	12
01-5146	B	1-1/2" Round broach	3" O.D.	12
01-5148	B	2" Round broach	3-3/4" O.D.	12

IMPORT VALVE HANDLES

01-5170



01-5172
thru
01-5180



01-5170	B	1/4" - 3/4" 1/4" Square hole	2" O.D.	12
01-5172	B	1" 1/4" Square hole	2-1/2" O.D.	12
01-5174	B	1-1/4" - 1-1/2" 9/32" Square hole	2-3/4" O.D.	12
01-5176	B	2" 9/32" Square hole	3-1/4" O.D.	12
01-5178	B	3" 13/32" Square hole	4-1/4" O.D.	12
01-5180	B	4" 7/16" Square hole	5" O.D.	12



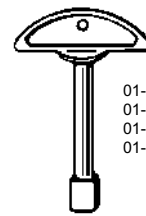
PARTS AND ACCESSORIES

B = BULK
C = CARDED

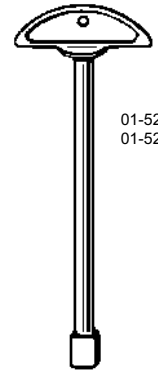
ITEM NO.	PACK	DESCRIPTION	CTN. QTY.
----------	------	-------------	-----------

HEATER KEYS

01-5200	B	#1 Short 1/4" Square broach 2" long	10
01-5201	C	Same as above carded	6
01-5202	B	#2 Long 1/4" Square broach 3" long	10
01-5203	C	Same as above carded	6
01-5212	B	Combo 1/4" - 5/16" Square broach 9" long	10
01-5213	C	Same as above carded	6



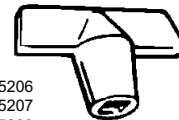
01-5200
01-5201
01-5202
01-5203



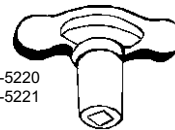
01-5212
01-5213

SILLCOCK KEYS

01-5206	B	#4 Short 5/16" Square broach 2" long	10
01-5207	C	Same as above carded	6
01-5208	B	#5 Long 5/16" Square broach 3" long	10
01-5209	C	Same as above carded	6
01-5220	B	Cast sillcock key	10
01-5221	C	Same as above carded	6



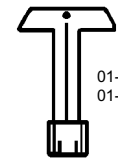
01-5206
01-5207
01-5208
01-5209



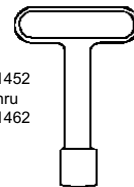
01-5220
01-5221

LOG LIGHTER KEYS

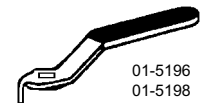
01-5216	B	#7 Standard 5/16" Square broach	10
01-5217	C	Same as above carded	6
10-1452	C	Combo 1/4" - 5/16" x 3" Blue Flame	6
10-1454	C	Same as above (Polished Brass)	6
10-1460	C	Combo 1/4" - 5/16" x 8" Blue Flame	6
10-1462	C	Same as above (Polished Brass)	6



01-5216
01-5217



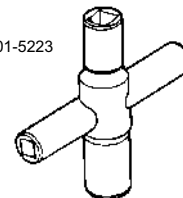
10-1452
thru
10-1462



01-5196
01-5198

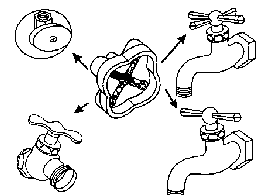
FOUR WAY KEYS

01-5223	C	All Square broaches 1/4", 9/32", 5/16", 11/32"	6
01-5227	C	Combo Broach Tool 3 Round Broaches • 1 Square • Hand or Socket Drive	6



01-5223

Fits These
Common Handles



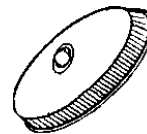
01-5227

LEVER HANDLE ONLY • (FOR BALL VALVES)

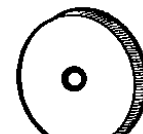
01-5196	B	1/4" thru 1/2" Hammond	6
01-5198	B	3/4" and 1" Hammond	6

MISCELLANEOUS VALVE HANDLES

01-5112	B	16 Point oval angle stop handle	12
01-5113	C	Same as above carded	6
67100C	B	12 Point round C.P. Brass angle stop handle	12
01-5118	B	1/4 Turn valve handle	1
01-5119	C	Same as above carded	6
01-5160	B	Radiator valve handle	12
01-5152	B	Woodford plastic wheel handle	1
01-5154	B	Mansfield plastic wheel handle	1



01-5112
01-5113



67100C



01-5160



01-5118
01-5119



01-5152



01-5154



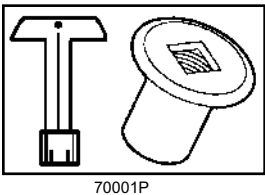
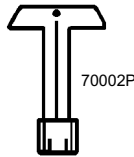
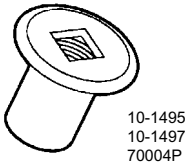
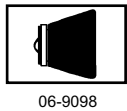
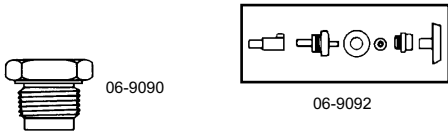

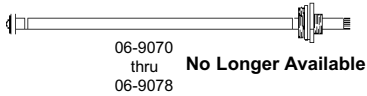
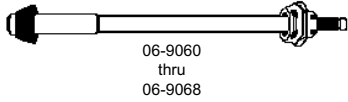
B = BULK
C = CARDED

FROST - PROOF
PARTS AND ACCESSORIES

ITEM NO.	PACK	DESCRIPTION	CTN. QTY.
----------	------	-------------	-----------

FROST - PROOF STEMS

06-9060	B	4" New style (Arrowhead)	1
06-9062	B	6" New style (Arrowhead)	1
06-9064	B	8" New style (Arrowhead)	1
06-9066	B	10" New style (Arrowhead)	1
06-9068	B	12" New style (Arrowhead)	1
06-9070	B	4" Old style (Arrowhead) (N/L/A)	0
06-9072	B	6" Old style (Arrowhead) (N/L/A)	0
06-9074	B	8" Old style (Arrowhead) (N/L/A)	0
06-9076	B	10" Old style (Arrowhead) (N/L/A)	0
06-9078	B	12" Old style (Arrowhead) (N/L/A)	0
06-9080	B	4" Regular (Mansfield)	1
06-9082	B	6" Regular (Mansfield)	1
06-9084	B	8" Regular (Mansfield)	1
06-9086	B	10" Regular (Mansfield)	1
06-9088	B	12" Regular (Mansfield)	1
06-9082V	B	6" Anti Syphon (Mansfield)	1
06-9084V	B	8" Anti Syphon (Mansfield)	1
06-9086V	B	10" Anti Syphon (Mansfield)	1
06-9088V	B	12" Anti Syphon (Mansfield)	1



FROST - PROOF REPAIR KITS

06-9090	B	Anti-Syphon repair kit (Arrowhead)	1
06-9098	B	New A/S repair kit (Arrowhead)	1
06-9092	B	Anti-Syphon repair kit (Woodford)	1
06-9096	B	Anti-Syphon repair kit (Mansfield)	1

LOG LIGHTER PARTS

10-1495	C	1/2 FIP log lighter flange	6
10-1497	C	3/4 FIP log lighter flange	6
70004P	B	Log lighter flange Polished Brass	1
70002P	B	Log lighter key only Polished Brass	1
70001P	C	Log lighter flange and key Polished Brass	1

MISCELLANEOUS VALVE PARTS

06-9980	B	Hose bibb packing	10
06-9982	B	Hose bibb bonnet	10
06-9984	B	Hose bibb nut	10
06-9986	B	Loose key shield	10
06-5403	C	Bypass valve hose thread adapter	6
06-5405	C	Bypass valve plug	6
06-9053	C	Angle stop repair kit	6
06-9054	B	Angle stop push on bibb washer	12
06-9056	B	Bleeder cap 5/16-24 thread	12
06-9058	B	Bleeder cap 3/8-24 thread	12
06-9057	C	Same as above carded (1 of each 2 pcs per card)	6

