

### Features


- Advanced spray engine provides five alternate experiences: wide coverage, intense drenching, targeted spray and two combination sprays.
- Simple thumb tab allows for a smooth transition between sprays.
- MasterClean™ sprayface is easy to clean.
- 1.75 gpm (gallons per minute) handshower flow rate.

### Material

- KOHLER finishes resist corrosion and tarnishing.

### Water Conservation & Rebates

- WaterSense®-labeled 1.75-gpm handshowers use up to 30 percent less water than standard 2.5-gpm handshowers, while still meeting strict performance guidelines.
- This product can help a building earn Water Efficiency points in the LEED® Green Building Rating System.



OBC

### Codes/Standards

ASME A112.18.1/CSA B125.1  
DOE - Energy Policy Act 1992  
EPA WaterSense®  
California Energy Commission (CEC)  
OBC



### KOHLER® Faucet Lifetime Limited Warranty

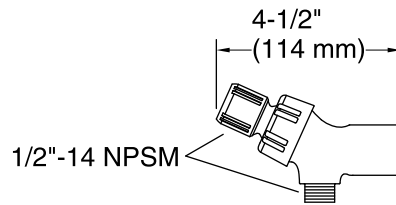
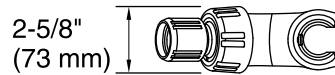
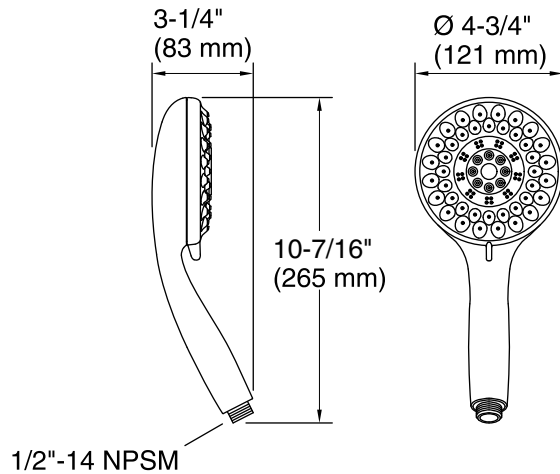
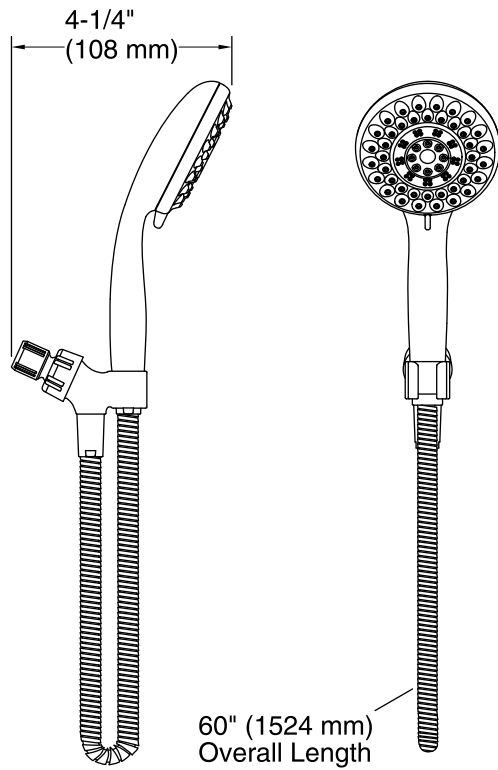
See website for detailed warranty information.

### Available Colors/Finishes

*Color tiles intended for reference only.*

#### Color Code Description

	CP	Polished Chrome
	BN	Vibrant® Brushed Nickel



**Technical Information**

All product dimensions are nominal.

**Handshower:**

Rated maximum flow: 2 gal/min (7.6 l/min)

Pressure: 45 psi (3.1 bar)

**Notes**

For use with automatic compensating valves rated at 1.5 gal/min (5.7 l/min) or less.

Install this product according to the installation instructions.

Plumbing codes require approved backflow prevention devices to be installed in-line to handshowers. Please consult with local plumbing officials.

OBC compliant when installed to the specific requirements of these regulations.