



"YOUR ONE SOURCE FOR
EXCEPTIONAL QUALITY AND SERVICE"



The K-T Team would like to thank you *for choosing our company. Every employee at K-T has worked diligently to bring you, our customer, the best programs available. We know that you, as a prudent buyer, are looking for quality products at affordable prices!*

OUR SERVICE

We are devoted to making lasting business relationships. We strive for mutual sales growth and two-way communication with our customers. Service always comes first. In-store ordering and training are not value-adds, they are the most valuable part of our business relationships. Let us work with you and we will show you what service looks like.



OUR QUALITY

We are dedicated to delivering high quality products at competitive costs. We partner with authorized dealers to sell high quality products that will keep your end users coming back for more. We try to promote a long lasting and healthy relationship to deliver whatever product the end user needs.



OUR PROGRAMS

We offer more than products that just sit on your shelves. We create custom programs for every customer to meet your specific needs and we stand behind our products. Programs include high-quality products at a reasonable cost to maintain higher margins, merchandising, and unmatched in-store support. Let one of our salesmen design a program that works for you.



CUSTOMER SUPPORT

At K-T Industries we strive to make things simple and easy for our customers.

All products are packaged with informative, eye appealing packaging and UPC barcoding. We can design a program to easily fit your needs with low minimums and prepaids.

Our customer service personnel are dedicated to serving you with regular in-store service visits, participation in grand openings, and providing in-store training.

We also provide our customers with detailed plan-o-grams to fit your specific store needs which increases your sales per square foot. Your program will include easy-to-read POG's, POP support materials, and color-coded packaging making it easy to identify our products.



**Compare for yourself.
For quality, service and price, K-T Delivers!**



TABLE OF CONTENTS

Table of Contents.....	3-5
Warranty.....	6
1/4" Drive Sockets, Accessories, and Sets.....	7-9
3/8" Drive Sockets, Accessories, and Sets.....	10-15
1/2" Drive Sockets, Accessories, and Sets.....	16-20
3/4" Drive Sockets, Accessories, and Sets.....	20-21
1" Drive Sockets, Accessories, and Sets.....	22
3/8" Drive Impact Sockets, Accessories, and Sets.....	24-25
1/2" Drive Impact Sockets, Accessories, and Sets.....	25-27
3/4" Drive Impact Sockets, Accessories, and Sets.....	27-28
1" Drive Impact Socket Sets.....	28
Wrenches (Flex Socket, Ratcheting Offset, and Flare Nut).....	29
Adjustable Wrenches, Pipe Wrenches.....	30
Combination Wrenches.....	31-32
Ratcheting Wrenches.....	33
Hammers.....	34
Locking Clamps.....	35
Pliers, Fencing Tool, Snap Wring Pliers.....	36-37
Screwdrivers.....	38
Nutdrivers, Tap and Die Set.....	39
Gear Pullers, Porta Pullers, Bolt Cutters.....	40
Files.....	41
Mild Steel Electrodes, Rod Holder.....	42-44
Specialty Electrodes.....	44-46
Mig Wire, Anti-Spatter Spray, Nozzle Gel.....	46-47
Cold Galvanizing Spray, Drilling and Tapping fluid, Mig Consumables.....	48
Mig Consumables, Mig Tools, Electrode Holders, Ground Clamps.....	49
Ground Clamps, Lug Crimping Tool, Cable Lugs, Butt Connectors, Cable Splicers.....	50
Cable Connectors, Machine Plugs, Welding Cable.....	51
Receptacles, Plugs, Extension Cords, Booster Handles.....	52
Premium Booster Cable Sets.....	53
Test Clips and Paint Markers.....	54
Paint Markers and Marking Tools.....	55
Marking Tools, Pick Sets, Pipe Layout Templates, Pipe Guide, Magnetic Holders.....	56
"C" Clamps, Chipping Hammers.....	57
Brushes.....	70
Oxy-Acetylene, TIG Rod, Brazing Alloy Rod.....	60
Oxy-Acetylene, Flux, Solder Brushes.....	61
Flux, Solder.....	62
Solder, Butane Torches, Butane Fuel.....	63
Tube and Chip Brushes.....	64
Oxy-Acetylene Torch Kits, Air Propane Torches.....	65-66
Regulators, Pressure Gauges.....	67
Torch Handles, Cutting Attachments, O-Rings, Mixers.....	68
K-T Victor® Style Tips.....	69
Harris® Style Tips.....	70
Smith® Style Tips.....	71
Regulator Parts, Hoses.....	72
Brass Fittings.....	73
Oxy-Acetylene Tools.....	74-75
Welding Helmets, Auto Darkening Helmets.....	76
Auto Darkening Helmets.....	77
Helmet Headgear, Complete Face Shields.....	78



TABLE OF CONTENTS



Replacement Face Shield Windows, Cover Lens	79
Magnifier Lens, Filter Plates	80
Goggles	81
Goggles, Hard Hats, Breathing Protection	82
Safety Glasses, Safety Glasses Display	83
Safety Glasses	84
Hearing Protection	85
Head Protection	86
Gloves	87-88
Leathers, Flame Retardant Clothing	88
Wire Brush Safety Information	89-90
Power Brushes	91-93
Grinding Wheels	94-95
Cut Off Wheels, Mandrels, and Kits	95-98
Backing Pads, Resin Fibre Sanding Discs	98
Adjustable Spanner Wrench, Type 27 Flap Discs, Type 29 Blue Zirconia Flap Discs	99
Mini Abrasives	100-101
Diamond Cutting Wheels	102
Bench Grinder Wheels	103
Flap Wheels, Sand Screens	104
Precision Drill Accessories	105-108
Carbide Burs	108
Mounted Wheels, Mounted Points, Mounted Rotary Rasps & Files	109
Tru-Flate® Style Accessories, Kits, Couplers, and Nipples	110-112
ARO® Style, Universal Couplers and Nipples	112
ARO® Style, Lincoln® Style Couplers and Nipples	113
I/M Style Accessories, Kits, Couplers, and Nipples	114-116
Hose Ends, Adaptors	117
Couplers, Reducers, Swivels	118
Crosses, Manifolds	119
Air Hoses	120
Air Hoses, Air Hose Reels	121
Blow Guns and Accessories	122-123
Tire Gauges, Air Chucks	124
Pressure Gauges, Tank Valves, Drain Cocks	125
Manifold, Tank & Check Valves	126
4 Port Air Compressor Switches	127
Filters, Regulators, Lubricators	127-128
Tire Accessories	129-131
Screw Couplings and Nipples	133
Quick Connect Spray Nozzles	134-135
Nozzles and Filters	136
Brass Nipples	137
Quick Connect Couplers and Plugs	138-139
Spray Guns, Spray Lances, High Pressure Hoses	140
O-Ring Kits, Teflon Tape	141
Cable Ties	142-150
Hose Clamps	150-153
Extension Springs	154
Compression Springs	155



K-T TOOLS 24' TOOL SET





Warranty



Each K-T tool is covered by a limited warranty against material or workmanship defect for the specified warranty period from the date purchased by the original consumer purchaser.

The Warranty Periods are as follows:

- Lifetime Warranty - Tools: Socket sets, sockets and accessories, adjustable wrenches and combination wrenches.
- 90 Day Warranty - Tools: Hex bit sockets, screwdrivers and screwdriver tips, impact drivers, pliers, torque wrenches, hammers, threading and cutting tools, crimping tools, pipe wrenches, gear pullers, porta pullers and clip holders.
- 1 Year Warranty - Torch Kits
- 90 Day Warranty - Auto Darkening Helmets

K-T Industries will repair or replace, without charge, any K-T tool which may fail to function properly within the warranty period by reason of defective workmanship or material.

This warranty does not apply to defects due, directly or indirectly, to misuse, abuse, negligence or accidents, repairs or alterations outside our facilities or a lack of maintenance. Nor do we assume any responsibility for normal wear. We shall in no event be liable for death, injuries to persons or property or for incidental, contingent, special or consequential damages arising from the use of our products. (Some states do not allow the exclusion or limitation of incidental or consequential damages, so the above limitation or exclusion may not apply to you.)

All implied warranties of merchantability and fitness for a particular purpose with respect to K-T tools are strictly limited in duration to the warranty period. (Some states do not allow limitations on how long an implied warranty lasts, so the above limitation may not apply to you.)

To obtain repair or replacement of a K-T tool under this Limited Warranty, purchaser should:

1. Call or write for a return authorization number.
2. Ship the tool (or defective component part(s), postage or freight prepaid to:

K-T INDUSTRIES
3112 Northwest Boulevard
Sheldon, Iowa 51201

3. Enclose with the returned tool A.) A copy of the sales slip or other documentary evidence of the date and place of purchase of the tool by the purchaser; B.) A brief description of the defect or malfunction; and C.) Purchaser's return address.

Upon completion of servicing, K-T Industries will return the tool or parts or their replacement, postage or freight prepaid.

K-T Industries reserves the right to repair, replace or credit accounts for defective tools.

..... This warranty gives you specific legal rights, and you may also have other rights which vary from state to state.



1/4" Drive Sockets and Accessories

1/4" DR RATCHET

Model No. 0-2101

Ratchet is fully polished and nickel chrome plated. Ratchet mechanism has 43 teeth. Overall length is 5-1/4".

1/4" DR HINGED HANDLE

Model No. 0-2106

For operation in hard to reach areas. Knurled grip. Overall length is 5-3/4".

1/4" DR EXTENSIONS

Model No.	Length	Model No.	Length
0-2108	2"	0-2111	6"
0-2110	4"	0-2112	10"

1/4" DR SLIDING "T" HANDLE

Model No. 0-2115

1/4" DR UNIVERSAL JOINT

Model No. 0-2116

Turn nuts and bolts in hard to reach areas. Allows sockets and handles to be operated at various angles from the ratchet.

1/4" DR ADAPTOR

Model No. 0-2119

1/4" F x 3/8" M.

1/4" DR SPINNER HANDLE

Model No. 0-2121

Large comfortable handle. Ideal for appliance and dashboard jobs. 6" length.

1/4" DR. SPEEDER HANDLE

Model No. 0-2117

Used for fast turning of nuts and bolts. Overall length is 14-3/4".

1/4" DR. 6 PT. S.A.E. REGULAR SOCKETS

Model No.	Size	Model No.	Size
0-2004	1/8"	0-2010	5/16"
0-2005	3/32"	0-2011	11/32"
0-2006	3/16"	0-2012	3/8"
0-2007	7/32"	0-2014	7/16"
0-2008	1/4"	0-2016	1/2"
0-2009	9/32"	0-2018	9/16"





1/4" Drive Sockets and Accessories



1/4" DR 6 PT REGULAR METRIC SOCKETS

Model No.	Size	Model No.	Size
0-2208	4 mm	0-2213	9 mm
0-2209	5 mm	0-2214	10 mm
0-2210	6 mm	0-2215	11 mm
0-2211	7 mm	0-2216	12 mm
0-2212	8 mm		

1/4" DR 6 PT SAE DEEP WALL SOCKETS

Model No.	Size	Model No.	Size
0-2306	3/16"	0-2311	11/32"
0-2307	7/32"	0-2312	3/8"
0-2308	1/4"	0-2314	7/16"
0-2309	9/32"	0-2316	1/2"
0-2310	5/16"		

1/4" DR 6 PT METRIC DEEP WALL SOCKETS

Model No.	Size	Model No.	Size
0-2410	6 mm	0-2414	10 mm
0-2411	7 mm	0-2415	11 mm
0-2412	8 mm	0-2416	12 mm
0-2413	9 mm		

1/4" DR 8 PT SHALLOW WALL SOCKETS

Model No.	Size	Model No.	Size
0-2808	1/4"	0-2812	3/8"
0-2810	5/16"		

1/4" DR SCREWDRIVER BITS

Model No.	Size	Model No.	Size
0-2855	3/16" Flat	0-2851	NO. 1
0-2856	7/32" Flat	0-2852	NO. 2
0-2857	1/4" Flat	0-2853	NO. 3

1/4" DR SOCKET CLIP HOLDER

Model No. 31-2213

Handy for organizing sockets in tool drawers.





1/4" Drive Socket Sets

1/4" DR x 21 PC SAE AND METRIC SOCKET SET

Model No. 1-5221

The perfect socket set for any household drawer.

- (1) 5-1/2" Reversible Ratchet Handle
- (20) 6 Pt. Sockets

S.A.E. Size	S.A.E. Size	Metric Size	Metric Size
3/16"	11/32"	5 mm	10 mm
7/32"	3/8"	6 mm	11 mm
1/4"	7/16"	7 mm	12 mm
9/32"	1/2"	8 mm	13 mm
5/16"	9/16"	9 mm	14 mm



1/4" DR x 16 PC SAE SOCKET SET

Model No. 1-5215

Set includes:

- (9) Nine 6 pt. sockets: 3/16, 7/32, 1/4, 9/32, 5/16, 11/32, 3/8, 7/16, and 1/2".
- (2) Two 8 pt. sockets: 1/4 and 5/16".
- (1) One 5-1/2" reversible ratchet.
- (2) Two extensions: 2" and 6"
- (1) 6" spinner handle.
- (1) Metal case.



1/4" DR x 22 PC SAE DEEP SOCKET SET

Model No. 1-5222

Set includes:

- (9) Nine, 6 pt. shallow sockets: 3/16, 7/32, 1/4, 9/32, 5/16, 11/32, 3/8, 7/16, and 1/2".
- (7) Seven, 6 pt. deep sockets: 1/4, 9/32, 5/16, 11/32, 3/8, 7/16, and 1/2".
- (1) One, 5-1/2" reversible ratchet.
- (1) One, 6" spinner handle.
- (1) One universal joint.
- (2) Two, extensions: 2" and 6".
- (1) Metal case.



1/4" DR x 22 PC METRIC SOCKET SET

Model No. 1-5223

Set includes:

- (9) Nine 6 pt. shallow sockets 4, 5, 6, 7, 8, 9, 10, 11, and 12 mm.
- (7) Seven 6 pt. deep sockets 6, 7, 8, 9, 10, 11, and 12 mm.
- (1) One reversible ratchet
- (2) Extensions: 3" and 6"
- (1) Universal Joint
- (1) Spinner Handle
- (1) Metal Case



1/4" DR x 10 PC SAE DEEP SOCKET SET

Model No. 1-7209

Set includes:

- (9) Nine 1/4" Dr, 6 pt sockets: 3/16, 7/32, 1/4, 9/32, 5/16, 11/32, 3/8, 7/16, 1/2"
- (1) Metal clip organizer.





3/8" Drive Socket Accessories



3/8" DR RATCHET

Model No. 0-3100

Forty-three teeth, fully polished, chrome vanadium steel ratchet. Overall length is 8".

3/8" DR HEAVY DUTY RATCHET

Model No. 0-3101

Forty-three teeth, Chrome vanadium steel ratchet with professional smooth handle. Overall length is 8". On/off switch and quick release.

3/8" DR STUBBY RATCHET

Model No. 0-3103

Forty-three teeth, For easy operation in limited access areas. Chrome Vanadium steel. Overall length is 4".

3/8" DR FLEX HEAD RATCHET

Model No. 0-3104

Head pivots up to 90 degrees in either direction for work in tight areas around engine parts. Knurled handle for better grip. Overall length is 10-1/2".



3/8" DR HINGED HANDLE

Model No. 0-3106

For operation in hard-to-reach areas. Knurled grip. Overall length is 8-1/2".

3/8" DR EXTENSION BARS

Model No.	Length	Model No.	Length
0-3109	3"	0-3114	12"
0-3112	6"	0-3118	18"

3/8" DR WOBBLE EXTENSION

Knurled ring for easy operation. Allows 15° angle without the need of a universal joint.

Model No.	Length	Model No.	Length
0-3183	3"	0-3181	10"
0-3186	6"		



3/8" DR UNIVERSAL JOINT

Model No. 0-3116

Turn nuts and bolts in hard to reach areas. Allows sockets and handles to be operated at various angles from the ratchet.



3/8" DR ADAPTORS

Model No.	Size
0-3119	3/8" F x 1/4" M Reducing
0-3120	3/8" F x 1/2" M Increasing



3/8" Drive Sockets

3/8" DR 6 PT STANDARD SAE SOCKETS

Model No.	Size	Model No.	Size
0-3910	5/16"	0-3922	11/16"
0-3912	3/8"	0-3924	3/4"
0-3914	7/16"	0-3926	13/16"
0-3916	1/2"	0-3928	7/8"
0-3918	9/16"	0-3930	15/16"
0-3920	5/8"	0-3932	1"



3/8" DR 12 PT STANDARD SAE SOCKETS

Model No.	Size	Model No.	Size
0-3012	3/8"	0-3022	11/16"
0-3014	7/16"	0-3024	3/4"
0-3016	1/2"	0-3026	13/16"
0-3018	9/16"	0-3028	7/8"
0-3020	5/8"		



3/8" DR 6 PT DEEP WALL SAE SOCKETS

Model No.	Size	Model No.	Size
0-3812	3/8"	0-3822	11/16"
0-3814	7/16"	0-3824	3/4"
0-3816	1/2"	0-3826	13/16"
0-3818	9/16"	0-3828	7/8"
0-3820	5/8"		



3/8" DR 12 PT DEEP WALL SAE SOCKETS

Model No.	Size	Model No.	Size
0-3312	3/8"	0-3322	11/16"
0-3314	7/16"	0-3324	3/4"
0-3316	1/2"	0-3326	13/16"
0-3318	9/16"	0-3328	7/8"
0-3320	5/8"		



3/8" DR 12 PT STANDARD METRIC SOCKETS

Model No.	Size	Model No.	Size
0-3211	7 mm	0-3219	15 mm
0-3212	8 mm	0-3220	16 mm
0-3213	9 mm	0-3221	17 mm
0-3214	10 mm	0-3222	18 mm
0-3215	11 mm	0-3223	19 mm
0-3216	12 mm	0-3225	21 mm
0-3217	13 mm	0-3226	22 mm
0-3218	14 mm		





3/8" Drive Sockets and Bits



3/8" DR 12 PT DEEP WALL METRIC SOCKETS

Model No.	Size	Model No.	Size
0-3414	10 mm	0-3420	16 mm
0-3415	11 mm	0-3421	17 mm
0-3416	12 mm	0-3422	18 mm
0-3417	13 mm	0-3423	19 mm
0-3418	14 mm	0-3425	21 mm
0-3419	15 mm	0-3426	22 mm



3/8" DR OIL SENDING UNIT SOCKET

Model No. 0-3755

Size 1 x 1-1/16".



1/4" DR & 3/8" DR TORX BIT SOCKETS

Made of drop forge chrome vanadium steel.

Model No.	Drive	Size	Model No.	Drive	Size
0-3778	1/4"	10	0-3784	3/8"	40
0-3779	1/4"	15	0-3785	3/8"	45
0-3780	1/4"	20	0-3788	3/8"	47
0-3781	1/4"	25	0-3786	3/8"	50
0-3782	1/4"	27	0-3787	3/8"	55
0-3783	1/4"	30	0-3789	1/2"	60

3/8" DR SPARK PLUG SOCKETS

For installing and removing spark plugs. Oil resistant rubber insert protects porcelain and grips plugs securely.

Model No.	Size	Model No.	Size
0-3720	5/8"	0-3726	13/16"
0-3722	18 mm	0-3740	5/8" UNV
0-3724	3/4"	0-3752	13/16" UNV



3/8" DR HEX BIT SOCKETS

Hardened bits for long life. Provides extra torque not offered by conventional hex keys.

Model No.	Size	Model No.	Size
0-3701	1/8"	0-3763	3 mm
0-3702	3/32"	0-3764	4 mm
0-3703	3/16"	0-3765	5 mm
0-3704	7/32"	0-3766	6 mm
0-3705	1/4"	0-3767	7 mm
0-3706	5/16"	0-3768	8 mm
0-3707	3/8"	0-3770	10 mm
		0-3771	12 mm





3/8" Drive Socket Sets

3/8" DR SOCKET CLIP HOLDER

Model No. 31-2313

Handy for organizing sockets in tool drawers.



1/4" DR & 3/8" DR x 21 PC SAE SOCKET SET

Model No. 1-5220

Starter set includes important range needed for 1/4" and 3/8" drive.

Set includes:

- (7) Seven 1/4" Dr. 6 pt sockets: 3/16, 7/32, 1/4, 9/32, 5/16, 11/32, and 3/8".
- (1) One 1/4" Dr. 6" spinner handle.
- (7) Seven 3/8" Dr., 12 pt. sockets: 3/8, 7/16, 1/2, 9/16, 5/8, 11/16, and 3/4".
- (1) 3/8" Dr x 8" reversible ratchet
- (2) 2/8" Dr Extensions: 3" & 6"
- (1) 13/16" spark plug socket
- (1) 1/4" M x 3/8" F reducing adapter
- (1) Sturdy metal case.



3/8" DR x 13 PC SAE SOCKET SET

Model No. 1-5313

A great general purpose 3/8" drive starter set.

Set includes:

- (9) Nine 12 pt sockets: 3/8, 7/16, 1/2, 9/16, 5/8, 11/16, 3/4, 13/16, and 7/8".
- (1) 8" reversible ratchet.
- (2) Extensions, 1-3/4" & 3".
- (1) Sturdy metal case.



3/8" DR x 13 PC METRIC SOCKET SET

Model No. 1-5314

A great general purpose 3/8" drive metric starter set.

Set includes:

- (9) Nine, 12 point sockets: 10, 11, 12, 13, 14, 15, 16, 17, and 18 mm.
- (1) 8" reversible ratchet
- (2) Extensions, 1-3/4" & 3".
- (1) Sturdy metal case.



3/8" DR x 15 PC SAE SOCKET SET

Model No. 1-5315

An ideal handyman set including all popular 3/8" DR. sizes.

Set includes:

- (9) Nine, 12 pt sockets: 3/8, 7/16, 1/2, 9/16, 5/8, 11/16, 3/4, 13/16, and 7/8".
- (1) 8" reversible ratchet
- (1) 9" flex handle
- (1) 13/16" spark plug
- (2) Extensions, 3" & 6".
- (1) Sturdy metal case.





3/8" Drive Socket Sets



3/8" DR x 21 PC SAE SOCKET SET

Model No. 1-5322

Set includes 21 sockets. All pieces fit 3/8" drive ratchet.

Set includes:

- (9) Nine, 12 pt. shallow sockets:
3/8, 7/16, 1/2, 9/16, 5/8, 11/16, 3/4, 13/16, and 7/8".
- (8) Eight, 6 pt. deep sockets:
3/8, 7/16, 1/2, 9/16, 5/8, 11/16, 3/4, and 13/16".
- (1) One, 8" reversible ratchet.
- (2) Two extensions: 1-3/4" & 3".
- (1) Sturdy metal case.



3/8" DR x 21 PC METRIC SOCKET SET

Model No. 1-5323

Set includes 21 sockets. All pieces fit 3/8" drive ratchet.

Set includes:

- (9) Nine, 6 pt. shallow sockets: 10, 11, 12, 13, 14, 15, 17, 18 and 19 mm.
- (8) Eight, 6 pt. deep sockets: 10, 12, 13, 14, 15, 17, 18, and 19 mm.
- (1) One, 8" reversible ratchet. (2) Two extensions: 3" & 6".
- (1) Sturdy metal case.



3/8" DR x 11 PC SOCKET SETS

Cr-V steel. Hang on Peg Board or lay flat in any 2" deep drawer.

Model No.	Description	Includes
1-5311	11 Pc SAE	(1) 8" Reversible Ratchet Handle (10) Ten, 12 pt. shallow sockets: 5/16, 3/8, 7/16, 1/2, 9/16, 5/8, 11/16, 3/4, 13/16 and 7/8"
1-5312	11 Pc Metric	(1) 8" Reversible Ratchet Handle (10) Ten, 12 pt. shallow sockets: 10, 11, 12, 13, 14, 15, 16, 17, 18, 19 mm.
1-5320	21 Pc SAE and Metric	(1) 8" Reversible Ratchet Handle (10) Ten, 12 pt SAE shallow sockets: 5/16", 3/8, 7/16, 1/2, 9/16, 5/8, 11/16, 3/4, 13/16 and 7/8" (10) Ten, 12 pt mm shallow sockets: 10, 11, 12, 13, 14, 15, 16, 17, 18, 19 mm.



3/8" DR x 3 PC WOBBLE EXTENSION SET

Model No. 1-7303

Ideal for getting into tight areas. Knurled for easy use.

Set includes: (3) Three Wobble extensions, 3", 6" and 10".



3/8" Drive Socket Sets

3/8" DR x 12 PC SAE SOCKET SET

Model No. 1-7312

Chrome vanadium steel. Come on a handy metal clip holder.

Set includes:

- (4) Four 6 pt. sockets: 1/4, 5/16, 3/8, and 7/16"
- (7) Seven 12 pt. sockets: 1/2, 9/16, 5/8, 11/16, 3/4, 13/16, and 7/8"
- (1) Metal clip holder



3/8" DR x 14 PC METRIC SOCKET SET

Model No. 1-7313

Chrome vanadium steel. Come on a handy metal clip holder.

Set includes:

- (8) Eight 6 pt. sockets: 7, 8, 9, 10, 11, 12, 13, and 14mm.
- (5) Five 12 pt. sockets: 15, 16, 17, 18, and 19mm.
- (1) Metal clip holder



3/8" DR x 9 PC SAE DEEP SOCKET SET

Model No. 1-7308

Most popular deep well sockets packed on a handy metal clip holder.

Set includes:

- (4) Four 6 pt. deep sockets 1-3/4" length: 3/8, 7/16, 1/2 and 9/16".
- (4) Four 12 pt. deep sockets 2-1/2" length: 5/8, 11/16, 3/4 and 13/16".
- (1) Metal clip holder



3/8" DR x 9 PC METRIC DEEP SOCKET SETS

Model No. 1-7358

Most popular metric deep well sockets packed on a handy metal clip holder.

Set includes:

- (8) Eight 12 pt. sockets: 10, 11, 12, 13, 14, 15, 18, and 19 mm
- (1) Metal clip holder



3/8" DR x 11 PC HEX BIT SOCKET SETS

Made of drop forged chrome vanadium steel.

Model No.	Description	Size
31-5111	11 Pc. SAE	Sockets: 1/8, 3/32, 3/16, 7/32, 1/4, 3/8" Hex Keys: 3/32, 5/64, and 1/16
31-5211	11 Pc. Metric	Sockets: 3, 4, 5, 6, 7, 8, 10 mm Hex Keys: 1.5, 2 and 2.5mm



TORX BIT SOCKET SET

Made of drop forged chrome vanadium steel. Includes a handy metal clip holder.

Model No.	Description	Size
31-5116	13 Pc. Internal	1/4" Dr. Sizes: 10, 15, 20, 25, 27, 30 3/8" Dr. Sizes: 40, 45, 47, 50, 55 1/2" Dr. Sizes: 60
31-5119	8 PC. External	1/4" Dr. Sizes: 6 and 7 3/8" Dr. Sizes: 8, 10, 12, 14, 16





1/2" Drive Accessories



1/2" DR RATCHET

Model No. 0-4100

Professional smooth grip reversible ratchet made of high quality chrome vanadium steel. 45 tooth operation. Overall length is 9-3/4".

1/2" DR HEAVY DUTY RATCHET

Model No. 0-4101

Chrome vanadium steel ratchet with professional smooth handle. Overall length is 10". On/off switch and quick release. 45 tooth operation.

1/2" DR FLEXIBLE HANDLE RATCHET

Model No. 0-4104

Head pivots 90 degrees either direction. For work in tight areas around engine parts. Knurled handle for better grip. Overall length is 13".

1/2" DR HINGED HANDLE

Model No. 0-4106

For operation in hard to reach areas. The 15" handle makes loosening bolts easy. Knurled handle for better grip.



1/2" DR TORQUE WRENCHES

Click type micrometer torque wrench. Knurled handle for better grip.

Model No.	Torque	Model No.	Torque
31-4415	10-150 ft. lbs.	31-4425	10-250 ft. lbs.



1/2" DR EXTENSION BARS

Model No.	Length	Model No.	Length
0-4108	2"	0-4114	10"
0-4111	5"		

1/2" DR SLIDING "T" HANDLE

Model No. 0-4115

Overall length is 9-3/4".

1/2" DR SPEEDER HANDLE

Model No. 0-4117

Single turning handle for turning nuts or bolts quickly. Overall length is 16-1/2". Knurled handle for better grip.

1/2" DR UNIVERSAL JOINT

Model No. 0-4116

Turn nuts and bolts in hard to reach areas. Allows sockets and handles to be operated at various angles from the ratchet.



1/2" Drive Sockets and Accessories

1/2" DR ADAPTORS

Model No.	Description
0-4119	1/2" F x 3/8" M (reducing)
0-4120	1/2" F x 3/4" M (increasing)



1/2" DR SAE 6 PT REGULAR SOCKETS

Model No.	Size	Model No.	Size
0-4912	3/8"	0-4926	13/16"
0-4914	7/16"	0-4928	7/8"
0-4916	1/2"	0-4930	15/16"
0-4918	9/16"	0-4932	1"
0-4920	5/8"	0-4934	1-1/16"
0-4922	11/16"	0-4936	1-1/8"
0-4924	3/4"	0-4940	1-1/4"



1/2" DR SAE 12 PT REGULAR SOCKETS

Model No.	Size	Model No.	Size
0-4012	3/8"	0-4026	13/16"
0-4014	7/16"	0-4028	7/8"
0-4016	1/2"	0-4030	15/16"
0-4018	9/16"	0-4032	1"
0-4020	5/8"	0-4034	1-1/16"
0-4022	11/16"	0-4036	1-1/8"
0-4024	3/4"	0-4038	1-3/16"
		0-4040	1-1/4"



1/2" DR METRIC 12 PT STANDARD SOCKETS

Model No.	Size	Model No.	Size
0-4210	10 mm	0-4220	20 mm
0-4211	11 mm	0-4221	21 mm
0-4212	12 mm	0-4222	22 mm
0-4213	13 mm	0-4223	23 mm
0-4214	14 mm	0-4224	24 mm
0-4215	15 mm	0-4225	25 mm
0-4216	16 mm	0-4226	26 mm
0-4217	17 mm	0-4227	27 mm
0-4218	18 mm	0-4228	28 mm
0-4219	19 mm	0-4230	30 mm
		0-4232	32 mm





1/2" Drive Sockets and Accessories



1/2" DR SAE 6 PT DEEP WALL SOCKETS

Model No.	Size	Model No.	Size
0-4814	7/16"	0-4826	13/16"
0-4816	1/2"	0-4828	7/8"
0-4818	9/16"	0-4830	15/16"
0-4820	5/8"	0-4832	1"
0-4822	11/16"	0-4834	1-1/16"
0-4824	3/4"	0-4836	1-1/8"

1/2" DR SAE 12 PT DEEP WALL SOCKETS

Model No.	Size	Model No.	Size
0-4314	7/16"	0-4326	13/16"
0-4316	1/2"	0-4328	7/8"
0-4318	9/16"	0-4330	15/16"
0-4320	5/8"	0-4332	1"
0-4322	11/16"	0-4334	1-1/16"
0-4324	3/4"	0-4336	1-1/8"

1/2" DR SPARK PLUG SOCKETS

For installing and removing spark plugs. Oil resistant rubber insert protects porcelain and grips plugs securely.

Model No.	Size	Model No.	Size
0-4720	5/8"	0-4726	13/16"

1/2" DR METRIC 12 PT DEEP WALL SOCKETS

Model No.	Size	Model No.	Size
0-4410	10 mm	0-4421	21 mm
0-4411	11 mm	0-4422	22 mm
0-4412	12 mm	0-4423	23 mm
0-4413	13 mm	0-4424	24 mm
0-4414	14 mm	0-4425	25 mm
0-4415	15 mm	0-4426	26 mm
0-4416	16 mm	0-4427	27 mm
0-4417	17 mm	0-4428	28 mm
0-4418	18 mm	0-4430	30 mm
0-4419	19 mm	0-4432	32 mm
0-4420	20 mm		

1/2" DR SOCKET CLIP HOLDER

Model No. 31-2413

Handy for organizing sockets in tool drawers.



Professional HAND TOOLS



1/2" Drive Socket Sets

1/2" DR x 11 PC HANGING SOCKET SETS

Made of drop forged chrome vanadium steel.

Model No.	Description	Size
1-5411	11 Pc. S.A.E.	1-10" Reversible Ratchet Handle (10) Ten 12 pt. sockets: 3/8, 7/16, 1/2, 9/16, 5/8, 11/16, 3/4, 13/16, 7/8 and 15/16.
1-5412	11 Pc. METRIC	1-10" Reversible Ratchet Handle (10) Ten 12 pt. sockets: 10, 11, 12, 13, 14, 15, 16, 17, 18 and 20mm.



1/2" DR x 15 PC SAE SOCKET SET

Model No. 1-5414

Made of chrome vanadium steel, heat treated and chrome plated.

Set includes: (11) Eleven 12 pt. regular sockets:

7/16, 1/2, 9/16, 5/8, 11/16, 3/4, 13/16, 7/8, 15/16, 1, and 1-1/8".

- (1) 10" reversible ratchet
- (1) 5" extension bar
- (1) Spark Plug Socket
- (1) Metal case



1/2" DR x 17 PC SAE SOCKET SET

Model No. 1-5417

Master 1/2" drive socket set including a complete range of sockets.

Set includes: (13) Thirteen 12 pt. sockets:

7/16, 1/2, 9/16, 5/8, 11/16, 3/4, 13/16, 7/8, 15/16, 1, 1-1/16, 1-1/8, 1-1/4".

- (1) 10" reversible ratchet
- (1) 15" flex handle
- (1) 5" extension bar
- (1) Metal case



1/2" DR x 18 PC METRIC SOCKET SET

Model No. 1-5418

Master 1/2" drive socket set including a complete range of sockets.

Set includes: (14) Fourteen 12 pt. sockets:

10, 11, 12, 13, 14, 15, 16, 17, 18, 19, 21, 22, 23, and 24 mm.

- (1) 10" reversible ratchet
- (1) 15" flex handle
- (1) 5" extension bar
- (1) Metal case



1/2" DR x 24 PC SAE MASTER SOCKET SET

Model No. 1-5424

Set includes: (13) Thirteen, 6 pt. shallow sockets:

7/16, 1/2, 9/16, 5/8, 11/16, 3/4, 13/16, 7/8, 15/16, 1, 1-1/16, 1-1/8, and 1-1/4".

(6) 12 pt. deep sockets: 7/16, 1/2, 9/16, 5/8, 11/16, and 3/4".

- (1) 10" reversible ratchet handle.
- (2) Extensions: 5 & 10"
- (1) One spark plug socket: 13/16"
- (1) Metal case





1/2" Drive Socket Sets, 3/4" Drive Accessories



1/2" DR x 13 PC SAE SOCKET SET

Model No. 1-7412

Set includes 13 popular S.A.E. sizes from 3/8" through 1-1/4". All sockets fit a regular 1/2" drive ratchet. Packed on a handy, easy to use socket clip holder. Set includes:

(12) Twelve 12 point sockets: 7/16, 1/2, 9/16, 5/8, 11/16, 3/4, 13/16, 7/8, 15/16, 1, 1-1/8, and 1-1/4". Clip holder.



1/2" DR x 14 PC METRIC SOCKET SET

Model No. 1-7413

Set includes 13 popular metric sizes from 10 through 22 mm. All sockets fit a regular 1/2" drive ratchet. Packed on a handy, easy to use socket clip holder. Set includes:

(13) Thirteen 12 point sockets: 10, 11, 12, 13, 14, 15, 16, 17, 18, 19, 20, 21, and 22 mm. Clip holder.



1/2" DR x 9 PC SAE DEEP SOCKET SET

Model No. 1-7408

Made of chrome vanadium steel. Features a handy carrying clip.

(8) Eight 12 point deep sockets: 1/2, 9/16, 5/8, 11/16, 3/4, 13/16, 7/8, and 15/16"



3/4" DR REVERSIBLE RATCHET HANDLE

Model No. 0-6100

Knurled handle for better grip. Overall length 20".

3/4" DR HEAVY DUTY REVERSIBLE RATCHET

Model No. 0-6101

Knurled handle for better grip. Overall length 20". On/off switch and quick release.

3/4" DR HINGED HANDLE


Model No. 0-6106

Knurled handle for better grip. Overall length 20".

3/4" DR SLIDING "T" HANDLE

Model No. 0-6115

Overall length 20".



3/4" DR EXTENSIONS

Model No.	Length	Model No.	Length
0-6110	4"	0-6114	16"
0-6113	8"		

3/4" DR UNIVERSAL JOINT

Model No. 0-6116

Allows operator to turn nuts and bolts in hard to reach areas.



3/4" Drive Sockets and Accessories, Socket Sets

3/4" DR ADAPTORS

Model No.	Size	Model No.	Size
0-6119	3/4" F x 1/2" M Reducing	0-6120	3/4" F x 1" Increasing



3/4" DR 12 PT STANDARD SAE SOCKETS

Model No.	Size	Model No.	Size
0-6028	7/8"	0-6046	1-7/16"
0-6030	15/16"	0-6048	1-1/2"
0-6032	1"	0-6050	1-9/16"
0-6034	1-1/16"	0-6052	1-5/8"
0-6036	1-1/8"	0-6054	1-11/16"
0-6038	1-3/16"	0-6056	1-3/4"
0-6040	1-1/4"	0-6058	1-13/16"
0-6042	1-5/16"	0-6060	1-7/8"
0-6044	1-3/8"	0-6064	2"



3/4" DR SAE 22 PC HEAVY DUTY SOCKET SET

Model No. 1-5621

Made of chrome vanadium steel, fully tempered and heat treated.

Set includes:

- (16) Sixteen 12 pt. sockets: 7/8, 15/16, 1, 1-1/16, 1-1/8, 1-3/16, 1-1/4, 1-5/16, 1-3/8, 1-7/16, 1-1/2, 1-5/8, 1-3/4, 1-7/8, 1-13/16, 2".
- (1) One 20" reversible ratchet.
- (1) One 18" Sliding "T" handle
- (1) One 3-1/2" extension
- (1) One 8" extensions.
- (1) Carrying case with handle.



3/4" DR METRIC 22 PC HEAVY DUTY SOCKET SET

Model No. 1-5624

Made of chrome vanadium steel, fully tempered and heat treated.

Set includes:

- (17) Seventeen 12 pt. mm sockets: 19, 22, 24, 26, 27, 28, 30, 32, 34, 36, 38, 41, 42, 45, 46, 48, 50mm.
- (1) One 20" reversible ratchet.
- (1) One 18" Sliding "T" handle
- (1) One 3-1/2" extension
- (1) One 8" extensions.
- (1) Carrying case with handle





1" Drive Sockets, Accessories and Socket Sets



1" DR REVERSIBLE RATCHET HANDLE

Model No. 0-8101

26" long.



1" DR RATCHET RENEWAL KIT

Model No. 0-8102



1" DR SLIDING "T" HANDLE

Model No. 0-8115

22" long.



1" DR EXTENSIONS

Model No.	Length	Model No.	Length
0-8112	6"	0-8114	16"



1" DR 12 PT STANDARD SAE SOCKETS

Model No.	Size	Model No.	Size
0-8052	1-5/8"	0-8072	2-1/4"
0-8054	1-11/16"	0-8076	2-3/8"
0-8056	1-3/4"	0-8080	2-1/2"
0-8058	1-13/16"	0-8084	2-5/8"
0-8060	1-7/8"	0-8088	2-3/4"
0-8064	2"	0-8090	2-15/16"
0-8068	2-1/8"	0-8092	3"
0-8070	2-3/16"	0-8096	3-1/8"



1" DR X 21 PC SAE HEAVY DUTY SOCKET SET

Model No. 1-5821

Made of chrome vanadium steel, fully tempered and heat treated.

Set includes:

(16) Sixteen 12 pt. sockets: 1-5/8, 1-11/16, 1-3/4, 1-13/16, 1-7/8, 2, 2-1/8, 2-3/16, 2-1/4, 2-3/8, 2-1/2, 2-5/8, 2-3/4, 2-15/16, 3, and 3-1/8".

(1) One reversible ratchet.

(1) One Sliding "T" handle.

(1) One 3-1/2"

(1) One 8" extensions

(1) Carrying case with handle.



The K-T Quality Difference

- Drop forged from Chrome Vanadium Steel
- Fully heat-treated and tempered
- Fully polished, rich nickle-chrome plating
- Special Non-Slip design sockets
- Lifetime Guarantee on sockets and wrenches

SAFETY AND MAINTENANCE RULES FOR TOOL USAGE

- Safety depends on the proper care and use of the tools and replacement of worn out tools. Always use the right size and type of tool for the job being done. Always keep the tools in proper working condition.
- All K-T wrenches are designed to specific size, length and strength ratios. The use of “Cheaters” or any other means for increasing leverage is hazardous. Use only impact sockets on impact guns.
- K-T Industries, Inc. can not be responsible for injury or damage caused by tools improperly used or from tools which have been abused or badly worn.
- Always wear safety glasses or goggles.

Notes



Impact Drivers, 3/8" Drive Impact Sockets



REVERSIBLE IMPACT DRIVERS

The perfect hand tool for loosening or tightening frozen nuts, bolts, and screws. Just strike the blunt end with a hammer and it turns automatically. Bit adaptor is removable to work with compatible impact sockets. Comes with 4 bits #2 & #3 phillips, 5/16" & 3/8" flat, and a sturdy metal case.

Model No.	Drive	Model No.	Drive
32-2500	3/8"	32-3500	1/2"

4 PIECE IMPACT BIT SET

Model No. 32-0040

4 piece bit set for Model No. 32-2500, and 32-3500. Set includes: #2 & #3 Phillips and 5/16" & 3/8" flat.

3 PC IMPACT SOCKET ADAPTOR SET

Model No. 32-0043

Allows the use of 1/4", 3/8" & 1/2" drive sockets with quick change or standard drill chuck. Feature a spring loaded friction ball retainer for positive socket retention. Made from the same high quality CR-V steel as K-T's impact sockets for extra durability and long life.

3/8" DR. 6 PT REGULAR S.A.E IMPACT SOCKETS

Made of chrome vanadium steel.

Model No.	Size	Model No.	Size
0-3956	6 mm	0-3518	9/16"
0-3510	5/16"	0-3520	5/8"
0-3512	3/8"	0-3522	11/16"
0-3514	7/16"	0-3524	3/4"
0-3516	1/2"		

3/8" DR. 6 PT DEEP S.A.E. IMPACT SOCKETS

Made of chrome vanadium steel.

Model No.	Size	Model No.	Size
0-3610	5/16"	0-3618	9/16"
0-3612	3/8"	0-3620	5/8"
0-3614	7/16"	0-3622	11/16"
0-3616	1/2"	0-3624	3/4"

3/8" DR. IMPACT ADAPTOR

Model No. 0-3590

3/8" F x 1/2" M.

3/8" DR. IMPACT UNIVERSAL JOINT

Model No. 0-3591

Allows operator to turn nuts and bolts in hard to reach areas.





3/8" Drive Impact Socket Sets, 1/2" Drive Impact Sockets

3/8" DR. x 9 PC. IMPACT SOCKET SETS

Model No.	Description	Size
1-9318	9 Pc. S.A.E.	(8) Eight 6 pt. sockets: 5/16, 3/8, 7/16, 1/2, 9/16, 5/8, 11/16 and 3/4". Handy metal clip.
1-9328	9 Pc. Metric	(8) Eight impact sockets: 8,10,11,13,14,16,17 and 19mm. Handy metal clip.



3/8" DR. x 9 PC. S.A.E. DEEP IMPACT SOCKET SET

Model No. 1-9348

Set includes: (8) Eight deep impact sockets: 5/16, 3/8, 7/16, 1/2, 9/16, 5/8, 11/16 and 3/4". (1) Metal storage box.



1/2" DR. IMPACT EXTENSION BARS

Model No.	Drive	Model No.	Drive
0-4509	3"	0-4511	5"



1/2" DR. IMPACT ADAPTORS

Model No.	Size	Model No.	Size
0-4589	1/2" F x 3/8" M	0-4590	1/2" F x 3/4" M



1/2" DR. IMPACT UNIVERSAL JOINT

Model No. 0-4591

Allows operator to turn nuts and bolts in hard to reach areas.

1/2" DR. 6 PT REGULAR S.A.E. IMPACT SOCKETS

Model No.	Size	Model No.	Size
0-4514	7/16"	0-4526	13/16"
0-4516	1/2"	0-4528	7/8"
0-4518	9/16"	0-4530	15/16"
0-4520	5/8"	0-4532	1"
0-4522	11/16"	0-4534	1-1/16"
0-4524	3/4"	0-4536	1-1/8"
		0-4540	1-1/4"



1/2" DR. 6 PT DEEP S.A.E. IMPACT SOCKETS

Model No.	Size	Model No.	Size
0-4614	7/16"	0-4628	7/8"
0-4616	1/2"	0-4630	15/16"
0-4618	9/16"	0-4632	1"
0-4620	5/8"	0-4634	1-1/16"
0-4622	11/16"	0-4636	1-1/8"
0-4624	3/4"	0-4640	1-1/4"
0-4626	13/16"		



1/2" Drive Impact Sockets and Impact Socket Sets



1/2" DR. 6 PT REGULAR METRIC IMPACT SOCKETS

Model No.	Size	Model No.	Size
0-4550	10 mm	0-4557	17 mm
0-4551	11 mm	0-4558	18 mm
0-4552	12 mm	0-4559	19 mm
0-4553	13 mm	0-4561	21 mm
0-4554	14 mm	0-4562	22 mm
0-4555	15 mm	0-4564	24 mm
0-4556	16 mm		



1/2" DR. 6 PT DEEP METRIC IMPACT SOCKETS

Model No.	Size	Model No.	Size
0-4660	10 mm	0-4668	18 mm
0-4661	11 mm	0-4669	19 mm
0-4662	12 mm	0-4671	21 mm
0-4663	13 mm	0-4672	22 mm
0-4664	14 mm	0-4674	24 mm
0-4665	15 mm	0-4677	27 mm
0-4666	16 mm	0-4680	30 mm
0-4667	17 mm	0-4682	32 mm



1/2" DR. IMPACT SOCKET SETS

Features a handy plastic carrying clip.

Model No.	Description	Size
1-9411	11 Pc. S.A.E.	(10) Ten 6 pt. shallow impact sockets: 7/16, 1/2, 9/16, 5/8, 11/16, 3/4, 13/16, 7/8, 15/16 & 1". Set is packed in a sturdy metal case.
1-9414	14 Pc. S.A.E.	(13) Thirteen 6 pt. shallow impact sockets: 7/16, 1/2, 9/16, 5/8, 11/16, 3/4, 13/16, 7/8, 15/16, 1, 1-1/16, 1-1/8, & 1-1/4".
1-9421	11 Pc. Metric	(10) Ten 6 pt. shallow impact sockets: 10, 11, 12, 13, 14, 15, 16, 17, 18, & 19.



1/2" DR. x 14 Pc. CR-V

DEEP WALL IMPACT SOCKET SETS

Features a heavy duty plastic carrying case.

Model No.	Description	Size
1-9444	14 Pc. S.A.E.	(13) Thirteen 6 pt. deep wall Impact sockets: 7/16, 1/2, 9/16, 5/8, 11/16, 3/4, 13/16, 7/8, 15/16, 1, 1-1/16, 1-1/8, 1-1/4" & Storage Case
1-9454	14 Pc. Metric	(13) Thirteen 6 pt. deep wall Impact sockets: 10, 13, 14, 15, 17, 18, 19, 21, 22, 24, 27, 30, 32 mm & Storage Case



1/2" Drive Impact Socket Sets, 3/4" Drive Impact Sockets and Accessories

1/2" DR. x 11 Pc. CR-V DEEP WALL IMPACT SOCKET SETS

Features a handy plastic carrying clip.

Model No.	Description	Size
1-9442	11 Pc. S.A.E.	(10) Ten 6 pt. deep wall impact sockets: 7/16, 1/2, 9/16, 5/8, 11/16, 3/4, 13/16, 7/8, 15/16 & 1".
1-9452	11 Pc. Metric	(10) Ten 6 pt. deep wall Impact sockets: 10, 11, 12, 13, 14, 15, 16, 17, 18, & 19.



3/4" DR. 6 PT. S.A.E. REGULAR IMPACT SOCKETS

Model No.	Size	Model No.	Size
0-6524	3/4"	0-6536	1-1/8"
0-6526	13/16"	0-6540	1-1/4"
0-6528	7/8"	0-6542	1-5/16"
0-6530	15/16"	0-6544	1-3/8"
0-6532	1"	0-6546	1-7/16"
0-6534	1-1/16"	0-6548	1-1/2"



3/4" DR. 6 PT. S.A.E. DEEP IMPACT SOCKETS

Model No.	Size	Model No.	Size
0-6624	3/4"	0-6638	1-3/16"
0-6626	13/16"	0-6640	1-1/4"
0-6628	7/8"	0-6642	1-5/16"
0-6630	15/16"	0-6644	1-3/8"
0-6632	1"	0-6646	1-7/16"
0-6634	1-1/16"	0-6648	1-1/2"
0-6636	1-1/8"		



3/4" DR. 6 PT. METRIC DEEP IMPACT SOCKETS

Model No.	Size	Model No.	Size
0-6676	26 mm	0-6682	32 mm
0-6677	27 mm	0-6685	35 mm
0-6679	29 mm	0-6686	36 mm
0-6680	30 mm	0-6688	38 mm



3/4" DR. IMPACT EXTENSION BAR

Model No. 0-6510

4" in length.





3/4" Drive Impact Socket Sets, 1" Drive Impact Socket Sets



3/4" DR. IMPACT ADAPTORS

Model No.	Size	Model No.	Size
0-6589	3/4" F x 1/2" M	0-6590	3/4" F x 1" M



3/4" DR. x 9 PC CHROME VANADIUM S.A.E. REGULAR IMPACT SOCKET SET

Model No. 1-9618

Set includes: (8) Eight 6 pt. Impact sockets: 1, 1-1/16, 1-1/8, 1-1/4, 1-5/16, 1-3/8, 1-7/16 and 1-1/2".

Set is stored in a heavy duty blow mold case



3/4" DR. x 9 Pc. CHROME MOLYBDENUM S.A.E. DEEP WALL IMPACT SOCKET SET

Model No. 1-9648

Set is stored in a heavy duty blow mold case.

Impact Socket Set Contains:

8 - 6 Pt. Deep Wall Impact Sockets:

- 1"
- 1-1/16"
- 1-1/8"
- 1-1/4"
- 1-5/16"
- 1-3/8"
- 1-7/16"
- 1-1/2"



3/4" DR. x 9 Pc. CHROME MOLYBDENUM METRIC DEEP WALL IMPACT SOCKET SET

Model No. 1-9649

Set is stored in a heavy duty blow mold case.

Impact Socket Set Contains:

8 - 6 Pt. Deep Wall Impact Sockets:

- 26 mm
- 27 mm
- 29 mm
- 30 mm
- 32 mm
- 35 mm
- 36 mm
- 38 mm



1" DR. x 11 Pc. CHROME MOLYBDENUM S.A.E. IMPACT SOCKET SET

Model No. 1-9810

Set is stored in a heavy duty blow mold case.

Impact Socket Set Contains:

10 - 6 Pt. Impact Sockets:

- 1"
- 1-1/8"
- 1-1/4"
- 1-3/8"
- 1-1/2"
- 1-5/8"
- 1-3/4"
- 1-7/8"
- 2"
- 1-1/2" x 13/16" Budd Wheel Socket



1" DR. x 11 Pc. CHROME MOLYBDENUM METRIC IMPACT SOCKET SET

Model No. 1-9821

Set is stored in a heavy duty blow mold case.

Impact Socket Set Contains:

10 - 6 Pt. Impact Sockets:

- 21 mm
- 27 mm
- 30 mm
- 32 mm
- 35 mm
- 38 mm
- 41 mm
- 46 mm
- 50 mm
- 38 mm x 20 mm Budd Wheel Socket



Professional HAND TOOLS



Wrenches

6 PC. S.A.E. FLEX SOCKET WRENCH SET

Model No. 3-1106

Hot drop forged and heat treated. Ideal for hard to reach or loosen nuts and bolts. Does the work of sockets, box end wrenches, open end wrenches, and nut starters.

Set includes:

3/8, 7/16, 1/2, 9/16, 5/8 and 3/4".



INDIVIDUAL S.A.E. FLEX SOCKET WRENCHES

Model No.	Size	Model No.	Size
3-2512	3/8"	3-2518	9/16"
3-2514	7/16"	3-2520	5/8"
3-2516	1/2"	3-2524	3/4"



5 PC. S.A.E. RATCHETING OFFSET WRENCH SET

Model No. 3-5105

Fully heat treated drop forged steel. Induction heat treated gears. Ideal for working in tight spots.

Set includes:

1/4 x 5/16, 3/8 x 7/16, 1/2 x 9/16, 3/4 x 7/8 and 5/8 x 11/16".



INDIVIDUAL S.A.E. RATCHETING WRENCHES

Model No.	Size	Model No.	Size
3-5201	1/4" x 5/16"	3-5202	3/8" x 7/16"
3-5203	1/2" x 9/16"	3-5204	5/8" x 11/16"
3-5205	3/4" x 7/8"		



3 PC. S.A.E. FLARE NUT WRENCH SET

Model No. 3-7103

A required set for work on gas lines, brake lines, refrigerator repair, and for any type of application with tubing nuts. Ideal for automotive, appliance repair and diesel mechanics.

Set includes:

3/8 x 7/16, 1/2 x 9/16, 5/8 x 11/16".

INDIVIDUAL S.A.E. FLARE NUT WRENCHES

Model No.	Size	Model No.	Size
3-7105	3/8" x 7/16"	3-7107	5/8" x 11/16"
3-7106	1/2" x 9/16"		





Adjustable Wrenches, Pipe Wrenches

ADJUSTABLE WRENCHES

Made of special chrome vanadium alloy steel, drop forged, and fully heat treated. K-T's adjustable wrenches are finely polished and richly nickel-chrome plated. Precision machining make the wrenches very easy to use.

Model No.	Size	Max Jaw Opening
3-8100	4"	9/16"
3-8150	6"	13/16"
3-8200	8"	15/16"
3-8250	10"	1-1/8"
3-8300	12"	1-5/16"
3-8375	15"	1-3/4"
3-8450	18"	2-1/16"
3-8600	24"	2-1/2"



3 PC ADJUSTABLE WRENCH SET

Model No. 3-8730

Set includes 8", 10", and 12" wrenches.

PIPE WRENCHES

Heavy duty pipe wrenches are made from special drop forged alloy steel with induction heat-treated jaws and deeply milled teeth. Full floating hooked jaws with spring suspension gives easier ratcheting performance.

Model No.	Size	Max Jaw Opening	Model No.	Size	Max Jaw Opening
22-2308	8"	3/4"	22-2318	18"	2-1/2"
22-2310	10"	1-1/2"	22-2324	24"	3"
22-2314	14"	2"	22-2326	36"	4"



4 PC. PIPE WRENCH SET

Model No. 22-2336

All of the same features as the open stock pipe wrenches. Set includes: 8", 10", 14" and 18".

ALUMINUM PIPE WRENCH

Same features as the heavy duty pipe wrenches, but the handle is made from light weight titanium aluminum alloy which reduces operator fatigue.

Model No.	Size	Max Jaw Opening	Model No.	Size	Max Jaw Opening
22-3310	10"	1-1/2"	22-3324	24"	3"
22-3314	14"	2"	22-3336	36"	4"
22-3318	18"	2-1/2"	22-3348	48"	5"





Combination Wrenches

4 PC. JUMBO COMBINATION WRENCH SET

Model No. 4-1704

For intermediate service applications that require up to size 1-1/2" combination wrench. Packed in heavy duty canvas roll with eye hooks. Fully Polished.

Set includes:

1-5/16, 1-3/8, 1-7/16 and 1-1/2".



10 PC. JUMBO COMBINATION WRENCH SET

Model No. 4-1710

Ideal for heavy machinery, industrial, agricultural and automotive markets. Set contains all required sizes from 1-5/16" through 2". Fully Polished.

Set includes:

1-5/16, 1-3/8, 1-7/16, 1-1/2, 1-5/8, 1-11/16, 1-3/4, 1-13/16, 1-7/8 and 2".



COMBINATION WRENCH SETS

Includes a handy plastic case that features a removable wall mounting bracket included within the carrying case. Made of fully polished Drop Forged Steel. Features a non-slip box end design that drives the fasteners from the sides of the hex instead of the corners.

Model No.	Description	Size
4-1706	6 Pc. S.A.E.	3/8, 7/16, 1/2, 9/16, 5/8 and 3/4"
4-1711	11 Pc. S.A.E.	3/8, 7/16, 1/2, 9/16, 5/8, 11/16, 3/4, 13/16, 7/8, 15/16 and 1"
4-1806	6 Pc. Metric	10, 12, 13, 14, 15 and 17 mm
4-1811	11 Pc. Metric	9, 10, 11, 12, 13, 14, 15, 16, 17, 18 and 19 mm



14 PC. S.A.E. COMBINATION WRENCH SET

Model No. 4-1714

Set ranges in size from 3/8" through 1-1/4". Packed in heavy duty canvas roll with eye hooks. Fully Polished.

Set includes:

3/8, 7/16, 1/2, 9/16, 5/8, 11/16, and 3/4, 13/16, 7/8, 15/16, 1, 1-1/16, 1-1/8 and 1-1/4".



WRENCH SET POUCHES

Durable canvas pouch helps organize wrenches.

Model No.	Size
4-1712	11 Pc. S.A.E.
4-1715	14 Pc. S.A.E.
4-1816	15 Pc. Metric





Combination Wrenches



DOUBLE BOX END WRENCH

Model No. 4-2795

Designed for use on trailer balls/hitches. Hot drop forged and heat treated. Ideal for hard to reach or loosen nuts and bolts. Does the work of sockets, open end wrenches, and nut starters. 1-1/2" x 1-1/4".



15 PC. METRIC COMBINATION WRENCH SET

Model No. 4-1815

Set ranges in size from 8 through 22mm. Packed in heavy duty canvas roll with eye hooks. Fully Polished.

Set includes: 8, 9, 10, 11, 12, 13, 14, 15, 16, 17, 18, 19, 20, 21 and 22 mm.

INDIVIDUAL COMBINATION WRENCHES S.A.E. AND METRIC

Fully Polished.



Model No.	Size	Model No.	Size
4-2708	1/4"	4-2734	1-1/16"
4-2710	5/16"	4-2736	1-1/8"
4-2712	3/8"	4-2740	1-1/4"
4-2714	7/16"	4-2742	1-5/16"
4-2716	1/2"	4-2744	1-3/8"
4-2718	9/16"	4-2746	1-7/16"
4-2720	5/8"	4-2748	1-1/2"
4-2722	11/16"	4-2752	1-5/8"
4-2724	3/4"	4-2754	1-11/16"
4-2726	13/16"	4-2756	1-3/4"
4-2728	7/8"	4-2758	1-13/16"
4-2730	15/16"	4-2760	1-7/8"
4-2732	1"	4-2764	2"



Model No.	Size	Model No.	Size
4-2806	6 mm	4-2817	17 mm
4-2807	7 mm	4-2818	18 mm
4-2808	8 mm	4-2819	19 mm
4-2809	9 mm	4-2820	20 mm
4-2810	10 mm	4-2821	21 mm
4-2811	11 mm	4-2822	22 mm
4-2812	12 mm	4-2824	24 mm
4-2813	13 mm	4-2827	27 mm
4-2814	14 mm	4-2830	30 mm
4-2815	15 mm	4-2832	32 mm
4-2816	16 mm	4-2834	34 mm
		4-2836	36 mm




Ratcheting Wrenches

S.A.E. RATCHETING WRENCHES

K-T's fully polished ratcheting wrenches are made of strong chrome-vanadium steel for strength and durability. They feature a 12 pt. box-end with 72 teeth to provide greater torque.

Model No.	Size	Model No.	Size
4-2512	3/8"	4-2520	5/8"
4-2514	7/16"	4-2522	11/16"
4-2516	1/2"	4-2524	3/4"
4-2518	9/16"		



METRIC RATCHETING WRENCHES

K-T's fully polished ratcheting wrenches are made of strong chrome-vanadium steel for strength and durability. They feature a 12 pt. box-end with 72 teeth to provide greater torque.

Model No.	Size	Model No.	Size
4-2608	8 mm	4-2614	14 mm
4-2610	10 mm	4-2615	15 mm
4-2611	11 mm	4-2616	16 mm
4-2612	12 mm	4-2618	18 mm
4-2613	13 mm		



S.A.E. RATCHETING WRENCH SET

Model No. 4-2506

K-T's fully polished ratcheting wrenches are made of strong chrome-vanadium steel for strength and durability. They feature a 12 pt. box-end with 72 teeth to provide greater torque.

S.A.E. Set Includes: 3/8, 7/16, 1/2, 9/16, 5/8, and 3/4"

METRIC RATCHETING WRENCH SET

Model No. 4-2606

K-T's fully polished ratcheting wrenches are made of strong chrome-vanadium steel for strength and durability. They feature a 12 pt. box-end with 72 teeth to provide greater torque.

Metric Set Includes: 10, 11, 12, 13, 15, and 18 mm





Hammers



TPR HANDLE CLAW HAMMERS

K-T's best hammers have 50% fiberglass handles; hot drop forged, fully hardened and polished heads. Perfectly balanced with shock absorbing cushion grip.

Model No.	Description	Model No.	Description
23-1107	7 oz.	23-1120	20 oz.
23-1116	16 oz.		

TPR HANDLE RIP HAMMERS

K-T's best hammers have 50% fiberglass handles; hot drop forged, fully hardened and polished heads. Perfectly balanced with shock absorbing cushion grip.

Model No.	Description	Model No.	Description
23-1216	16 oz.	23-1220	20 oz.

TPR HANDLE FRAMING HAMMER

Model No. 23-1324

K-T's best hammers have 50% fiberglass handles; hot drop forged, fully hardened and polished heads. Perfectly balanced with shock absorbing cushion grip. 24 oz.

WOOD HANDLE CLAW HAMMER

Model No. 23-1316

Conforms smoothly to the hand and is perfectly balanced. Head is hot drop forged, fully heat treated and polished. 16 oz.

TPR HANDLE BALL PEIN HAMMERS

K-T's best hammers have 50% fiberglass handles, drop forged, fully hardened and polished heads.

Model No.	Description	Model No.	Description
23-1508	8 oz.	23-1524	24 oz.
23-1516	16 oz.	23-1532	32 oz.

TPR HANDLE RUBBER Mallet

Model No. 23-1616

This 16 oz. rubber mallet has a high strength fiberglass handle core with an exterior poly coating and non-slip rubber grip. Features a double-sided non-marring rubber head.

DEAD BLOW HAMMER

Model No. 23-1624

This 1-1/2 pound hammer has a diamond grooved non-slip grip handle. It is constructed from soft yet durable rubber, which allows you to transmit the force of a blow to an object without marring delicate finished surfaces. This hammer is perfect for fitting metal parts without damaging them.



Clamps

LIGHT DUTY "C" CLAMPS

An extremely handy locking tool that holds metal in place while welding. Easy adjustment for different thicknesses.

Model No.	Size
5-1557	1"
5-1558	2"
5-1559	3"
5-1560	4"



HEAVY DUTY "C" CLAMPS

An extremely handy locking tool that holds metal in place while welding. Easy adjustment for different thicknesses.

Model No.	Size
5-1561	1"
5-1562	2"
5-1563	3"
5-1564	4"
5-1565	5"
5-1566	6"
5-1568	8"
5-1570	10"
5-1571	12"



LOCKING "C" CLAMPS

Large "C" locking jaws work around large work pieces and hold them firmly. Swivel pads hold work pieces more securely during welding. Easy adjustment for different thicknesses.

Model No.	Size
21-6212	11"
21-6215	18"



8" WELDING LOCKING CLAMP

Model No. 21-6213

An extremely handy locking tool that holds metal in place while welding. Easy adjustment for different thicknesses.

9" STRAIGHT NOSE LOCKING CLAMP

Model No. 21-6214

Use in tight places or to hold sheet metal. Easy adjustment for different thicknesses.



Pliers



SLIP JOINT PLIERS WITH VINYL GRIP

Model No.	Length	Model No.	Length
21-1006	6"	21-1010	10"
21-1008	8"		

SLIP JOINT PLIERS

Chrome plated and polished surface. Drop forged steel.

Model No.	Length	Model No.	Length
21-1206	6"	21-1208	8"
21-1206D	6" Bulk 12 Pack	21-1208D	8" Bulk 12 Pack

	CURVED JAW WITH GRIPPING TEETH Ideal for gripping and turning round objects
	DEEPER WIRE CUTTER increased holding power and reduced effort while cutting
	KNURLED HANDLES provide a non-slip grip for user



LONG NOSE LOCKING PLIERS TPR HANDLE

Hardened alloy steel with drop forged jaws. Functions as a wrench, plier or clamp. Instant release lever and built-in cutter. TPR grips.

Model No.	Length	Model No.	Length
21-6106	6.5"	21-6109	9"

LOCKING PLIERS TPR HANDLE

Hardened alloy steel with drop forged jaws. Functions as a wrench, pliers or clamp. Instant release lever and built-in cutter. TPR grips.

Model No.	Length	Model No.	Length
21-6205	5"	21-6210	10"
21-6207	7"		

LONG NOSE PLIERS

Cutting edges are induction heat treated for stronger cutting ability. Ideal for telephone and electronic work. Cushioned safe grip handle for greater comfort.

Model No.	Size	Model No.	Size
21-2005	5"	21-2008	8"
21-2006	6"		

DIAGONAL CUTTING PLIERS

Fully hardened and induction heat treated cutting edges for longer life. Cushioned safe grip handle.

Model No.	Length	Model No.	Length
21-3005	5"	21-3007	7"
21-3006	6"		





Pliers, Fencing Tool, Snap Ring Plier

LINEMAN PLIERS

Perfectly matched side cutters and rugged build make this plier ideal for communication, construction, and electrical uses. Cushioned safe grip handle.

Model No.	Length	Model No.	Length
21-4007	7"	21-4009	9"
21-4008	8"		



GROOVE JOINT PLIERS

A wide range of jaw openings to fit most applications. Hardened nuts and bolts for added strength. Machined grooves for smooth adjustment. Chrome finish to prevent rust. Cushioned safe grip handle.

Model No.	Length	Model No.	Length
21-5008	8"	21-5012	12"
21-5010	10"	21-5016	16"



FENCING TOOL

Model No. 21-7010

For use on metal or wood posts with no other tools needed. Can be used as a wire splicer, starter or puller, lug lifter, and staple puller. Highly polished head with cushioned safe grip handle. Overall length is 10-1/2".



5 PC. SNAP RING PLIER SET

Model No. 21-1350

Combination internal and external snap ring plier set. Replaceable jaws makes one tool all that is needed. Set comes with 180°, 90° and 45° 3 piece convertible tips. Jaws can be exchanged easily for 6 internal-external different purposes.





Screwdrivers



PRECISION 6 PC. SCREWDRIVER SET

Model No. 32-8001

K-T's screwdriver set features cushioned non-slip 50 mm shaft rubber grips that allow for better grip, more control and maximum turning power. Screwdriver blades are made of strong chrome-vanadium steel with black oxide tips for strength and durability. Also includes a turning end cap. Set includes: SLOTTED: 2.0, 2.5, 3.0 PHILLIPS: PH000, PH00, PH0



2 PC. OFFSET SCREWDRIVER SET

Model No. 32-8002

K-T's offset screwdrivers set is perfect for reaching around obstructions to access screws in hidden and tough spots. Tips are bent to a 90-degree angle for better clearance. Fully knurled handle area provides a gripped surface. One-piece heat-treated steel construction is strong and simple. Corrosion-resistant chrome plated finish resists rust and easily wipes clean. Set includes: SLOTTED: 3/16" & 1/4", PHILLIPS: PH1 & PH2

PRECISION 6 PC. JEWELERS KIT

Model No. 32-8003

K-T's jewelers kit is heat-treated, hardened and tempered steel blades are designed for longevity and durability. Swivel-head handles provide precision and reach. Bright, plated shafts are fluted for a steady, solid grip. Black-oxide shafts resist corrosion. Plastic storage case included. Set includes: SLOTTED: 3/64", 5/64", 3/32" & 1/8", PHILLIPS: PH0 & PH1.

PROFESSIONAL SCREWDRIVERS

K-T's screwdriver set features cushioned non-slip large rubber grips that allow for better grip, more control and maximum turning power. Screwdriver blades are made of strong chrome-vanadium steel with black oxide tips for strength and durability. Set includes: SLOTTED: 1/4 x 1.5", 3/16 x 4", 1/4 x 4" Phillips: #2 x 1.5", #1 x 4", #2 x 4"



Model No.	Description	Model No.	Description
32-8006	6 Pc. Screwdriver Set	32-8014	Slotted 3/8 x 12"
32-8009	Slotted 5/16 x 8"	32-8015	Phillips #2 x 1.5"
32-8010	Slotted 1/4 x 1.5"	32-8016	Phillips #1 x 4"
32-8011	Slotted 3/16 x 4"	32-8017	Phillips #2 x 4"
32-8012	Slotted 1/4 x 4"	32-8018	Phillips #3 x 6"
32-8013	Slotted 3/8 x 10"	32-8019	Phillips #4 x 8"

PROFESSIONAL TORX DRIVERS

K-T's torx driver set features cushioned non-slip large rubber grips that allow for better grip, more control and maximum turning power. Torx driver blades are made of strong chrome-vanadium steel with black oxide tips for strength and durability. Set includes: #10, #15, #20, #25, #27, #30.



Model No.	Description
32-8005	6 Pc. Torx Driver Set
32-8030	#10 Torx driver
32-8031	#15 Torx driver
32-8032	#20 Torx driver
32-8033	#25 Torx driver
32-8034	#27 Torx driver
32-8035	#30 Torx driver



Professional HAND TOOLS



Nutdrivers, Tap and Die Set

PROFESSIONAL NUTDRIVER S.A.E.

K-T's nutdriver set features cushioned non-slip large rubber grips that allow for better grip, more control and maximum turning power. The handles are color coded for easy size identification. Each nutdriver set also features a hollow shaft extending from the socket to the handle, allowing for maximum stud clearance. Set includes: 3/16", 1/4", 5/16", 3/8", 7/16", and 1/2"

Model No.	Description
32-8026	6 Pc. Hollow Shaft Nutdriver Set
32-8020	3/16" Hollow Shaft Nutdriver
32-8021	1/4" Hollow Shaft Nutdriver
32-8022	5/16" Hollow Shaft Nutdriver
32-8023	3/8" Hollow Shaft Nutdriver
32-8024	7/16" Hollow Shaft Nutdriver
32-8025	1/2" Hollow Shaft Nutdriver



PROFESSIONAL NUTDRIVER METRIC

K-T's new nutdriver set features cushioned non-slip large rubber grips that allow for better grip, more control and maximum turning power. The handles are color coded for easy size identification. Each nutdriver set also features a hollow shaft extending from the socket to the handle, allowing for maximum stud clearance. Set includes: 5 mm, 6 mm, 7 mm, 8 mm, 9 mm, and 11 mm

Model No.	Description
32-8027	6 Pc. Hollow Shaft Nutdriver Set Metric
32-8040	8 mm Hollow Shaft Nutdriver Metric
32-8041	9 mm Hollow Shaft Nutdriver Metric
32-8042	10 mm Hollow Shaft Nutdriver Metric
32-8043	11 mm Hollow Shaft Nutdriver Metric
32-8044	12 mm Hollow Shaft Nutdriver Metric
32-8045	13 mm Hollow Shaft Nutdriver Metric



41 PC. TAP AND DIE SET

Model No. 33-1341

Set features National Coarse and Fine sizes in a full range from 4" through 1/2".

Set includes:

- Long Handle Adjustable Tap Wrench
- Long Handle Adjustable Die Wrench
- T Handle Tap Wrench
- Screwdriver
- Screw Pitch Gauge
- Tap and Dies included:

- | | | | |
|--------------|------------------|----------|--------------|
| 4-40 UNC | 6-32 UNC | 8-32 UNC | 12-24 UNC |
| 10-24 UNC | 10-32 UNF | | 12-24 UNF |
| 1/4"-20 UNC | 1/4"-28 UNF | | 5/16"-18 UNC |
| 5/16"-24 UNF | 3/8"-16 UNC | | 3/8"-24 UNF |
| 7/16"-14 UNC | 7/16"-20 UNF | | 1/2"-13 UNC |
| 1/2"-20 UNF | 1/8" Pipe Thread | | |





Gear Pullers, Porta Pullers, Bolt Cutters



TWO AND THREE JAW GEAR PULLERS

Features include heat treated buttress and heat treated center screws, floating screw counter points, reversible jaws, and drop forged jaws and yoke. Made of maximum strength alloy steel for years of service.

TWO JAW GEAR PULLERS

Model No.	Spread	Reach
24-2003	3"	2"
24-2004	4"	2-1/2"
24-2006	6"	3-3/4"



THREE JAW GEAR PULLERS

Model No.	Spread	Reach
24-3003	3"	2"
24-3004	4"	2-1/2"
24-3006	6"	3-3/4"
24-3008	8"	5"



TWO TON CAPACITY HAND PORTA-PULLER

Model No. 34-2215

One of the most useful tools available. Lifts, lowers, pulls, and stretches with one hand ease of operation. Use the puller on a multitude of jobs in the factory, workshop, home, farm, and on boats and other recreational vehicles. Features two drop forged steel hooks, high strength steel frame, nickel-chrome plated for rust protection and 6' of preformed galvanized aircraft cable. Pivot points are heat treated for extra strength. Cable spool resists locking mechanism from slipping under a maximum load.

FOUR TON HEAVY DUTY HAND PORTA-PULLER

Model No. 34-2315

All of the features of our 2 ton porta-puller plus 12' of heavier cable, 3 heavy duty hooks, and a four ton capacity.



HEAVY DUTY BOLT CUTTERS

Lock plate eliminates bolts from turning, adjustment screws, and toggle joints create up to 400 lbs. of compounded cutting pressure for 50 lbs. of hand pressure. Lightweight, tubular handles provide extra strength and ease in handling. Insulated rubber grips.

Model No.	Length	Capacity
34-1108	8"	3/32"
34-1114	14"	1/4"
34-1118	18"	5/16"
34-1124	24"	3/8"
34-1130	30"	1/2"
34-1136	36"	9/16"
34-1142	42"	5/8"



Hand Files

All files are Type T12A Steel with anti-rust coating and comfort grip.

FLAT DOUBLE-CUT FILES

This type of file is excellent for general purposes such as sharpening, smoothing and polishing steel or other iron based metals.

Model No.	Description
33-1444	8"
33-1446	10"
33-1448	12"

FLAT SINGLE-CUT FILES

This type of file is excellent for general purposes such as sharpening, smoothing and polishing steel or other iron based metals.

Model No.	Description
33-1450	8"
33-1452	10"
33-1454	12"

HALF ROUND DOUBLE-CUT FILES

This type of file is excellent for use on concave, convex, and flat surfaces to sharpen, smooth and polish steel or iron based metals.

Model No.	Description
33-1458	8"
33-1460	10"

ROUND SINGLE-CUT FILES

This type of file is excellent for hard to reach concave surfaces to sharpen, smooth and polish steel or iron based metals.

Model No.	Description
33-1462	6"
33-1464	8"
33-1466	10"

SLIM TAPER SINGLE-CUT FILES



This type of file is excellent for flat hard to reach areas to sharpen, smooth and polish steel or other iron based metals.

Model No.	Description
33-1468	6"
33-1470	7"

CHAIN SAW FILES

This type of file is excellent for filing and finishing of chainsaw teeth. Tighten chain and file from inside to outside of cutter.

Model No.	Description
33-1472	1/8" x 6"
33-1474	3/32" x 6"
33-1476	3/16" x 8"
33-1478	7/32" x 8"





Mild Steel Electrodes

AWS E6010

K-T 6010 is a cellulose-Na welding electrode, made special for DC welding. It has a deep penetrating ARC, little welding slag, easy deslagging and beautiful performance properties. It has good properties of vertical up and down welding at various positions. It forms on both sides welding by one side. Used for welding carbon steel pipe and other materials of the same type, backing welding of structure bottom, filler and cosmetic welding. 60,916 PSI tensile strength.



50 Lb. Model No.	10 Lb. Model No.	5 Lb. Model No.	1 Lb. Model No.	Dia.	Amps
1-1032	1-1012			1/8"	70-100



AWS E6011

K-T 6011 is an all position cellulose coated electrode with the ultimate in operator appeal. Designed for AC power sources, but can be used on DC+ or DC-. Typical applications include light sheet metal fabrication, maintenance and repair welding on galvanized steels, in shipyards or for general construction. Can be used to weld through paint, dirt, mill scale or rust. 74,400 PSI tensile strength. This product has a strong arc force and rapid solidification of weld metal which allows vertical or overhead welding. 6011 is good for jobs that have poor fit up in the joints, rusty or oily metals.

50 Lb. Model No.	10 Lb. Model No.	5 Lb. Model No.	1 Lb. Model No.	Dia.	Amps
1-1131	1-1111	1-1101	1-1121	3/32"	40-60
1-1132	1-1112	1-1102	1-1122	1/8"	70-100
1-1133	1-1113	1-1103	1-1123	5/32"	90-140



AWS E6013

K-T 6013 is an all position electrode. This electrode has fast freeze characteristics giving it operator appeal where poor conditions may exist. Typical applications include shaft build up, general purpose fabrication, machine parts, metal buildings and structures. This electrode has a very stable arc and good bead appearance when used with either AC or DC power sources. 71,300 PSI tensile strength. Smaller diameter rods may be used on thin metal such as auto bodies, ornamental iron, metal furniture, or any mild steel where appearance is important.

50 Lb. Model No.	10 Lb. Model No.	5 Lb. Model No.	1 Lb. Model No.	1/2 Lb. Model No.	Dia.	Amps
				1-1341	1/16"	25-50
				1-1342	5/64"	35-60
1-1331	1-1311	1-1301	1-1321		3/32"	60-90
1-1332	1-1312	1-1302	1-1322		1/8"	90-120
1-1333	1-1313	1-1303	1-1323		5/32"	100-160

ARC WELDING TIPS

- Whenever possible, use DC current. If arc blow persists, then use AC.
- Flat and horizontal welding should be done by holding the electrode at a 10-15 degree angle (90 degrees from the surface).
- A medium length arc of approximately 1/8" maintained ahead of the weld puddle will permit the welder to shape the bead.
- Overhead welding is similar to flat, but a slightly circular motion should be used in the molten center.



Professional ARC WELDING



Mild Steel Electrodes, Rod Holder

AWS E7014

K-T 7014 is an all position electrode with a rutile base and iron powder addition to increase deposition rates and welder appeal. Easy slag removal and outstanding bead appearance. Designed for AC, DC+, or DC - power. This electrode is recommended for applications where higher deposition and speed of travel is important. Use when 6013's welding efficiency is not acceptable. Typical applications include machine bases, frames and heavy sheet metal. Use for a variety of steels including low, medium and high carbon steels, free machining steels, low alloy structures and high carbon castings. 77,500 PSI tensile strength. This electrode is frequently used for short, irregular, poorly fit or downhill joints with medium to low penetration.

50 Lb. Model No.	10 Lb. Model No.	5 Lb. Model No.	1 Lb. Model No.	Dia.	Amps
1-1431		1-1401	1-1421	3/32"	60-90
1-1432	1-1412	1-1402	1-1422	1/8"	80-130
1-1433	1-1413	1-1403		5/32"	150-190



AWS E7018

K-T 7018 is a general purpose, low moisture absorption, low hydrogen electrode. This electrode features easy start and restart performance, easy slag removal which lends itself for easy tacking before finish welding. Low spatter and flat beads, make good looking welds and less clean up. Very easy to control, and a very stable arc. Superior weld appeal. Use for a variety of steels including low, medium and high carbon steels, low alloy structures and high carbon castings. Can be used in AC or DC+. 7018's typical applications include pressure vessels, cold rolled steels and structural steels. 89,900 PSI tensile strength. Not recommended for low voltage AC welders.

50 Lb. Model No.	10 Lb. Model No.	5 Lb. Model No.	1 Lb. Model No.	Dia.	Amps
1-1531		1-1501	1-1521	3/32"	70-110
1-1532	1-1512	1-1502	1-1522	1/8"	100-140
1-1533	1-1513	1-1503		5/32"	140-180



AWS E7018AC

K-T E7018AC is an electrode designed to yield excellent welds on 220 volt AC welders. It is used for welding normal low alloy steels, carbon steels and free machining steels. It has a good deposition rate with low spatter and medium penetration. 7018 AC's typical applications include pressure vessels, cold rolled steels and structural steels.

50 Lb. Model No.	10 Lb. Model No.	5 Lb. Model No.	1 Lb. Model No.	Dia.	Amps
1-1631		1-1601	1-1621	3/32"	70-110
1-1632	1-1612	1-1602	1-1622	1/8"	90-165
1-1633	1-1613	1-1603		5/32"	125-220



14" ROD CANISTER WITH DIVIDERS

Model No. 1-3500

Rod canisters can withstand temperatures of 225° F. Their rugged construction protects electrodes from moisture and damage. Features include a belt clip for carrying and four separate dividers to keep electrodes organized on the job. K-T's rod canisters have a threaded cap that overlaps the lid and the threads making it air tight. There is no gasket to dry out keeping a very consistent seal on the rod canister over longer periods of time.



How to Select Electrodes

Deep Penetration

6010

K-T 6010 is a cellulose-Na kind of welding electrode, made special for DC welding. It has a deep penetrating ARC, little welding slag, easy deslagging and beautiful performance properties. It has good properties of vertical up and down welding at various positions. It forms on both sides welding by one side. It is mainly used for welding carbon steel pipe and other materials of the same type, backing welding of structure bottom, filler and cosmetic welding. 60,916 PSI tensile strength.

Deep Penetration

6011

K-T 6011 is an all position cellulose coated electrode with the ultimate in operator appeal. Designed for AC power sources, but can be used on DC+ or DC-. Typical applications include light sheet metal fabrication, maintenance and repair welding, welding on galvanized steels, shipyards or general construction. Can be used to weld through paint, dirt, mill scale or rust. 82,000 PSI tensile strength. This product has a strong arc force and rapid solidification of weld metal which allows vertical or overhead welding. 6011 is good for jobs that have poor fit up in the joints, rusty or oily metals.

Light to Medium Penetration

6013

K-T 6013 is an all position electrode. This electrode has fast freeze characteristics giving it operator appeal where poor conditions may exist. Typical applications include shaft build up, general purpose fabrication, machine parts, metal buildings and structures. This electrode has a very stable arc and good bead appearance when used with either AC or DC power sources. 62,000 to 79,500 PSI tensile strength. Smaller diameter rods may be used on thin metal such as auto bodies, ornamental iron, metal furniture, or any mild steel where appearance is important.

Light Penetration

7014

K-T 7014 is an all position electrode with a rutile base and iron powder addition to increase deposition rates and give welder appeal. Easy slag removal and outstanding bead appearance. Designed for AC, DC+, or DC-power. This electrode is recommended for applications where higher deposition and speed of travel is important. Use when 6013's welding efficiency is not acceptable. Typical applications include machine bases, frames and heavy sheet metal. Use for a variety of steels including low, medium and high carbon steels, free machining steels, low alloy structures, and high carbon castings. 79,000 PSI tensile strength. This electrode is frequently used for short, irregular, poorly fit or downhill joints with medium to low penetration. poorly fit or downhill joints with medium to low penetration.

Low Hydrogen

7018

K-T 7018 is a general purpose, low moisture absorption, low hydrogen electrode. This electrode features easy start and restart performance, easy slag removal which lends itself for easy tacking before finish welding. Low spatter and flat beads, make good looking welds and less clean up. Very easy to control, and a very stable arc. Superior weld appeal. Use for a variety of steels including low, medium and high carbon steels, low alloy structures, and high carbon castings. Can be used in AC or DC+. 7018's typical applications include pressure vessels, cold rolled steels and structural steels. 70,000 PSI tensile strength. Not recommended for low voltage AC welders.

AC Low Hydrogen

7018AC

K-T E7018AC is an electrode designed to be used on 208/230 AC welders, and yields excellent welds on AC welders. It is used for welding normal low alloy steels, carbon steels, and free machining steels. It has a good deposition rate with low spatter and medium penetration. 7018 AC's typical applications include pressure vessels, cold rolled steels and structural steels.

Professional
ARC WELDING



**USA
Electrodes**

New

for 2018

AWS E6011

K-T 6011 is an all position cellulose coated electrode with the ultimate in operator appeal. Designed for AC power sources, but can be used on DC+ or DC-. Typical applications include light sheet metal fabrication, maintenance and repair welding on galvanized steels, in shipyards or for general construction. Can be used to weld through paint, dirt, mill scale or rust. 74,400 PSI tensile strength. This product has a strong arc force and rapid solidification of weld metal which allows vertical or overhead welding. 6011 is good for jobs that have poor fit up in the joints, rusty or oily metals.

50 Lb. Model No.	10 Lb. Model No.	5 Lb. Model No.	Dia.	Amps
		1-2101	3/32"	40-60
1-2132	1-2122	1-2102	1/8"	70-100
	1-2113		5/32"	90-140

AWS E7018

K-T 7018 is a general purpose, low moisture absorption, low hydrogen electrode. This electrode features easy start and restart performance, easy slag removal which lends itself for easy tacking before finish welding. Low spatter and flat beads, make good looking welds and less clean up. Very easy to control, and a very stable arc. Superior weld appeal. Use for a variety of steels including low, medium and high carbon steels, low alloy structures and high carbon castings. Can be used in AC or DC+. 7018's typical applications include pressure vessels, cold rolled steels and structural steels. 89,900 PSI tensile strength. Not recommended for low voltage AC welders.

50 Lb. Model No.	10 Lb. Model No.	5 Lb. Model No.	Dia.	Amps
	1-2512		1/8"	100-140



**Made In
the U.S.A.**



Specialty Electrodes, Rod Holder

LEATHER ROD HOLDER

Model No. 4-5150

The reinforced leather bottom of this sturdy rod holder can handle up to 5 lbs of rod. Keeps rod right where you need it, at your finger tips!



NICKEL 55 ELECTRODE

NI 55 (AWS A5.15 Fee-e1)

A nickel-iron cored electrode recommended for welding cast iron, ductile cast iron and alloy cast irons to themselves and to other alloys such as mild steel, stainless steel and wrought alloys. Light bead deposits are generally harder than those deposited with nickel 99 electrodes; however, heavier beads and multiple layer welds with nickel 55 electrodes will exhibit good machinability. Nickel 55 is especially suited for welding heavy sections such as motor blocks, housings, machine parts, frames, defective castings and building-up worn sections. Value pack rod quantities are shown behind the model number.

Value Pack	1 Lb.	Diameter	Amps AC	Amps DC-
1-1707 (5)	1-1701	3/32"	50-65	40-65
1-1708 (3)	1-1702	1/8"	80-95	70-95

NICKEL 99 ELECTRODE

NI 99 (AWS A5.15 E Ni CI)

A nickel cored electrode recommended for welding thin sections where high dilution can be expected. Often used for single layer deposits requiring good machinability and color match. Nickel 99 weld deposits have lower strength and ductility than those of Nickel 55 allowing more shaping, milling, drilling and tapping. It should only be used where maximum machinability of highly diluted weld metal is required or where weld stresses are not overly severe, such as found in light and medium-sized castings. Common uses include thin plates, machinery parts, frames and housings. Value pack rod quantities are shown behind the model number.

Value Pack	1 Lb.	Diameter	Amps AC	Amps DC-
1-1727 (5)	1-1721	3/32"	50-65	40-80
1-1728 (3)	1-1722	1/8"	80-95	80-120

CAST IRON ELECTRODE

A non-machinable low cost electrode to weld cast iron. This electrode uses medium amperage. A steel core provides 65,000 PSI of tensile strength almost twice that of cast iron. Commonly used on gears, motor housings, machine parts, farm equipment, large frames or any other cast iron part where appearance of the weld deposit, machinability and color match are not important. May be used in AC or DC (reverse polarity). AWS number EST. Value pack rod quantities are shown behind the model number.

Value Pack	1 Lb.	Diameter	Amps
1-1718 (10)	1-1712	1/8"	90-130

STAINLESS STEEL ELECTRODE

SS-308-16 (AWS A5.4 E 308-16)

SS-308-16 is mainly used for welding 18-8 stainless steel such as AISI 301, 302, 304, and 308. It has excellent fusion and striking characteristics, low spatter loss and easy slag removal. Typical applications include dairy distilleries, restaurant equipment, chemical tanks and chemical engineering applications and as a build-up for sealing faces of valves and fittings for acid, gas, water and steam.

1 Lb.	Diameter	Amps
1-1751	3/32"	45-70
1-1752	1/8"	75-110





Specialty Electrodes

STAINLESS STEEL ELECTRODE SS-312-16 (AWS A5.4 E312-16)

This stainless electrode produces a very high tensile strength (120,000 PSI), as a result it is one of the most widely used stainless steel electrodes for arc welding. It can be used for dissimilar steels, abrasion resistant steels, hardening steels, armour steels and spring steels. It can also be used as a wear resistant build-up and buffer for layer hardfacing. This electrode may be used in all positions. It produces a crack resistant, porosity-free weld deposit. May be used in any position in AC or DC (reverse polarity). Value pack rod quantities are shown behind the model number.

Value Pack	1 Lb.	Diameter	Amps
1-1767 (8)	1-1761	3/32"	45-70
1-1768 (4)	1-1762	1/8"	75-110

ALUMINUM ELECTRODE

An extruded aluminum electrode used for low temperature production and maintenance welding of cast and wrought aluminum sheets, plates, casting and extrusions with a thickness of 3/32" or more. Typical applications include tanks, pipes, some appliances, refrigeration equipment, automobile parts as well as parts found in the laundry, chemical and food processing industries. Large or heavy sections should be bevelled before welding. Use in DC+ at any position. Value pack rod quantities are shown behind the model number.

Value Pack	1/2 Lb.	Diameter	Amps
1-1808 (6)	1-1805	1/8"	85-140

HARDFACE BUILDUP

Commonly used to build up and overlay all ferrous metals subject to moderate abrasion, severe impact and corrosion. Typical applications include tractor rollers, sprockets, idlers, concrete mixer blades, bearing journals and other parts that require machinable weld deposits. May be used in AC or DC+.

1 Lb.	5 Lb.	Diameter	Amps
1-1843	1-1846	5/32"	120-180

HARDFACE (SEVERE ABRASION, CONSIDERABLE IMPACT)

K-T's most popular hard surfacing electrode is low cost, yet high quality. It provides a long wear life even in metal to metal conditions. Use in AC or DC+. Do not use more than two passes. If more than two passes are needed use K-T buildup below this hardfacing. Typical applications include plowshares, cultivator shoes, bucket teeth and lips, shovels & tracks, screw conveyors, wet drilling bits and cement mixer blades.

1 Lb.	Diameter	Amps
1-1852	1/8"	110-130
1-1853	3/32"	140-170

HARDFACE (SEVERE ABRASION, LIGHT IMPACT)

Hardfacing electrode is used for severe abrasion, light impact and corrosion resistance. This electrode produces an extremely hard martensite-structure weld deposit which is not machinable in the "as-welded" condition. Provides a long wear life. Use AC or DC+. Do not use more than two passes. If more than two passes are needed use K-T buildup below this hardfacing. Typical application include mill hammers, bucket teeth, valve seats, mixers, crusher rolls, tamper rollers and mild steel, as well as manganese, carbon or alloy steels.

1 Lb.	Diameter	Amps
1-1873	3/32"	140-170





Specialty Electrodes, Mig Wire



HARDFACE (HEAVY IMPACT, SEVERE ABRASION)

Use for the fabrication and build up of high manganese and alloy steels which are subjected to heavy impact and severe abrasion. Use AC or DC+. Typical applications include railroad switching, bucket teeth and lips, frogs and tracks, rock crushers, mill hammers and bulldozer parts.

1 Lb.	Diameter	Amps
1-1883	3/32"	125-190



MILD STEEL MIG WIRE ER70S-6 GAS SHIELDED-SOLID CORE

ER 70S-6 is a mild steel welding wire containing a higher level of manganese and silicon to produce quality welds when used on dirty or rusty steel. The high silicon content increases the fluidity of the weld pool, creating a smoother bead appearance and resulting in minimal post weld grinding. Note: shielding gas is required with this product. Typically used for construction work, tanks, truck bodies, farm implements, pipes, steel casting or forgings, shaft build-ups and general shop fabrication. Shielding gases range from straight CO2 to high argon blends.

33 Lb.	10 Lb.	2 Lb.	Diameter
Model No.	Model No.	Model No.	
	1-3131	1-3121	.023
1-3142	1-3133	1-3123	.030
1-3143	1-3135	1-3125	.035
1-3144			.045



GASLESS - FLUX CORE MIG WIRE (Inner shield)

The unique quality of this product is that you do not have to use a shielding gas. This flux cored wire can be used in mig welding that does not require the use of shielding gases. Type E71-T-GS. A flux core welding wire designed to weld carbon steel. The operator appeal, bead appearance and spatter is not equal to a gas shielded product, but the benefit of not having to use gas makes this product extremely popular. Excellent for use on lap and fillet welds on thin gauge galvanized and mild steel in all welding positions. Operates on DC straight polarity. Available in 2 and 10 Lb spools.

10 Lb.	2 Lb.	Diameter
Model No.	Model No.	
1-3155	1-3153	.030
1-3156	1-3154	.035



Professional ARC WELDING



Mig Wire, Nozzle Gel, Anti-Spatter Spray

STAINLESS MIG WIRE 308

308 is used to weld all stainless steel AISI 200 and 300 series and up to and including 308. This wire is used where resistance to corrosion, impact and abrasion is necessary. Weld deposits will be equal or superior to the base metal. 2 Lb spool.

Model No.	Wt.	Diameter
1-3422	2 Lb.	.030
1-3423	2 Lb.	.035



STAINLESS MIG WIRE 312

Model No. 1-3424

The perfect maintenance wire. Produces a very high tensile strength (120,000 PSI), as a result it is one of the most widely used stainless steel wires for mig welding. It can be used for dissimilar steels, abrasion resistant steels and spring steels. It produces a crack resistant and porosity-free weld deposit. .035 diameter. 2 Lb spool.

ALUMINUM 5356

K-T ER5356 wires and rods are recommended for welding 5050, 5052, 5083, 5154, 5356, 6061 and 6063 aluminum alloys. This wire is to be employed in all types of structural strength welded joints. The tensile properties are not as drastically affected by the heat of the welding arc as heat-treated high strength aluminum alloys. Excellent for color match application. Applications include: diesel engine bases, gun mount bases, truck frames, ship structures, architectural structures and cargo tanks armored vehicles. 1 Lb spool.

Model No.	Size	Model No.	Size
1-3312	.030	1-3313	.035



ALUMINUM 4043

K-T ER4043 is recommended for welding 2014, 5052, 6061 aluminum alloys (in various conditions of heat treatment and 6063 sheets, plates and shapes). It is typically used on truck bodies, structural members, pressure vessels, electric bus bars and petroleum distribution equipment. 1 Lb spool.

Model No.	Size	Model No.	Size
1-3316	.030	1-3317	.035



NOZZLE GEL

Model No. 2-2700

Provides excellent protection against weld spatter buildup on mig gun nozzles, tips, positioners, stud welding chucks and electrode holders on all semi and fully automatic welding apparatus. Silicone free formula will not cause porosity or contaminate the weld area. Safe, nonflammable and nontoxic.



ANTI-SPATTER SPRAY

Model No. 2-2710

Provides protection to mig gun nozzles, contact tips, accessories and all area that are affected by spatter during single and multi-pass welding. Provides weld preparation protection for parts to be stored. Silicone free. Requires little or no cleaning to surface when properly applied. 16 Oz.





Galvanizing Spray, Drilling and Tapping Fluid, Mig Consumables



COLD GALVANIZING SPRAY

Model No. 2-2715

Chemically bonds to any metal to provide a long lasting zinc coating that will stop rust creepage and corrosion. Will not flake away like paint. Make sure to keep one in the shop, service truck and tractor. 13 Oz

Drilling and Tapping Fluid

Model No. 2-2720

Unique lubricant for every type of metal cutting, drilling, sanding, tapping and threading operation. Provides good oiliness, excellent boundary lubrication and good anti-slip behavior. Can be used in machining ferrous and non-ferrous metals. Clings to the exact work area, including curved surfaces, and will not break down or run off. Accurate aerosol dispenser reduces waste, eliminates spillage, dripping and evaporation. Contains no nitrates.

CLARKE® STYLE GAS DIFFUSER

Model No. 2-1513

Designed to fit Clarke® welders. Precision machined for smooth performance and consistent wire feed.

TWECO® STYLE GAS DIFFUSERS

Model No. 2-1515

Designed to fit Tweco® tips. Will also fit some Lincoln® and Century® mig guns. Precision machined for smooth performance and consistent wire feed.

TWECO® STYLE CONTACT TIPS

One of the most popular tips on the market. Style 11 will fit Lincoln® mig guns and some Binzel® guns. Precision machined for smooth performance and consistent wire feed. (5 to a card).

Model No.	Size	Model No.	Size
2-1516	.023	2-1518	.035
2-1517	.030	2-1519	.045

TWECO® STYLE NOZZLES

Designed to fit Tweco® gas diffusers. Nozzle size indicates nozzle opening size.

Model No.	Size	Model No.	Size
2-1520	1/2"	2-1521	5/8"

BINZEL® STYLE 1/2" NOZZLE

Model No. 2-1531

Designed to fit Binzel® style mig guns. Nozzle size indicates nozzle opening size.

HOBART® STYLE NOZZLES

Designed to fit Hobart® style gas diffusers. Nozzle size indicates opening size.

Model No.	Size	Model No.	Size
2-1565	1/2"	2-1568	5/8"



Professional ARC WELDING



Mig Consumables, Mig Tools, Electrode Holders, Ground Clamps

HOBART® STYLE CONTACT TIPS

Fits contact tip adaptors. 5 per package.

Model No.	Size	Model No.	Size
2-1550	.023	2-1552	.035
2-1551	.030	2-1553	.045

NOZZLE CLEANING TOOL

Model No. 5-1140

Use to clean welding slag from any mig nozzle. Easily cleans areas that are otherwise very hard to reach.

MIG WELDING PLIERS

Model No. 5-1150

Spring loaded pliers are made to aid welders with mig machines. Multi-function tool cuts wire, cleans tips and nozzles.

MIG GUN HOLDER WITH MAGNETIC BASE

Model No. 5-1160

K-T's handy mig torch stand keeps the work area clear and expensive mig torch safe. Convenient magnetic base keeps the mig torch ready to use. A must have for all shops.

ELECTRODE HOLDERS

Made from a high copper alloy for maximum conductivity and strength. The top and bottom insulators are constructed of fiberglass to withstand intense heat and impact. Feature oval-point screw connections.

Model No.	Amp Capacity	Electrode Capacity
2-2120	200	1/8"
2-2130	300	1/4"

400 AMP HEAVY DUTY ELECTRODE HOLDER

Model No. 2-2140

Excellent for medium and heavy duty work. Powerful mechanical pressure holds electrode firmly. This heavy duty electrode holder features excellent conductivity and it is shock-proof for maximum welding safety.

COPPER ALLOY GROUND CLAMPS


K-T's copper ground clamps are made of a high copper alloy steel to assure maximum conductivity. Oval-point screw connection makes installation a snap. The clamps feature a very large contact area which allows excellent grounding and eliminates arc blow.

Model No.	Amps	Model No.	Amps
2-2220	200	2-2230	300





Ground Clamps, Lug Crimping Tool, Cable Lugs, Butt Connectors Cable Splicer



STEEL GROUND CLAMPS

K-T's steel ground clamps feature all steel bodies and are ideal for farm welding or light shop work. These particular clamps work on all shapes and sizes of metal.

Model No.	Amps	Model No.	Amps
2-2260	300	2-2290	500



LUG CRIMPING TOOL

Model No. 2-2330

Hammer type crimping tool for cable lugs and butt connectors. Just place and hit to crimp. Used for sizes # 8 through # 4/0 awg.

CABLE LUGS

Cable lugs are made from pure copper material. Solid construction and long life make these lugs a very good value. The ends are flared for easy installation.



2 Pk Model No.	Cable Capacity	Stud Hole	2 Pk Model No.	Cable Capacity	Stud Hole
2-2340	8	10	2-2343	2	1/2"
2-2341	6	1/4"	2-2346	1	3/8"
2-2338	6	3/8"	2-2345	1	1/2"
2-2339	4	1/2"	2-2347	1/0	1/2"
2-2353	4	5/16"	2-2348	1/0	3/8"
2-2342	4	3/8"	2-2349	2/0	1/2"
2-2354	2	5/16"	2-2350	2/0	3/8"
2-2344	2	3/8"	2-2351	3/0	1/2"
			2-2352	4/0	1/2"



BUTT CONNECTORS

Butt Connectors can be used for many electrical cable applications. Each copper connector features a heavy wall to deliver greater corrosion resistance. Machined chamber yields much greater ease of insertion. Dimension compatibility to industry standard ensures customer satisfaction.

Model No.	Size	Model No.	Size
2-2371	6	2-2373	2
2-2372	4	2-2374	1



CABLE SPLICER

Model No. 2-2459

Makes splicing cable easy. Splicers are reusable. Fits cable sizes 4 through 1/0.



Cable Connectors, Machine Plugs, Welding Cable

CABLE CONNECTOR SETS

Cable connectors are precision machined to provide a very tight connection which greatly improves power flow. Cam action pulls the two halves tightly together. Covers are made from a special heat and cold resistant material which is not susceptible to rust or corrosion.

Model No.	Color	Capacity
2-2410	Black	4-1/0
2-2415	Red	4-1/0
2-2440	Black	1/0-4/0



UNIVERSAL MACHINE PLUGS

Designed to fit most machines using the long tapered plug and receptacle. Oval point screw connection makes a fast and secure method of attaching cable to the plug. Fits cable size 4 to 1/0. Covers are made from a special heat and cold resistant material which is not susceptible to rust or corrosion.

Model No.	Color	End
2-2450	Black	Male
2-2451	Red	Male



WELDING CABLE

K-T's welding cable has an oil, grease and fire resistant neoprene jacket that remains super flexible, even in extremely cold temperatures. K-T welding cable features include 34 gauge, 600 volt, rope-stranded conductor, outstanding electrical properties and abrasion resistance.

Model No. 50'	Model No. 125'		
Box	Spool	Size	Strands
	2-2501	1/0	1,007
2-2511	2-2512	1	2,170
2-2521	2-2522	2	1,672
2-2541	2-2542	4	1,068



Cable Size Selection Chart
Electrode Distance from Welding Equipment

Machine Amps	50'	75'	100'	125'	150'
100	4	4	2	2	1
150	2	2	1	1/0	2/0
200	2	1	1/0	2/0	3/0
250	1	1/0	2/0	3/0	4/0
300	1	2/0	3/0	4/0	



TWIN LEAD BOOSTER CABLE

Model No. 2-2544

K-T's twin lead booster cable has an oil, grease and fire resistant neoprene jacket that remains super flexible, even in extremely cold temperatures. Twin cable is tangle free. Size 4 cable. Order in 50' Lengths





Receptacles, Plugs, Extension Cords, Booster Handles



2-2650



2-2655



2-2656



2-2651



WELDING POWER RECEPTACLES AND PLUGS

Will handle 50 amps, 250 volts.

Model No.	Type	Type
2-2650	Crowfoot	Receptacle
2-2655	Crowfoot	Male Plug
2-2656	Pin	Receptacle
2-2651	Pin	Male Plug

POWER SUPPLY CABLE

Model No. 2-2548

8/3 Neoprene jacketed power supply cable is U/L listed and oil resistant. Color-coded rubber insulation with great flexibility. Perfect for welders. Sold by the foot. Order in quantities of 50.

25' 8/3 HEAVY DUTY EXTENSION CORD

Model No. 2-2570

KT's professional heavy duty extension cord allows the user to safely extend the reach with a cord that is both UL and CSA approved. Features include molded-on plugs and connectors that will resist breaking or pulling off. The NEMA 56 plug and connector (pin receptacle and plug) are rated for 50 amps-250 volts. Cord is water and flame resistant.



600 AMP BOOSTER HANDLES

Model No. 2-2474

K-T's best booster handles clamp safely and securely to both side mount and posted batteries with legs. The 600 amp handles are equipped with a very strong spring to ensure a positive connection. Each card contains one red and one black handle.



400 AMP BOOSTER HANDLES

Model No. 2-2475

This handle is steel, shock proof and completely insulated, with chip proof P.V.C. 400 amp handles. Each card contains one red and one black handle. Booster cable handles clamp safely and securely to both side mount and post battery terminals. An extra strong spring gives positive connection on side mount and standard batteries.



TUNE UP CLAMPS

Model No. 2-2478

An extremely popular battery clamp set. Insulated handles. For equipment up to 50 amps. Each card contains one red and one black handle.



All K-T BOOSTER CABLES FEATURE

- **MANUFACTURED FROM U/L COMPLIANT MATERIAL TO WITHSTAND BOTH COLD BEND AND CRUSH TESTING**
 - **STAY TANGLE FREE**
 - **FOR SAFE OPERATION WITH ALL 4, 6, & 8 CYLINDER MOTORS**
 - **DETAILED OPERATOR/USE INSTRUCTIONS**
 - **BOOSTER CLAMPS WITH POSITIVE NEGATIVE IDENTIFICATION**
 - **PERFECT STORAGE HOLDER FOR EACH STYLE OF CABLE**
- **FULL COLOR ARTWORK WITH DETAILED CONSUMER BUYING INFORMATION ON EACH CASE-SELLS ITSELF**



Item No.	2-2479	2-2480	2-2481	2-2482	2-2483	2-2485	2-2486	2-2487	2-2491	2-2492	2-2493
Length (feet)	12'	12'	16'	20'	20'	12'	16'	25'	16'	20'	25'
Gauge	6	8	6	4	2	4	4	4	2	2	2
Conductor (see below)	CCA	CCA	CCA	CCA	CCA	100% Copper	100% Copper	100% Copper	100% Copper	100% Copper	100% Copper
Max Voltage	12/24V 160A	12/24V 160A	12/24V 200A	12/24V 260A	12/24V 420A	12/24V 420A	12/24V 320A	12/24V 580A	12/24V 470A	12/24V 400A	12/24V 320A
Clamp Type	Elongated for better connection	Elongated for better connection	Elongated for better connection	Elongated for better connection	Heavy Duty for added safety	Heavy Duty for added safety	Heavy Duty for added safety	Heavy Duty for added safety	Heavy Duty for added safety	Heavy Duty for added safety	Heavy Duty for added safety
Conductor Cover UL compliant	Yes	Yes	Yes	Yes	Yes	Yes	Yes	Yes	Yes	Yes	Yes
UPC: 083905	224795	224801	224818	224825	224832	224856	224863	224870	224917	224924	224931
Carrier	Poly Bag With Zippper for storage anywhere	Poly Bag With Zippper for storage anywhere	Poly Bag With Zippper for storage anywhere	Poly Bag With Zippper for storage anywhere	Poly Bag With Zippper for storage anywhere	Poly Bag With Zippper for storage anywhere	Poly Bag With Zippper for storage anywhere	Carrying tote with room for emergency supplies	Poly Bag With Zippper for storage anywhere	Carrying tote with room for emergency supplies	Carrying tote with room for emergency supplies
Case Pack QTY	8	10	6	2	4	6	6	2	6	2	2



Test Clips, Paint Markers



TEST CLIPS

***CROCODILE TEST CLIPS

A very small clip with slender elongated jaws for getting into tight places in radio or electrical test work. Screw connection eliminates soldering.

***PEE WEE TEST CLIPS

A very small test clip for radio, ignition, meter and similar work. Screw connection eliminates soldering.

***ECONOMY TEST CLIPS

Designed for electronic meter, ignition and general testing. Features interlocking neck construction. Meshing teeth at front of jaw.

***HIGH GRADE TEST CLIPS

A high grade test clip with meshing teeth on three sides of the jaws. For laboratory and shop test work.

***BATTERY CHARGER CLIPS

Steel zinc plated.

***GENERAL PURPOSE TEST CLIPS

Slim design with full meshing teeth. Convenient round thumb grip. Screw connection eliminates soldering. Strong spring with a hard bite. 1-31/32" length. Jaw opening 5/16". Capacity of 5 amp test clip with insula. Each card contains one set of one red and one black insulator.

Model No.	Type	Amp	Jaw Opening	Length
2-2460	Crocodile	5	5/16"	2-1/8"
2-2461	Pee Wee	5	5/16"	1-17/32"
2-2462	Economy	10	3/4"	2"
2-2463	High Grade	10	5/8"	2-7/16"
2-2464	Battery	25	3/4"	2-27/32"
2-2465	General	5	5/16"	1-31/32"

PAINT MARKERS

Permanently marks on metal, stone, glass, rubber, plastic, wood, leather and virtually any other hard to mark surface. Industrial grade. Fiber nib. Ideal for the machine shop, auto workshop, stone fabricators, tool room and home workshop.

Carded Model No.	Bulk Model No.	Color
5-0033	5-0021	Blue
5-0034	5-0022	Green
5-0035	5-0023	Metallic Silver
5-0036	5-0024	Orange
5-0045	5-0025	Yellow
5-0046	5-0026	White
5-0047	5-0027	Black
5-0048	5-0028	Red
5-0049		Pink

36 PC PAINT MARKER DISPLAY

Model No. 5-0020

- Permanently mark metal, stone, glass, rubber, and other surfaces
- Industrial Grade Fiber nib
- 6 EA of black, white, red, and yellow
- 3 EA of orange and pink
- 2 EA of blue, green, and silver,





Paint Markers and Marking Tools

SOLID PAINT STICK MARKERS

Permanently marks on smooth or rough surfaces. Can be used in wet conditions and also withstands heat. Marks on metal, wood, plastic, glass and more. Will not fade.


Model No.	Description
5-0042	Yellow, 2 Pack
5-0043	White, 2 Pack



SOAP STONE

No. 1 white soap stone is the highest quality metal marking item available. It is dependable and break resistant. Available in flat or round sticks. Stainless steel body never rusts with convenient pocket clip. Flat holder has an adjustable trigger that moves soap stone back and forth with thumb pressure. Round holder is 3/8" diameter, aluminum collet will hold either metric or standard soapstone. Both include a No. 1 white soapstone.

Model No.	Description
5-0065	Flat Soap Stone Holder
5-0066	Round Soap Stone Holder
5-0080	Flat 5 Pack
5-0085	Round 5 Pack



THIN LINE MARKING PENCILS

Thin line markers resist torch flames, are more visible through filter plates and get more marks per stick than soapstone. They are self-sharpening, will not rub off and are convenient to use. Can be used on stainless steel, plastic, aluminum, lumber, tile, glass and many other items. The marking set includes a holder and four silver sticks.

Model No.	Description
5-0061	Marking Set
5-0062	Silver Refill, 5 Pack



MECHANICAL PENCILS

Round Silver Streak® mechanical pencil. Pencil makes a fine line that won't rub off. Similar to silver lead pencils in that it produces a high visibility line but no sharpening is necessary. Features a handy pocket clip. Silver refills have a plastic keeper to help keep refills together.

Model No.	Description
5-0057	Mechanical Pencil
5-0058	Silver Refill



SILVER THIN LINE MARKING PENCIL 3 PACK

Model No. 5-0068

The same size as regular pencils. Can be sharpened in any pencil sharpener for very fine line marking applications.





Marking Tools, Pick Sets, Pipe Layout Templates, Pipe Guides, Magnetic Holders



PREMIUM SCRIBE

Model No. 5-0015

Replaceable steel shank with tungsten carbide tip, all-aluminum handle and handy pocket clip.



FOUR WAY PICK SET

Model No. 5-0060


4 tempered steel picks. Many applications including awl pick for etching metal, and deburring picks for taking off metal filings. Also good for removing "O" rings in spray equipment.



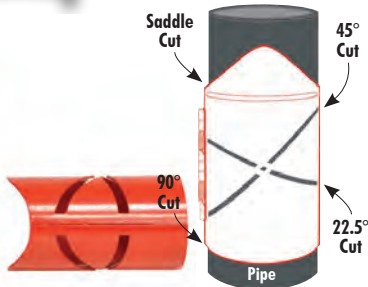
PIPE LAYOUT TEMPLATE

Model No. 5-1585

K-T's wrap-around template is made from tough and flexible material. It includes 45 degree angle markings, a scale, and protractor. The perfect tool for welders and lay-out professionals.



Spring-loaded clamp opens on center hinge and snaps securely around the pipe for accurate marking.



PRECISION PIPE GUIDES


Four Different Cutting Options...Just One Tool! Cutting pipe has never been so simple or so accurate. Durable 16-gauge steel guide offers four cutting options in one tool. Spring-loaded device opens to clamp securely over pipe, allowing you to mark precise cutting guides - saving time and material.

Model No.	Size
5-1577	2-3/8" Pipe
5-1578	2-7/8" Pipe

MAGNETIC HOLDERS

The perfect third or fourth hand you sometimes need! Magnetic holders come in handy for soldering, welding, supporting, jiggging and many other uses. Strong anisotropic ferrite magnet holds ferrous metal securely.

Model No.	Description
5-1545	Mini
5-1550	Medium
5-1555	Large





Locking Clamps , Chipping Hammers

LOCKING "C" CLAMPS

Large "C" locking jaws work around large work pieces and hold them firmly. Swivel pads hold work pieces more securely during welding. Easy adjustment for different thicknesses.

Model No.	Size
21-6212	11"
21-6215	18"

8" LONG WELDING LOCKING CLAMP

Model No. 21-6213

An extremely handy locking tool that holds metal in place while welding. Easy adjustment for different thicknesses.

9" STRAIGHT NOSE LOCKING CLAMP

Model No. 21-6214

Use in tight places or to hold sheet metal. Easy adjustment for different thicknesses.

SPRING HANDLE CHIPPING HAMMER

Model No. 5-1000

Our most popular chipping hammer features flex steel coil hand grip that is welded to a tough steel hand shaft. Heads are pinned for safety and reliability.

CROSS CHIPPING HAMMER

Model No. 5-1125

Flexible steel coil hand grip. Point and cross chisel head.

WOOD HANDLE CHIPPING HAMMER

Model No. 5-1020

The same high quality features as our 5-1000 with a wood handle.

DUAL PURPOSE CHIPPING HAMMER

Model No. 5-1090

Save time and money with this dual purpose chipping hammer. Brush and straight chisel together does the job of two tools. The same high quality construction as our 5-1000. The brush boxes are triple welded. Wire brush is replaceable.

REPLACEMENT BRUSH FOR DUAL PURPOSE HAMMERS

Model No. 5-1100

Replaces worn out brushes on most dual purpose chipping hammers. Fits K-T 5-1090. Carded for easy retail sale.





Brushes



DELUXE PARTS CLEANING BRUSH

Model No. 5-2315

Bristles made of polypropylene designed to be used in parts cleaning solutions.



3 PC. STAINLESS STEEL CLEANING BRUSHES

Model No. 5-2201

3 pack of brushes. Compact design gets in tight places. Excellent for cleaning small parts. Plastic handle. 1-7/16" brush length and 7-3/4" overall length.



CLEANING BRUSHES

Compact design gets in tight places. Excellent for cleaning small parts.
5 Packs Only

Model No.	Handle	Bristles	Length	Brush
5-2203	Plastic	Stainless Steel	7-3/4"	1-7/16"
5-2204	Plastic	Brass	7-3/4"	1-7/16"
5-2205	Wood	Stainless Steel	7-3/4"	1-7/16"
5-2206	Wood	Brass	7-3/4"	1-7/16"



ANGLED HEAD CLEANING BRUSHES

Angled head helps keep knuckles from being scraped. Excellent for cleaning small parts. Wood handle.
5 Packs Only

Model No.	Handle	Bristles	Length	Brush
5-2207	Wood	Stainless Steel	8-1/8"	2-1/16"
5-2208	Wood	Brass	8-1/8"	2-1/16"



Professional ARC WELDING



Brushes

SHOE HANDLE BRUSHES

Heavy duty brush for a variety of applications.

Model No.	Bristles	Length	Brush	Sold By
5-2210	Carbon Steel	10"	5-1/4"	Display (12)
5-2210S	Carbon Steel	10"	5-1/4"	EA
5-2215	Stainless Steel	10"	5-1/4"	Display (12)
5-2215S	Stainless Steel	10"	5-1/4"	EA
5-2216	Brass	10"	5-1/4"	EA



SHOE HANDLE BRUSH WITH SCRAPER

Heavy duty brush and scraper for a variety of applications. Metal scraper attached to brush.

Model No.	Bristles	Length	Brush	Sold By
5-2211	Carbon Steel	10"	5-1/4"	EA



BENT HANDLE BRUSHES

Long handle provides extra reach.

Model No.	Bristles	Length	Brush	Sold By
5-2220	Carbon Steel	13-11/16"	6"	Display (12)
5-2220S	Carbon Steel	13-11/16"	6"	EA
5-2225	Stainless Steel	13-11/16"	6"	Display (12)
5-2225S	Stainless Steel	13-11/16"	6"	EA
5-2226	Brass	13-11/16"	6"	EA



BENT HANDLE BRUSH WITH SCRAPER

Long handle provides extra reach. Metal scraper attached to brush.

Model No.	Bristles	Length	Brush	Sold By
5-2221	Carbon Steel	13-11/16"	6"	EA



V-GROOVE SCRATCH BRUSH

Perfect for hard to reach corners. Long handle provides extra reach.

Model No.	Bristles	Length	Brush	Sold By
5-2222	Carbon Steel	13-11/16"	6"	EA
5-2223	Stainless Steel	13-11/16"	6"	EA





Oxy-Acetylene, TIG Rod, BrazingAlloys Rod



RG-45 MILD STEEL

RG-45 is recommended for oxy-acetylene welding on all ordinary steels. The low cost and high quality make it ideal for welding applications on open steel, plate, pipe, auto bodies and other steels where ductility and machinability are important. Produces 45,000 PSI tensile strength and 25% elongation.

Model No.	Diameter	Length	Size
1-5116	1/16"	36"	5 Pc.
1-5132	3/32"	36"	5 Pc.
1-5118	1/8"	36"	5 Pc.

BCuP-2 (0%) Phos-Copper-Silver BrazingAlloys 1/8" x .050" x 20"

Model No. 1-5370

Phos-Copper (BCuP-2) low cost alloy is suitable for most copper-to-copper or brass joints where good fit-up exists, and the assemblies are not subject to vibration or movement. Developed primarily for use on copper, this alloy may also be used on other nonferrous copper base alloys. This product is used extensively on refrigeration units, air conditioning apparatus, electrical conductors, copper and brass pipe fittings, as well as other copper and brass equipment. By virtue of its phosphorus content, this product is self-fluxing on copper only applications. A flux should be used when brazing brass or bronze with this product.

MILD STEEL FOR TIG ER70S-6

ER70S-6 is a mild steel TIG welding wire that contains higher levels of manganese and silicon than other standard grades of TIG wire. This is what produces high quality welds when used on undesirable steel surfaces. The high silicon content of K-T TIG wire increases the fluidity of the weld pool, which creates a smoother bead appearance and results in minimal post weld grinding. This wire is engineered to provide porosity-free, x-ray quality welds at the highest tensile strength (as welded) of all the plain carbon steel wires.

Model No.	Diameter	Length	Size
1-5160	3/32"	36"	5 Pc.
1-5161	1/8"	36"	5 Pc.

BARE LOW FUMING BRONZE

K-T bronze wire possesses characteristics and properties that simplify welding operation and insure strong, lasting welds. Used extensively for brazing steel and cast iron. The fuming qualities and good mechanical properties make low fuming bronze a widely used general purpose rod. With a low melting point of 1620° C, tinning properties are excellent. It can be easily controlled by the welder. Penetrates deeply into cracks and seams, building a sound, nonporous deposit of weld metal. Low fuming bronze is used for strong, color matching joints in iron and steel, as well as for bearing surfaces. It does require flux.

Model No.	Diameter	Length	Size
1-5233	3/32"	36"	5 Pc.
1-5219	1/8"	36"	5 Pc.



Professional OXY-ACETYLENE



Oxy-Acetylene, Flux, Solder Brushes

FLUX COATED LOW FUMING BRONZE

Rod and flux are deposited at the weld simultaneously in exactly the right amounts. No need to dip rod in flux can saving time and labor. No wasteful residue of flux remains on the face of the weld. Flux coated low fuming bronze penetrates deeply into cracks and seams to build a sound, nonporous deposit of weld metal for making leak proof joints. Often used in water, oil and gas lines. Flux coating adheres firmly to the rod, eliminating chipping and back burn. A relatively low melting point allows for excellent tinning properties and control by the welder.

Model No.	Diameter	Length	Size
1-5333	3/32"	36"	5 Pc.
1-5319	1/8"	36"	5 Pc.

ALUMINUM 4043

Has a lower melting point makes easier for welding.

Model No.	Diameter	Length	Size
1-5360	3/32"	36"	1/2 lb
1-5361	1/8"	36"	1/2 lb

ALUMNI PRO® BRAZING ROD & STAINLESS STEEL WIRE SCRATCH BRUSH Model No. 1-1810

Alumni Pro® Rod welds aluminum, pot metal, galvanized and zinc based metals using a propane torch. Costs only pennies an inch, stronger than aluminum, no flux or fumes, strong corrosion resistance and low working temperatures. Use with 1/32" - 3/8" metals. Applications include lawn equipment, boat propellers, chainsaw repair, carburetor repairs and engine castings. Includes brush.

BRAZING FLUX

All purpose brazing flux to be used on bronze, steel, brass and malleable iron. Metal can doesn't melt.

Model No.	Size
2-2750	1/2 Lb.
2-2751	1 Lb.

SOLDER BRUSHES

Selected horse hair bristles are pressed securely together in tin handles. Used to apply liquid or paste flux.

Model No.	Type
1-2801	Carded, 5 per Card
1-2804	Carded, 3 per Card

SOLDERING PASTE FLUX

Metal cleaner for paste flux is water soluble. This allows the flux to be washed away after soldering. Most fluxes stay in the pipe and continue to corrode the inside of the pipe causing premature breakage or pipe wear out.

Model No.	Type	Size
1-2806	Liquid	4 Oz.
1-2810	Paste	2 Oz.





Flux, Solder



RUBY SOLDERING PASTE FLUX

Metal cleaner for paste flux is water soluble. This allows the flux to be washed away after soldering. Most fluxes stay in the pipe and continue to corrode the inside of the pipe causing premature breakage or pipe wear out. Meets federal and military specs.

Model No.	Type	Size
1-2812	Liquid	2 Oz.
1-2814	Paste	2 Oz.
1-2816	Liquid	1 Pint



SILVER SOLDER KIT

Model No. 1-2800

K-T silver solder contains 98% tin and 2% silver. Includes a separate tube of special flux. It is effective for joining silver, nickel alloys and copper. It should be used where a bright shiny finish or strength is important. Not recommended for plumbing repairs. Melts at 450° F with a diameter of .062". Applications include eyeglasses, jewelry, and is effective on most silver, copper and nickel alloys. 8,000 PSI joint strength. Nontoxic. .5 Oz.

ROSIN CORE SOLDER

Used for electrical applications. For larger jobs use 1 Lb standard grade. 40/60 is suitable for smaller electronic projects.

Model No.	Size	Grade
1-2860	1 Lb.	Standard
1-2862	1/2 Lb.	40/60
1-2864	1/4 Lb.	40/60
1-2865	1/4 Lb.	40/60 - 1/16"



ACID CORE SOLDER

For use with sheet metal, brass and galvanized metal applications. Use for plumbing applications that do not require lead free solder.

Model No.	Size	Grade
1-2870	1 Lb.	Standard
1-2872	1/2 Lb.	40/60
1-2874	1/4 Lb.	40/60



LEAD FREE SOLDER

Use for copper tubing, copper fittings, copper utensils, stainless steel and any applications where lead free solder must be used. Lead free solder must be used in plumbing drinking water systems. Flows like 50/50 grade solder.

Model No.	Size
1-2890	1 Lb.
1-2891	1/2 Lb.
1-2892	1/4 Lb.





Professional OXY-ACETYLENE



Solder, Butane Torches, Butane Fuel

SOLID WIRE SOLDER

Good all purpose solder when used with the proper flux. Radiator use 50/50

Model No.	Size	Grade
1-2880	1 Lb.	Standard
1-2884	1/4 Lb.	40/60
1-2886	1/4 Lb.	50/50



MINI PROPANE HAND TORCH

Model No. 31-5010

Adjustable pencil flame solid brass hand torch for use with propane gas. Needle Valve Controlled torch for use soldering copper pipes, removing paint and putty, thawing frozen metal pipes, and loosening rusted nuts.

PREMIUM MAPP GAS HAND TORCH

Model No. 31-5012

Mapp™ or propane gas. Quality material construction including brass connection and stainless steel tube. Piezo ignition for instant flame. Anti-flare reliability and safety lock to prevent accidental ignition.

SWIVELING MAPP GAS HAND TORCH

Model No. 31-5013

For use with Mapp™ or propane gas. Quality material construction including brass connection and stainless steel tube. Self ignition for instant flame. Adjustable flame control. Tip rotates 360 degrees.



31-5010

31-5012

31-5013

40 WATT SOLDERING IRON

Model No. 1-2770

Basic 40 Watt Soldering Iron for small electronics and other repairs

MICRO TORCH WITH EMPTY FUEL CELL

Model No. 1-2780

Features built-in safety lock with improved self-ignition system. Flame temperature up to approximately 2500°F, 1300°C. Windproof flame and wear-resistant ignition. Built in level viewing window.

TRIGGER TORCH

Model No. 1-2782

Features instant off safety switch with improved ignition system. Adjustable flame temperature up to approximately 2500°F, 1300 °C. Windproof flame and wear-resistant ignition. Refillable tank with 60 min. charge.



1-2770

1-2780

1-2782

ULTRATANE® BUTANE FUEL


Triple-refined formula reduces clogging in filters. Contains no CFC's. Special vapor pressure promotes consistent ignition. It is available in two sizes and pack quantities.

Model No.	Size	Qty.
1-2784	15/16 oz.	12 Pack





Tube Brushes



TUBE BRUSHES

Tube brush with wire handle. Firm bristles are excellent for cleaning cylindrical objects, bottles, carburetors, brake cylinders and more.

Model No.	Length	Dia.	Brush	Bristles
5-2247	15"	1-1/4"	5"	Nylon
5-2249	9"	1-1/4"	3"	Nylon
5-2250	9"	1/2"	3"	Nylon
5-2251	9"	3/4"	3"	Stainless Steel

PLUMBING FITTING BRUSHES

Great for cleaning copper pipe before soldering and for cleaning battery terminals. Features single spiral two-ply carbon steel wire construction with oval wire handle.

Model No.	Size	Handle
5-2248	3/8"	Economy Wire
5-2252	1/2"	Economy Wire
5-2253	3/4"	Economy Wire
5-2254	3/8"	Plastic w/ Hanging Hole
5-2255	1/2"	Plastic w/ Hanging Hole
5-2256	3/4"	Plastic w/ Hanging Hole

STAINLESS STEEL POWER FITTING BRUSH

Fits into small drill for power cleaning pipe. Features 2-1/2" twisted stem.

Model No.	Size
5-2257	1/2"
5-2258	3/4"

TUBE CLEANING BRUSHES

Great for cleaning pipes before soldering and for cleaning battery posts. Features tough molded plastic holder with comfortable sure grip design and high carbon steel bristles.

Model No.	Size
5-2261	3/8"
5-2259	1/2"
5-2260	3/4"

WIRE HANDLE CHIP BRUSH

Model No. 5-2270

Wire handle chip brush is ideal for cleaning rust, corrosion, etc. In high heat situations. Overall length of 5-1/2" trim size 1-1/2".



Professional OXY-ACETYLENE



Victor® Style Torch Kits

K-T's Victor® style torch kits are one of the highest quality torch lines sold. All torches and accessories are backed with a one-year, across the counter warranty; the best in the industry. K-T stocks all of the parts and accessories that you will ever need. Compatible with Victor®, Super Range® and Highlite®. Designed for all trades. All pieces are U/L® listed and manufactured in a ISO 9001 certified factory.

VICTOR® STYLE MEDIUM DUTY TORCH KIT

Model No. 31-5000

Welds up to 1/4" and cuts up to 1/2" with tips provided. Will weld up to 1-1/4" and cut up to 6" with larger tips. All pieces are U/L listed. Instructions included.

Contents		
Torch Handle	12-1/2' Twin Hose	Cutting Attachment
Goggles	Acetylene Regulator	Cutting Tip size 0
Striker	Oxygen Regulator	Welding Tip size 0



VICTOR® STYLE HEAVY DUTY TORCH KIT

Model No. 31-5006

Kit comes stored in a heavy duty tool box for easy storage and organization, making each individual piece easy to locate when needed. Compatible with Victor® and Journeyman®. Ideal for the professional contractor or any other application that requires heavy cutting or heating. Welds up to 2" and cuts up to 1/2" with tips provided. Will weld up to 4" and cut up to 8" with larger tips.

Contents		
Torch Handle	12-1/2' Twin Hose	Cutting Attachment
Goggles	Acetylene Regulator	Cutting Tip size 1
Striker	Oxygen Regulator	Long Tip Cleaner
Welding Tip Size 1	Welding Tip size 2	Welding Tip Size 3
Heating Tip Size 8	HD Tool Box	Instruction Manual



PORTABLE TORCH KIT VICTOR® STYLE

Model No. 31-5009

Everything you need for portable cutting and brazing except gas. Includes MC style cylinders and plastic carrying tote. Comes in a white display box with colored picture. All pieces are U/L listed. Instructions included. DOT Approved

Contents		
Torch Handle	Acetylene Regulator	Cutting Attachment
Goggles	Oxygen Regulator	Cutting Tip size 0
Striker	Plastic Carrying Tote	Welding Tip size 0
12-1/2' Twin Hose	MC Size Tanks	





Harris® Style Torch Kit, Air Propane Torches



HARRIS® STYLE MEDIUM DUTY KIT

Model No. 31-5007

Features "in head" gas mixer in cutting attachment and two tubes on the torch handle. All torches and accessories are backed with a one-year, across the counter warranty; the best in the industry. K-T stocks all of the parts and accessories that you will ever need. Compatible with Harris®, Expert®, Bronze and Metal Worker®. Designed for all trades. All pieces are U/L listed. Welds up to 1/4" and cuts up to 1/2" with tips provided. Will weld up to 1-1/4" and cut up to 6" with larger tips. All pieces are U/L listed. Instructions included.

Contents		
Torch Handle	12-1/2' Twin Hose	Cutting Attachment
Goggles	Acetylene Regulator	Cutting Tip Size 1
Striker	Oxygen Regulator	Welding Tip Size 3



AIR PROPANE TORCH OUTFIT

Model No. 31-5015

Designed for heavy duty outdoor applications. High volume (up to 500,000 BTU) for weed burning, ice melting, asphalt removal and any other outdoor applications. For use with standard 2010 bar-b-que propane tanks. All steel torch handle and torch head. 10' hose and single flint striker included. Brass control knob will not freeze up in cold weather.

FOR USE WITH PROPANE ONLY.

K-T MINI EXCALIBER AIR PROPANE TORCH

Model No. 31-5014

- 22,500 BTU
- All steel torch handle and head
- Brass control knob won't freeze
- Great Spring and Summer Item
- Use for weed burning and camp fires
- Use with disposable propane tanks
- Great for Campfires

FOR USE WITH PROPANE ONLY.



Regulators

ARGON FLOW METER AND REGULATOR

Model No. 3-7150

Designed for MIG and TIG applications. Flow meter and regulator together provides accurate regulation of gas flow. Preset pressure output at 50 PSIG. Use for Argon and CO₂.



MIG METER ARGON FLOW GAUGE

Model No. 3-7153


Designed for MIG and TIG applications and provide accurate regulation of gas flow. Features include large 2" gauges for easier reading, stem type seat assembly for more reliable seating and precision machined nozzles for optimum flow control. The regulators also feature a sintered bronze inlet filter that keeps out dirt and foreign particles. The bodies are made from extra strength class "A" brass bar stock. Blister packed for easy retail sale. U/L® listed.



INERT GAS OUTLET NUT AND NIPPLE

Model No. 3-7154

Fits K-T 3-7153. Converts regular inert gas outlets to a 1/4" hose nipple.



WORKHORSE REGULATORS

Single stage regulators are designed for performance and reliability in medium to heavy duty gas welding, cutting and heating applications. Large 3-3/4" diaphragm and Victor® style seat mechanism, make this series of regulators true work horses. Self re-seating, external pressure relief valve on oxygen model. Features include large 2" gauges for easier reading, a brass adjusting screw with forged "T" handle and precision machined nozzles for optimum flow control. The regulators also feature a sintered bronze inlet filter that keeps out dirt and foreign particles. The bodies are made from extra strength die-forged brass. U/L® listed.



Model No.	Type
3-7130	Medium Duty Acetylene
3-7135	Medium Duty Oxygen
3-7260	Heavy Duty Acetylene
3-7265	Heavy Duty Oxygen

2" PRESSURE GAUGES

Gauges are U.L. listed and feature a watch-type precision movement. The one piece ring and crystal are shatter resistant and have a protective lip to reduce damage to the face. All models have rear safety blowout case design.

Model No.	Pressure	Type
3-7303	30 lbs.	Acetylene Low Pressure
3-7310	100 lbs.	Oxygen Low Pressure
3-7340	400 lbs.	Acetylene High Pressure
3-7380	4000 lbs.	Oxygen High Pressure





Torch Handles, Cutting Attachments, O-Rings, Mixers



3-7102



3-7252



3-7545



TORCH HANDLES

Torch handle has "in head" gas mixer and two tubes within the torch handle. U/L® listed.

Model No.	Type
3-7102	Medium Duty Victor®
3-7252	Heavy Duty Victor®

TORCH TO HOSE COUPLERS


Model No. 3-7545

For quick connect and release of torch to hose.


3 PC. TORCH KITS

If you're looking to cut metal, this medium duty cutting torch kits is what you need to get the job done. This professional kit consists of a U/L® listed torch handle with torch check valves, as well as a UL listed cutting attachment. It also includes a size 0 cutting tip that will cut up to a ½". The kit will cut up to 6" with larger tips. This torch carries a full 1 year warranty and has been manufactured in an ISO 9001 certified factory.

Model No.	Type
3-7100	Medium Duty Victor®
3-7200	Medium Duty Harris®



3-7105T



3-7255



CUTTING ATTACHMENTS

The cutting heads are designed with a smooth cutting valve for precise easy-on control. Tube mix design can be used with acetylene, propane and other fuel gases. Stainless steel tubes for strength and long life. Dense die forged brass head gives years of service. Double "O" ring design gives quick hand tight and leak free operation. U/L® listed.

Model No.	Type
3-7105T	Medium Duty Victor®
3-7255	Heavy Duty Victor®

VICTOR® STYLE "O" RING KIT

Model No. 3-7105TOR

Replaces "O" rings on K-T Victor® medium duty mixer and torch handles. Contains both small and large "O" rings.



3-7110



3-7111



3-7211

MIXERS

Spiral gas mixers ensure even gas mixtures and flame characteristics. Use with K-T medium or heavy duty welding and heating tips.

Model No.	Type
3-7110	Victor® Medium Duty
3-7111	Victor® Heavy Duty
3-7211	Harris® Medium Duty



Professional OXY-ACETYLENE



K-T Victor® Style Tips

K-T's direct replacement tips are designed specifically for use with OEM apparatus. Made from high quality copper and brass bar stock. Performance tested prior to shipment. K-T's design, workmanship and quality control assure the user of products that will perform better and last longer. The following tips will fit Victor®, Super Range®, Jobber®, All Pro®, and Journeymen outfits.

OXY-ACETYLENE CUTTING TIPS STYLE 3-101

Fits Victor style medium duty torches.

Model No.	Size	Model No.	Size
31-1269	00	31-1272	2
31-1270	0	31-1273	3
31-1271	1	31-1274	4



Oxy-Acetylene



PROPANE CUTTING TIP STYLE 3GPN

Fits Victor style medium duty torches.

Model No.	Size	Model No.	Size
31-1270P	0	31-1272P	2
31-1271P	1	31-1273P	3



Propane

OXY-ACETYLENE WELDING TIP TYPE 13

Mixer not included. Use with K-T 3-7110 mixer. Fits Victor style medium duty torches.

Model No.	Type	Size
31-2002	Medium Duty	2
31-2004	Medium Duty	4
31-2011	Heavy Duty	1
31-2013	Heavy Duty	3



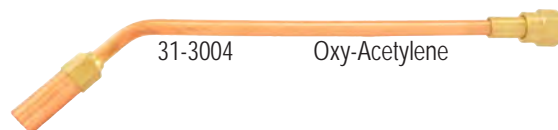
Oxy-Acetylene



K-T/VICTOR HEATING TIP

Includes K-T 3-7110 mixer. Fits Victor style medium duty torches.

Model No.	Type	Size
31-3004	Medium Duty	6



31-3004 Oxy-Acetylene

HEAVY DUTY OXY-ACETYLENE CUTTING TIP

Style 1-101. Fits Victor Journeyman®.

Model No.	Size	Model No.	Size
31-1279	00	31-1282	2
31-1280	0	31-1283	3
31-1281	1		



Oxy-Acetylene



HEAVY DUTY PROPANE CUTTING TIP

Style GPN. Fits Victor Journeyman®.

Model No.	Size	Model No.	Size
31-1280P	0	31-1282P	2
31-1281P	1	31-1283P	3



Propane



HEAVY DUTY OXY-ACETYLENE HEATING TIP

Model No. 31-3018

Includes K-T 3-7111 mixer. Fits Victor Journeyman®. Size 8



Oxy-Acetylene



Harris® Style Tips

K-T's direct replacement tips are designed specifically for use with OEM apparatus. Made from high quality copper and brass bar stock. Performance tested prior to shipment. K-T's design, workmanship and quality control assure the user of products that will perform better and last longer. The following tips will fit K-T's Excalibur medium duty torch kits and Harris® Expert®.



Oxy-Acetylene

HARRIS® STYLE 6290 OXY-ACETYLENE CUTTING TIPS

Model No.	Size	Model No.	Size
32-1100	00	32-1002	2
32-1110	0	32-1003	3
32-1001	1	32-1004	4



Propane

HARRIS® STYLE 6290NX PROPANE CUTTING TIPS

Model No.	Size	Model No.	Size
32-1100P	00	32-1002P	2
32-1110P	0	32-1003P	3
32-1001P	1	32-1004P	4

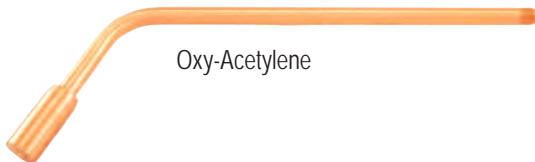


Oxy-Acetylene

WELDING TIPS TO FIT HARRIS® 23-A-90 OXY-ACETYLENE

Mixer not included. Use with K-T 3-7211 mixer.

Model No.	Size
32-2001	1
32-2003	3



Oxy-Acetylene

HEATING TIP TO FIT HARRIS® OXY-ACETYLENE

Model No. 32-3004

Mixer not included. Use with K-T 3-7211 mixer. Size 2.



Smith® Style Tips

K-T's direct replacement tips are designed specifically for use with OEM apparatus. Made from high quality copper and brass bar stock. Performance tested prior to shipment. K-T's design, workmanship and quality control assure the user of products that will perform better and last longer.

SMITH® MC-12 OXY-ACETYLENE CUTTING TIPS

The following tips will fit Smith® medium duty outfits.

Model No.	Size	Model No.	Size
34-1260	0	34-1263	3
34-1261	1	34-1264	4
34-1262	2		



Oxy-Acetylene



SMITH® MC-40 PROPANE CUTTING TIPS

The following tips will fit Smith® medium duty outfits.

Model No.	Size	Model No.	Size
34-1260P	0	34-1262P	2
34-1261P	1		



Propane



SMITH® SC-12 OXY-ACETYLENE CUTTING TIPS

The following tips will fit Smith® heavy duty outfits.

Model No.	Size	Model No.	Size
33-1001	1	33-1003	3
33-1002	2		



Oxy-Acetylene



SMITH® SC-40 PROPANE CUTTING TIPS

The following tips will fit Smith® heavy duty outfits.

Model No.	Size	Model No.	Size
33-1001P	1	33-1002P	2



Propane





Regulator Parts, Hoses



REGULATOR INLET NUT AND NIPPLE SETS

Contains both nut and nipple for various gas regulators that use a 1/4" national pipe thread inlet. 3-7581 can also be used for other fuel gasses, such as Propane.

Model No.	Gas	Type
3-7580	Oxygen	CGA-540
3-7581	Acetylene	CGA-510
3-7582	Argon	CGA-580
3-7583	CO2	CGA-320

NO. 61 FUEL GAS TANK ADAPTOR

Model No. 3-7561

Adapts CGA 300 "COMM" cylinders to CGA-510 "POL" regulators.

TWIN WELDING HOSE

K-T hose is manufactured with intense quality control that far exceeds industry standards. The twin hose exceeds RMA & CGA specifications for type S grade R.

Model No.	Size	Model No.	Size
3-7412	3/16" x 25'	3-7418	3/16" x 50'
3-7460	1/4" x 25'	3-7490	1/4" x 50'



PROPANE TWIN WELDING HOSE

Model No. 3-7405

D1/4" x 25' twin hose specifically designed for use with propane fuel gas. The twin hose exceeds RMA & CGA specifications for type S grade T.

AUTO-RETRACT TWIN WELDING HOSE REEL

Model No. 3-7400

Spring loaded professional grade auto retractable twin hose reel with 1/4" x 50' grade T twin hose. Specifically designed for use with propane fuel gas and acetylene gas. The twin hose exceeds RMA & CGA Type S Grade R. Non warping rigid steel reel. Includes 40' twin lead in hose.





Brass Fittings

BRASS HOSE FERRULES

Designed to fit most brands of twin hose. Can be used with K-T 3-7605 crimping tools to provide a tight seal on twin hose. 4 Pack.

Model No.	Size	Model No.	Size
3-7501	1/4"	3-7502	3/16"



BRASS HOSE NIPPLES

Designed to fit most brands of twin hose. B size. 2 Pack.

Model No.	Size	Model No.	Size
3-7552	1/4"	3-7553	3/16"



BRASS HOSE SPLICERS

Designed to fit most brands of twin hose. B size. 2 Pack

Model No.	Size	Model No.	Size
3-7555	1/4"	3-7556	3/16"



BRASS HOSE COUPLER KIT

Model No. 3-7526

Contains both oxygen and acetylene couplers on one card. Fits both 3/16" and 1/4" hose.



FERRULE TYPE HOSE END REPAIR KITS

Each kit contains all parts necessary to repair hose ends including 2 brass hose ferrules that can be crimped with K-T 3-7605 crimping tool, two hose nipples, one oxygen nut and one acetylene nut.

Model No.	Size	Model No.	Size
3-7565	3/16"	3-7566	1/4"



FERRULE TYPE HOSE SPLICING KITS

Each kit includes 4 brass hose ferrules that can be crimped with K-T 3-7605 crimping tool and two hose splicers.

Model No.	Size	Model No.	Size
3-7568	1/4"	3-7567	3/16"




TORCH END CHECK VALVE SET

Model No. 3-7540

Check valves prevent reverse flow of gases which can cause dangerous mixtures. K-T recommends the use of check valves between the torch and regulators at all times. Contains both oxygen and fuel gas check valves.

Note: Check valves are not flash back arrestors and should not be used as such!





Oxy-Acetylene Tools



LOCK GRIP CRIMPING TOOL

Model No. 3-7605

A very easy and convenient tool to use. Safely crimps ferrule on twin welding hose. Two holes can crimp both 3/16" and 1/4" hose.

TIP DRILL

Model No. 5-0040

Contains 12 high speed steel drill bits (Even No's 52-74). All aluminum collet.

TIP CLEANER KITS

Recommended for use with all brands of standard cutting and welding tips. These tip cleaner kits consist of top quality stainless steel wires. The tapered pilot ends will not damage tip ends. Cleaner numbers and drill sizes are stamped on each case.

Model No.	Length
5-0070	Standard
5-0075	Long

COMBINATION WRENCH

Model No. 5-0120

Combination wrench is 9" long and has a total of 10 openings from 7/16" to 1-1/8" including boxed opening for B and MC acetylene valves and a socket for commercial acetylene cylinders.

"T" WRENCH

Fits Linde®, P.O.L.® and Pyrofax® valve stems. Black oxide finish.

Model No.	Size	Length
5-0122	9/32" (.290" actual opening)	6"
5-0123	3/8" (.390" actual opening)	6"

BAR WRENCH

Model No. 5-0125

No. 5 double ended box wrench for 3/16" B and MC Acetylene valves.

Model No.	Size	Length
5-0125	3/16" (.194" actual opening)	3-1/8"




Oxy-Acetylene Tools

FLINT STRIKERS

Being light weight makes this striker K-T's most popular model. Economical and dependable. Made of high tinsel steel wire, with 3/8" diameter round file and large hood to trap gas for instant ignition. Equipped with 9/64" diameter flint which is set in an aluminum holder. Capable of producing 1500 ignitions before replacement.

Model No.	Type
5-1200	Single Flint Blister Pack
5-1201	Single Flint Bulk
5-1300	Three Flint Blister Packed
5-1301	Three Flint Bulk



FLINT STRIKER RENEWALS

Give extra life to strikers. Fits most standard single and three way flint strikers. Single renewals carded 5 per card in handy plastic holder, three way renewals 4 per package.

Model No.	Type
5-1205	Single Flint Renewals
5-1305	Three Way Flint Renewals



GAS SPARK IGNITER

For use with Acetylene, propane, natural gas, butane and mapp.

Model No.	Type
5-1250	Single Ignitor
5-1250CL	6 Pack on Clip Strip





Welding Helmets and Auto Darkening Helmets



Model No.
4-1002

Model No.
4-1003

Model No.
4-1004

K-T PROFESSIONAL WELDING HELMETS

These durable yet comfortable welding helmets are thinner, tougher and lighter than ordinary helmets. A streamline compact design makes this helmet ideal for getting into tight places. Ratcheting, floating headgear provides protection from jolts. Extra smooth shell deflects sparks and spatter. Flash barrier provides extra protection from "halo" light. Helmets include shade 10 welding plates and clear plastic cover lens. Helmets use standard size filter, cover and impact plates. Meets ANSI Z87.1.

Bulk	
Model No.	Description
4-1002	2 x 4-1/4" Flip Front Helmet - Black
4-1003	4-1/2 x 5-1/4" Fixed Front Helmet - Black
4-1004	4-1/2 x 5-1/4" Flip Front Helmet - Black



Model No.
4-1050



Model No.
4-1051

PRO SERIES AUTO DARKENING HELMET

Model No. 4-1050

This completely redesigned helmet is made of lightweight, molded nylon with a ratcheting headgear and moisture-absorbing lining on the headband. **Customized Fit** - Designed and equipped with a special up/down, forward/backward headband mechanism, reducing fatigue of the head and neck. **Magnifying Lens** - Every K-T Auto Darkening helmet now includes a magnifying lens holder as well as the actual lens itself. **Sensitivity Factor** - The sensitivity adjustment knob is located outside the helmet making it more convenient for the operator while at work. **Variable Shades** - Adjust shade selection from 9 - 13 with the turn of a knob on the outside of the helmet. Shade Guide Table is provided for easy and accurate number selection. **Dark-to-Clear Delay** - Upon striking an arc, the filter automatically changes from clear to dark in only 1/30,000 of a second. Operator sets the delay time for the filter screen to change from dark to clear state - short, medium or long. **Replacement Lenses** - Changing scratched or damaged lenses is fast and easy! Clear outside lens and inside lens are available from K-T Industries. **Dual Purpose** - Set selection on outside of helmet for WELDING or GRINDING. **UV/IR Protection** - Auto-darkening filters provide full protection for the user's eyes and face, even in the light state. The UV/IR protection level is up to Shade 16 (DIN) at all times. Conforms with ANSI and CE safety standards. **Large Lens Size** - Increased field of vision makes it easier to see the working parameter. Model No. 4-1050 measures 3.86" x 1.69". Each has four optical sensors. **Battery and Solar Power** - The helmet is powered by high performance solar cells, and has two built-in, 3V lithium batteries as power back-up. ADF lens turns off automatically after 5 minutes of inactivity to conserve power.

Model No.	Description
4-1050	Pro Series "Metallic Black"
4-1051	Pro Series "Spider"
4-1052	Pro Series "American Steel"



Model No.
4-1052



Professional

SAFETY ACCESSORIES



Auto Darkening Helmets

SELECT SERIES AUTO DARKENING HELMETS

This completely redesigned helmet is made of lightweight, molded nylon with a ratcheting headgear and moisture-absorbing lining on the headband. **Customized Fit** - Designed and equipped with a special up/down, forward/backward headband mechanism, reducing fatigue of the head and neck. **Magnifying Lens** - Every K-T Auto Darkening helmet now includes a magnifying lens holder as well as the actual lens itself. **Sensitivity Factor** - The sensitivity adjustment knob is located outside the helmet making it more convenient for the operator while at work. **Variable Shades** - Adjust shade selection from 9 - 13 with the turn of a knob on the outside of the helmet. Shade Guide Table is provided for easy and accurate number selection. **Dark-to-Clear Delay** - Upon striking an arc, the filter automatically changes from clear to dark in only 1/30,000 of a second. Operator sets the delay time for the filter screen to change from dark to clear state - short, medium or long. **Replacement Lenses** - Changing scratched or damaged lenses is fast and easy! Clear outside lens and inside lens are available from K-T Industries. **Dual Purpose** - Set selection on outside of helmet for WELDING or GRINDING. **UV/IR Protection** - Auto-darkening filters provide full protection for the user's eyes and face, even in the light state. The UV/IR protection level is up to Shade 16 (DIN) at all times. Conforms with ANSI and CE safety standards. **Larger Lens Size** - Increased field of vision makes it easier to see the working parameter. Model Nos. 4-1061, 4-1062, 4-1071, 4-1072, and 4-1073 measure 3.86" x 2.17". Each has four optical sensors. **Battery and Solar Power** - The helmet is powered by high performance solar cells, and has two built-in, 3V lithium batteries as power back-up. ADF lens turns off automatically after 5 minutes of inactivity to conserve power. **Battery Test Button** - Feature located on the inside of the helmet to test the batteries condition.

Model No.	Description
4-1061	Select Series "Skull-Wrench"
4-1062	Select Series "Classic Automotive"
4-1071	Select Series "Flaming Skull"
4-1072	Select Series "Cool Blue"
4-1073	Select Series "Patriotic"



Model No. 4-1061
Skull-Wrench



Model No. 4-1062
Classic Automotive



Model No. 4-1071
Flaming Skull



Model No. 4-1072
Cool Blue



Model No. 4-1073
Patriotic

ELITE SERIES AUTO DARKENING HELMETS

All the features of the Generation II Helmets, now with a larger viewing area of 4.00" x 2.56". Best available high definition optic lens in the industry. Highest rating CE Class 1/1/1/1. **More Variable Shades** - Adjust shade selection from 4 - 13 with the turn of a knob on the inside of the helmet. Includes Magnifying Lens. Each helmet has four optical sensors for better flash detection. **Battery and Solar Power** - The helmet is powered by high performance solar cells, and has one built-in, 3V lithium battery as power back-up. ADF lens turns off automatically after 5 minutes of inactivity to conserve power. **Battery Test Button** - Feature located on the inside of the helmet to test the battery condition.

Model No.	Description
4-1077	Elite Series "Justice"
4-1078	Elite Series "Cool White"



Model No. 4-1077
Elite "Justice"



Model No. 4-1078
Elite "Cool White"



Helmet Headgear, Complete Face Shields



HELMET REPLACEMENT HEADGEAR

Model No. 4-1201

Our best selling ratcheting headgear can be easily tightened or loosened without ever removing the helmet. Ratchet headgear keeps helmet firmly in place during extreme activity. Fits 4-1002, 4-1003, 4-1004, 4-1008, 4-1009.



AUTO-DARKENING REPLACEMENT HEADGEAR

Model No. 4-1202

Ratcheting headgear can be easily tightened or loosened without removing the helmet. Ratchet headgear keeps helmet firmly in place during extreme activity. Headgear fits K-T GEN I 4-1050 4-1070, 4-1071, 4-1072, 4-1073 and 4-1074.



HELMET REPLACEMENT HEADGEAR

Model No. 4-1203

Ratcheting headgear can be easily tightened or loosened without removing the helmet. Ratchet headgear keeps helmet firmly in place during extreme activity. Headgear fits K-T GEN II 4-1050, and 4-1070 series helmets.



HARD HAT ADAPTOR

Model No. 4-2553

Contains everything required to adapt K-T auto darkening helmets to K-T regular brim hard hats.



RATCHET FACE SHIELD HEADGEAR

Model No. 4-2476

The ratchet headgear can be adjusted to 27 sizes. Easily tightened or loosened without removing the visor. Pivot tabs relieve pressure on temples. Soft vinyl sweatband. Adjustable headgear tension and crown strap adjust to four different height positions. Use K-T visors shown below. Exchangeable with Jackson Morsafe®, Huntsman®, Norton® and Bullard® visors. Meets ANSI Z87.1.



COMPLETE FACE SHIELDS

Sturdy, clear windows provide optimum protection from impact and dust. Tinted windows provide additional protection from glare. The ratchet headgear can be easily tightened or loosened without removing the visor. Ratchet headgear keeps the visor firmly in place during extreme activity. Attractive display bag with header. Meets ANSI Z87.1.



Model No.	Description
4-2470	Clear, Ratchet Headgear Complete
4-2471	Tinted, Ratchet Headgear Complete



Professional SAFETY ACCESSORIES



Replacement Face Shield Windows, Cover Lens

REPLACEMENT FACE SHIELD WINDOW

Fits either snap lock headgear or ratchet headgear. Interchangeable with many other brands of visors. Sturdy, clear windows provide optimum protection from impact and dust. Tinted windows provide additional protection from glare. Bound with aluminum for easy molding. Meets ANSI Z87.1.

Model No.	Description
4-2480	Clear Replacement Visor Unbound 9" X 15.5"
4-2481	Tinted Replacement Visor Unbound 9" X 15.5"
4-2487	Clear Replacement Visor Bound 9" X 15.5"
4-2488	Tinted Replacement Visor Bound 9" X 15.5"



CLEAR COVER LENS

Protect more expensive filter plates from pitting and scratches. Replace pitted and scratched lens immediately. Use plastic when possible for safety.


Model No.	Size	Material
4-1100	2 x 4-1/4"	Glass
4-1101	2 x 4-1/4"	Plastic
4-1150	4-1/2 x 5-1/4"	Glass
4-1151	4-1/2 x 5-1/4"	Plastic
4-1193	50 MM	Glass
4-1194	50 MM	Plastic



REPLACEMENT AUTO DARKENING LENS

Replacement lens for K-T auto darkening helmets.

Model No.	Type
4-1189	Elite Series Replacement



CLEAR PLASTIC COVER LENS FOR AUTO DARKENING HELMETS


Protect more expensive filter plates from pitting and scratches. Replace pitted and scratched lens immediately. Use plastic when possible for safety.

Model No.	Type	Style/Fit
4-1177	Cover 2 Pack	Elite Series 4-1077 to 4-1079 4.91" x 4.19" x .040"
4-1178	Inside 2 Pack	Elite Series 4-1077 to 4-1079 2.70" x 4.21" x .040"
4-1182	Cover 2 Pack	Hobart® Style 3.367" x 4.463"
4-1185	Cover 2 Pack	Gen I 4-1050 to 4-1074 3.5" x 4.5"
4-1186	Inside 2 Pack	Select Series 4-1061 to 4-1073 2.28" x 4.21"
4-1187	Inside 2 Pack	Gen I 4-1050 1.8125" x 4.125"
4-1191	Cover 2 Pack	Pro & Select Series 4-1050 to 4-1073 3.88" x 4.85"
4-1192	Inside 2 Pack	Pro Series 4-1050 to 4-1052 1.8125" x 4.2"





Magnifier Lens, Filter Plates



2" x 4-1/4" MAGNIFIER LENS

Ideal for welders wearing bifocals. Almost unbreakable, resists scratching. Ideal optical performance provides welder with a better defined work area. Meets ANSI Z87.1.

Model No.	Description
4-1169	1.50 Magnifier Lens
4-1170	2.00 Magnifier Lens

*Also see new magnifier glasses in Safety glasses section.

FILTER PLATES

Available in different shades for different applications. Shade 4 and 5 are recommended for gas welding or cutting. Shade 9 through 12 are recommended for arc welding. The higher the number the darker the shade and more protection given. For more extreme exposure such as very heavy arc welding use shade 11 or 12. Meets ANSI Z87.1.

2" x 4-1/4" Welding Plates

Model No.	Size	Model No.	Shade
4-1105	No. 5	4-1110	No. 10
4-1108	No. 8	4-1111	No. 11
4-1109	No. 9	4-1112	No. 12

4-1/2" x 5-1/4" Welding Plates

Model No.	Shade	Model No.	Shade
4-1158	No. 8	4-1160	No. 10
4-1159	No. 9	4-1161	No. 11

50 MM Welding Plates (Sold in Pairs)

For use with the 4-2360 goggles.

Model No.	Shade
4-1197	No. 5

GOLD FILTER PLATES

All of the shading properties plus the following big advantages. The gold lens reflects as much as 90% of radiated heat of welding arc which keeps the welding helmet much cooler. This allows the welder to work longer and more efficiently. The gold also reduces glare which reduces eye strain. Meets ANSI Z87.1.

Model No.	Size	Shade
4-1130	2" x 4-1/4"	No. 10 Gold Filter
4-1165	4-1/2" x 5-1/4"	No. 9 Gold Filter
4-1166	4-1/2" x 5-1/4"	No. 10 Gold Filter

SHADE SELECTION CHART			
SHADE SELECTION FOR GAS WELDING			
Shade No.	Application		
4	Welding and brazing up to 70 Ltr Acetylene/ hour, flame cutting up to 900 Ltr Oxygen/ hour, steel or grey cast iron welding, light alloy welding.		
*5	General Welding and brazing with 70 to 200 Ltr Acetylene/hour, general flame cutting with 900 to 2,000 Ltr Oxygen/hour.		
6	Heavy Welding and brazing with 200 to 800 Ltr Acetylene/hour, heavy flame cutting up to 2000 to 4000 Ltr Oxygen/hour.		
7	Very heavy Welding and brazing with over 800 Ltr Acetylene/ hour, very heavy flame cutting from 4000 to 8000 Ltr Oxygen/ hour.		
*8	Extremely heavy flame cutting over 4000 to 8000 Ltr Oxygen/ hour.		
SHADE SELECTION FOR ELECTRIC WELDING			
Shade No.	Plasma	Mig	Arc
*9			20-39A
*10		80-99A	40-79A
*11	50-149A	100-174A	80-174A
12	150-249A	175-249A	175-299A
*The most popular selling shades			





Professional SAFETY ACCESSORIES



Goggles

SOFT SIDE GOGGLES

Perfect for general oxy-acetylene welding and cutting. These goggles carry a shade 5 filter plate. The well-proportioned frame is made of the highest quality soft vinyl. Soft green opaque frame seals out light leaks. Light weight for longer comfort. Hooded vents are featured for air circulation and seals out all light. Fits over RX glasses. Meets ANSI Z87.1.

Model No.	Size	Type
4-2300	2 x 4-1/4"	Fixed Front
4-2305	2 x 4-1/4"	Flip Front
4-2362	50 mm	Fixed Front
4-2363	50 mm	Flip Front



CUP GOGGLES

Model No. 4-2360

The one piece molded plastic cups are flame resistant. Well vented hard plastic eye cups. Includes No. 5 filter plate. Clam shell packaged. Meets ANSI Z87.1.



ELASTIC HEADBAND FOR GOGGLES

Model No. 4-2411

Elastic headbands are carded 4 to a card. Replace worn head band for safety. Works for just about all goggles sold.



PERFORATED SAFETY GOGGLES

Perforated frame for general industrial conditions. Can be worn with almost any prescription glasses. Soft vinyl frames make the goggle comfortable for hours. Clam shell packaged. Tinted not for oxy-acetylen welding. Meets ANSI Z87.1.

Model No.	Type
4-2400	Clear
4-2305	Tinted





Goggles, Hard Hats, Breath Protection



CLEAR INDIRECT VENT CHEMICAL SAFETY GOGGLES

Model No. 4-2405

Frames have hooded and screened vents for acid and splash conditions. Can be worn with almost any prescription glasses. Soft vinyl frames make the goggle comfortable for hours. Clam shell packaged. Meets ANSI Z87.1.



FOG FREE CLEAR INDIRECT VENT CHEMICAL SAFETY GOGGLES

Model No. 4-2409

Special fog free lens is excellent when fogging conditions exist. Frames have hooded and screened vents for acid and splash conditions. Professional quality. Tough polycarbonate lens. Can be worn with almost any prescription glasses. Soft vinyl frames make the goggle comfortable for hours. Adjustable elastic headband. Meets ANSI Z87.1. and complies with OSHA regulations for face and eye protection.



HARD HATS

6-Point ratchet Nylon Suspension. Pinlock nylon suspension can be adjusted and locks for a secure, hassle free fit. Lightweight polyethylene with impact-absorbing ridges. Universal accessory slots fit most cap mounted ear muffs. Soft brow band is washable and reusable. Meets ANSI Z89.1-2003 Standard, Type 1, Class G & E



Model No.	Color
4-2500	White
4-2550	Yellow

FULL BRIM HARD HATS

Four point nylon strap suspension. Pinlock nylon suspension can be adjusted and locks for a secure, hassle free fit. Lightweight polyethylene with impact-absorbing ridges. Universal accessory slots fit most cap mounted ear muffs. Soft brow band is washable and reusable. Meets ANSI Z89.1-2009 Standard, Type 1, Class G & E. Manufactured in the USA.

Model No.	Color
4-2502	Full Brim White
4-2552	Full Brim Yellow



DISPOSABLE DUST MASKS

This featherweight dust mask needs only an elastic band to hold it. Adjustable nosepiece provides a comfortable and tight fit. It should be worn with glasses and face protection. The dust mask protects from nontoxic nuisance dust only. Suitable for home do-it-yourself projects.

Model No.	Pack
4-3300	5 Pack
4-3305	50 Pack



Safety Glasses, Safety Glasses Display

VISITOR SAFETY GLASSES

These stylish plastic frame spectacles, which fit 95% of potential wearers, incorporate a new design that provides maximum eye protection and comfort at a great value. Meets ANSI Z87.1.

Model No.	Lens
4-2460	Clear
4-2461	Tinted



K-T HYTREL® INNER FRAME SAFETY GLASSES Model No. 4-2432

Safety glasses feature a tough Polycarbonate outside frame, optically correct anti-fog lens and a special Hytrel® inner frame that provides strength and durability. EVA foam and ratchet action temple provide both a comfortable fit and additional protection. Replaceable elastic strap included. Meets ANSI Z87 + U6L.



WRAP AROUND SAFETY GLASSES

K-T's Wraparound Safety Glasses offer a winning combination of protection, style and comfort. The lightweight design temples assure superior fit. Optically correct, polycarbonate lens is distortion-free and impact resistant. Dual wraparound 9.75 base lens provides a nearly perfect orbital seal to enhance safety and performance. Meets ANSI Z87.1. Sold in packages of 12 only.

Model No.	Lens
4-2420	Clear
4-2421	Smoke
4-2422	Amber
4-2423	Silver Mirror



SAFETY GLASSES DISPLAY CASE

Model No. 4-2419

This display case is designed to hold 18 pairs of K-T bulk wrap around glasses. Comes with 12 pairs of 4-2420, 4-2421, 4-2422 and 4-2423.

ULTRA FASHION SAFETY GLASSES

K-T's Ultra Fashion Safety Glasses feature a 9.75 base lens curve for excellent optics and protection. Premium polycarbonate lens provides impact resistance. The telescoping temple length adjustment and gel nosepiece allows a precise fit and an all day comfort. Meets ANSI Z87.1 and Mil-PRF-31013 Ballistic

Model No.	Frame	Lens
4-2436	Black	Clear
4-2437	Black	Tint
4-2438	Black	Mirror
4-2439	Camo	Amber
4-2456	Black	Shade 5





Safety Glasses



WRAP AROUND SAFETY GLASSES

K-T's Wraparound safety glasses offer a winning combination of protection, style and comfort. The lightweight design and rubber-tipped temples assure superior comfort and fit. Optically correct, polycarbonate lens is distortion-free and impact resistant. Dual wraparound 9.75 base lens provides a nearly perfect orbital seal to enhance safety and performance. Meets ANSI Z87.1.

Model No.	Lens
4-2450	Clear Indoor/Outdoor
4-2455	Tinted

FASHION SAFETY GLASSES WITH NECKCORD

Clear lenses are coated to help provide scratch resistance for longer wear and sharp visibility. Soft rubber temples and nosepiece allow all day comfort for both men and women. All models include a neck cord to conveniently hang glasses around the neck. Meets ANSI Z87.1. (Tinted or mirrored glasses are not for welding.)

Model No.	Color	Lens
4-2459	Black	Clear
4-2464	Black	Tinted
4-2465	Black	Mirrored

CAMO FASHION SAFETY GLASSES

Clear lenses are coated to help provide scratch resistance for longer wear and sharp visibility. Soft rubber temples and nosepiece allow all day comfort for both men and women. Meets ANSI Z87.1. (Tinted or mirrored glasses are not for welding.)

Model No.	Color	Lens
4-2434	Camo	Indoor/Outdoor
4-2435	Camo	Brown Tinted

K-T POLARIZED LENS SAFETY GLASSES

Model No. 4-2457

K-T's Smoke-shade polarized lens blocks 99.9% of harmful UV rays and provides superior glare control in bright outdoor conditions. A built-in ventilation channel between the frame and lens gives extra fog control, while the polycarbonate lens provides impact resistance. The 4-Position temple length and 5-Position lens angle adjustments allow for a customized fit. Lightweight design and a non-slip, rubber nose pad give all day comfort. Meets ANSI Z87.1.

K-T RSx BIFOCAL 2.0 SAFETY GLASSES

Model No. 4-2458

Bifocal safety glasses offer all the protection of regular safety glasses, but eliminate the need to wear reading glasses under your safety glasses! Our clear, polycarbonate lens features a Diopter +2 magnification molded into the lower lens, giving you impact resistance and increased reading power all in one. Rubber-tipped temples and soft rubber nose pad allow all day comfort. Meets ANSI Z87.1.

STANDARD	IMPACT SPEED	CABLBER / SIZE
ANSI Z87.1 +	150 feet / second	0.25 inch diameter
High Velocity	45 meters / second	steel ball (25 caliber)
Mil-PRF-31013	640-660 feet / second	0.15 inch diameter
VO Ballistic	195 meters / second	steel projectile (15 caliber)





Hearing Protection

COMFORT FIRST EAR PLUGS

Disposable one size fits all hearing protection. K-T ear plugs are easy to roll, which help them conform to a wide variety of different sized ear canals, providing excellent noise reduction. Made of PU-foam material. CE:EN352-2;SNR=37DB ANSI:S3.19; NRR=32DB

Model No.	Type
4-6100	Disposable 10 Pairs
4-6101	Disposable 200 Pairs
4-6102	Disposable 20 Pairs
4-6103	Disposable Corded 200 Pairs
4-6104	Disposable Corded 5 Pairs

REUSABLE EAR PLUGS

Reusable medium ear plugs conform to each ear for excellent noise seal. Sold carded 1 per card.

Model No.	Type	NRR
4-6110	Single Flange	31 db
4-6115	Triple Flange w/ Case	26 db
4-6116	Triple Flange Corded w/ Case	26 db

OVER THE HEAD EAR PLUGS

Model No. 4-6120

Over the head medium triple flange ear plugs. Excellent noise reduction. Sold display bagged 1 per display.

EAR MUFFS

Model No. 4-6150

Light weight comfortable fit. Soft foam lined ear cups equalize pressure. Ball and socket joining for adjustable fit. Dielectric, contains no metal parts that may conduct electricity. Can be worn over the head, under the chin or behind the head. Rotating ear cups limit chafing and irritation. The NRR is 27 decibels.

DELUXE EAR MUFFS

Model No. 4-6200

Light weight comfortable fit. Soft foam lined ear cups and headband equalize pressure. Ball and socket joining for adjustable fit. Dielectric, contains no metal parts that may conduct electricity. Can be worn over the head, under the chin or behind the head. Rotating ear cups limit chafing and irritation. The maximum NRR is 32 decibels.





Head Protection

BLACK QUILTED CAPS

Model No. 4-3150

Black quilted, flat crowned cap. Firm brimmed. Flame-retardant material. Size medium.



WELDERS CAPS

High crowned cap. Soft brimmed. Flame-retardant material.

Model No.	Size	Type	Print	Order Qty.
4-3122	Medium	Canvas	Various	1
4-3123	Large	Canvas	Various	1
4-3125	One-Size-Fits-All	Canvas	Various	1
4-3126	One-Size-Fits-All	Canvas	Patriotic	1
4-3127	One-Size-Fits-All	Cotton	Various	12 Pc. clip
4-3128	One-Size-Fits-All	Canvas	Camo	1

PATRIOTIC PRINT WELDERS BEANIE

Model No. 4-3135

Stars and stripes various sizes. Flame-retardant material.

DOO RAG BANDANAS

One size fits all. Flame retardant material.

Model No.	Type
4-3130	Various Prints
4-3131	Patriotic
4-3132	Camouflage

WINTER LINER

Model No. 4-3140

Makes caps and hats warm and comfortable to wear in the coldest weather. Flame-retardant material is preshrunk and washable. All dielectric design with no metal snaps. Universal size with adjustable Velcro chin strap.





Professional SAFETY ACCESSORIES



Gloves

LEATHER PALM WORK GLOVE

Model No. 4-5000

Tough, durable and comfortable glove. Our leather palm work glove features heavy, side split cowhide on the palm, thumb and index finger, finger tips and knuckle strap. Great hand protection at a great value.

LEATHER PALM WORK GLOVE

Model No. 4-5002

Tough, durable and comfortable glove. Our leather palm work glove features heavy, side split cowhide on the palm, thumb and index finger, finger tips and knuckle strap. Great hand protection at a great value.

PREMIUM MIG WELDERS GLOVE

Model No. 4-5030

Top quality leather. All seams are sewn with Kevlar thread. Very comfortable glove with pliable leather where mig handle is held, and enhanced insulation throughout the rest of the glove. The glove will provide long lasting protection and wear.

PREMIUM PIG SKIN WELDERS GLOVE

Model No. 4-5032

A premium choice for comfort, durability, and protection. Ideal for almost any job. Quality leather makes this glove a great all around choice and superb value. Oil and weather resistant pig grain. Fully DuPont™ thread for superior seam strength. K-T's flame retardant lining provides for extra comfort and protection.

WELDERS GLOVE

A premium choice for comfort, durability, dexterity and protection. Ideal for almost any job. Quality leather makes this glove a great all around choice and superb value. Tight comfortable fit keeps you protected from heat, sparks, and slag for hours even when doing fine detail work. Lock stitched with Kevlar thread for added strength and durability.

Model No.	Type
4-5033	Pig Skin
4-5035	Goat Skin

GREY WELDING GLOVE

Model No. 4-5005

A very good quality, standard welding glove. Gunn pattern, one piece back, fully lined and welted with wing thumb. Large size to fit most hands.

RUSSET WELDING GLOVE

Model No. 4-5010

K-T's most popular glove featuring high quality shoulder leather with reinforced palm patch. A very comfortable glove with popular styling, including semi-soft lining. The glove will provide long lasting service and protection.





Gloves, Leathers, Flame Retardant Clothing



PREMIUM GRADE BLUE WELDING GLOVE

Model No. 4-5020

Professional welders glove. Top quality leather with Kevlar thread in all seams and reinforced palm patch. A very comfortable glove with popular styling, including semi-soft lining. The glove will provide long lasting service and protection.



PREMIUM GRADE BLACK WELDING GLOVE

Model No. 4-5025

Top quality shoulder split cow hide leather provides a tough and durable glove. The soft cotton lining keeps hands cool while welding. Kevlar thread and reinforced palm patch gives this pair of gloves a long life. This premium glove will provide long lasting service and protection.



LEATHER WAIST APRON

Model No. 4-5110

This apron features heavy duty one-piece construction. The "no seams" design provides extra durability. 24" wide x 24" long.



LEATHER WELDING APRON

Model No. 4-5115

This welding apron is made of heavy duty suede leather. The one-piece design provides extra durability. The brass grommets will not slip. Comfortable tie straps remain in place. 24" wide x 36" long.



X-LARGE LEATHER CAPE AND SLEEVES

Model No. 4-5123

Made of heavy duty suede leather. The most versatile and popular welding garment. It provides protection where it is needed most; at the arms and upper body. 14" bib offers full coverage.



WELDERS SAFETY SLEEVE CLOTH

Model No. 4-5205

K-T's welders safety flame retardant sleeve cloth features material that will retain flame retardancy for dozens of home washings.



FLAME RETARDANT JACKET

Model No. 4-5223

K-T's flame retardant jacket features material that will retain flame retardancy for dozens of home washings. Dielectric and insulated snaps along with velcro to enhance fit and safety.



WIRE BRUSH SAFETY INFORMATION

IMPORTANT:

All operators must read this information thoroughly and completely before using a power brush!

WARNING: In normal power brushing operations, the material being removed, such as burrs, scale, dirt, weld slag, or other residue, will fly off the brush with considerable force along with the brush filaments which break off due to fatigue.

The potential of serious injury exists for both the brush operator and others in the work area (possible 50 or more feet from the brush). To protect against this hazard, operators and others in the area must wear SAFETY GOGGLES or FULL FACE SHIELDS WORN OVER SAFETY GLASSES WITH SIDE SHIELDS, along with PROTECTIVE CLOTHING.

You must follow all operator and safety instructions, as well as common safety practices which will reduce the likelihood or severity of physical injury.

SUMMARY - POWER BRUSH SAFETY REQUIREMENTS

1. SAFETY GOGGLES:

Safety goggles or full face shields worn over safety glasses with side shields MUST BE WORN by ALL OPERATORS and OTHERS IN THE AREA OF POWER BRUSH OPERATIONS.

Comply with the requirements of ANSI Z87.1 1979 "Occupation Eye and Face Protection."

2. GUARDS:

Keep all machine guards in place.

3. SPEEDS

Observe all speed restrictions indicated on the brushes, containers, labels, or printed in pertinent literature. "MSFS" or "Max. SFS" means Maximum Safe Free Speed (R.P.M.) - spinning free with no work applied. For reasons of safety, the "MSFS/Max. SFS" - should not be exceeded under any circumstances.

4. SAFETY STANDARDS:

Comply with the Safety Standards of the Industrial Division of the American Brush Manufacturers' Association and the American National Standards Institute Standard ANSI B165.1-1985 "Safety Requirements - Power Brushes" and ANSI B165.2 - 1982 "Safety Requirements - Power Brushes - Wood, Plastic, or Composition Hubs."

5. PROTECTIVE EQUIPMENT:

Appropriate protective clothing and equipment (such as gloves, respirator, etc.) must be used where the possibility of injury exists which can be prevented by such clothing and equipment.

WARNING

Failure to observe safety precautions may result in injury.

AVAILABILITY OF ANSI STANDARDS

In this catalog, reference is made to these ANSI Standards: ANSI B-165.1-1985, ANSI B165.2, ANSI Z87.1-1979. Copies of these standards are available at public libraries and from the American National Standards Institute, Inc. (ANSI), 1430 Broadway, New York, NY 10018; or American Brush Manufacturers' Association, 1900 Arch Street, Philadelphia, PA 19103 (B165.1 and B165.2 only).

SAFETY INFORMATION AND USAGE RECOMMENDATIONS

Many brush manufacturers mark some safety warnings, recommendations and usage restrictions directly on the product. It is not always practical to include even the most limited safety information on the brush itself. Therefore, the operator MUST READ and FOLLOW all instructions supplied in or on the product container as well as those marked on the product itself. The operator should also refer to the safety and operating information printed in the brush manufacturers catalog and other literature.

BRUSHING PROBLEMS:

DO NOT ALLOW UNSAFE CONDITIONS TO CONTINUE

Occasionally, due to a worn bearing, a bent spindle, an unusual application, operator abuse, or inappropriate use, a brush may fail. A brush which is not received in acceptable condition for trouble-free operation may also fail. Do not use or continue to use a failed brush or one which is functioning improperly (i.e. throwing filaments, out-of-balance, etc.), as this increases the possibility for further brush failure and hazard of injury. The cause of the failure should be evaluated and corrected.

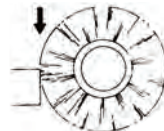
PRESSURE:

Avoid excessive pressure when using a power brush. Excessive pressure causes over bending of the filaments and heat buildup resulting in filament breakage, rapid dulling, and reduced brush life. Instead of greater pressure on a brush, it is suggested that you try: (1) a brush with a more aggressive cutting action (increased wire size, decreased filament length, change to a different brush type, i.e. knot type instead of crimped wire type), or (2) higher speed (increased R.P.M., increased brush diameter.) IMPORTANT NOTE: Never exceed the recommended MAXIMUM SAFE FREE SPEED R.P.M. (MSFS/Max SFS) rating of the brush. See fig. 1.

Apply work to brush, or vice versa, in such a way that as much of the brush face as possible is in full contact with the work. Applying the work to the side or edge of the brushing tool will result in wire breakage and shorten brush life.

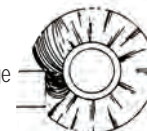
CORRECT:

Tips doing the work



INCORRECT:

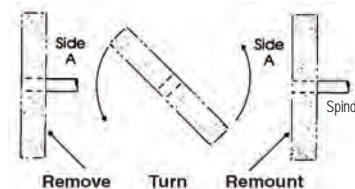
Excessive pressure can cause wire breakage



SELF-SHARPENING:

When using wire wheel brushes, periodically reverse the direction of rotation to take advantage of the self-sharpening action that will result.

Simply remove the brush from the spindle and turn it side for side; remount securely. See figure to the right.



BRUSH DIAMETER; WIRE SIZE

Whenever feasible use the largest diameter brush that will fit the equipment being used. We recommend using as fine of wire as possible that will perform the job satisfactorily, this usually results in longer brush life. Greater wire fatigue and breakage is more likely to occur when coarser wire is used.



SMALL DIAMETER WHEELS

WHEEL THICKNESS	WHEEL USES
.045"	Fast cut/SSL
1/16"	General purpose, steel
1/8"	Longer lasting, steel

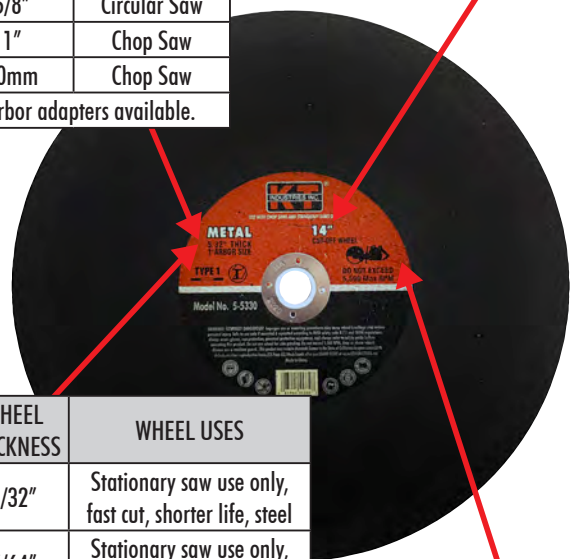


ARBOR SIZE	CORRECT TOOL
1/4"	Die grinder
3/8"	Die grinder
5/8"	Right angle grinder
7/8"	Right angle grinder
Arbor adapters available.	

COLOR	WHEEL USES
Yellow	Fast Cut Steel/ SSL
Red	Steel
Green	Masonry

LARGE DIAMETER WHEELS

ARBOR SIZE	CORRECT TOOL
5/8"	Circular Saw
1"	Chop Saw
20mm	Chop Saw
Arbor adapters available.	



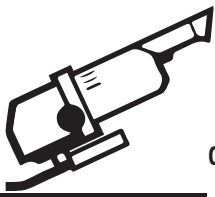
WHEEL THICKNESS	WHEEL USES
3/32"	Stationary saw use only, fast cut, shorter life, steel
7/64"	Stationary saw use only, general purpose, steel
1/8"	Stationary saw use only, longer lasting, steel
3/32"	Can use on portable saw, steel

COLOR	WHEEL USES
Red	Steel
Green	Masonry

WHEEL TYPES



FLEXIBLE GRINDING WHEELS




As the wheel warms up it becomes flexible to allow higher contact area and conform to uneven surfaces.



WHY CHOOSE A FLAP DISC?

Flap discs wear down very gradually over time and have a higher surface area. Although the initial cost is higher flap discs are much more economical than sanding discs because of the long use life. High density wheels have longer abrasive pads, lasting much longer.

BLUE ZIRCONIA



- USE FOR HARDER METALS SUCH AS STEEL AND SSL
- REQUIRES MORE PRESSURE

ALUMINUM OXIDE



- USE FOR SOFTER METALS, WOOD, AND PLASTIC
- PROVIDES MORE EVEN AND GENTLE SANDING

CERAMIC



- USE FOR HARDER METALS SUCH AS ALUMINUM, SSL, TITANIUM, AND BRONZE
- SPECIAL COATING FOR HARD USE.



Professional

ABRASIVES/BRUSHES



Power Brushes

4" NARROW FACED KNOT WHEEL BRUSH

Model No. 5-3345


The narrow bead faced brush is the perfect brush for cleaning weld beads and other applications where a narrow bead (3/16") is needed. Commonly used where piping, tubing and fittings are joined. Heavy duty construction for heavy duty use. 11,000 max RPM. 5/8-11 Arbor.



4" COARSE WIRE WHEEL BRUSH

Model No. 5-3340

The coarse bead faced brush is the perfect brush for fast cleaning of weld beads where speed is needed. Covers more area faster than narrow faced brushes. Commonly used where piping, tubing and fittings are joined. Heavy duty construction for heavy duty use.



MEDIUM FACED KNOT WHEEL BRUSHES

Perfect for fast cleaning of weld beads where speed is needed. Covers more area faster than narrow faced brushes. Commonly used where piping, tubing and fittings are joined. Heavy duty construction for heavy duty use.

Model No.	Dia.	Arbor	MAX RPM
5-3350	4"	5/8"-11	11,000
5-3351	4"	M10 x 1.25	11,000
5-3320	6"	5/8"-11	11,000
5-3321	6"	5/8"-1/2" (No Threads)	11,000



BENCH GRINDER WHEEL BRUSHES

Fits most bench grinders. All brushes have coarse wire.

Model No.	Diameter	Face	Arbor	MAX RPM
5-3325	6"	Medium	1/2-5/8"	6,000
5-3330	6"	Wide	1/2-5/8"	6,500
5-3335	8"	Medium	1/2-5/8"	6,000



2 Pc. ARBOR ADAPTOR SET

Model No. 5-3450

Adapts 5/8-11 hubs to metric hub. A terrific inventory cost saver. Includes 5/8"-11 to M10 x 1.25 and 5/8" 11 to M10 x 1.5.

NOW
2 ADAPTORS
1 SET






Power Brushes

CRIMPED CUP BRUSHES

Cup brushes are designed to reach into angles and corners, thoroughly cleaning irregular shapes and surfaces. Crimped wire cup brushes are used for lighter jobs and areas where greater brush flexibility is needed. Excellent for flat surface and edge cleaning.



Model No.	Diameter	Arbor	MAX RPM
5-3425	3"	M10 x 1.25	12,500
5-3426	3"	M10 x 1.50	12,500
5-3427	3"	1/2" x 13	12,500
5-3428	3"	M14 x 2	12,500
5-3435	3"	5/8-11	12,500
5-3145	4"	5/8-11	8,500
5-3155	5"	5/8-11	6,500
5-3166	6"	5/8-11	5,000

KNOT CUP BRUSHES

Cup brushes are designed to reach into angles and corners, thoroughly cleaning irregular shapes and surfaces. Knot brushes can withstand more severe usage than crimped wire brushes. Knot brushes are useful for removing weld scale, rust, old paint and corrosion.



Model No.	Diameter	Arbor	MAX RPM
5-3410	2-3/4"	M10 x 1.25	12,500
5-3411	2-3/4"	M10 x 1.50	12,500
5-3412	2-3/4"	1/2" x 13	12,500
5-3413	2-3/4"	M14 x 2	12,500
5-3415	2-3/4"	5/8-11	12,500
5-3245	4"	5/8-11	8,500
5-3265	5"	5/8-11	6,500
5-3266	6"	5/8-11	5,500

4" DOUBLE ROW KNOT CUP BRUSH

Model No. 5-3246

Heavy duty brush for extremely harsh cleaning conditions. Double blister package.





Professional

ABRASIVES/BRUSHES



Power Brushes, 4 Pc. Clean Up Brush Set

CRIMPED END BRUSHES

Great for hard to reach areas. Fine or coarse for varying degrees of cleaning.

Model	Dia.	Type	Shaft	Max RPM
5-3362	3/4"	Coarse	1/4" Shank	4,500
5-3363	3/4"	Fine	1/4" Shank	4,500
5-3364	1"	Coarse	1/4" Shank	4,500
5-3365	1"	Fine	1/4" Shank	4,500
5-3382	1"	Coarse	1/4" Hex	4,500
5-3383	1"	Fine	1/4" Hex	4,500
5-3386	2"	Coarse	1/4" Hex	4,500



KNOT END BRUSHES

Great for cleaning hard to reach areas. Perfect for harsh cleaning conditions.

Model	Dia.	Type	Shaft	Max RPM
5-3366	3/4"	Coarse	1/4" Shank	4,500
5-3367	1"	Coars	1/4" Shank	4,500



UTILITY CUP END BRUSHES

Great for the Do-It-Yourself person. 1/4" shank fits most drills. Max RPM 4,500.

Model	Dia.	Type	Shaft	Max RPM
5-3375	1-3/4"	Coarse	1/4" Shank	4,500
5-3377	2-3/4"	Fine	1/4" Shank	4,500
5-3378	2-3/4"	Coarse	1/4" Shank	4,500
5-3394	2"	Fine	1/4" Hex	4,500
5-3395	2"	Coarse	1/4" Hex	4,500
5-3396	3"	Coars	1/4" Hex	4,500
5-3397	3"	Fine	1/4" Hex	4,500



UTILITY CIRCULAR END BRUSHES

Great for the Do-It-Yourself person.

Model	Dia.	Type	Shaft	Max RPM
5-3370	3"	Coarse	1/4" Shank	4,500
5-3371	3"	Fine	1/4" Shank	4,500
5-3372	1-1/2"	Coarse	1/4" Shank	4,500
5-3374	2"	Coarse	1/4" Shank	4,500
5-3388	3"	Coarse	1/4" Hex	4,500
5-3389	3"	Fine	1/4" Hex	4,500
5-3390	4"	Coarse	1/4" Hex	4,500
5-3391	4"	Fine	1/4" Hex	4,500



4 Pc. END BRUSH CLEAN UP SET

Model No. 5-3005

Excellent for removing paint, rust or other unwanted material from areas that are difficult to reach. Mounted on 1/4" shanks to fit most drills or other tools with chucks. Includes the following: 3" Crimped Wire Wheel Brush, 3/4" Crimped End Brush, 2" Crimped Wire Cup Brush and 3" Flap Wheel.



Grinding Wheels



TYPE 27 METAL DEPRESSED CENTER GRINDING WHEELS

Made with resin bond and are fully reinforced with fiberglass for safety at high speeds. Wheels are two-ply fiberglass reinforced for maximum strength. K-T wheels have a balanced design for long life, efficiency and safety in grinding jobs.

Model No.	Size	Arbor	Type	Qty	RPM
5-4225	4-1/2 x 1/4	7/8	27	5 Pack	13,300
5-4240	4 x 1/4	5/8	27	25	19,000
5-4241	4 x 1/8	5/8	27	25	19,000
5-4245	4-1/2 x 1/4	7/8	27	25	13,300
5-4246	4-1/2 x 1/8	7/8	27	25	13,500
5-4250	5 x 1/4	7/8	27	25	12,200
5-4270	7 x 1/4	7/8	27	25	8,500
5-4271	7 x 1/8	7/8	27	25	8,500

TYPE 27 METAL GRINDING WHEELS WITH HUB

K-T type 27 depressed center wheels with 5/8"-11 hub. They are made with resin bond and are fully reinforced with fiberglass for safety at high speeds. Wheels are two-ply fiberglass reinforced for maximum strength. K-T wheels have a balanced design for long life, efficiency and safety in grinding jobs.

Model No.	Size	Arbor	Type	Qty	RPM
5-4247	4-1/2 x 1/4	5/8-11	27	10	13,300
5-4470	7 x 1/4	5/8-11	27	10	8,500
5-4471	7 x 1/8	5/8-11	27	10	8,500
5-4490	9 x 1/4	5/8-11	27	10	6,500

TYPE 28 DEPRESSED CENTER METAL GRINDING WHEEL WITH HUB

K-T type 28 depressed center wheels with 5/8"-11 hub. They are made with resin bond and are fully reinforced with fiberglass for safety at high speeds. Wheels are two-ply fiberglass reinforced for maximum strength. K-T wheels have a balanced design for long life, efficiency and safety in grinding jobs.

Model No.	Size	Arbor	Type	Qty	RPM
5-4670	7 x 1/4	5/8-11	28	10	8,500

TYPE 27 ALUMINUM GRINDING WHEEL

Designed to be used on aluminum.

Model No.	Size	Arbor	Type	Qty	RPM
5-4232	4-1/2 x 1/4	7/8	27	10	13,300
5-4235	7 x 1/4	5/8-11	27	10	8,500



Professional

ABRASIVES/BRUSHES



Grinding Wheels, Cut Off Wheels, Mandrel, Cut Off Wheel Kit

FLEXIBLE METAL GRINDING WHEELS

As grinding wheels warm up they become flexible. Wheels are two-ply fiberglass reinforced for maximum strength, yet still give the effect of a resin fibre disc. K-T wheels have a balanced design for long life, efficiency and safety in grinding jobs. Wheels are 1/8" thick.

Model No.	Size	Arbor	Type	Qty	RPM
5-4260	4 x 36 grit	5/8	27	10	13,500
5-4262	4-1/2 x 36 grit	7/8	27	10	13,300
5-4263	4-1/2 x 60 grit	7/8	27	10	13,300
5-4264	7 x 36 grit	7/8	27	10	8,500
5-4265	7 x 60 grit	7/8	27	10	8,500



TYPE 27 MASONRY GRINDING WHEELS

Made with silicone carbide with two fiberglass reinforcements for maximum strength and clean grinding. Designed not to load up. Available in different sizes.

Model No.	Size	Arbor	Qty	Max RPM
5-4230	4 x 1/4	5/8	25	15,000
5-4231	4-1/2 x 1/4	7/8	25	13,300
5-4233	7 x 1/4 w/hub	5/8-11	10	8,500



TYPE 27 GRIT A60 REINFORCED CUT OFF WHEELS

K-T's reinforced cut off wheels are resin bonded and reinforced with fiberglass to assure the highest quality and safety. This wheel is formulated for high performance cutting and grooving.

Model No.	Size	Arbor	Qty	Max RPM
5-5248	4-1/2 x .090"	7/8"	10	13,300
5-5249	4-1/2 x .045" Premium Metal and Stainless Steel	7/8"	10	13,300



MANDREL FOR SMALL CUTTING WHEELS


Model No. 5-5300

Fits both 1/4" and 3/8" arbores grinding wheels. Has 1/4" shank.

10 PC. 1" TO 20MM ARBOR BUSHING

Model No. 5-5302

Reduces abrasive wheels with 1" arbors to 20 mm. Pack of 10.



CUT OFF WHEEL KIT

Model No. 5-5400

Three 3" cut off wheels and drill adaptor mandrel included in this set. Wheels measure 1/16" x 1/4", 1/32" x 1/4" and 1/8" x 1/4".





Cut Off Wheels

TYPE 1 REINFORCED CUT OFF WHEELS

K-T's reinforced cut off wheels are resin bonded and reinforced with fiberglass to assure the highest quality and safety. These wheels are formulated for high performance cutting and grooving.



Model No.	Size	Qty	Max RPM
5-5227	3 x 1/32 x 1/4	10	25,000
5-5228	3 x 1/16 x 1/4	10	25,000
5-5229	3 x 1/8 x 1/4	10	25,000
5-5230	3 x 1/16 x 3/8	10	25,000
5-5231	3 x 1/8 x 3/8	10	25,000
5-5233	3 x .040 x 3/8 Premium Metal and Stainless Steel	10	25,000
5-5237	4 x 1/32 x 3/8	10	19,000
5-5238	4 x 1/16 x 3/8	10	19,000
5-5239	4 x 1/8 x 3/8	10	19,000
5-5240	4 x 1/16 x 5/8	10	15,000
5-5241	4 x 1/8 x 5/8	10	19,000
5-5243	4 x .040 x 5/8 Premium Metal and Stainless Steel	10	19,000
5-5245	4-1/2 x 1/16 x 7/8	10	13,300
5-5246	4-1/2 x 1/8 x 7/8	10	13,300
5-5247	4-1/2 x .040 x 7/8 Premium Metal and Stainless Steel	10	13,300
5-5250	5 x 1/16 x 7/8	10	12,000
5-5252	4-1/2 x .090 x 7/8 Aluminum Cut off wheel	10	13,300
5-5260	6 x .040 x 7/8 Premium Metal and Stainless Steel	10	10,200

TYPE 27 REINFORCED CUT OFF WHEELS

K-T reinforced cut off wheels are resin bonded and reinforced with fiberglass to assure the highest quality and safety. Includes 5/8-11 arbor.

Model No.	Size	Qty	RPM
5-5253	4-1/2" x .045 x 5/8-11	10	13,500
5-5263	6" x .045 x 5/8-11	10	10,100

MASONRY REINFORCED CUT OFF WHEELS

K-T reinforced cut off wheels are resin bonded and reinforced with fiberglass to assure the highest quality and safety. Use for cutting masonry, concrete, block and brick.

Model No.	Size	Qty	RPM
5-5234	4" x 1/16" x 5/8"	10	15,000
5-5244	4-1/2" x 1/16" x 7/8"	10	13,300



Professional

ABRASIVES/BRUSHES



Cut Off Wheels

PORTABLE SAW REINFORCED CUT OFF WHEELS

K-T reinforced cut off wheels are resin bonded and reinforced with fiberglass to assure the highest quality and safety. These wheels are designed to be used on hand saws. 5/8" arbor with diamond knock-out.

Model No.	Size	Qty	Description	RPM
5-5670	7 x 1/8" x Dia.	10	Metal	8,700
5-5671	7 x 1/8" x Dia.	10	Masonry	8,700
5-5672	7 x 1/8" x Dia.	10	Metal & SS	8,600



METAL REINFORCED CUT OFF WHEELS

K-T reinforced cut off wheels are resin bonded and reinforced with fiberglass to assure the highest quality and safety. 7/64" wheels are designed to work on low horsepower saws. 1/8" wheels are double reinforced. USE ON STATIONARY CUT OFF SAWS ONLY.

Model No.	Size	Qty	Description	RPM
5-5512	12 x 7/64 x 1	10	Metal	5,100
5-5514	14 x 7/64 x 1	10	Metal	4,400
5-5515	14 x 3/32 x 1	10	Metal	4,400
5-5210	10 x 1/8 x 5/8	10	Metal	6,100
5-5212	12 x 1/8 x 1	10	Metal	5,100
5-5214	14 x 1/8 x 1	10	Metal	4,400



METAL DOUBLE REINFORCED CUT OFF WHEELS

Use with high speed, gas powered saws. K-T reinforced cut off wheels are resin bonded and reinforced with fiberglass to assure the highest quality and safety. Expect maximum strength from these double strength fiberglass and 3/32" thickness. Use for cutting metal shapes and solids.

Model No.	Description	Qty	RPM
5-5320	12 x 5/32 x 1	10	6,300
5-5321	12 x 5/32 x 20mm	10	6,300
5-5330	14 x 5/32 x 1	10	5,000
5-5331	14 x 5/32 x 20mm	10	5,000



MASONRY REINFORCED CUT OFF WHEELS

These wheels are slightly wider than 1/8" to provide a steady cut. Wheels are double reinforced. Use for cutting masonry, concrete, block and brick. USE ON STATIONARY CUT OFF SAWS ONLY.

Model No.	Size	Qty	RPM
5-5220	12 x 1/8 x 1	10	5,100
5-5221	14 x 1/8 x 1	10	4,400





Cut Off Wheels, Backing Pads, Sanding Discs



MASONRY DOUBLE REINFORCED CUT OFF WHEELS

Use with high speed, gas powered saws. K-T reinforced cut off wheels are resin bonded and reinforced with fiberglass to assure the highest quality and safety. Expect maximum strength from these double strength fiberglass and 3/32" thickness wheels. Use for cutting metal shapes and solids, masonry, concrete, block and brick.

Model No.	Description	Qty	RPM
5-5322	12 x 5/32 x 1	10	6,300
5-5332	14 x 5/32 x 1	10	5,200
5-5333	14 x 5/32 x 20mm	10	5,200



SANDING DISC BACKING PADS

All pads come with retainer nut. Designed for use with resin fibre discs.

Model No.	Description
5-6840	4" x M10 x 1.25 Backer Pad
5-6845	4-1/2" x 5/8-11 Backer Pad
5-6850	5" x 5/8-11 Backer Pad
5-6870	7" x 5/8-11 Backer Pad



SANDING DISCS

K-T sanding discs are made of aluminum oxide grain with a heavy duty fibre backing. They are excellent for grinding, finishing, and blend welding purposes. Maximum RPM 16,000. Retail packs of 3.

Model No.	Size	Grit	Model No.	Size	Grit
5-6003	4"	24	5-6111	5"	24
5-6004	4"	36	5-6112	5"	36
5-6005	4"	50	5-6113	5"	50
5-6006	4"	80	5-6114	5"	80
5-6007	4"	120	5-6115	5"	120
5-6011	4-1/2"	24	5-6210	7"	16
5-6012	4-1/2"	36	5-6211	7"	24
5-6013	4-1/2"	50	5-6212	7"	36
5-6014	4-1/2"	80	5-6213	7"	50
5-6015	4-1/2"	120	5-6214	7"	80
5-6110	5"	16	5-6215	7"	120



Professional

ABRASIVES/BRUSHES



Adjustable Spanner Wrench Type 27 Flap Discs, Type 29 Blue Zirconia Flap Discs

ADJUSTABLE SPANNER WRENCH

Model No. 5-6805


This wrench was specially designed to fit many different grinders.



FLAP DISCS

Use where you would use a resin fibre disc or grinding wheel. Each of the individual flap edges wear down very gradually to give it an extremely long life. Although the initial cost is higher, flap discs are much more economical than resin fibre discs because of the long use life. Maximum RPM 13,000.

Model No.	Dia.	Arbor	Grit	Type	Abrasive Grain
5-6940	4"	5/8"	40	27	Blue Zirconia
5-6941	4"	5/8"	60	27	Blue Zirconia
5-6942	4"	5/8"	80	27	Blue Zirconia
5-6943	4-1/2"	7/8"	40	27	Aluminum Oxide
5-6944	4-1/2"	7/8"	60	27	Aluminum Oxide
5-6945	4-1/2"	7/8"	80	27	Aluminum Oxide
5-6977	4-1/2"	5/8"	40	27	Aluminum Oxide
5-6978	4-1/2"	5/8"	60	27	Aluminum Oxide
5-6979	4-1/2"	5/8"	80	27	Aluminum Oxide
5-6980	4-1/2"	7/8"	40	27	Ceramic
5-6981	4-1/2"	7/8"	60	27	Ceramic
5-6982	4-1/2"	7/8"	80	27	Ceramic
5-6962	4-1/2"	7/8"	Z40	29	Blue Zirconia
5-6963	4-1/2"	7/8"	Z60	29	Blue Zirconia
5-6964	4-1/2"	7/8"	Z80	29	Blue Zirconia
5-6969	4-1/2"	7/8"	Z120	29	Blue Zirconia
5-6970	4-1/2"	7/8"	40	29	Blue Zirconia (High Density)
5-6971	4-1/2"	7/8"	60	29	Blue Zirconia (High Density)
5-6972	4-1/2"	7/8"	80	29	Blue Zirconia (High Density)
5-6965	4-1/2"	5/8" - 11	Z40	29	Blue Zirconia
5-6966	4-1/2"	5/8" - 11	Z60	29	Blue Zirconia
5-6967	4-1/2"	5/8" - 11	Z80	29	Blue Zirconia
5-6973	4-1/2"	5/8" - 11	40	29	Blue Zirconia (High Density)
5-6974	4-1/2"	5/8" - 11	60	29	Blue Zirconia (High Density)
5-6975	4-1/2"	5/8" - 11	80	29	Blue Zirconia (High Density)
5-6946	7"	7/8"	24	29	Blue Zirconia
5-6947	7"	7/8"	40	29	Blue Zirconia
5-6948	7"	7/8"	60	29	Blue Zirconia



MACRO STRIP AND CLEAN DISC

Model No. 5-6985

Used to remove rust, paint, and dirt while cleaning large surfaces.



Mini Abrasives



BACKUP PADS FOR MINI ABRASIVES

Made for both K-T's Quick Change Discs and Quick Change Surface Conditioning Discs. Hub design keeps discs firmly in place. 1/4" Shank fits most drills and die grinders.

Model No.	Description	Maximum RPM
5-7802	2"	30,000
5-7803	3"	20,000



BLUE ZIRCONIA MINI SANDING DISCS

K-T's Quick Change Discs are essential items for any industrial, automotive or home shop that requires high speed sanding in concentrated areas. Sold in quantities of 5.

Model No.	Description	Grit	RPM	Qty.
5-7810	2"	40	25,000	5
5-7812	2"	80	25,000	5
5-7815	3"	40	28,000	5
5-7817	3"	80	28,000	5

MINI SURFACE PREP DISCS

K-T's Quick Change Surface Conditioning Discs are perfect for gasket removal and all types of metal preparation and maintenance. Made from aluminum oxide, non woven material and color coded for fast grit identification. Sold in quantities of 5.

Model No.	Description	Grit	RPM	Qty.
5-7820	2"	Fine	25,000	5
5-7821	2"	Medium	25,000	5
5-7822	2"	Coarse	25,000	5
5-7825	3"	Fine	20,000	5
5-7826	3"	Medium	20,000	5
5-7827	3"	Coarse	20,000	5

MINI EASY STRIP DISCS

K-T's Easy Strip Discs are extra coarse for fast cutting. The discs are ideal for removing rust and paint from beams, door jambs, drip moldings, pinch welds, and other hard to reach areas.

Model No.	Description	Grit	RPM
5-7833	2"	Extra coarse	12,000
5-7839	3"	Extra coarse	12,000



Professional

ABRASIVES/BRUSHES



Mini Abrasives

MINI FLAP DISCS

K-T's Mini Flap Discs are manufactured in accordance with ANSI safety requirements and ISO 9001 standard. They are made with VSM-765 zirconium cloth and premium abrasive grain. They offer many advantages over regular fibre discs. Lasts 10-20 times longer. Grinds and finishes in one step.

Model No.	Description	Grit	RPM
5-7840	2"	A40	30,000
5-7842	2"	A80	30,000
5-7845	3"	A40	20,000
5-7847	3"	A80	20,000



6 BIN MINI SURFACE PREP RETAIL DISPLAY

Model No. 5-7800

Retail Display for Mini Surface Prep Abrasives as well as the following Mini Abrasives.

Model No.	Qty.	Model No.	Qty.
5-7820	10	5-7821	10
5-7822	10	5-7825	10
5-7826	10	5-7827	10



10 BIN MINI SURFACE PREP RETAIL DISPLAY

Model No. 5-7801

Retail Display for Mini Surface Prep Abrasives as well as the following Mini Abrasives.

Model No.	Qty.	Model No.	Qty.
5-7802	2	5-7803	2
5-7810	5	5-7812	5
5-7815	5	5-7817	5
5-7840	5	5-7842	5
5-7845	5	5-7847	5
5-7833	10	5-7839	10





Diamond Cutting Wheels



CONTINUOUS RIM DIAMOND BLADES

This diamond blade is primarily used for cutting tile. Secondary uses may include masonry, stone, granite and marble. Smooth and chip free cutting when used wet. 4" and 4-1/2" blade may be used wet or dry. 8" and 10" are designed for wet cutting. Wet cutting provides longer blade life. Features advanced high density bond, high center strength and high diamond concentration.

Model No.	Size	Height	ID/Bushings	Max RPM
5-5710	4" x .060"	5 mm	7/8"-20 mm-5/8"	13,700
5-5712	8" x .095"	5 mm	5/8"	6,800
5-5713	10" x .110"	7 mm	5/8"	6,100

TURBO RIM DIAMOND BLADES

This diamond blade is designed primarily for cutting granite, natural and artificial stone. Secondary uses include cutting brick, block, stone, masonry products, concrete tile. Fast and smooth cutting. All blades may be used for wet or dry cutting. Wet cutting provides longer blade life. Features advanced high density bond, high center strength and high diamond concentration. Long life.

Model No.	Size	Height	ID/Bushings	Max RPM
5-5720	4" x .080"	7 mm	7/8"-20 mm-5/8"	13,700
5-5721	4-1/2" x .080"	7 mm	7/8"-20 mm-5/8"	13,300

SEGMENTED RIM DIAMOND BLADES

This diamond blade is used for cutting masonry products, concrete, brick and block. Secondary uses include granite, marble cutting. Fast cutting and very efficient. All blades may be used for wet or dry cutting. Wet cutting provides longer blade life. Features advanced high density bond, high center strength and high diamond concentration. Long life.

Model No.	Size	Height	ID/Bushings	Max RPM
5-5740	4" x .070"	7 mm	7/8"-20 mm-5/8"	13,700
5-5741	4-1/2" x .080"	7 mm	7/8"-20 mm-5/8"	13,300
5-5743	7" x .090"	7 mm	DIA-7/8"-5/8"	8,500
5-5745	14" x .130"	10 mm	1"-20 mm w/ DPH	5,400

DOUBLE ROW DIAMOND CUP WHEEL

Model No. 5-5705

K-T's high quality and long lasting 4" Cup Wheel is used for block, concrete, stone and masonry applications. Offset double segmented diamond wheel for faster removal. Common 5/8"-11 arbor for use with 4" or 4-1/2" grinders. Factory safe RPM: 9,072; Maximum RPM: 15,000. Always wear the right protective safety equipment for the job.



Professional

ABRASIVES/BRUSHES



Bench Grinder Wheels

BENCH GRINDER WHEELS

Long lasting, general purpose grinding wheels for bench grinders and pedestal grinders. Tough aluminum oxide grain for optimum performance at a reasonable cost. Now come with arbor adaptor to fit size 1/2" to 1-1/4" bench grinders.

Model No.	Size	Grit	Arbor	RPM
5-7136	6 x 3/4	Fine	1/2" - 1-1/4"	4,100
5-7236	6 x 3/4	Medium	1/2" - 1-1/4"	4,100
5-7336	6 x 3/4	Coarse	1/2" - 1-1/4"	4,100
5-7106	6 x 1	Fine	1/2"	4,100
5-7206	6 x 1	Medium	1/2" - 1-1/4"	4,100
5-7306	6 x 1	Coarse	1/2"	4100
5-7207	7 x 1	Medium	1"	3,500
5-7307	7 x 1	Coarse	1/2" - 1-1/4"	3,500
5-7108	8 x 1	Fine	1/2" - 1-1/4"	3,700
5-7208	8 x 1	Medium	1/2" - 1-1/4"	3,700
5-7308	8 x 1	Coarse	1/2" - 1-1/4"	3,700
5-7238	8 x 3/4	Medium	1/2" - 1-1/4"	3,700
5-7338	8 x 3/4	Coarse	1/2" - 1-1/4"	3,700



GRINDING WHEEL DRESSER

Model No. 5-7100

Used for dressing, truing and shaping grinding wheels. Fulfills most general dressings quickly and efficiently. For use on wheels up to 10" diameter and 2" face.



REPLACEMENT CUTTERS FOR WHEEL DRESSER

Model No. 5-7105

Replacement cutter for 5-7100 grinding wheel dresser.



BENCH GRINDER WHEEL ARBOR ADAPTORS

Model No. 5-7400

Use on any 1" or 3/4" grinder wheels. Reduces arbors to 1" arbor to 1/2", 5/8", or 3/4". Includes two(2) 1" bushings.





Flap Wheels, Shop Rolls, Sand Screens



MOUNTED FLAP WHEELS

Excellent for removing paint, rust or other unwanted material from areas that are difficult to reach with other abrasive products. Mounted on 1/4" stems to fit most drills or other tools with chucks. Available in many different sizes and grits for a wide variety of applications.

Model No.	Size	Grit	RPM	Model No.	Size	Grit	RPM
5-6950	1" x 1"	60	30,000	5-6956	2" x 1"	60	23,000
5-6951	1" x 1"	80	30,000	5-6957	2" x 1"	80	23,000
5-6952	1" x 1"	120	30,000	5-6958	2" x 1"	120	23,000
5-6953	1-1/2" x 1/2"	60	25,000	5-6959	3" x 1"	60	20,000
5-6954	1-1/2" x 1/2"	80	25,000	5-6960	3" x 1"	80	20,000
5-6955	1-1/2" x 1/2"	120	25,000	5-6961	3" x 1"	120	20,000



1" EMERY CLOTH SHOP ROLLS

Use to polish shafts or any other round item that is difficult to sand with regular sheets of sand paper. Available from very fine to coarse grits.

Model No.	Size	Grit	Model No.	Size	Grit
5-7420	1" x 10 yds	80	5-7422	1" x 10 yds	180
5-7421	1" x 10 yds	120	5-7423	1" x 10 yds	320



SAND SCREEN ROLLS

Used for polishing machined shafts and roughing plumbing pipe. All models are 9 foot rolls, 1-1/2" width. Packaged and sold individually.

Model No.	Grit	Model No.	Grit
5-7425	80	5-7427	180
5-7426	120	5-7428	320



Professional

ABRASIVES/BRUSHES



Precision Drill Accessories

FELT BOB 3 PIECE SET

Model No. 5-7605

Use for precision polishing. To be used with polishing compounds. 3/32" shank. One each of ball, bullet, and cylinder shape.



8 PC. GRINDING & POLISHING KIT

Model No. 5-7610


8 pc. kit with assorted points, wheels and brushes. Great for polishing all metals.



MOUNTED POINT 3 PIECE SET

Model No. 5-7611

Use to grind and shape metal. 1/8" shank. One each of A-38, A-24 and A-15.



ROTARY FILE CUTTER 3 PIECE SET

Model No. 5-7612

For use on metal, wood or plastic. 1/8" shank. One each of flame, cone and ball shape.



ROTARY RASP SET

Model No. 5-7613

For use on metal, wood or plastic. 1/8" shank. One each of cylindrical flat top and cone shape rasp.



BURR 8 PIECE SET

Model No. 5-7614

Use on metal, wood, or plastic. 3/32" shank. Assorted shapes. Blister packed.



DIAMOND POINT 20 PIECE SET

Model No. 5-7615

Excellent for de-burring, etching, polishing and smoothing of glass, plastics, ceramics and metals. Assorted shapes and sizes in a display case. 1/8" shank.



FELT WHEELS 3 PIECE SET

Model No. 5-7617

Use for polishing metal and plastic. Two 1" wheels included in set. Includes mandrel.



1" BUFFING WHEEL 3 PC SET

Model No. 5-7619

Use for polishing metal and plastic. Two 1" cloth buffing wheels included. Includes mandrel.



1-1/2" BUFFING WHEEL 3 PC SET

Model No. 5-7621

Use for polishing metal and plastic. Two 1-1/2" cloth buffing wheels included. Includes mandrel.



SATIN BUFFING PAD

Model No. 5-7625

Use for polishing metal and plastic. Fits most power drills. 3/32" shank.





Precision Drill Accessories





5-7631



5-7632



5-7633



6 PC. CHAINSAW SHARPENING KIT

Model No. 5-7630

Kit includes two each 3/32", 3/16", and 7/32 sharpening stones.

CHAINSAW SHARPENING STONE

2 pc. 1/8" shaft used for quick and easy sharpening of chainsaw blades.

Model No.	Stone Diameter
5-7631	3/32"
5-7632	3/16"
5-7633	7/32"

1/2" X 1/2" 4 PC. SANDING DRUM KIT

Model No. 5-7640

Use for sanding metal, wood, plastic and more. Expandable rubber drum on 1/8" shank and 3 sanding sleeves.

1/2" X 1/2" SANDING SLEEVES

Replacement sanding sleeves for 5-7640 drum sander kits. Each kit contains 6 sanding sleeves.

Model No.	Grit
5-7641	Fine
5-7642	Medium
5-7643	Course

3/4" X 1/2" 4 PC. SANDING DRUM KIT

Model No. 5-7646

Use for sanding metal, wood, plastic and more. Expandable rubber drum on 1/8" shank and 3 sanding sleeves.

3/4" X 1/2" SANDING SLEEVES

Replacement sanding sleeves for 5-7646 drum sander kits. Each kit contains 4 sanding sleeves.

Model No.	Grit
5-7647	Course
5-7648	Medium
5-7649	Fine

1-1/4" CUT OFF WHEELS

Model No. 5-7650

Use for cutting metal, wood, plastic and more. Set includes three 1-1/4" wheels. Includes mandrel.

1-1/2" CUT OFF WHEELS

Model No. 5-7655

Use for cutting metal, wood, plastic and more. Set includes three 1-1/2" reinforced wheels. Includes mandrel. 1/8" shank.



Professional

ABRASIVES/BRUSHES



Precision Drill Accessories

5 PC. MINI SAW SET

Model No. 5-7661

Use for wood, plastic and soft metal. Set includes 1/2" and 5/8" saw blades and mandrel. 1/8" shank.

1-3/4" DIAMOND WHEEL KIT WITH MANDREL

Model No. 5-7662

Includes one 1-3/4" diamond wheel for use with most stone and matching mandrel.

DIAMOND WHEEL SET WITH MANDREL

Model No. 5-7664

3 pc. set includes two 3/4" diamond wheels and one 1/8" mandrel. used for cutting metal, glass, ceramics, and plastics.

1-3/16" DIAMOND CUTTING WHEEL KIT

Model No. 5-7673

Includes one 1-3/16" diamond wheel for use with most stone and matching mandrel.

11 PC. SANDING DISCS SET

Model No. 5-7667

Set includes 10 medium grit sanding discs and one 5-7690 mandrel. 1/8" shank.

2" LARGE WOOD BLADE

Model No. 5-7668

Includes one 2" wood cutting blade and matching mandrel.

1-3/4" LARGE METAL BLADE

Model No. 5-7669

Includes one 1-3/4" metal cutting blade and matching mandrel.

BRASS BRUSH 2 PIECE SET

Model No. 5-7670

Use for polishing and removing rust. One 3/4" brass wire wheel and one 1" brass wire wheel included in set. 1/8" shank.

BRASS BRUSH 2 PIECE SET

Model No. 5-7672

Use for polishing and removing rust. Two cup brushes included in set. 1/8" shank.

WIRE BRUSH 3 PIECE SET

Model No. 5-7675

Use for polishing and removing rust. Three pieces included in set. 1/8" shank.

BRISTLE BRUSH 3 PIECE SET


Model No. 5-7681

Use for cleaning and polishing. Set includes one each of soft, medium and hard bristle brushes. 1/8" shank.

NYLON BRUSH 3 PIECE SET


Model No. 5-7682

Use for cleaning and polishing. Set includes three nylon brushes. 1/8" shank.





Precision Drill Accessories, Carbide Burs



MINI DRILL 20 PIECE SET

Model No. 5-7689

Set includes 20 drill bits ranging in size from 61 to 80 mm.



JEWELER'S ROUGE

Model No. 5-7695

For use on buffing wheels, felt wheels and felt bobs to polish gold and silver.




WHITE BUFFING COMPOUND

Model No. 5-7696

For use on buffing wheels, felt wheels and felt bobs to polish all metals to a mirror like finish.



5-8470 5-8471 5-8473



5-8474 5-8475 5-8476 5-8477



5-8480 5-8481 5-8482 5-8483

SOLID CARBIDE BURS

Solid carbide burs are the best value for the money. Although the initial purchase price is higher, carbide burs 50 times longer than special steel burs.

Model No.	Type	Description	Shank	Max RPM
5-8470	SA-1	1/4" Cylindrical	1/4"	22,000
5-8471	SA-3	3/8" Cylindrical	1/4"	18,000
5-8472	SA-5	1/2" Cylindrical	1/4"	30,000
5-8473	SD-3	3/8" Ball	1/4"	18,000
5-8474	SF-1	1/4" Tree Radius Nose	1/4"	22,000
5-8475	SF-3	3/8" Tree Radius Nose	1/4"	18,000
5-8476	SG-1	1/4" Tree Pointed Nose	1/4"	22,000
5-8477	SG-3	3/8" Tree Pointed Nose	1/4"	18,000
5-8478	SF-5	1/2" Tree Radius Nose	1/4"	30,000
5-8479	SL-3	3/8" Taper Radius	1/4"	40,000
5-8480	SA-43	1/8" Cylindrical	1/8"	25,000
5-8481	SA-51	1/4" Large Cylindrical	1/8"	25,000
5-8482	SE-51	1/4" Pear	1/8"	25,000
5-8483	SH-41	1/8" Flame	1/8"	25,000



Professional

ABRASIVES/BRUSHES



Mounted Wheels, Mounted Points, Mounted Rotary Rasps & Files

MOUNTED WHEELS

60 grit vitrified aluminum oxide with 1/4" shank. Can be used on most drills. Perfect for small jobs where a large wheel just will not work. A wide variety of sizes for different jobs. 1/4" shank. Maximum RPM is 3,450.

Model No.	Size	Model No.	Size
5-8401	1 x 1	5-8404	2 x 1/2
5-8402	1-1/2 x 1	5-8405	2-1/2 x 1/4
5-8403	2 x 1/4	5-8406	2-1/2 x 1/2



MOUNTED POINTS

Aluminum oxide grinding points are perfect for grinding, de-burring or polishing. 1/4" shank and high speed rating make them excellent for die grinders. Twelve of the most popular sizes. 1/4" shank.

Model No.	Type	MAX RPM	Model No.	Type	MAX RPM
5-8202	A-2	45,000	5-8223	A-23	40,000
5-8204	A-4	30,000	5-8224	A-24	76,000
5-8205	A-5	45,000	5-8225	A-25	50,000
5-8211	A-11	20,000	5-8238	A-38	34,000
5-8212	A-12	48,000	5-8320	W-218	25,000
5-8215	A-15	72,000	5-8322	W-220	25,000



MOUNTED ROTARY RASPS AND FILES

Made from special analysis steel with hardened edges for longer life. Designed for faster, smoother operation. The files may be used on mild steel, bronze, fiberglass, plastic and other similar materials. The rasps are designed to be used on wood. A wide variety of sizes for different jobs. 1/4" shank. Maximum RPM is 5000.

Model No.	Size
5-8450	Rasp Cylindrical Flat Top
5-8451	Rasp Cylindrical Radius Top
5-8452	Rasp Olive Shape
5-8453	Rasp Cone Shape
5-8454	File Cylindrical Radius Top
5-8455	File Pear Shaped
5-8457	File Spherical
5-8458	File Cylindrical
5-8459	File Cone Shaped
5-8460	File Cylindrical Flat Top





Tru-Flate® Style Kits

TRU-FLATE® STYLE BRASS COUPLERS AND NIPPLES


Interchangeable with most Automotive Standard series couplers and plugs produced by other manufacturers.



TRU-FLATE® STYLE 1/4\" data-bbox="469 267 867 300"/>

Model No. 6-5000

This handy kit contains one each of male zinc plated, steel nipple (6-5001) and female zinc coated brass coupler (6-5005).



TRU-FLATE® STYLE 1/4\" data-bbox="469 381 933 415"/>

Model No. 6-5030

Contains four zinc plated, solid brass couplers. All of the same high quality standards found in the individual pack in a money-saving contractors' package.



TRU-FLATE® STYLE 1/4\" data-bbox="469 545 905 579"/>

Model No. 6-5031

Contains ten zinc plated, steel nipples. All of the same high quality standards found in the individual pack in a money-saving contractors' package.



TRU-FLATE® STYLE 1/4\" data-bbox="469 685 930 719"/>

Model No. 6-5032

Contains ten zinc plated, steel nipples. All of the same high quality standards found in the individual pack in a money saving-contractors' package.



PUSH TO CONNECT TRU-FLATE® STYLE 1/4\" data-bbox="469 823 848 875"/>

Model No. 6-5020

Features zinc plated, solid brass bodies and sleeves with corrosion resistant stainless steel springs, hardened steel locking balls and valves, and Buna-N (Nitrile) seals.




Tru-Flate® Style Couplers and Nipples

TRU-FLATE® STYLE 1/4" BRASS COUPLERS

Features zinc plated, solid brass bodies and sleeves with corrosion resistant stainless steel springs, hardened steel locking balls and valves, and Buna-N (Nitrile) seals.

Model No.	Coupler Size	Thread Size	Thread
6-5004	1/4"	1/4" NPT	Male
6-5005	1/4"	1/4" NPT	Female
6-5006	1/4"	1/4" Barb	
6-5008	1/4"	3/8" NPT	Female
6-5009	1/4"	3/8" NPT	Male




6-5004




6-5005



6-5008



6-5006



6-5009

TRU-FLATE® STYLE 1/4" STEEL NIPPLES

Zinc plated, steel nipples with hardened wear points. Precision machined bar stock construction provides resistance to the effects of mechanical shock in rugged applications.

Model No.	Coupler Size	Thread Size	Thread
6-5001	1/4"	1/4" NPT	Male
6-5002	1/4"	1/4" NPT	Female
6-5003	1/4"	1/4" Barb	
6-5018	1/4"	3/8" NPT	Male
6-5007	1/4"	3/8" NPT	Female



6-5001



6-5002



6-5007



6-5003



6-5018


TRU-FLATE® STYLE 3/8" BRASS COUPLERS

Features zinc plated, solid brass bodies and sleeves with corrosion resistant stainless steel springs, hardened steel locking balls and valves, and Buna-N (Nitrile) seals.

Model No.	Coupler Size	Thread Size	Thread
6-5013	3/8"	3/8" NPT	Female
6-5014	3/8"	3/8" NPT	Male
6-5015	3/8"	1/4" NPT	Female



6-5013



6-5014



6-5015



Tru-Flate® Style Nipples, ARO® Style, Universal Couplers and Nipples



6-5010




6-5011



6-5012



6-5016



6-5133



6-5134

TRU-FLATE® STYLE 3/8" STEEL NIPPLES

Zinc plated, steel nipples with hardened wear points. Precision machined bar stock construction provides resistance to the effects of mechanical shock in rugged applications.

Model No.	Coupler Size	Thread Size	Thread
6-5010	3/8"	1/4" NPT	Male
6-5011	3/8"	3/8" NPT	Male
6-5012	3/8"	3/8" NPT	Female
6-5016	3/8"	1/4" NPT	Female

1/4" Universal Couplers

UNIVERSAL 1/4" BRASS COUPLER 1/4" MALE NPT

Model No. 6-5150

Interchangeable with most Tru-Flate®, Industrial and ARO® series plugs produced by other manufacturers. Features zinc plated, solid brass bodies and sleeves with corrosion resistant stainless steel springs, hardened steel locking balls and valves, and Buna-N (Nitrile) seals. Push to connect.

UNIVERSAL 1/4" BRASS COUPLER 1/4" FEMALE NPT

Model No. 6-5151

Interchangeable with most Tru-Flate®, Industrial and ARO® series plugs produced by other manufacturers. Features zinc plated, solid brass bodies and sleeves with corrosion resistant stainless steel springs, hardened steel locking balls and valves, and Buna-N (Nitrile) seals. Push to connect.

ARO® Style Couplers and Nipples

2 PC. ARO® STYLE BRASS COUPLER & NIPPLE SET

Model No. 6-5130

This handy kit contains one each of male zinc plated, steel nipple (6-5131) and female zinc plated, brass coupler (6-5134).

ARO® STYLE 1/4" BRASS COUPLER 1/4" MALE NPT

Interchangeable with most ARO® series couplers and plugs produced by other manufacturers. Features zinc plated, solid brass bodies and sleeves with corrosion resistant stainless steel springs, hardened steel locking balls and valves, and Buna-N (Nitrile) seals.

Model No.	Coupler Size	Thread Size	Thread
6-5133	1/4"	1/4" NPT	Male
6-5134	1/4"	1/4" NPT	Female





ARO® Style, Lincoln® Style Couplers and Nipples

ARO® Style Couplers and Nipples

ARO® STYLE 1/4" STEEL NIPPLES

Interchangeable with most ARO® series couplers and plugs produced by other manufacturers. Zinc plated, steel nipples with hardened wear points. Precision machined bar stock construction provides resistance to the effects of mechanical shock in rugged applications.

Model No.	Nipple Size	Thread Size	Thread
6-5131	1/4"	1/4" NPT	Male
6-5132	1/4"	1/4" NPT	Female



6-5131



6-5132



Lincoln® Style Couplers and Nipples

LINCOLN® STYLE 1/4" BRASS COUPLERS

Interchangeable with most Lincoln® series couplers and plugs produced by other manufacturers. Features zinc plated, solid brass bodies and sleeves with corrosion resistant stainless steel springs, hardened steel locking balls and valves, and Buna-N (Nitrile) seals.

Model No.	Coupler Size	Thread Size	Thread
6-5143	1/4"	1/4" NPT	Male
6-5144	1/4"	1/4" NPT	Female



6-5143



6-5144



LINCOLN® STYLE 1/4" STEEL NIPPLES

Interchangeable with most Lincoln® series couplers and plugs produced by other manufacturers. Zinc plated, steel nipples with hardened wear points. Precision machined bar stock construction provides resistance to the effects of mechanical shock in rugged applications.

Model No.	Coupler Size	Thread Size	Thread
6-5141	1/4"	1/4" NPT	Male
6-5142	1/4"	1/4" NPT	Female



6-5134



6-5134



COUPLER TEST BAR

Model No. 6-5160

A quick and easy way to identify 1/4" couplers and nipples.





I/M Style Kits



INDUSTRIAL STYLE COUPLERS AND NIPPLES

Interchangeable with most Industrial Standard series couplers and plugs produced by other manufacturers.

2 PC. INDUSTRIAL STYLE BRASS COUPLER & NIPPLE SET

Model No. 6-5100

This handy kit contains one each of male zinc plated, steel nipple (6-5101) and female zinc plated, brass coupler (6-5106).



18 PC. INDUSTRIAL STYLE AIR COMPRESSOR SET

Model No. 6-5118

This set contains most of the components needed for air compressors. 2 female couplers, 4 male nipples, 2 female nipples, blow gun with 5 tips, tire gauge, air chuck, male brass coupler and female brass coupler.



INDUSTRIAL STYLE 1/4" FEMALE BRASS COUPLER 4 PC. CONTRACTOR PACK

Model No. 6-5110

Contains four zinc plated, solid brass couplers. All of the same high quality standards found in the individual pack in a money-saving contractors' package.



INDUSTRIAL STYLE 1/4" STEEL NIPPLE 10 PC. CONTRACTOR PACK

Contains ten zinc plated, steel nipples. All of the same high quality standards found in the individual pack in a money-saving contractors' package. Heavy duty use.



5 PC. INDUSTRIAL STYLE BRASS COUPLER & NIPPLE SET

Model No. 6-5115

Set contains one 6-5106 1/4" national pipe thread 1/4" female coupler, two 6-5101 1/4" male national pipe thread 1/4" nipples and two 6-5102 1/4" female national pipe thread 1/4" nipple. Interchangeable with most Industrial series couplers and plugs produced by other manufacturers all in a money saving contractors' package.



Model No.	Type	Size
6-5111	Male	1/4"
6-5112	Female	1/4"




I/M Style Couplers, Nipples

INDUSTRIAL STYLE 1/4" BRASS COUPLERS

Features zinc plated, solid brass bodies and sleeves with corrosion resistant stainless steel springs, hardened steel locking balls and valves, and Buna-N (Nitrile) seals. Precision machined bar stock construction provides resistance to the effects of mechanical shock in rugged applications.


Model No.	Coupler Size	Thread Size	Thread
6-5105	1/4"	1/4" NPT	Male
6-5106	1/4"	1/4" NPT	Female
6-5107	1/4"	3/8" NPT	Female
6-5108	1/4"	1/4" Barb	



INDUSTRIAL STYLE 1/4" BRASS COUPLER PUSH TO CONNECT 1/4" FEMALE NPT

Model No. 6-5109

Features zinc plated, solid brass bodies and sleeves with corrosion resistant stainless steel springs, hardened steel locking balls and valves, and Buna-N (Nitrile) seals. Precision machined bar stock construction provides resistance to the effects of mechanical shock in rugged applications.



INDUSTRIAL STYLE 1/4" STEEL NIPPLES

Zinc plated, steel nipples with hardened wear points. Precision machined bar stock construction provides resistance to the effects of mechanical shock in rugged applications.


Model No.	Nipple Size	Thread Size	Thread
6-5101	1/4"	1/4" NPT	Male
6-5102	1/4"	1/4" NPT	Female
6-5103	1/4"	3/8" NPT	Male
6-5104	1/4"	1/4" Barb	
6-5120	3/8"	3/8" NPT	Male
6-5121	3/8"	3/8" NPT	Female



INDUSTRIAL STYLE 3/8" BRASS COUPLERS

Features zinc plated, solid brass bodies and sleeves with corrosion resistant stainless steel springs, hardened steel locking balls and valves, and Buna-N (Nitrile) seals.

Model No.	Coupler Size	Thread Size	Thread
6-5122	3/8"	3/8" NPT	Male
6-5123	3/8"	3/8" NPT	Female





I/M Style Couplers, Nipples



6-5124




6-5125

INDUSTRIAL STYLE 3/8" STEEL NIPPLES

Zinc plated, steel nipples with hardened wear points. Precision machined bar stock construction provides resistance to the effects of mechanical shock in rugged applications.

Model No.	Nipple Size	Thread Size	Thread
6-5124	3/8"	1/4" NPT	Male
6-5125	3/8"	1/4" NPT	Female



6-5128



6-5129

INDUSTRIAL STYLE 1/2" BRASS COUPLER

Features zinc plated, solid brass bodies and sleeves with corrosion resistant stainless steel springs, hardened steel locking balls and valves, and Buna-N (Nitrile) seals.

Model No.	Coupler Size	Thread Size	Thread
6-5128	1/2"	1/2" NPT	Male
6-5129	1/2"	1/2" NPT	Female



6-5126



6-5127

INDUSTRIAL STYLE 1/2" STEEL NIPPLE

Zinc plated, steel nipples with hardened wear points. Precision machined bar stock construction provides resistance to the effects of mechanical shock in rugged applications.

Model No.	Nipple Size	Thread Size	Thread
6-5126	1/2"	1/2" NPT	Male
6-5127	1/2"	1/2" NPT	Female





Professional

AIR AND TIRE ACCESSORIES



Hose Ends, Adaptors

HOSE SPLICER

Brass hose splicer. Sold 1 per package.

Model No.	Hose Size
6-5209	1/4"
6-5210	3/8"

MALE HOSE END

Brass male hose end. Sold 1 per package.

Model No.	Hose Size	Thread Size
6-5211	3/8"	1/4" NPT
6-5215	1/4"	1/4" NPT

FEMALE HOSE END

Brass female hose end. Sold 1 per package.

Model No.	Hose Size	Thread Size
6-5213	1/4"	1/4" NPT
6-5212	3/8"	1/4" NPT
6-5228	3/8"	3/8" NPT

REDUCER ADAPTOR

Model No. 6-5216

Brass 3/8" Female NPT x 1/4" Male NPT.
Sold 1 per package.

1/4" NPT BRASS MALE COUPLER

Model No. 6-5217

Connects 1/4" NPT to 1/4" NPT. Sold 1 per package.

1/4" NPT FEMALE BRASS COUPLER

Model No. 6-5221

Connects 1/4" NPT to 1/4" NPT. Sold 1 per package.





Couplers, Reducers, Swivels



1/4" NPT TO 3/8" NPT BRASS COUPLER

Model No. 6-5222


Connects 1/4" NPT to 3/8" NPT. Sold 1 per package.



BRASS REDUCERS

National pipe threads.
Sold 1 per package.


Model No.	Hose Size
6-5223	1/8" F x 1/4" M
6-5224	1/4" F x 3/8" M
6-5225	3/8" F x 1/2" M



MALE AIR LINE SWIVEL

Sold 1 per package.

Model No.	Hose Size	Thread Size
6-5260	1/4"	1/4" NPT
6-5262	3/8"	3/8" NPT



1/4" FEMALE AIR LINE SWIVEL

Sold 1 per package.

Model No.	Hose Size	Thread Size
6-5261	1/4"	1/4" NPT
6-5263	3/8"	3/8" NPT



360° HOSE SWIVEL END MALE

Model No. 6-5264

1/4" male NPT to 3/8" barbed nipple.



Crosses, Manifolds

1/4" IN-LINE SWIVEL

Model No. 6-5265
1/4" female NPT to 1/4" male NPT.
Sold 1 per package.



1/4" 90 DEGREE SWIVEL

Model No. 6-5267
1/4" female NPT to 1/4" male NPT. Sold 1 per package.



1/4" UNIVERSAL SWIVEL

Model No. 6-5268
1/4" female NPT to 1/4" male NPT. Sold 1 per package.



BRASS TEE

Three female NPT ends. Sold 1 per package.

Model No.	Size
6-5270	1/4" NPT
6-5271	3/8" NPT



1/4" BRASS CROSS

Four female NPT ends. Sold 1 per package.

Model No.	Size
6-5272	1/4" NPT
6-5273	3/8" NPT



FLAT 3 IN 1 BRASS MANIFOLD

Model No. 6-5277
1/4" NPT Input. Divides one air source into three 1/4" NPT female outlet ports. Ideal for applications where manifold must lay flat, preventing damage if stepped on. Machined from brass bar stock. Sold 1 per package.



TRIPOD 3 IN 1 MANIFOLD

1/4" NPT Input. Divides one air source into three 1/4" NPT female outlet ports. Sold 1 per package.

Model No.	Size
6-5275	1/4" NPT
6-5276	3/8" NPT





Air Hoses



K-T PRO BLUE FLEX HOSE

Extremely flexible and lightweight! This special braided air hose blends PVC and rubber making it ultra flexible, even in extreme cold weather. Super lightweight, elastic and extremely flexible. Great durability, smooth take-in and out, with no kinking or twisting. Features bend restrictors on each end. 300 PSI working pressure and 800 PSI maximum pressure. Fixed type brass fittings.

Model No.	Size
6-5317	3/8" x 50' 1/4" NPT
6-5319	1/2" x 50' 1/2" NPT



POLYURETHANE HOSE

Model No. 6-5315

1/4" reinforced polyurethane hose 50'. Perfect for roofers. Lightweight polyurethane hose features two fabric reinforcements for longer outdoor service. Resistant to the degrading effects of heat, oil, weather and U/V light. Excellent temperature range keeps it flexible even at sub-zero temperatures. Designed for use with air compressors and pneumatic tools. 1/4" NPT swivel with bend restrictions on each end.



RUBBER AIR HOSE

Made from top quality natural rubber compounds that are highly abrasion resistant. The fiber reinforced hose is resistant to the effects of oil, heat and U/V light. 1/4" brass fittings on all hoses.

Model No.	Size
6-5300	1/4" x 25'
6-5301	1/4" x 50'
6-5305	3/8" x 25'
6-5306	3/8" x 50'



PVC AIR HOSE

Made from a tough lightweight compound that is very resistant to the degrading effects of oil, grease and U/V light. High abrasion resistance makes this hose ideal for use in most rugged applications. 1/4" brass fittings on all hoses.

Model No.	Size
6-5310	1/4" x 25'
6-5311	1/4" x 50'
6-5312	3/8" x 25'
6-5313	3/8" x 50'



Air Hoses, Air Hose Reels

RECOIL AIR HOSE

Easy to use lightweight air hose that retracts when not in use. Resists oil, grease and abrasion. 1/4" brass fittings on all hoses.

Model No.	Size
6-5320	1/4" x 12'
6-5321	1/4" x 25'
6-5325	3/8" x 25'

LEADER AIR HOSES WITH SWIVEL

Lead-in hose extends the life of your air hose by taking the brunt of the bending and flexing. Leader hoses feature a swivel fitting at both ends. Up to 300 PSI. For use with all air tools and equipment.

Model No.	Size
6-5330	1/4" x 24"
6-5331	1/4" x 60"

MANUAL AIR HOSE REEL

Model No. 6-5344

Spring tension reel keeps air hose neat and out of the way. Long lasting and rugged solid brass 1/4" NPT fittings. Hose reel may be mounted in any direction making it very versatile. Can hold up to 100' of 3/8" hose and 50' of 1/2" hose. Rugged all steel construction for years of reliability.

MANUAL AIR HOSE REEL WITH HOSE

Model No. 6-5345

Spring tension reel keeps air hose neat and out of the way. Long lasting and rugged solid brass 1/4" NPT fittings. Hose reel may be mounted in any direction making it very versatile. Rugged all steel construction for years of reliability. Included 3/8" x 50' PVC hose is made from a tough lightweight compound that is very resistant to the degrading effects of oil, grease and U/V light. High abrasion resistance makes this hose ideal for use in most rugged applications. Also includes 3/8" x 36" lead in hose.

AUTO RETRACTABLE AIR HOSE REEL

Model No. 6-5340

Spring loaded professional grade auto retractable air hose reel with 3/8" x 50' premium hose. K-T Pro Blue Flex Hose is extremely flexible and lightweight! This special braided air hose blends PVC and rubber making it ultra flexible, even in extreme cold weather. Super lightweight, elastic and extremely flexible. Great durability, smooth take-in and out, with no kinking or twisting. Features bend restrictors on each end. 300 PSI working pressure and 800 PSI maximum pressure. Non warping rigid steel reel. Includes 40" lead in hose.





Blow Guns



SYPHON BLOW GUN

Model No. 6-5350

Blow air and liquid mixtures (soap & detergent) to clean machinery, auto engines, floors, walls, etc. Standard series blow guns do not have a bypass or restrictions to limit output pressure. Standard series should be used with a maximum inlet pressure of 30 PSI.



SAFETY BLOW GUN

Model No. 6-5351

Safety blow gun complies with OSHA 1910.242b and 1910.95 which require compressed air to be limited to 30 PSI at the nozzle outlet.



ECONOMY BLOW GUN

Model No. 6-5352

An affordable and reliable safety blow gun complies with OSHA 1910.242b and 1910.95 which require compressed air to be limited to 30 PSI at the nozzle outlet.



ADJUSTABLE POCKET BLOW GUN

Quick and easy to use. Adjust from a whisper of air to full volume. Complete with pocket clip.

Model No.	Style
6-5353	Tru-Flate
6-5354	Industrial



STANDARD BLOW GUN WITH RUBBER TIP

Model No. 6-5355

Oil resistant, soft replaceable rubber tip. Standard series blow guns do not have a bypass or restrictions to limit output pressure. Standard series should be used with a maximum inlet pressure of 30 PSI.



DELUXE BLOW GUN KIT

Model No. 6-5357

6 piece deluxe blow gun with a complete nozzle kit. Standard series blow guns do not have a bypass or restrictions to limit output pressure. Standard series should be used with a maximum inlet pressure of 30 PSI.



Blow Guns, Blow Gun Accessories

REPLACEMENT BALL INFLATORS

Model No. 6-5358

5 replacement ball inflators for 6-5357 kit. Inlet 1/8"NPT.



SAFETY BLOW GUNS

Perfect for cleaning hard to reach areas in cars, tractors, combines and many other applications. Blow gun includes safety tip and rubber tip. Max pressure: 150 PSI. Max temp: 175°F. Zinc alloy body, aluminium extension, stainless spring, synthetic washer. Safety brass nozzle confirms to OSHA standard and the dead-ended pressure is less than 30 PSI. Flow 10.5SCFM @100 PSI for safety brass nozzle. Flow 11.6SCFM @100 PSI for non-safety rubber tip.

Model No.	Size
6-5360	2'
6-5361	4'



PISTOL GRIP BLOW GUN

Model No. 6-5370

Pistol grip blow gun is stylish and functional. It allows for reaching into tight spots with a forceful channeled stream of air. Used for cleaning debris from work space, drying wet surfaces and any creative job you put them up to. Non-slip pistol grip is easy to hold and use. 1/4" NPT female thread.



DUAL FOOT TIRE GAUGE

Model No. 6-5410

For use on dual wheels. 20-120 Lb. range in 2 Lb. units. Wide enough range to work on cars and trucks.



DUAL FOOT SERVICE GAUGE

Model No. 6-5414

Designed for the heavy duty use at the service level. Perfect for dual wheels and hard to reach valves on pick ups. 10-150 Lb. range in 2 Lb. units.



TRACTOR TIRE GAUGE

Model No. 6-5415

For air or liquid filled tires. For tractors, heavy equipment, farm and construction vehicles. 5-45 Lb. range in 1 Lb. units.



STRAIGHT HEAD TIRE GAUGE

Model No. 6-5416

Easy to reach valves on tires with wheel covers. 10-50 Lb. range in 1 Lb. units.





Tire Guages, Air Chucks

PENCIL TIRE GAUGES

Model No.	PSI	Units	Type
6-5411	5-50 Lb	1 Lb	Professional Auto
6-5412	1-20 Lb	1/4 Lb.	Low Pressure
6-5413	20-120 Lb.	2 Lb.	High Pressure
6-5417	10-50 Lb.	1 Lb.	Basic Auto
6-5418	20-120 Lb.	2 Lb.	Basic Truck

DELUXE INFLATING GAUGES

Easy to reach valves on tires with wheel covers.

Model No.	PSI	Units	Type
6-5419	20-120 Lb	2 Lb	Sliding Mechanical
6-5421	10-220 Lb	2 Lb.	Dial Gauge
6-5422	0-200 Lb.	0.1 Lb.	Digital Gauge

DIAL PRESSURE GAUGE

Model No. 6-5420

Provide extreme accuracy and long life in rugged applications. 0-60 PSI. 1-1/2" metal body with acrylic lens.

ANGLED BALL CHUCK

Model No. 6-5450

Machined brass body for use in heavy duty applications. 1/4" NPT.

BALL CHUCK WITH CLIP

Model No. 6-5451

The clip locks the chuck onto a valve stem for hands free operation. Machined brass body for use in heavy duty applications. 1/4" NPT.

CLIP ONLY FOR BALL CHUCK

Model No. 6-5452

Air chuck clip only.

ANGLED BALL CHUCK WITH NIPPLE

Model No. 6-5453

Machined brass body for use in heavy duty applications. 1/4" nipple.





Pressure Gauges, Tank Valves, Drain Cocks

AIR HOSE REPAIR KIT

Model No. 6-5460

Includes one air chuck, one 1/4" hose splicer, one 1/4" Male NPT hose end and three hose clamps.



DUAL FOOT AIR CHUCK

Model No. 6-5454

For use on truck or tractor dual tires. 1/4" NPT.



DUAL FOOT AIR CHUCK

Model No. 6-5455

For use on truck or tractor dual tires. 1/4" NPT.



TANK VALVE

Model No. 6-5470

1/8" NPT. 200 PSI Maximum.



PRESSURE GAUGE

Model No.	Inlet	Size	PSI	Mount
6-5471	1/4" NPT	2"	160	Bottom
6-5472	1/8" NPT	1-1/2"	160	Rear
6-5473	1/4" NPT	1-1/2"	160	Back



250 PSI OIL FILLED PRESSURE GAUGE

Model No. 6-5474

Oil filled 250 PSI gauge smoothly registers exact air pressure. 1/4" NPT bottom mount. 2-1/2" size.



IN LINE FLOW REGULATOR

Model No. 6-5492

Used to control air flow from full flow to complete shutoff. 1/4" female NPT to 1/4" male NPT. 0-160 PSI pressure gauge, (1/8"-27 male NPT). Includes deluxe pressure gauge.



DRAIN COCK

Solid brass construction and an external seal. Ideal for a variety of draining and bleeding applications.

Model No.	Size
6-5465	1/8" NPT
6-5475	1/4" NPT



AIR TANK CONVERSION KIT

Model No. 6-5462

Includes everything you need to convert existing tank for pressurized air storage. Includes an easy to read 0-160 PSI pressure gauge, air tank manifold, pop-out air release valve, a 4' x 1/4" air hose, and a heavy duty air chuck.





Manifold, Tank & Check Valves



REPLACEMENT MANIFOLD

Model No. 6-5469

Replacement brass manifold with 150 PSI pop-off air valve for tanks. 1/2" NPT.



COMPRESSOR CHECK VALVE 1/2"

Model No. 6-5466

Check valves prevent backflow of air from the tank to the compressor head. 1/2" NPT x 1/2" compression. 1/8" NPT side port for connecting unloader line.



125 PSI TANK VALVE

Model No. 6-5467

125 PSI tank valve. All brass construction with plated wire spring. ASME approved. Inlet size is 1/4" NPT.



150 PSI TANK VALVE

Model No. 6-5468

150 PSI tank valve. All brass construction with plated wire spring. ASME approved. Inlet size is 1/4" NPT.



3/8" NPT BALL VALVE

Model No. 6-5282


Use with compressed air, water or oil to isolate segments of the system without disrupting service to the rest of the system.



INLINE OILER

Model No. 6-5490

A compact oiler that fastens directly to air tools. Sends the proper amount of oil to provide a long service life for air tools. 1/4" NPT.



INLINE FILTER

Model No. 6-5491

Sintered bronze filter element removes contaminants from air lines for air tools, inflator gauges and spray guns.



Professional

AIR AND TIRE ACCESSORIES



4 Port Air Compressor Switches, Filter, Regulators, Lubricators

4 PORT AIR COMPRESSOR SWITCHES

The 4 Port air compressor pressure switch is a pressure actuated electric switch designed to maintain tank pressure between two preset values on an electrically driven air compressor. These models have an unloader valve to prevent the compressor from starting under pressure. A four port manifold style provides means for easy mounting of valves and gauges. 1/4" National Pipe Thread.

Model No.	Type	PSI
6-5610	Push/Pull	95-125
6-5615	Bend/Lever	130-175



MINI FILTER

Model No. 6-5480

Air filters remove impurities from the air-stream which may cause wear on pneumatic components. Provides enough filtration for most small pneumatic applications. 1/4" NPT ports. Air flow of 27 SCFM at 100 PSI. 2 oz. polycarbonate bowl with manual drain 220 PSI maximum pressure and 140° F maximum working temperature.



MINI REGULATOR

Model No. 6-5481

Regulators maintain safe pressures in pneumatic equipment. This regulator has a solid piston and balanced poppet for excellent performance, accurate control and smooth uninterrupted operation. 1/4" NPT ports and 1/8" NPT gauge thread. Air flow of 20 SCFM at 100 PSI. 220 PSI pressure resistance and 140° F maximum working temperature.



MINI LUBRICATOR

Model No. 6-5482

Many pneumatic components and most tools require oil lubrication for proper operation and long service life. Lubricators provide a mist of oil to protect tools. Bowl capacity 3 oz., 28 SCFM flow at 100 PSI, 1/4" NPT.





Filters, Regulators, Lubricators

MINI FILTER AND REGULATOR COMBO

Model No. 6-5483

Combo air filters remove impurities from the air-stream and provides enough filtration for most low volume pneumatic applications. Regulators are specialized control valves that are used to reduce the upstream pressure while maintaining a specified down stream pressure. Equipment operated at higher or lower pressures than recommended by the manufacturer may cause damage, failure or even a safety hazard. Max inlet pressure 220 PSI, delivery pressure 0-125 PSI 20 SCFM at 100 PSI. 1/4" NPT



FILTER AND REGULATOR COMBO

Model No. 6-5484

Compressed air contains contaminants from ambient air, compressor and from pipes. These contaminants must be removed to protect the components being used on the air system. Regulators are specialized control valves that are used to reduce the upstream pressure while maintaining a specified down stream pressure. Equipment operated at higher or lower pressures than recommended by the manufacturer may cause damage, failure or even a safety hazard. Max inlet pressure 220 PSI, delivery pressure 0-125 PSI, 88 SCFM at 100 PSI. 3/8" NPT. Gauge is 1/8" NPT.



COMPRESSOR FILTER

Model No. 6-5485

Air filters remove impurities from the air-stream which may cause wear on pneumatic components. Provides enough filtration for most pneumatic applications. 3/8" NPT ports. Air flow of 53 SCFM at 100 PSI. 2.5 oz. polycarbonate bowl with manual drain. 220 PSI maximum pressure and 140° F maximum working temperature.



COMPRESSOR REGULATOR

Model No. 6-5486

Regulators maintain safe pressures in pneumatic equipment. This regulator has a solid piston and balanced poppet for excellent performance, accurate control and smooth uninterrupted operation. 3/8" NPT ports and 1/8" NPT gauge thread. Air flow of 88 SCFM at 100 PSI. 220 PSI pressure resistance and 140° F maximum working temperature.



COMPRESSOR LUBRICATOR

Model No. 6-5487

Many pneumatic components and most tools require oil lubrication for proper operation and long service life. Lubricators provide a mist of oil to protect tools. Bowl capacity 6 oz., 60 SCFM flow at 100 PSI, 3/8" NPT.





Professional

AIR AND TIRE ACCESSORIES



Tire Accessories

TREAD DEPTH GAUGE

Model No. 6-5493

Check tread depth quickly and easily. 1/32" markings up to 1" tread depth.



VALVE INSERTION TOOL

Model No. 6-5494

For inserting snap in style tire valves for tubeless tires.



VALVE CORE TOOL

Model No. 6-5495

Use for removing or inserting valve cores. Tool fits both standard (.453) and large bore (.625) valve cores.



VALVE FINISHING TOOL

Model No. 6-5496

Aligns and seals valve stems through the rim hole. Deflator and core tool is built into the handle.



TWO WAY VALVE CORE REMOVER

Model No. 6-5497

A very handy tool used for deflating tires and also for inserting or removing valve cores.



AIR AND WATER ADAPTOR

Model No. 6-5498

Used for adding liquid to tractor and road grader tires.



FOUR WAY TIRE VALVE REPAIR TOOL

Model No. 6-5499

Repairs core and stem threads. Also has core screwdriver and broken core extractor.





Tire Accessories

TUBELESS TIRE VALVES

Rubber snap-in style for tubeless tires. Maximum cold temperature may not exceed 60 PSI. 2 per package.

Model No.	Type	Length
6-5506	.453"	1-1/4"
6-5508	.453"	2"
6-5509	.453"	2-1/2"
6-5507	.625"	1-1/4"
6-5511	.625"	2"

CLAMP IN TIRE VALVE

Model No. 6-5513

For hi-performance aluminum and mag wheels. Will fit .453" or .625" valve holes. 1 per package.

CHROME TUBELESS TIRE VALVES


Chrome sleeve and cap. Lightweight rubber valves will not affect balance. Snap-in .453" style for tubeless tires. Maximum cold temperature may not exceed 60 PSI. 2 per package.

Model No.	Length
6-5516	1-1/4"
6-5517	2"

TUBELESS TRUCK TIRE VALVES

Straight clamp in style for tubeless tires. .625" size use for 5/8" side hole mounting. 2 per package.

Model No.	Length
6-5520	1-1/2"
6-5521	2"
6-5522	3-1/8"
6-5523	3-3/4"
6-5524	4-3/8"





Tire Accessories

TUBELESS TRACTOR VALVE

Model No. 6-5527

A large bore for fast filling of air and liquid. Can be used on tractor and road grader tires. 2 per package.



TUBELESS TRACTOR VALVE CORE

Model No. 6-5528

A large bore for fast filling of air and liquid. Replacement core for 6-5227 valve. 2 per package.



VALVE CORE

Model No. 6-5530

.2108-36 threads. Teflon seal. 0-200 PSI operating pressure range. 5 per package.



VALVE CORE

Model No. 6-5531

.302-32 threads. Teflon seal. 0-200 PSI operating pressure range. 5 per package.



VALVE CAPS

5 per package.

Model No.	Bore	Description
6-5540	Standard	Nickel Plate w/ Nut
6-5541	Standard	Hex Head
6-5543	Standard	Screwdriver Type
6-5544	Standard	Plastic Dome
6-5546	Large	Screwdriver Type



6-5540



6-5541



6-5543



6-5544



6-5546

PLASTIC VALVE EXTENSIONS

Lightweight extensions will not affect balance. 4 per package.

Model No.	Length
6-5550	3/4"
6-5551	1-1/4"
6-5552	1-1/2"



METAL VALVE EXTENSIONS

2 per package.

Model No.	Length
6-5563	4"
6-5564	5"





Pressure Washer Display



ADJUSTABLE CHEMICAL & SOAP INJECTOR KIT

Model No. 6-7170

Chemical and soap injection into the high pressure side of the pressure pump. Chemicals should be injected after the pump to increase the life of the pump. 5' long water hose and nickel plated brass strainer. Also includes black 4.0 soap nozzle. M22 fitting on both ends of adjustable mixer.





Professional

PRESSURE WASHER PARTS



SCREW COUPLINGS AND NIPPLES

Screw Coupling, M22F to 1/4" Female NPT

Model No. 6-7020

M22F to 1/4" Female NPT. Used anywhere high pressure connections are frequently assembled and disassembled. Easily hand tightened; ideal for connecting hoses together. Connects to all of the most common 1/4" pressure washer equipment in the industry and converts M22 metric thread size to standard thread size. 300° F and 5,800 PSI.



Screw Coupling, M22F to 1/4" Male NPT

Model No. 6-7025

M22F to 1/4" Male NPT. Used anywhere high pressure connections are frequently assembled and disassembled. Easily hand tightened; ideal for connecting hoses together. Connects to all of the most common 1/4" pressure washer equipment in the industry and converts M22 metric thread size to standard thread size. 300° F and 5,800 PSI.



Screw Coupling, M22F to 3/8" Female NPT

Model No. 6-7022

M22F to 3/8" Female NPT. Used anywhere high pressure connections are frequently assembled and disassembled. Easily hand tightened; ideal for connecting hoses together. Connects to all of the most common 1/4" pressure washer equipment in the industry and converts M22 metric thread size to standard thread size. 300° F and 5,800 PSI.



Screw Coupling, M22F to 3/8" Male NPT

Model No. 6-7026

M22F to 3/8" Male NPT. Used anywhere high pressure connections are frequently assembled and disassembled. Easily hand tightened; ideal for connecting hoses together. Connects to all of the most common 1/4" pressure washer equipment in the industry and converts M22 metric thread size to standard thread size. 300° F and 5,800 PSI.






QUICK CONNECT SPRAY NOZZLES

5 Piece Spray Nozzle Assortment

Five piece orifice quick connect spray nozzle set. Includes 0° blasting (red), 15° chiseling (yellow), 25° flushing (green), 40° washing (white) and 65° soap (black) nozzles. Designed for a 1/4" quick coupler and ideal for quick exchange of spray nozzle and spray guns. Connects to all of the most common pressure washer equipment in the industry. 300° F. 4,000 PSI.




Model No.	Size	Use	PSI
6-7036	3.5	Electric	4,000
6-7042	4.0	Electric-Gas	4,000
6-7050	4.5	Gas	4,000



Black Soap Spray Nozzle, 65°

Soap and chemical spray nozzle designed for a 1/4" quick coupler. Ideal for quick exchange of spray nozzle and spray guns. It delivers a wide spray angle that allows an even and broad application of the soap or chemicals. Connects to all of the most common pressure washer equipment in the industry. 300° F. 4,000 PSI.


Model No.	Size	Use	PSI
6-7037	3.5	Electric	4,000
6-7043	4.0	Electric-Gas	4,000



Yellow Chiseling Nozzle, 15°

Chiseling nozzle designed for a 1/4" quick coupler. Ideal for quick exchange of spray nozzles and spray guns. The spray should be directed at a 45° angle to the surface and be used like a scraper to remove paint, grease and dirt. Uses: Surface preparation (removing peeling paint and mildew stains), cleaning gutters and downspouts and bugs from trucks. Connects to all of the most common pressure washer equipment in the industry. 300° F. 4,000 PSI.

Model No.	Size	Use	PSI
6-7038	3.5	Electric	4,000
6-7044	4.0	Electric-Gas	4,000
6-7052	4.5	Gas	4,000
6-7056	5.5	Gas	4,000



Green Flushing Nozzle, 25°

Flushing nozzle designed for a 1/4" quick coupler. Ideal for quick exchange of spray nozzles and spray guns. This nozzle is best suited for flushing dirt, mud and grime. Uses: Wet sweeping leaves from walks, curbs and driveways, cleaning stable floors, washing swimming pool bottoms, and cleaning barbecue grills. Connects to all of the most common pressure washer equipment in the industry. 300° F. 4,000 PSI.

Model No.	Size	Use	PSI
6-7039	3.5	Electric	4,000
6-7045	4.0	Electric-Gas	4,000
6-7053	4.5	Gas	4,000



Professional

PRESSURE WASHER PARTS



White Wash Nozzle, 40°

Wash nozzle designed for a 1/4" quick coupler. Ideal for quick exchange of spray nozzles and spray guns. Its wide spray pattern disperses the water pressure over a large area and is recommended for rinsing and moderate washing. Uses: Washing down aluminum siding, cleaning windows, washing vehicles, spraying sidewalks, driveways, and patios. Connects to all of the most common pressure washer equipment in the industry. 300° F. 4,000 PSI.

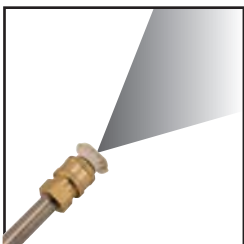
Model No.	Size	Use	PSI
6-7040	3.5	Electric	4,000
6-7046	4.0	Electric-Gas	4,000
6-7054	4.5	Gas	4,000



Red Blasting Nozzle, 0°

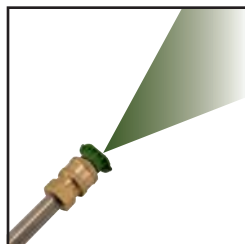
Blasting nozzle designed for a 1/4" quick coupler. Ideal for quick exchange of spray nozzles and spray guns. It delivers a very concentrated stream of water. Care should be used to avoid gouging wood or damaging fragile surfaces. Uses: Removing weeds from sidewalk cracks, stubborn mineral stains and chewing gum from concrete, masonry, aluminum and steel, caked mud from equipment, and cleaning lawn mower undersides. Connects to all of the most common pressure washer equipment in the industry. 300° F. 4,000 PSI.

Model No.	Size	Use	PSI
6-7041	3.5	Electric	4,000
6-7047	4.0	Electric-Gas	4,000
6-7055	4.5	Gas	4,000



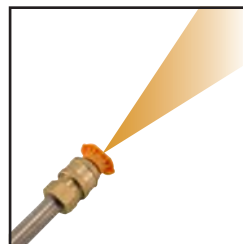
WHITE 40° NOZZLE

This is a wash nozzle. It's wide spray pattern disperses the water pressure over a large area and is recommended for rinsing and moderate washing. Uses: Washing down aluminum siding, cleaning windows, washing vehicles, spraying sidewalks, driveways and patios.




GREEN 25° NOZZLE

This is a flushing nozzle. With a narrower spray pattern than the 40 nozzle and with more concentrated spray pressure, this nozzle is best suited for flushing dirt, mud and grime. Wet sweeping leaves from walks, curbs and driveways, cleaning stable floors, washing swimming pool bottoms and cleaning barbecue grills.



YELLOW 15° NOZZLE

This is a chiseling nozzle. The spray should be directed at a 45 angle to the surface and be used like a scraper to remove paint, grease and dirt. Uses: Surface preparation (removing peeling paint and mildew stains), cleaning gutters and downspouts and bugs from trucks.



RED 0° NOZZLE

This is a blasting nozzle. It delivers a very concentrated stream of water. Care should be used to avoid gouging wood or damaging fragile surfaces. Uses: Removing weeds from sidewalk cracks, stubborn mineral stains and chewing gum from concrete, masonry, aluminum and steel, caked mud from equipment and cleaning lawn mower undersides.



NOZZLES AND FILTERS



0° to 80° Multi-Regulator Nozzle

Model No. 6-7057

1/4" female national pipe thread inlet. 3.5mm orifice multi regulator nozzle. Used when high and low pressures are needed. This nozzle easily switches between a solid or flat spray pattern without having to change nozzles. The low pressure mode is great for the introduction of downstream soaps. The spray pattern adjusts from a solid 0° to a flat 80° spray pattern with a twist of the nozzle head. 300° F. 3,200 PSI.



Rotating Turbo Nozzle, 4.5mm Orifice

Model No. 6-7058

4.5mm rotating turbo nozzle with 1/4" Female NPT Inlet. Increases cleaning efficiency by more than 200% over a 25° spray nozzle by using a 0° rotating tearing action. This nozzle is ideal for hard surface cleaning such as removing graffiti and caked on mud on equipment. 212° F. 3,600 PSI.



Filter for Turbo Nozzles

Model No. 6-7059

Turbo nozzle filter with 4.5mm orifice and 1/4" male x 1/4" quick connect. Used in combination with KT 6-7058 Turbo Nozzles to protect the nozzles from damage by preventing debris from getting into the nozzle. 190° F. 5,800 PSI.



Sewer Nozzle 1/4" Female NPT x 4.5mm

Model No. 6-7080

1/4" Female NPT x 4.5mm orifice stainless steel sewer nozzle. Slides easily into pipes and is great for flushing debris or clearing frozen pipes. Forward and backward orifices blast water into the clogged pipe, breaking up debris while pulling the hose through the pipe. 4,200 PSI.



Sewer Nozzle 1/8" Female NPT x 4.5mm

Model No. 6-7081

1/8" Female NPT x 4.5mm orifice stainless steel sewer nozzle. Slides easily into pipes and is great for flushing debris or clearing frozen pipes. Forward and backward orifices blast water into the clogged pipe, breaking up debris while pulling the hose through the pipe. 4,200 PSI.



Rotating Sewer Nozzle 1/4" Female NPT x 5.5mm

Model No. 6-7085

1/4" Female NPT x 5.5mm orifice stainless steel sewer nozzle. Slides easily into pipes and is great for flushing debris or clearing frozen pipes. Forward and backward orifices blast water into the clogged pipe, breaking up debris while pulling the hose through the pipe. 3,000 PSI.



Professional

PRESSURE WASHER PARTS



BRASS NIPPLES

Female Screw Nipple, M22M to 1/4"

Female NPT

Model No. 6-7009

Female Screw Nipple, M22M to 1/4" Female NPT. Used anywhere high pressure connections are frequently assembled and disassembled, in combination with screw couplers. Connects to all of the most common pressure washer equipment in the industry. Connects to male 1/4" fittings and converts M22 metric thread size to standard thread size. 5,800 PSI.



Male Screw Nipple, M22M to 1/4" Male NPT

Model No. 6-7015

Male Screw Nipple, M22M to 1/4" Male NPT. Used anywhere high pressure connections are frequently assembled and disassembled, in combination with screw couplers. Connects to all of the most common pressure washer equipment in the industry. Connects to female 1/4" fittings and converts M22 metric thread size to standard thread size. 5,800 PSI.



Female Screw Nipple, M22M x 3/8"

Female NPT

Model No. 6-7012

Female Screw Nipple, M22M x 3/8" Female NPT. Used anywhere high pressure connections are frequently assembled and disassembled, in combination with screw couplers. Connects to all of the most common pressure washer equipment in the industry. Connects to male 3/8" fittings and converts M22 metric thread size to standard thread size. 5,800 PSI.



Male Screw Nipple, M22M x 3/8" Male NPT

Model No. 6-7017

Male Screw Nipple, M22M x 3/8" Male NPT. Used anywhere high pressure connections are frequently assembled and disassembled, in combination with screw couplers. Connects to all of the most common pressure washer equipment in the industry. Connects to female 3/8" fittings and converts M22 metric thread size to standard thread size. 5,800 PSI.



Male Hose Connection, M22M x M22M

Model No. 6-7018

Male Screw Nipple, M22M x M22M. If you need more hose to reach your target area, use this to connect two M22 pressure washer hoses together. For use with K-T Model 6-7120 and 6-7125, as well as any other M22 style high pressure washing hose. 300° F and 5,800 PSI.





1/4" QUICK CONNECT COUPLERS AND PLUGS



Quick Coupler 1/4" Male NPT 5,500 PSI
Model No. 6-7060

1/4" male, brass socket quick coupler. Used anywhere high pressure connections are frequently assembled and disassembled. Ideal for quick exchange of spray nozzles and spray guns. Knurling on the socket sleeve allows for easy use. The ball lock design ensures a solid connection every time. These quick couplers connect to all of the most common pressure washer equipment in the industry. 5,500 PSI.




Quick Coupler 1/4" Female NPT 5,500 PSI
Model No. 6-7061

1/4" female, brass socket quick coupler. Used anywhere high pressure connections are frequently assembled and disassembled. Ideal for quick exchange of spray nozzles and spray guns. Knurling on the socket sleeve allows for easy use. The ball lock design ensures a solid connection every time. These quick couplers connect to all of the most common pressure washer equipment in the industry. 5,500 PSI.



Quick Coupler Plug 1/4" Male NPT 5,500 PSI
Model No. 6-7065

1/4" Male NPT, plated steel quick connect plug. Used in combination with quick couplers anywhere high pressure connections are frequently assembled and disassembled. Ideal for quick exchange of spray nozzles and spray guns. These quick connect plugs connect to all of the most common pressure washer equipment in the industry. 5,500 PSI.



Quick Coupler Plug 1/4" Female NPT 5,500 PSI
Model No. 6-7066

1/4" Female NPT, plated steel quick connect plug. Used in combination with quick couplers anywhere high pressure connections are frequently assembled and disassembled. Ideal for quick exchange of spray nozzles and spray guns. These quick connect plugs connect to all of the most common pressure washer equipment in the industry. 5,500 PSI.



Quick Coupler Plug 1/4" x M22F 5,800 PSI
Model No. 6-7068

1/4" quick coupler plug x M22F converter coupling. 5,800 PSI.



Professional

PRESSURE WASHER PARTS



3/8" QUICK CONNECT COUPLERS AND PLUGS

Quick Coupler 3/8" Male NPT 4,200 PSI

Model No. 6-7070

3/8" male, brass socket quick coupler. Used anywhere high pressure connections are frequently assembled and disassembled. Ideal for quick exchange of spray nozzles and spray guns. Knurling on the socket sleeve allows for easy use. The ball lock design ensures a solid connection every time. These quick couplers connect to all of the most common pressure washer equipment in the industry. 4,200 PSI.



Quick Coupler 3/8" Female NPT 4,200 PSI

Model No. 6-7071


3/8" female, brass socket quick coupler. 4,200 PSI. Used anywhere high pressure connections are frequently assembled and disassembled and are ideal for quick exchange of spray nozzles and spray guns. Knurling on the socket sleeve allows for easy use. The ball lock design ensures a solid connection every time. These quick couplers connect to all of the most common pressure washer equipment in the industry.



Quick Coupler Plug 3/8" Male NPT 4,200 PSI

Model No. 6-7075


3/8" Male NPT, plated steel quick connect plug. Used in combination with quick couplers anywhere high pressure connections are frequently assembled and disassembled. Ideal for quick exchange of spray nozzles and spray guns. These quick connect plugs connect to all of the most common pressure washer equipment in the industry. 4,200 PSI.



Quick Coupler Plug 3/8" Female NPT 4,200 PSI

Model No. 6-7076

3/8" Female NPT, plated steel quick connect plug. Used in combination with quick couplers anywhere high pressure connections are frequently assembled and disassembled. Ideal for quick exchange of spray nozzles and spray guns. These quick connect plugs connect to all of the most common pressure washer equipment in the industry. 4,200 PSI.





SPRAY GUNS, SPRAY LANCES, HIGH PRESSURE HOSE



Spray Gun, 7 GPM, 3/8" F-NPT Inlet, 1/4" F-NPT Outlet, 4,000 PSI

Model No. 6-7100

3/8" female national pipe thread x 1/4" female NPT output spray gun with forged brass housing. Industry standard and well suited for all pressure washing applications. Designed to be universally comfortable for even small hands. Specially designed heat and chemical resistant seals allow for optimum performance even in the harshest of environments. 300° F. 4,000 PSI.



Stainless Steel Molded Lance, 1/4" M-NPT Inlet, 1/4" M-NPT Outlet, 5,800 PSI

36" molded lance with 1/4" male national pipe threads. Designed to conform to the curvature of the hand allowing for comfortable use during long hours. The grip is molded directly to the lance to provide protection and strength. The star shape design of the grip allows for grip cooling during hot water applications. 300° F. 5,800 PSI.

Model No.	Size
6-7105	36"
6-7109	60"



Side Handle for Lance

Model No. 6-7115

Lance side handle is used on any 1/4" pressure washer lance and can be adjusted to the perfect position needed by the user. The lance handle reduces user fatigue. Fits K-T 6-7105, 36" molded lance, or most other 1/4" lances.



1/4" High Pressure Hoses 3,000 PSI

High pressure hoses with M22 x M22 female quick screw couplings and bend protectors. Smooth rubber cover. Resistant to cleaning detergents. Perfect hose for medium duty pressure washers. 140° F. 3,000 PSI.

Model No.	Size
6-7120	1/4" X 25'
6-7125	1/4" x 50'



3/8" x 50' High Pressure Hose 4,000 PSI

Model No. 6-7130

3/8" x 50' high pressure hose with quick coupler on one end and quick coupler plug on the other end. Smooth rubber cover and bend protectors. Resistant to cleaning detergents. Perfect hose for medium duty pressure washers. 250° F. 4,000 PSI.



Professional

PRESSURE WASHER PARTS



O RINGS, INLET FILTERS, TEFLON TAPE

10 Pc. Replacement O-Rings for 1/4" Quick Couplers

Model No. 6-7160

10 pack replacement 1/4" quick coupler O-rings (Buna®). Fits K-T 6-7060 and 6-7061 1/4" quick couplers.



10 Pc. Replacement O-Rings for 3/8" Quick Couplers

Model No. 6-7161

10 pack replacement 3/8" quick coupler O-rings (Buna®). Fits K-T 6-7070 and 6-7071, 3/8" quick couplers.



10 Pc. Replacement O-Ring for Screw Couplers

Model No. 6-7162


10-pack replacement screw coupler O-rings (Viton®). Fits K-T 6-7020, 6-7022, 6-7025 and 6-7026 screw couplings.



15 Pc. O-Ring Set

Model No. 6-7163

Contains five each of the most common pressure washer replacement O-rings, K-T 6-7162, Viton® compatible Screw Coupler O-Rings, 6-7161, 3/8" Buna® compatible Quick Coupler O-Rings and 6-7160, 1/4" Buna® compatible Quick Coupler O-Rings.



5 Pc. Water Inlet Filters

Model No. 6-7165


Protect your investment in your Pressure Washer. K-T Inlet Filters strain incoming water to catch dirt and debris before entering the pump to protect from damage.



PTFE Thread Tape, 1/2" x 520"

Model No. 6-7150

1/2" wide x 520" long Teflon tape used to wrap the threaded ends of pipe to provide a leak free connection. 2 Pack.



K-T's cable tie program is designed for extreme conditions. Our cable ties are built to withstand colder temperatures while providing more holding strength. Most of our ties are packaged in re-sealable bags to help them retain their moisture, which keeps them stronger for longer.

- K-T's cable ties are manufactured using the American made materials, DuPont and Ascend, to make up the 6/6 Nylon material.
- K-T's manufacturer tests the products four times before they ship out. The four tests are Tensile Strength, Moisture Analysis, Insertion Testing and Relative Viscosity.
- The temperature range of K-T cable ties: -40 F to +185 F.
- K-T's manufacturer controls the moisture inside each re-sealable bag to give the ties a higher tensile strength.
- Black and all colored cable ties have U/V protection.
- Many of our ties have UL Listed certification.

**Compare for yourself.
For quality, service and price,
K-T delivers!**



Ultra Light Duty Cable Ties

KT ultra-light duty cable ties are made from strong DuPont 6/6 nylon material. This material yields a higher breaking point, even at colder temperatures than the competition. Packaged in resealable bags to help preserve moisture and keeps ties organized. Higher moisture gives most zip ties more tensile strength. UL listed. U/V ties can be used outdoors and indoors. Length is approximate.

Model No.	Color	Qty Per Package	Length	Bundle Diameter	Ultra Violet	Temp Range	Strength
5-9410	Natural	100	4"	13/16"	No	-40°F-185°F	18 Lbs.
5-9412	Black	100	4"	13/16"	Yes	-40°F-185°F	18 Lbs.
5-9414	Green	100	4"	13/16"	Yes	-40°F-185°F	18 Lbs.
5-9416	Red	100	4"	13/16"	Yes	-40°F-185°F	18 Lbs.
5-9418	Yellow	100	4"	13/16"	Yes	-40°F-185°F	18 Lbs.
5-9419	Blue	100	4"	13/16"	No	-40°F-185°F	18 Lbs.
5-9472	Black	100	8"	2"	Yes	-40°F-185°F	18 Lbs.



Light Duty Cable Ties

KT light duty cable ties are made from strong DuPont 6/6 nylon material. This material yields a higher breaking point, even at colder temperatures than the competition. Packaged in resealable bags to help preserve moisture and keeps ties organized. Higher moisture gives most zip ties more tensile strength. UL listed. U/V ties can be used outdoors and indoors. Length is approximate.

Model No.	Color	Qty Per Package	Length	Bundle Diameter	Ultra Violet	Temp Range	Strength
5-9422	Natural	100	5.7"	1-1/4"	No	-40°F-185°F	40 Lbs.
5-9424	Black	100	5.7"	1-1/4"	Yes	-40°F-185°F	40 Lbs.
5-9474	Natural	100	8.1"	2"	No	-40°F-185°F	40 Lbs.
5-9476	Black	100	8.1"	2"	Yes	-40°F-185°F	40 Lbs.



8" Standard Duty Cable Ties

KT standard duty cable ties are made from strong DuPont 6/6 nylon material. This material yields a higher breaking point, even at colder temperatures than the competition. Packaged in resealable bags to help preserve moisture and keeps ties organized. Higher moisture gives most zip ties more tensile strength. UL listed. U/V ties can be used outdoors and indoors. Length is approximate.

Model No.	Color	Qty Per Package	Length	Bundle Diameter	Ultra Violet	Temp Range	Strength
5-9452	Natural	25	8"	2"	No	-40°F-185°F	75 Lbs.
5-9454	Natural	100	8"	2"	No	-40°F-185°F	75 Lbs.
5-9456	Black	25	8"	2"	Yes	-40°F-185°F	75 Lbs.
5-9458	Black	100	8"	2"	Yes	-40°F-185°F	75 Lbs.
5-9459	Black	1000	8"	2"	Yes	-40°F-185°F	75 Lbs.
5-9460	Assorted	100	8"	2"	Yes	-40°F-185°F	50 Lbs.
5-9462	Blue	100	8"	2"	Yes	-40°F-185°F	50 Lbs.
5-9464	Green	100	8"	2"	Yes	-40°F-185°F	50 Lbs.
5-9466	Red	100	8"	2"	Yes	-40°F-185°F	50 Lbs.
5-9468	Yellow	100	8"	2"	Yes	-40°F-185°F	50 Lbs.
5-9470	Orange	100	8"	2"	Yes	-40°F-185°F	50 Lbs.

5-9488	Natural	25	11.8"	3"	No	-40°F-185°F	75 Lbs.
5-9490	Natural	100	11.8"	3"	No	-40°F-185°F	75 Lbs.
5-9492	Black	25	11.8"	3"	Yes	-40°F-185°F	75 Lbs.
5-9494	Black	100	11.8"	3"	Yes	-40°F-185°F	75 Lbs.
5-9496	Assorted	100	11.8"	3"	Yes	-40°F-185°F	50 Lbs.
5-9498	Blue	100	11.8"	3"	Yes	-40°F-185°F	50 Lbs.
5-9500	Green	100	11.8"	3"	Yes	-40°F-185°F	50 Lbs.
5-9502	Orange	100	11.8"	3"	Yes	-40°F-185°F	50 Lbs.
5-9504	Red	100	11.8"	3"	Yes	-40°F-185°F	50 Lbs.
5-9506	Yellow	100	11.8"	3"	No	-40°F-185°F	50 Lbs.

5-9512	Natural	25	14.6"	4"	No	-40°F-185°F	75 Lbs.
5-9514	Natural	100	14.6"	4"	No	-40°F-185°F	75 Lbs.
5-9516	Black	25	14.6"	4"	Yes	-40°F-185°F	75 Lbs.
5-9518	Black	100	14.6"	4"	Yes	-40°F-185°F	75 Lbs.
5-9520	Assorted	100	14.6"	4"	Yes	-40°F-185°F	50 Lbs.
5-9522	Blue	100	14.6"	4"	Yes	-40°F-185°F	50 Lbs.
5-9524	Green	100	14.6"	4"	Yes	-40°F-185°F	50 Lbs.
5-9526	Red	100	14.6"	4"	No	-40°F-185°F	50 Lbs.
5-9528	Yellow	100	14.6"	4"	No	-40°F-185°F	50 Lbs.



Professional

CABLE TIES



Heavy Duty Cable Ties

KT heavy duty cable ties are made from strong DuPont 6/6 nylon material. Packaged in resealable bags to help preserve moisture and keeps ties organized. Higher moisture gives most zip ties more tensile strength. UL listed. U/V ties can be used outdoors and indoors. Length is approximate.

Model No.	Color	Qty Per Package	Length	Bundle Diameter	Ultra Violet	Temp Range	Strength
5-9434	Natural	100	7.9"	2"	No	-40°F-185°F	120 Lbs.
5-9436	Black	100	7.9"	2"	Yes	-40°F-185°F	120 Lbs.
5-9534	Natural	100	14.5"	4"	No	-40°F-185°F	120 Lbs.
5-9536	Black	100	14.5"	4"	Yes	-40°F-185°F	120 Lbs.
5-9542	Natural	50	18"	5"	No	-40°F-185°F	120 Lbs.
5-9544	Black	50	18"	5"	Yes	-40°F-185°F	120 Lbs.



Extra Heavy Duty Cable Ties

KT extra heavy duty cable ties are made from strong DuPont 6/6 nylon material. Packaged in resealable bags to help preserve moisture and keeps ties organized. Higher moisture gives most zip ties more tensile strength. UL listed. U/V ties can be used outdoors and indoors. Length is approximate.

Model No.	Color	Qty Per Package	Length	Bundle Diameter	Ultra Violet	Temp Range	Strength
5-9538	Natural	50	17"	4.9"	No	-40°F-185°F	175 Lbs.
5-9540	Black	50	17"	4.9"	Yes	-40°F-185°F	175 Lbs.
5-9556	Natural	25	24.9"	7"	No	-40°F-185°F	175 Lbs.
5-9558	Black	25	24.9"	7"	Yes	-40°F-185°F	175 Lbs.
5-9560	Natural	10	36.5"	10.7"	No	-40°F-185°F	175 Lbs.
5-9562	Black	10	36.5"	10.7"	Yes	-40°F-185°F	175 Lbs.
5-9563	Natural	10	48"	15"	No	-40°F-185°F	175 Lbs.
5-9564	Black	10	48"	15"	Yes	-40°F-185°F	175 Lbs.
5-9567	Black	10	52"	16"	Yes	-40°F-185°F	175 Lbs.

CABLE TIES



Super Heavy Duty Cable Ties

KT extra heavy duty cable ties are made from strong DuPont 6/6 nylon material. Packaged in resealable bags to help preserve moisture and keeps ties organized. Higher moisture gives most zip ties more tensile strength. UL listed. U/V ties can be used outdoors and indoors. Length is approximate.

Model No.	Color	Qty Per Package	Length	Bundle Diameter	Ultra Violet	Temp Range	Strength
5-9552	Natural	25	22"	6"	No	-40°F-185°F	250 Lbs.
5-9554	Black	25	22"	6"	Yes	-40°F-185°F	250 Lbs.
5-9565	Natural	10	40"	12"	No	-40°F-185°F	250 Lbs.
5-9566	Black	10	40"	12"	Yes	-40°F-185°F	250 Lbs.



ID Cable Ties

KT ID cable ties are made from strong DuPont 6/6 nylon material. Packaged in resealable bags to help preserve moisture and keeps ties organized. Higher moisture gives most zip ties more tensile strength. UL listed. To be used indoors. Length is approximate.

Model No.	Color	Qty Per Package	Length	ID Direction	Ultra Violet	Temp Range	Strength
5-9420	Natural	100	4"	Horizontal	No	-40°F-185°F	18 Lbs.
5-9426	Natural	25	7"	Vertical	Yes	-40°F-185°F	18 Lbs.
5-9428	Natural	100	7"	Vertical	Yes	-40°F-185°F	18 Lbs.



Push Mount Cable Ties

Designed to be used in a 3/16" to 1/4" hole. Can be used on sheet metal from .079 to .125" thick. KT push mount cable ties are made from strong DuPont 6/6 nylon material. Packaged in resealable bags to help preserve moisture and keeps ties organized. Higher moisture gives ties more tensile strength. UL listed. U/V ties can be used outdoors and indoors. Length is approximate.

Model No.	Color	Qty Per Package	Length	Bundle Diameter	Ultra Violet	Temp Range	Strength
5-9440	Natural	100	7.9"	2"	No	-40°F-185°F	75 Lbs.
5-9442	Black	100	7.9"	2"	Yes	-40°F-185°F	75 Lbs.



Screw Mount Cable Ties

Use a number 8 or 10 screw to mount to a variety of surfaces, wood, sheet metal and concrete. Use around the home, vehicles, shop or work. KT screw mount cable ties are made from strong DuPont 6/6 nylon material. Packaged in resealable bags to help preserve moisture and keeps ties organized. Higher moisture gives most zip ties more tensile strength. UL listed. U/V ties can be used outdoors and indoors. Length is approximate.


Model No.	Color	Qty Per Package	Length	Bundle Diameter	Ultra Violet	Temp Range	Strength
5-9478	Natural	100	8"	2"	No	-40°F-185°F	75 Lbs.
5-9480	Black	25	8"	2"	Yes	-40°F-185°F	75 Lbs.
5-9482	Black	100	8"	2"	Yes	-40°F-185°F	75 Lbs.
5-9530	Natural	100	15"	4"	No	-40°F-185°F	75 Lbs.
5-9532	Black	100	15"	4"	Yes	-40°F-185°F	75 Lbs.



Fir Tree Mount Cable Ties

Designed to be used in a 1/4" hole. Can be used on sheet metal up to 1/4" thick. KT medium duty cable ties are made from strong DuPont 6/6 nylon material. Packaged in resealable bags to help preserve moisture and keeps ties organized. Higher moisture gives most zip ties more tensile strength. UL listed. U/V ties can be used outdoors and indoors. Length is approximate.

Model No.	Color	Qty Per Package	Length	Bundle Diameter	Ultra Violet	Temp Range	Strength
5-9484	Black	25	8"	2"	Yes	-40°F-185°F	75 Lbs.
5-9486	Black	100	8"	2"	Yes	-40°F-185°F	75 Lbs.



Tie Mount

Tie mounts can be screwed in place or use the handy adhesive pad provided. Made from strong DuPont 6/6 nylon material. Packaged in resealable bags to help preserve moisture and keeps mounts organized. Higher moisture gives most zip ties more tensile strength. UL listed. For indoor use.

Model No.	Color	Qty Per Package
5-9569	Natural	100



Narrow Stainless Steel Cable Ties

KT Stainless steel cable ties are designed to be used in harsh environments including high heat, corrosion and salt water applications. High heat environments that greatly surpass nylon cable ties include engine applications. Stainless steel 316 is a super metal that withstands chemical abuse such as salt water and acids. Narrow ties are 3/16" or 4.6 mm. Do not use in high pressure areas, narrow ties are rated up to 100 Lbs.

Model No.	Qty Per Package	Length
5-9448	5	7.9"
5-9508	5	14.2"
5-9548	5	20.4"



Wide Stainless Steel Cable Ties

KT Stainless steel cable ties are designed to be used in harsh environments including high heat, corrosion and salt water applications. High heat environments that greatly surpass nylon cable ties include engine applications. Stainless steel 316 is a super metal that withstands chemical abuse such as salt water and acids. Wide ties are 5/16" or 7.9 mm. Do not use in high pressure areas, wide ties are rated up to 200 Lbs.

Model No.	Qty Per Package	Length
5-9450	5	7.9"
5-9510	5	14.2"
5-9550	5	20.4"



Tear Away Light Duty Cable Ties

Light duty cable ties are made from 6/6 nylon material. This tie is designed to be easily removed with no tools. Length is approximate.

Model No.	Color	Qty Per Package	Length	Bundle Diameter	Strength
5-9582	Black	100	6"	1-1/4"	30 Lbs.
5-9584	Orange	100	6"	1-1/4"	30 Lbs.
5-9586	Red	100	6"	1-1/4"	30 Lbs.
5-9588	Yellow	100	6"	1-1/4"	30 Lbs.



29.5" YELLOW QUICK RELEASE CABLE TIES

Releasable cable ties offer a release feature in the head allowing for easy access to wire bundles when changes or temporary bundling are necessary. The head design guarantees high tensile strength even after repeated use. Additional design feature on the head allows excess strap to be tucked away after installation. Releasable Cable Tie, 29.6" Long, 200 lb Tensile Strength, Yellow

Model No.	Color	Qty Per Package	Length	Bundle Diameter	Ultra Violet	Temp Range	Strength
5-9577	Yellow	5	29.5"	8"	No	-40°F-185°F	200 Lbs.



Professional

CABLE TIES



Releasable Cable Ties

With a quick press of the tie button this tie can be released. KT releasable cable ties are made from strong DuPont 6/6 nylon material. This material yields a higher breaking point, even at colder temperatures than the competition. Packaged in resealable bags to help preserve moisture and keeps ties organized. Higher moisture gives most zip ties more tensile strength. UL listed. U/V ties can be used outdoors and indoors. Length is approximate.


Model No.	Color	Qty Per Package	Length	Bundle Diameter	Ultra Violet	Temp Range	Strength
5-9578	Black	25	8"	1.75"	Yes	-40°F-185°F	75 Lbs.
5-9580	Black	25	11"	3"	Yes	-40°F-185°F	75 Lbs.



Clamp Cable Ties

Heat stabilized cable ties provide excellent resistance to high heat exposures. -40°F to +257°F (-40°C to +125°C) The 360 Degree compression ties were designed with underside clamping rails to allow for optimal surface contact and complete circumferential compression around the bundle. The bent tail design allows quick and simple installations by hand. UL certified. Length is approximate.

Model No.	Color	Qty Per Package	Length	Bundle Diameter	Ultra Violet	Temp Range	Strength
5-9570	Black	100	8"	1.75"	Yes	-40°F-257°F	60 Lbs.
5-9571	Black	25	8"	1.75"	Yes	-40°F-257°F	60 Lbs.
5-9572	Natural	100	8"	1.75"	No	-40°F-257°F	60 Lbs.
5-9573	Natural	25	8"	1.75"	No	-40°F-257°F	60 Lbs.



CAMO CABLE TIES

A mix of camo colors for many hobby uses. KT standard duty cable ties are made from strong DuPont 6/6 nylon material. This material yields a higher breaking point, even at colder temperatures than the competition. Packaged in resealable bags to help preserve moisture and keeps ties organized. Higher moisture gives most zip ties more tensile strength. UL listed. U/V ties can be used outdoors and indoors. Length is approximate.

Model No.	Color	Qty Per Package	Length	Bundle Diameter	Ultra Violet	Temp Range	Strength
5-9431	Camo Mix	100	8"	2"	Yes	-40°F-185°F	50 Lbs.
5-9432	Camo Mix	100	11.8"	3"	Yes	-40°F-185°F	50 Lbs.

200 PC CAMO CABLE TIE KIT

MODEL NO. 5-9430

Contains a mix of our most popular sizes, 4", 8" and 11.8" ties. A combination of camo colors for many hobby uses. U/V ties can be used outdoors and indoors. Length is approximate.

200 PC HOLIDAY ASSORTMENT CABLE TIES

MODEL NO. 5-9433

UV protection for indoor and outdoor use. Made of strong DuPont 6/6 nylon material. Stronger tensile strength. Holiday colors of red and green.

Length	Qty. Per Package	Color
4"	50 Pc	Red
4"	50 Pc	Green
8"	50 Pc	Red
8"	50 Pc	Green



650 PC ASSORTED CABLE TIES

MODEL NO. 5-9400

Contains a mix of our most popular sizes, 4", 8" and 12" ties. Packaged in resealable canister to help preserve moisture. U/V ties can be used outdoors and indoors. Length is approximate.

Length	Qty.	Color	Length	Qty.	Color
4"	50 Pc	Red	4"	100 Pc	Natural
4"	50 Pc	Yellow	8"	300 Pc	Natural
4"	50 Pc	Blue	12"	50 Pc	Natural
4"	50 Pc	Green			



1200 PC ASSORTED CABLE TIES

MODEL NO. 5-9404

Ties come in re-sealable canister that helps preserve moisture.

Length	Qty.	Color	Length	Qty.	Color
4"	100 Pc	Natural	5.7"	100 Pc	UV Black
4"	200 Pc	UV Black	8"	50 Pc	Natural
4"	100 Pc	UV Green	8"	50 Pc	UV Black
4"	100 Pc	UV Red	8"	50 Pc	UV Green
4"	100 Pc	UV Yellow	8"	50 Pc	UV Red
4"	100 Pc	UV Blue	11.8"	50 Pc	Natural
5.7"	100 Pc	Natural	11.8"	50 Pc	UV Black

1/4" DR. TENSION TOOL FOR STAINLESS STEEL TIES

MODEL NO. 5-9595

This handy tool may be used for both narrow and wide stainless steel cable ties. Use with any standard 1/4" drive nutdriver or ratchet. May be used on any brand of stainless cable ties.



PREMIUM NYLON TIE TENSIONER

MODEL NO. 5-9596

Binding pressure is adjustable. Quick Twist Snaps Fastens and automatically snaps off excess length with a quick twist. Adjustable binding pressure up to 75 lbs. tensile strength.



PROFESSIONAL NYLON TIE TENSIONER

MODEL NO. 5-9597

Binding pressure is adjustable. Quick Twist Snaps Fastens and automatically snaps off excess length with a quick twist. Adjustable binding pressure up to 75 lbs. tensile strength.

HOSE CLAMPS

K-T's hose clamp program is designed for many different applications. Our program will help fill most of your customers needs and expectations.

Compare for yourself.
For quality, service and price, K-T delivers!



MINI HOSE CLAMP

Made of 201 stainless steel, a very strong yet cost effective stainless steel. This clamp is ideal for small applications such as fuel lines and vacuum lines. The band, housing and screw are all made of 201 stainless steel. Band width is 5/16". Hex head and slotted 6mm screw. ***Must be purchased in box quantities, Individual model numbers are referenced in the description only.***

Box Model No.	Box UPC	Qty Per Box	Band Width	Min Diameter	Max Diameter	S.A.E. Size	Individual Model No.	Individual UPC
5-9204	083905592047	10	5/16"	1/4"	5/8"	4	5-9604	083905596045
5-9206	083905592061	10	5/16"	7/16"	11/16"	6	5-9606	083905596069
5-9208	083905592085	10	5/16"	1/2"	13/16"	8	5-9608	083905596083
5-9210	083905592108	10	5/16"	9/16"	1-1/16"	10	5-9610	083905596106
5-9212	083905592122	10	5/16"	11/16"	1-1/4"	12	5-9612	083905596120



MINI TURN KEY HOSE CLAMP

Made of 201 stainless steel, a very strong yet cost effective stainless steel. This clamp is ideal for small applications. Handy plastic coated turn key makes the clamp easy and quick to use. The band, housing and screw are all made of 201 stainless steel. Band width is 5/16". ***Must be purchased in box quantities, Individual model numbers are referenced in the description only.***

Box Model No.	Box UPC	Qty Per Box	Band Width	Min Diameter	Max Diameter	S.A.E. Size	Individual Model No.	Individual UPC
5-9250	083905592504	4	5/16"	1/4"	5/8"	4	5-9650	083905596502
5-9251	083905592511	4	5/16"	7/16"	11/16"	6	5-9651	083905596519
5-9252	083905592528	4	5/16"	1/2"	13/16"	8	5-9652	083905596526
5-9253	083905592525	4	5/16"	9/16"	1-1/16"	10	5-9653	083905596533
5-9254	083905592542	4	5/16"	11/16"	1-1/4"	12	5-9654	083905596540



Super Heavy Duty Hose Clamp

Made of 301 stainless steel, a very corrosive resistant stainless steel. This clamp is ideal for a wide range of clamping applications where strength and corrosion resistance is important. The band, housing and screw are all made of 301 stainless steel. Band width is 5/8". Hex head and slotted 8mm screw. ***Must be purchased in box quantities, Individual model numbers are referenced in the description only.***

Box Model No.	Box UPC	Qty Per Box	Band Width	Min Diameter	Max Diameter	S.A.E. Size	Individual Model No.	Individual UPC
5-9240	083905592405	4	5/8"	1-5/16"	2-1/4"	28	5-9640	083905596403
5-9241	083905592412	4	5/8"	1-13/16"	2-3/4"	36	5-9641	083905596410
5-9242	083905592429	4	5/8"	2-9/16"	2-9/16"	48	5-9642	083905596427

**STANDARD HOSE CLAMP**

Made of 201 stainless steel, a very strong yet cost effective stainless steel. This clamp is ideal for a wide range of clamping applications. The band, housing and screw are all made of 201 stainless steel. Band width is 1/2". Hex head and slotted 8mm screw. ***Must be purchased in box quantities, Individual model numbers are referenced in the description only.***

Box Model No.	Box UPC	Qty Per Box	Band Width	Min Diameter	Max Diameter	S.A.E. Size	Individual Model No.	Individual UPC
5-9306	083905593068	10	1/2"	7/16"	23/32"	6	5-9706	083905597066
5-9308	083905593082	10	1/2"	1/2"	29/32"	8	5-9708	083905597080
5-9310	083905593105	10	1/2"	9/16"	1-1/16"	10	5-9710	083905597103
5-9312	083905593129	10	1/2"	11/16"	1-1/4"	12	5-9712	083905597127
5-9316	083905593167	10	1/2"	13/16"	1-1/2"	16	5-9716	083905597165
5-9320	083905593204	4	1/2"	13/16"	1-3/4"	20	5-9720	083905597202
5-9324	083905593242	4	1/2"	1-1/16"	2"	24	5-9724	083905597240
5-9328	083905593280	4	1/2"	1-5/16"	2-1/4"	28	5-9728	083905597288
5-9332	083905593327	4	1/2"	1-9/16"	2-1/2"	32	5-9732	083905597325
5-9336	083905592045	4	1/2"	1-13/16"	2-3/4"	36	5-9736	083905597363
5-9340	083905593402	4	1/2"	2-1/16"	3"	40	5-9740	083905597400
5-9344	083905593440	4	1/2"	2-5/16"	3-1/4"	44	5-9744	083905597448
5-9348	083905593488	4	1/2"	2-9/16"	3-1/2"	48	5-9748	083905597486
5-9352	083905593525	4	1/2"	2-13/16"	3-3/4"	52	5-9752	083905597523
5-9356	083905593563	4	1/2"	3-1/16"	4"	56	5-9756	083905597561
5-9364	083905593648	4	1/2"	3-9/16"	4-1/2"	64	5-9764	083905597646
5-9380	083905593808	4	1/2"	4-5/8"	5-1/2"	80	5-9780	083905597806
5-9388	083905593884	4	1/2"	5-1/16"	6"	88	5-9788	083905597882
5-9391	083905593914	6	1/2"	6-3/16"	7"	104	5-9791	083905597912
5-9393	083905593938	6	1/2"	7-1/8"	10"	152	5-9793	083905597936
5-9394	083905593945	6	1/2"	19-3/8"	12-1/4"	188	5-9794	083905597943

**TURN KEY HOSE CLAMP**

Made of 201 stainless steel, a very strong yet cost effective stainless steel. This clamp is ideal for a wide range of clamping applications. Handy turn key makes the clamp easy and quick to use. The band, housing and screw are all made of 201 stainless steel. Band width is 1/2". ***Must be purchased in box quantities, Individual model numbers are referenced in the description only.***

Box Model No.	Box UPC	Qty Per Box	Band Width	Min Diameter	Max Diameter	S.A.E. Size	Individual Model No.	Individual UPC
5-9260	083905592603	4	1/2"	5/8"	1-1/4"	12	5-9660	083905596601
5-9261	083905592610	4	1/2"	1-1/16"	2"	24	5-9661	083905596618
5-9262	083905592627	4	1/2"	1-9/16"	2-1/2"	32	5-9662	083905596625
5-9263	083905592634	4	1/2"	2-1/16"	3"	40	5-9663	083905596632
5-9264	083905592641	4	1/2"	3-5/16"	4-1/4"	60	5-9664	083905596649

HOSE CLAMPS



HEAVY DUTY HOSE CLAMP

Made of 301 stainless steel, a very corrosive resistant stainless steel. This clamp is ideal for a wide range of clamping applications where strength and corrosion resistance is important. The band, housing and screw are all made of 301 stainless steel. Band width is 9/16". Hex head and slotted 8mm screw. ***Must be purchased in box quantities, Individual model numbers are referenced in the description only.***

Box Model No.	Box UPC	Qty Per Box	Band Width	Min Diameter	Max Diameter	S.A.E. Size	Individual Model No.	Individual UPC
5-9220	083905592207	4	9/16"	9/16"	1-1/16"	10	5-9620	083905596205
5-9221	083905592214	4	9/16"	11/16"	1-1/4"	12	5-9621	083905596212
5-9222	083905592221	4	9/16"	13/16"	1-1/2"	16	5-9622	083905596229
5-9223	083905592238	4	9/16"	13/16"	1-3/4"	20	5-9623	083905596236
5-9224	083905592245	4	9/16"	1-1/16"	2"	24	5-9624	083905596243
5-9225	083905592252	4	9/16"	1-5/16"	2-1/4"	28	5-9625	083905596250
5-9226	083905592269	4	9/16"	1-9/16"	2-1/2"	32	5-9626	083905596267
5-9227	083905592276	4	9/16"	1-3/16"	2-3/4"	36	5-9627	083905596274
5-9229	083905592290	4	9/16"	2-5/16"	3-1/4"	44	5-9629	083905596298
5-9230	083905592306	4	9/16"	2-9/16"	3-1/2"	48	5-9630	083905596304



T BOLT HOSE CLAMP

Designed to provide the highest clamping pressure. Made of 304 stainless steel, a very strong and corrosion resistant stainless steel. This clamp is ideal for a wide range of clamping applications. The band, housing and screw are all made of 304 stainless steel. Band width is 3/4". Hex head 10mm screw. ***T-Bolt Hose Clamps are sold by eaches.***

Model No.	UPC	Qty Per Box	Band Width	Min Diameter	Max Diameter	S.A.E. Size
5-9270	083905592702	4	3/4"	1-5/8"	1-7/8"	
5-9271	083905592719	4	3/4"	1-7/8"	2-3/16"	32
5-9272	083905592726	4	3/4"	2-1/8"	2-7/16"	40
5-9274	083905592740	4	3/4"	2-1/2"	2-13/16"	52



TURN KEY DRYER HOSE CLAMP

Made of 304 stainless steel. Handy turn key makes the clamp easy and quick to use. The band, housing and screw are all made of 304 stainless steel. Band width is 1/2". 4-1/16" to 5-1/2". ***Dryer Hose Clamps are sold by the EA.***

Model No.	UPC	Qty Per Box	Band Width	Min Diameter	Max Diameter
5-9269	083905592696	4	1/2"	4-1/16"	5-1/2"

20 PC STAINLESS STEEL HOSE CLAMP KIT

MODEL NO. 5-9203

Made of 201 stainless steel, a very strong yet cost effective stainless steel. This clamp is ideal for a wide range of clamping applications. The band, housing and screw are all made of 201 stainless steel. Band width is 1/2". Hex head and slotted 8mm screw.

Contents		
Sz 10	1/2" or 13mm 9/16" - 1 1/16" or 14mm - 27mm	4 Pc
Sz 12	1/2" or 13mm 11/16" - 1 1/4" or 17mm - 32mm	2 Pc
Sz 20	1/2" or 13mm 13/16" - 1 3/4" or 21mm - 44mm	2 Pc
Sz 24	1/2" or 13mm 1 1/16" - 2" or 27mm - 51mm	4 Pc
Sz 32	1/2" or 13mm 1 9/16" - 2 1/2" or 40mm - 64mm	2 Pc
Sz 40	1/2" or 13mm 2 1/16" - 3" or 52mm - 76mm	2 Pc
Sz 48	1/2" or 13mm 2 9/16" - 3 1/2" or 65mm - 89mm	2 Pc
Sz 56	1/2" or 13mm 3 1/16" - 4" or 78mm - 102mm	2 Pc




40 PC STAINLESS STEEL HOSE CLAMP KIT

MODEL NO. 5-9200

Made of 201 stainless steel, a very strong yet cost effective stainless steel. This clamp is ideal for a wide range of clamping applications. The band, housing and screw are all made of 201 stainless steel. Band width of 5/16" & 1/2". Hex head and slotted 6mm or 8mm screw.

Contents		
Sz 4	5/16" or 8 mm MINI 1/4" - 5/8" or 6 mm - 16mm	6 Pc
Sz 6	5/16" or 8 mm MINI 7/16" - 11/16" or 11 mm - 20mm	8 Pc
Sz 8	5/16" or 8 mm MINI 1/2" - 13/16" or 13 mm - 23mm	6 Pc
Sz 10	5/16" or 8 mm MINI 9/16" - 1 1/16" or 14 mm - 27mm	6 Pc
Sz 12	5/16" or 8 mm MINI 11/16" - 1 1/4" or 17 mm - 32mm	6 Pc
Sz 12	1/2" or 13 mm 11/16" - 1 1/4" or 17 mm - 32mm	4 Pc
Sz 16	1/2" or 13 mm 13/16" - 1 1/2" or 21 mm - 38mm	4 Pc






Extension Springs

Model No.	Des.	O.D.	Length	Dia.	Qty/Pkg
5-9002	C-13	7/32"	1-1/2"	.023"	2
5-9004	C-23	9/32"	1-1/2"	.025"	2
5-9005	C-25	5/16"	1-1/2"	.020"	2
5-9006	C-29	11/32"	1-1/2"	.028"	2
5-9007	C-31	7/16"	1-1/2"	.028"	2
5-9008	C-33	7/16"	1-1/2"	.047"	2
5-9015	C-77	11/32"	1-7/8"	.025"	2
5-9017	C-83	7/16"	1-7/8"	.047"	2
5-9023	C-119	1/4"	2-1/2"	.035"	2
5-9024	C-131	7/16"	2-1/2"	.028"	2
5-9025	C-133	7/16"	2-1/2"	.047"	2
5-9026	C-135	7/16"	2"	.062"	2
5-9027	C-139	7/16"	3-1/2"	.054"	2
5-9028	C-141	5/8"	2-1/2"	.072"	2
5-9029	C-143	9/16"	3"	.054"	2
5-9030	C-155	5/16"	3"	.028"	2
5-9031	C-157	1/4"	3-1/4"	.025"	2
5-9032	C-161	7/16"	2-3/4"	.034"	2
5-9033	C-163	7/16"	3-1/2"	.047"	2
5-9035	C-171	3/4"	2"	.105"	2
5-9036	C-173	3/4"	2-1/4"	.105"	2
5-9038	C-177	3/4"	2-5/8"	.105"	2
5-9039	C-179	9/16"	2-7/8"	.072"	2
5-9040	C-181	5/8"	3-1/4"	.072"	2
5-9041	C-183	9/16"	4"	.047"	2
5-9044	C-189	3/4"	3-1/8"	.105"	2
5-9045	C-191	3/4"	3-3/4"	.105"	2
5-9046	C-193	3/8"	4"	.034"	2
5-9048	C-209	3/8"	4-1/2"	.028"	2
5-9049	C-215	3/8"	3-3/4"	.041"	2


Model No.	Des.	O.D.	Length	Dia.	Qty/Pkg
5-9050	C-219	13/32"	4-1/2"	.041"	2
5-9051	C-221	1/2"	4-12"	.062"	2
5-9052	C-223	1/2"	5"	.072"	2
5-9053	C-227	11/16"	4-3/4"	.091"	2
5-9054	C-231	9/16"	6"	.072"	2
5-9056	C-235	5/16"	6"	.028"	2
5-9058	C-243	5/8"	6-1/2"	.054"	2
5-9059	C-251	1-1/8"	16"	.105"	1
5-9060	C-253	9/16"	16-1/2"	.054"	1
5-9061	C-257	13/16"	4-12"	.091"	2
5-9062	C-259	13/16"	4"	.120"	2
5-9063	C-261	1-1/16"	5-1/2"	.120"	1
5-9064	C-263	7/8"	6"	.091"	1
5-9065	C-265	1-1/16"	7"	.105"	1
5-9066	C-267	1-1/4"	6-1/2"	.162"	1
5-9067	C-269	1"	7"	.135"	1
5-9068	C-271	1-1/16"	8-1/2"	.080"	1
5-9069	C-273	1-1/8"	8-1/2"	.148"	1
5-9070	C-275	1-1/8"	7-1/2"	.091"	1
5-9071	C-277	3/4"	6-1/2"	.091"	1
5-9077	C-301	1-1/2"	11-1/2"	.135"	1
5-9079	C-307	1-1/16"	12"	.135"	1
5-9080	C-311	7/16"	10-1/4"	.041"	1
5-9081	C-313	1/2"	8-1/2"	.047"	1
5-9085	C-321	5/8"	8-1/2"	.062"	1
5-9087	C-325	7/8"	8-1/2"	.062"	1
5-9088	C-329	7/8"	8-1/2"	.875"	1
5-9089	C-333	7/8"	9"	.135"	1
5-9090	C-337	1"	8-1/2"	.120"	1
5-9091	C-339	1-1/4"	10"	.0148"	1





Compression Springs

Model No.	Des.	O.D.	Length	Dia.	Qty/Pkg
5-9105	C-570	1/8"	1-3/8"	.014"	6
5-9114	C-614	5/16"	1-1/4"	.041"	4
5-9119	C-660	5/16"	1-3/4"	.016"	4
5-9123	C-676	7/16"	2-1/8"	.032"	4
5-9124	C-680	5/16"	2"	.047"	4
5-9125	C-690	7/16"	2-1/4"	.041"	2
5-9128	C-702	9/16"	1"	.054"	2
5-9129	C-704	1/2"	1-1/2"	.041"	2
5-9136	C-736	1/2"	2-3/4"	.072"	2
5-9137	C-740	5/8"	2-1/2"	.080"	2
5-9138	C-742	5/8"	2-3/4"	.054"	2
5-9139	C-750	3/4"	2"	.080"	2
5-9140	C-752	15/16"	2"	.080"	2
5-9141	C-756	22/32"	3-1/2"	.041"	2
5-9142	C-766	9/16"	3"	.054"	2
5-9143	C-782	5/8"	3"	.080"	2
5-9144	C-792	7/8"	3"	.105"	2
5-9145	C-802	1-3/8"	4-3/8"	.148"	1
5-9150	C-826	1"	3-1/2"	.120"	2
5-9152	C-832	1"	3"	.120"	2
5-9154	C-836	7/8"	4"	.080"	2
5-9155	C-838	3/4"	3-1/2"	.080"	2
5-9157	C-875	3/4"	6"	.091"	2
5-9160	C-389	1-3/8"	6"	.120"	1





Hand Tools



Arc/Mig Welding



Oxy-Acetylene



Safety Accessories



Abrasive/Brushes



Air/Tire Accessories



Pressure Washer



Cable Ties



Hose Clamps



Springs



KT Industries, Inc
3112 Northwest Blvd
Sheldon, IA 51201

Toll Free: (866) 588-5202
Fax #: (712) 324-2930
www.ktindustries.net