


 Cut or Tear here to open



SEEDS UP TO 750 SQ. FT.
(15 FT. x 50 FT.)
NET WEIGHT 1 LB.



Jonathan Green

FOR THE BEST LAWN IN TOWN

BLACK BEAUTY SHADY NOOKS

GRASS SEED MIXTURE

FOR HEAVILY SHADED LAWN AREAS

- Grows in damp or dry shade areas of the lawn
- Excellent for starting a new lawn or re-seeding thin lawns
- Germinates in 10 - 14 days

CONTAINS NATURALLY INSECT RESISTANT GRASS

THE NEW AMERICAN LAWN

- ✓ Grow your New American Lawn by using my genetically superior Black Beauty grass seed mixtures.
- ✓ Create a biologically healthy soil.

SEEDS UP TO 750 SQ. FT. • NET WT. 1 LB.

"At ease in a shady nook amid the grass and flowers..."



BLACK BEAUTY SHADY NOOKS

GRASS SEED MIXTURE

Dear Folks,

My Shady Nooks Grass Seed Mixture truly grows, "The New American Lawn".

This mixture contains excellent shade tolerant grass seed varieties. Shady Nooks will produce a lawn in dry or damp, shaded areas and is an ecologically friendly way to grow today's great looking lawn.

THE NEW AMERICAN LAWN

Grows an Eco-Friendly Lawn that Looks Great.

The American Lawn occupies a warm place in our hearts, so let's grow one that looks great! My NEW AMERICAN LAWN plan gets to the basics of lawn care, in an environmentally sound and responsible way.

You will be growing your lawn by using one of my genetically superior BLACK BEAUTY grass seed mixtures. You will be developing a healthy, biologically active soil by using my MAG-I-CAL, my LOVE YOUR LAWN - LOVE YOUR SOIL and my other organic and traditional lawn fertilizers. In short, you will be creating conditions in the lawn where your grass can thrive and be able to resist most lawn problems.

You will see that you do not need to make routine applications, all over your lawn, to control weeds, insects and fungus. These applications will be targeted to where and when they may be needed.

Please ask for a free copy of my NEW AMERICAN LAWN guide, which is available at your local independent garden center or hardware store and at jonathangreen.com.



Jonathan Green
SEEDSMAN
DUXBURY FARM

My Pledge Of Satisfaction:



We have made every effort in the formulation of this product to insure that you will be satisfied with the results. If, for any reason, you are not satisfied, please write and describe the problem. Our lawn and turf specialists will make every effort to assure your success.


- Certain lawn grass plants contain beneficial fungus called Endophytes.
- While living synergistically off the grass plant, Endophytes produce defensive compounds called Alkaloids.
- Alkaloids are detrimental to above ground feeding insects.
- Endophytes are all natural and do not diminish over time in the living grass plant.
- Endophytes reduce the need for chemical treatments of the lawn.

CONTAINS NATURALLY INSECT RESISTANT GRASS


DIRECTIONS

SUCCESSFUL SEEDING CAN BE ACCOMPLISHED IF THESE PROCEDURES ARE FOLLOWED FOR BOTH OVERSEEDING LAWNS AND ESTABLISHING NEW LAWNS.


1. PREPARATION: Good seed-to-soil contact is very important in order to achieve good germination of the planted grass seed.
 - (a) If the lawn has not been mowed, do so before proceeding.
 - (b) Remove dead grass and any debris and loosen the soil to be seeded by raking or other means of cultivation. In the case of larger areas, a rented thatching machine is helpful in order to create a seed bed. Seed should be applied to loosened soil and then lightly raked into the ground, being careful not to bury the seed more than 1/4".
2. Prior to seeding, apply these Jonathan Green products in any order, on the same day.



Jonathan Green New Seeding Lawn Fertilizer
Provides the nutrients necessary for the new grass growth.



Jonathan Green MAG-I-CAL Pelletized Calcium
Provides calcium - an essential grass plant nutrient, and raises soil pH, aiding in the new grass seedlings' ability to absorb nutrients from the soil water solution.



Jonathan Green Love Your Lawn - Love Your Soil
Helps loosen hard, compacted soils by feeding the soil life, the microbes. This product also greatly aids in grass plant root development.
3. Apply my Jonathan Green Green-Mulch Seed Establishment Mulch over the area in place of hay or straw or if erosion and slopes are involved.

Green-Mulch
Seed Establishment Mulch

4. Seed bed should be kept moist for a few weeks while the grass seed germinates. Mow the new grass after it has reached a height of 2 to 3 inches.

Consult your dealer concerning follow-up fertilizer applications and maintenance advice.


Spreader Settings

SEEDING RATES - OVERSEEDING LAWNS		SEEDING RATES - NEW LAWNS	
1 lb. seeds up to 750 sq. ft.		1 lbs. seeds up to 375 sq. ft.	
Jonathan Green Rotary: 6	(GO-GREEN, GREEN-METER, ELITE-GREEN, PRO-GREEN)	Jonathan Green Rotary: 8	(GO-GREEN, GREEN-METER, ELITE-GREEN, PRO-GREEN)
Jonathan Green GREEN-METER Drop: 2.5		Jonathan Green GREEN-METER Drop: 4	

Visit my website for more spreader settings.

JONATHAN GREEN, INC. • SEEDSMEN • POB 326 • FARMINGDALE, NJ 07727

Sign up to receive timely lawn & garden tips
www.jonathangreen.com



SF14

