

# IRWIN®

## QUICK-GRIP®

### Clamping Tools



[www.irwin.com](http://www.irwin.com)

## The Complete Solution for Clamping

IRWIN® QUICK-GRIP® can deliver the right fit, features and pressure for any clamping job – from the smallest craft project to large scale cabinetry. So whether you need the one-handed power of the QUICK-GRIP XP600 or the versatility of the SL300 clamp, you can be sure you will get the clamping performance you need when you reach for the clamp with the QUICK-GRIP brand.

CLAMPING TOOLS APPLICATION GUIDE														
	One-Handed Bar Clamps				Handi/Spring Clamps			Traditional Clamps				Specialty Clamps		
Clamps & Specs														
	Micro Bar Clamp	Mini Bar Clamp	QUICK-GRIP QG150	QUICK-GRIP SL300	QUICK-GRIP XP600	HANDI-CLAMP	Metal & Resin Spring Clamps	C-Clamp Spring Clamps	Bar Clamp, F-Clamp (Med. Duty)	Bar Clamp, F-Clamp (Heavy Duty)	Pipe Clamp	Parallel, Box, Cabinet Clamp	Specialty Clamps	
	Holding Force:	40 lbs	140 lbs	150 lbs	300 lbs	600 lbs	30-60 lbs	25-65 lbs	600-1600 lbs	1000 lbs	1150 lbs	1000-1200 lbs	1150 lbs	N/A
	Clamp Capacity:	4"	6"-12"	6"-12"	6"-36"	6"-50"	1-1/2"-4"	1", 2", 3"	1"-8"	6"-36"	12"-30"	Based on Pipe Length	24"-48"	N/A
Throat Depth:	1-3/16"	2-7/8"	3-1/4"	3-1/2"	3-3/4"	1-1/2"-4"	1", 2", 3"	1-3/16"-4-1/2"	3-1/8"	4-7/8"	1-1/2"-1-7/8"	3-3/4"	N/A	
Crafts/Light Duty Clamping	BEST	BEST	BETTER	BETTER		BETTER	GOOD	GOOD						
Temporary hold-down quick clamping	BEST	BEST	BEST	BEST	BEST	BETTER	GOOD							
Flat panels/Solid edge wood glue up / Deep reach clamping					BETTER				BETTER	BETTER	BEST	BEST		
Irregular shape/ Multiple surface/ Corner joining				BETTER	BETTER								BEST	
Installation/ Demolition/Heavy-duty clamping				GOOD	BETTER			BETTER	BETTER	BEST				
Localized pressure/ Metal working								BEST	BETTER	BETTER	GOOD			

**BEST**  
Best choice for clamping application

**BETTER**  
Better choice for clamping application

**GOOD**  
Good choice for clamping application

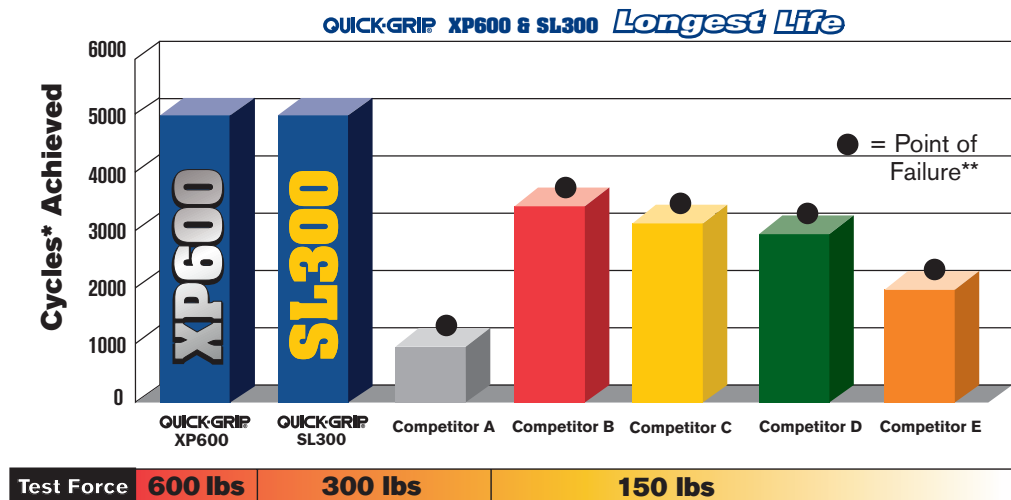
CLAMPING TOOLS

### One-Handed Bar Clamp Life Test

An overall brand comparison is shown in this chart. Only the IRWIN QUICK-GRIP® XP600 and SL300 are able to complete the 5,000 cycle\* test without showing failure.

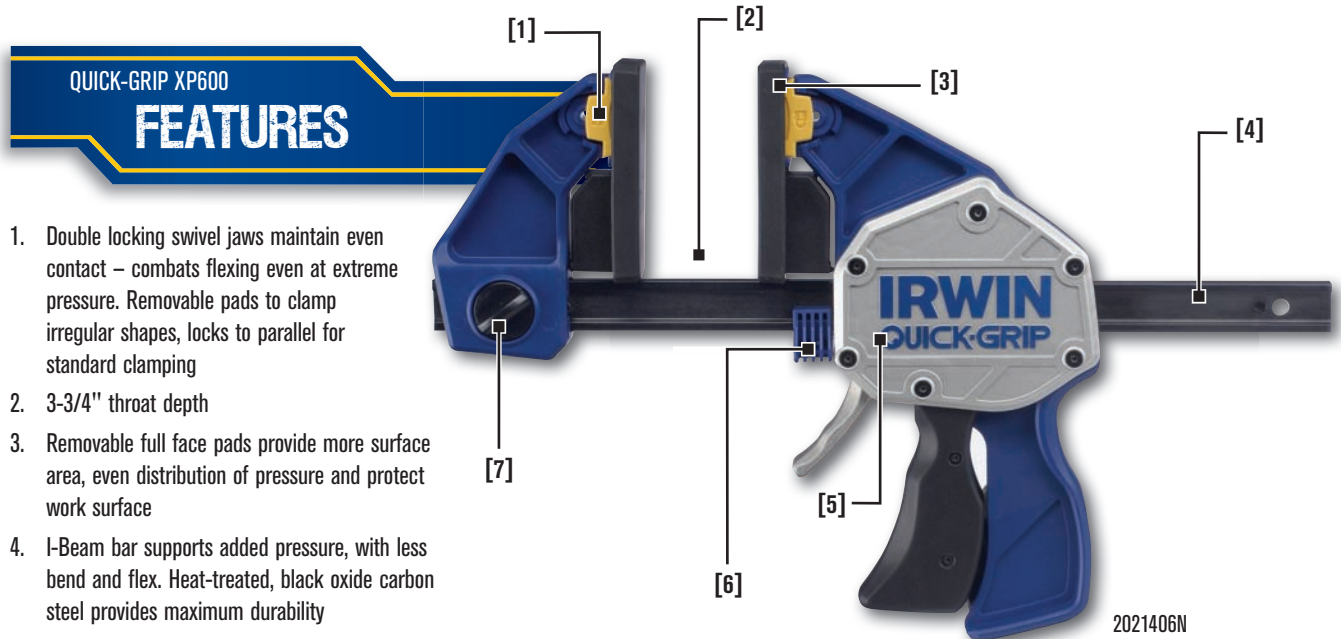
\*1 cycle = clamp to test force and release

\*\*Failure = no longer achieving



### QUICK-GRIP® XP600

The IRWIN® QUICK-GRIP XP600 (Extreme Pressure) is the most powerful one-handed bar clamp available. Its 600 lbs. of hold force make it ideal for heavy-duty applications like installation, demolition, and rough glue-up. The new adjustable foot allows XP600 to rest upright on the work surface for gluing – perfect for panels and cabinetry. In addition, the full face pads distribute pressure evenly. Remove the pads to activate the swivel jaw feature, which maintains full contact to combat flexing at extreme pressure, or conforms to irregular surfaces. The IRWIN QUICK-GRIP XP600 delivers maximum power, versatility and stability – it's what you would expect from the innovator in clamping.



- QUICK-GRIP XP600 FEATURES**
1. Double locking swivel jaws maintain even contact – combats flexing even at extreme pressure. Removable pads to clamp irregular shapes, locks to parallel for standard clamping
  2. 3-3/4" throat depth
  3. Removable full face pads provide more surface area, even distribution of pressure and protect work surface
  4. I-Beam bar supports added pressure, with less bend and flex. Heat-treated, black oxide carbon steel provides maximum durability
  5. Patented Power Lock™ system holds more pressure longer
  6. Adjustable foot sits upright for gluing
  7. Quick Change™ screw allows for quick conversion to a spreader, affixed spring-loaded screw won't get lost

**600 lbs**  
SUSTAINED CLAMPING FORCE

CLAMPING TOOLS

Description	Spreading Capacity	Throat Depth	Pack Qty	Item #
6" (15 cm) XP Bar Clamp/Spreader	9" - 14-5/8" (23 cm - 37 cm)	3-3/4" (95 mm)	2	2021406N
12" (30 cm) XP Bar Clamp/Spreader	9" - 20-5/8" (23 cm - 52 cm)	3-3/4" (95 mm)	2	2021412N
18" (45 cm) XP Bar Clamp/Spreader	9" - 26-5/8" (23 cm - 67 cm)	3-3/4" (95 mm)	2	2021418N
24" (60 cm) XP Bar Clamp/Spreader	9" - 32-5/8" (23 cm - 83 cm)	3-3/4" (95 mm)	2	2021424N
36" (91 cm) XP Bar Clamp/Spreader	9" - 44-5/8" (23 cm - 113 cm)	3-3/4" (95 mm)	2	2021436N
50" (127 cm) XP Bar Clamp/Spreader	9" - 58-5/8" (23 cm - 147 cm)	3-3/4" (95 mm)	2	2021450N

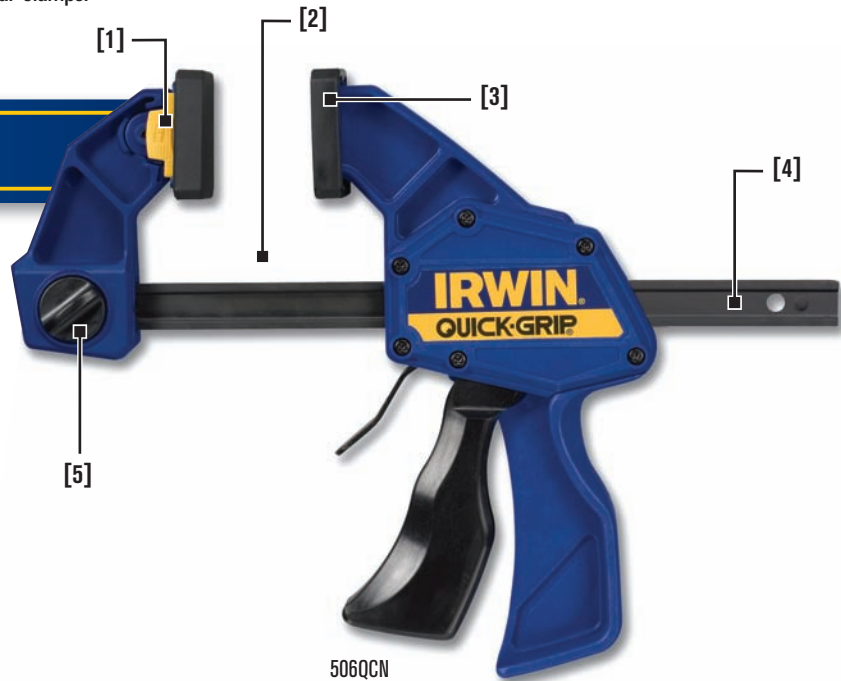


## QUICK-GRIP® SL300

Twenty years ago, IRWIN® QUICK-GRIP revolutionized clamping with the introduction of the one-handed bar clamp. QUICK-GRIP is now taking that convenience to the next level with the SL300 (Swivel Lock). This new clamp has an I-beam bar and delivers 300 lbs. of hold force. In addition, the locking swivel jaw conforms to irregular surfaces, maintains full contact to combat flexing, or easily locks to parallel for standard clamping. The SL300 also has a Quick Change™ screw to convert easily to a spreader. The QUICK-GRIP SL300 combines one-handed convenience with unparalleled performance – it's the new generation in one-handed bar clamps.

### QUICK-GRIP SL300 FEATURES

1. Locking swivel jaws maintain even contact – combats flexing even at extreme pressure. Removable pads to clamp irregular shapes, locks to parallel for standard clamping
2. 3-1/2" throat depth
3. Removable pads provide protect work surface
4. I-Beam bar supports added pressure, with less bend and flex. Heat-treated, black oxide carbon steel provides maximum durability
5. Quick Change™ screw allows for quick conversion to a spreader, eliminates rattles in end jaw, and affixed spring-loaded screw won't get lost



**300 lbs**  
SUSTAINED CLAMPING FORCE

Description	Spreading Capacity	Throat Depth	Pack Qty	Item #
6" (15 cm) SL300 Bar Clamp/Spreader	8" - 13-3/8" (200 mm - 340 mm)	3-1/4" (80 mm)	5	506QCN
12" (30 cm) SL300 Bar Clamp/Spreader	8" - 19-3/8" (200 mm - 590 mm)	3-1/4" (80 mm)	5	512QCN
18" (45 cm) SL300 Bar Clamp/Spreader	8" - 25-3/8" (200 mm - 645 mm)	3-1/4" (80 mm)	5	518QCN
24" (60 cm) SL300 Bar Clamp/Spreader	8" - 31-3/8" (200 mm - 795 mm)	3-1/4" (80 mm)	5	524QCN
36" (91 cm) SL300 Bar Clamp/Spreader	8" - 43-3/8" (1000 mm - 1120mm)	3-1/4" (80 mm)	2	536QCN

### QUICK-GRIP® QG150 One-Handed Bar Clamp/Spreader



4935191

- Removable resin pads protect work surfaces
- Converts to a spreader


### QUICK-GRIP Mini One-Handed Bar Clamp



5412

- Pistol grip design enhances comfort and ease of use
- QUICK-RELEASE™ trigger for fast and easy positioning

### QUICK-GRIP Micro One-Handed Bar Clamp/Spreader



53006

- Perfect size for hobby and craft applications
- Converts to a spreader – 8" spreading capacity

### QUICK-GRIP HANDI-CLAMP®



59200

- QUICK-RELEASE trigger allows fast and easy positioning and release

### QUICK-GRIP Spring Clamps



58200

- High-tech resin construction provides strength and durability

Description	Spreading Capacity	Throat Depth	Pack Qty	Item #
6" (15 cm) QG150 Bar Clamp	7"-12-3/4" (18cm - 32 cm)	3-1/4" (80 mm)	5	4935191
12" (30 cm) QG150 Bar Clamp	7"-18-3/4" (18cm - 48 cm)	3-1/4" (80 mm)	5	4935192

Description	Throat Depth	Pack Qty	Item #
6" (15 cm) Mini Clamp	2-7/16" (62 mm)	5	546ZR
6" (15 cm) Mini Clamp - 2 Pack	2-7/16" (62 mm)	5	5462
12" (30 cm) Mini Clamp	2-7/16" (62 mm)	5	5412
12" (30 cm) Mini Clamp - 2 Pack	2-7/16" (62 mm)	5	54122

Description	Spreading Capacity	Throat Depth	Pack Qty	Item #
4-1/4" (10 cm) Micro Clamp	8" (200 mm)	1-3/16" (30 mm)	10	53006
4-1/4" (10 cm) Micro Clamp - 2 Pack	8" (200 mm)	1-3/16" (30 mm)	5	530062

Description	Throat Depth	Pack Qty	Item #
1-1/2" (37 mm) HANDI-CLAMP	1-1/2" (37 mm)	5	59100
2" (50 mm) HANDI-CLAMP	2" (50 mm)	5	59200
4" (10 cm) HANDI-CLAMP	3" (75 mm)	5	59400

Description	Throat Depth	Pack Qty	Item #
1" (25 mm) Resin Spring Clamp	1" (25 mm)	10	58100
2" (50 mm) Resin Spring Clamp	2" (50 mm)	10	58200
3" (75 mm) Resin Spring Clamp	3" (75 mm)	5	58300

# Clamping Tools

## Hand Clamps / Traditional Clamps

### QUICK-GRIP® Metal Clamps



222601

- Simple and convenient for light clamping crafts

### QUICK-GRIP Bar Clamps, Medium Duty



223112

- ProTouch handle for an ergonomic grip
- I-beam bar reduces flexing and bowing
- Clutch lock for easy movement along bar
- Non-marring pads protect the workpiece

### QUICK-GRIP Bar Clamps, Heavy Duty



223212

- Ergonomic ProTouch™ handle allows higher clamping pressure
- I-beam bar reduces flexing and bowing
- Non-marring pads protect the workpiece

### QUICK-GRIP C-Clamps



225104

- Double-rolled thread provides greater clamping speed
- Large swivel pad reduces marring on work surface and increases stability
- Large handle for greater clamping pressure with less effort

Description	Throat Depth	Pack Qty	Item #
1" (25 mm) Metal Spring Clamp	1" (25 mm)	5	222601
2" (50 mm) Metal Spring Clamp	2" (50 mm)	5	222702
3" (75 mm) Metal Spring Clamp	3" (75 mm)	5	222803

Description	Throat Depth	Pack Qty	Item #
<b>Medium Duty Bar Clamps (100 Series)</b>			
6" (15 cm) Bar Clamp, Clutch Lock	3-1/8" (76 mm)	5	223106
12" (30 cm) Bar Clamp, Clutch Lock	3-1/8" (76 mm)	5	223112
18" (45 cm) Bar Clamp, Clutch Lock	3-1/8" (76 mm)	5	223118
24" (65 cm) Bar Clamp, Clutch Lock	3-1/8" (76 mm)	5	223124
30" (30 cm) Bar Clamp, Clutch Lock	3-1/8" (76 mm)	5	223130
36" (91 cm) Bar Clamp, Clutch Lock	3-1/8" (76 mm)	5	223136
<b>Heavy Duty Bar Clamps (200 Series)</b>			
12" (30 cm) Bar Clamp, Passive Lock	4-7/8" (12 cm)	5	223212
18" (45 cm) Bar Clamp, Passive Lock	4-7/8" (12 cm)	5	223218
24" (60 cm) Bar Clamp, Passive Lock	4-7/8" (12 cm)	5	223224
32" (75 cm) Bar Clamp, Passive Lock	4-7/8" (12 cm)	5	223230

Description	Throat Depth	Pack Qty	Item #
1" (25 mm) C-Clamp	1-3/16" (30 mm)	5	225101
2" (50 mm) C-Clamp	1-5/16" (33 mm)	5	225102
3" (75 mm) C-Clamp	2-1/4" (51 mm)	5	225103
4" (10 cm) C-Clamp	3" (75 mm)	5	225104
5" (12.5 cm) C-Clamp	3-1/4" (81 mm)	5	225105
6" (15 cm) C-Clamp	3-1/2" (87 mm)	5	225106
8" (20 cm) C-Clamp	4" (10 cm)	5	225108
2" Deep Throat C-Clamp	3-1/2" (87 mm)	5	225123
3" Deep Throat C-Clamp	4-1/2" (12 cm)	5	225134
1-1/2" (37 mm) C-Clamp	1-1/2" (37 mm)	5	2025101
2-1/2" (63 mm) C-Clamp	1-3/8" (33 mm)	5	2025102
2-1/2" (63 mm) C-Clamp	2-1/2" (63 mm)	5	2025103

### QUICK-GRIP® Parallel Jaw Clamps



2026500

- Deep 3-3/4 inch jaw depth for optimized pressure distribution
- Secure locking system prevents jaws from slipping
- ProTouch handle for an ergonomic grip
- Body and jaws made of quality resin to prevent marring and glue adhesion
- Up to 1150 lbs of pressure
- Removal of end foot allows for quick conversion to a spreader
- 2" additional clamping capacity without end stop

Description	Throat Depth	Pack Qty	Item #
24" (60 cm) Parallel Jaw Box Clamp	3-3/4" (95 mm)	5	2026500
48" (121 cm) Parallel Jaw Box Clamp	3-3/4" (95 mm)	5	2026501

### QUICK-GRIP Pipe Clamps



224134

- Innovative clutch system eliminates the need for threaded pipe
- Large feet offer more stability
- Greater clearance between handle and worktop
- Large clutch plates allow for easier release

Description	Throat Depth	Pack Qty	Item #
3/4" (19 mm) Pipe Clamp	1-1/2" (37 mm)	5	224134
1/2" (12 mm) Pipe Clamp	1-7/8" (47 mm)	5	224212
3/4" (19 mm) Pipe Clamp Deep Throat	2-1/2" (95 mm)	5	2024100

### QUICK-GRIP Band Clamp



226100

- 1" x 15' for large and irregular shaped projects

Description	Pack Qty	Item #
<b>Specialty Clamps</b>		
1" x 15' Band Clamp	1	226100
3" Corner Clamp	1	226200
90° Angle Clamp	1	226410
Wooden Handscrew Clamp	1	226800

### QUICK-GRIP Corner Clamp



226200

- Light-duty 3" corner clamp is perfect for picture frames and smaller projects

### QUICK-GRIP 90° Angle Clamp



226410

- Designed to hold material up to 3" thick at a 90° angle

### QUICK-GRIP Wooden Handscrew Clamp



226800

- Crafted from quality boxwood
- 4-1/2" jaws adjust to any angle for clamping non-parallel surfaces and odd shapes

# IRWIN<sup>®</sup>

REACH FOR GREATNESS

## TOOLS

**WISE-GRIP<sup>®</sup> MARATHON<sup>®</sup> QUICK-GRIP<sup>®</sup> SPEEDBOR<sup>®</sup> STRAIT-LINE<sup>®</sup> Unibit<sup>®</sup> HANSON<sup>®</sup>**