



WITH *you* IN MIND
— 2015 COLLECTION —



Hunter®



53067
Studio Series



Fan featured on cover: Key Biscayne 59135

EACH AND EVERY IMPROVEMENT MADE
WITH YOU IN MIND

We're never satisfied. Our newest collection not only showcases all the innovative design, quality craftsmanship, and unmatched performance you expect from Hunter®; it also features a variety of improvements designed to give our customers better products, more flexibility, easier installation, and the best possible experience.



Just how you want it—most fans can be installed with or without a light kit and include three-position mounting (flush, standard, or angled). Plus, we have designed all of our blades to be interchangeable, allowing you the freedom to switch things up.



Hunter's new hands-free operation makes installation easier than ever. Our patented triangular hanger-ball system reduces torque for maximum stability and unmatched performance, and our improved owner's manual puts you in control.



Our latest universal controls come loaded with new innovative features: automatic pairing, secure programming to eliminate interference, auto bulb detect, and longer range (up to 75 feet). And they're damp rated for use on covered porches.

Hunter®

IT'S ALWAYS BEEN ALL ABOUT YOU

This year's improvements aren't part of a new strategy. Taking care of our customers has always been our focus. Here are a couple more reasons you should consider purchasing a Hunter® fan.

Lifetime Guarantee

We stand behind the quality and craftsmanship of each and every fan with our Lifetime Limited Motor Warranty. Backed by the only fan company that's been around for over 125 years, it's a guarantee that you can trust.

Energy Efficiency

We don't just strive to give you a great value for your fan. We also work hard to create fans that will save you money every month on your electric bill.

We're proud to offer ceiling fans and light kits that have earned the EPA's ENERGY STAR® certification, which identifies highly efficient products and designates superior energy performance.

To make it more convenient, we've included an informational energy chart for every ceiling fan. Please note that the energy data provided is for fans running at high speed.



Airflow
X,XXX cfm

Electricity Use
XX watt

Airflow Efficiency
XX cfm/watt

36- to 48-inch ceiling fans have airflow efficiencies ranging from approximately 71 to 86 cubic feet per minute (CFM) per watt at high speed.

49- to 60-inch ceiling fans have airflow efficiencies ranging from approximately 51 to 176 cubic feet per minute per watt at high speed.

HUNTER® TIP

Remember, ceiling fans cool people, not rooms.
So, turn the fan off when you leave the room to save energy.

LEGEND



Dust Armor



ETL Wet Rated



Includes CFL Bulbs



ETL Damp Rated



Energy Star



Low Ceiling

FIND THE PERFECT FAN

We want you to be happy. This guide will help ensure you find the Hunter® fan that's just right for you.

1. Determine the fan that's best for your space.

Decide whether you need a fan for an indoor room, a covered porch, or an outdoor area.

Then, select your room size.

Room Size	Fan Size
Small rooms up to 10' x 10'	30" to 48" fan
Large rooms up to 20' x 20'	50" to 54" fan
Great rooms over 20' x 20'	56" or larger fan


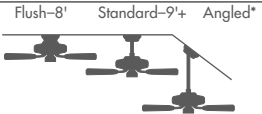
If you're unsure about room dimensions, choose a larger fan to maximize your comfort at low or medium speed.

2. Select a style.

For a coordinated look, match the blade finish to a room's furniture or wood molding.

Or, choose a fan body finish that matches door or cabinet hardware.

3. Choose the appropriate fan mount and accessories based on ceiling height.

Low ceilings (8')	Hunter® Low Profile® fans with motor housings that fit flush to the ceiling	
Standard ceilings (up to 9')	Most Hunter® fans with the Installer's Choice® Three-Position Mounting System	
High or angled ceilings (9')	Add an extension downrod (sold separately)	

4. Get the light right.

Choose a fan with a coordinated light fixture, or customize the fan with your choice of accessories.

5. Pick out a fan control.

For convenient control of your Hunter® ceiling fan, choose a fan control that meets your needs.

- Select a wall control for easy operation from a single switch plate.
- Select a handheld remote control for easy operation anywhere in the room.

TABLE OF CONTENTS

HUNTER CEILING FANS

HERITAGE		
1886 Limited Edition	8	
Hunter Original	9	
Classic Original	10	
Outdoor Original	11	
GREAT ROOM		
Markley	12	
Stockbridge	12	
The Royal Oak	13	
Valerian	14	
LARGE ROOM		
Westover	15	
The Astoria	16	
The Brookline	17	
Cortland	18	
Five Minute Fan	19	
The Kensington	20	
Aventine	20	
Kingsbury	21	
Italian Countryside	21	
The Savoy	22	
The Sonora	23	
The Sontera	24	
Studio Series	25	
Vernazza	26	
Domino	26	
Palermo	27	
Sonic	28	
Banyan	29	
Caribbean Breeze	30	
Conway	31	
Markham	32	

SMALL ROOM & OFFICE

The Beacon Hill	33
Caraway	34
Hudson	35
The Kensington	36
Watson	37

LOW CEILING

Fantasy Flyer	38
Ashmont	38
42" Low Profile IV	39
52" Low Profile III	40
52" Low Profile III Plus	41
Conroy	42
Hatherton	43
Reinert	44

OUTDOOR LIVING

Sea Wind	45
Bayview	45
Matheston	46
Beachcomber	47
The Mariner	47
Sea Air	48

SPECIFICATIONS

CUSTOM BUILDER CEILING FANS

LARGE ROOM	
Pro's Best	53
Builder Deluxe	54
Builder Plus	55
Builder Elite	56

SMALL ROOM & OFFICE

Builder Small Room	57
Southern Breeze	58

OUTDOOR LIVING

Bridgeport	59
------------	----

SPECIFICATIONS

PRESTIGE CEILING FANS

GREAT ROOM	
Headley	62
Torrence	63

LARGE ROOM

Willowcrest	64
Crown Park	65
Whitten	66
Claymore	67
Kingsbridge	68
Teague	69
Bingham	70
Windemere	71
Eurus	72

SMALL ROOM & OFFICE

Bixby	73
Orbit	74

LOW CEILING

St. Michaels	75
--------------	----

OUTDOOR LIVING

Key Biscayne	76
Orchard Park	77

SPECIFICATIONS

ACCESSORIES

Indoor/Outdoor Light Kits	80
Low Profile Light Kits	81
Dual Use Light Kits	81
Bowl Light Kits	82
Bowl Fitters & Glass	83
Globe Fitters & Glass	83
Fitters	84
2¼ Accessory Glass	84
Traditional Globe	85
Bulbs	85
Angled Ceiling Mounts	85
Extension Downrods	86
Original Accessories	87
Wall Controls	88
Remote Controls	89
Blade Finishes	90

INDEX



23863
Hunter Original

HUNTER

STAYING TRUE TO OUR NAME

From modern and hip to traditional and elegant, our mainstream collection has something for everyone. Every Hunter® design carries the same promise of quality and functionality

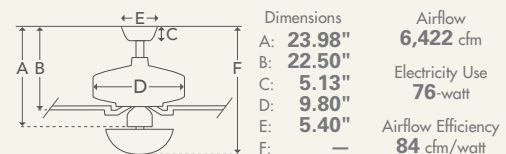


18865
60" Midas Black with two Distressed
Dark Cherry Basswood blades

1886 LIMITED EDITION®

A true Hunter masterpiece is reborn with the elegant 1886 Limited Edition. The intricate sand-cast motor housing and decorative rope downrod sleeve reflect Hunter's enduring attention to detail. A powerful and whisper-quiet Hunter motor moves two perfectly balanced carved wood blades to provide exceptional air movement for years to come.

- Furniture grade veneer blades
- 14° blade pitch
- 172 x 20 mm motor
- 12" decorative downrod included for standard/angled mounting
- Limited-edition replica of the turn-of-the-century Tuerk fan model
- Detailed cast motor housing rotates with blades
- For use on nine foot or higher ceilings
- Optional controls available (see Accessories section for details)





23838
52" Antique Black with five Walnut/Oak blades



23847
52" Chestnut Brown with five Oak/Walnut blades



23863
52" Black with five Teak blades



23845
52" White with five White blades

HUNTER ORIGINAL®

In the age of disposability, few products have earned the right to be called classics. Rest assured, the Hunter Original is one of them. With an indestructible cast iron housing and unique oil bath lubrication system, this fan has changed little in decades. Since it is ETL Damp Rated, the Hunter Original is ideal for enclosed porches, covered patios, greenhouses, and more. Yet, it is so far ahead of its time that it is ENERGY STAR® certified.

- Furniture grade veneer blades
- 15° blade pitch
- 210 x 20 mm motor
- Indestructible cast iron housing
- Rated for damp locations
- Unique oil bath lubrication system
- Optional controls available

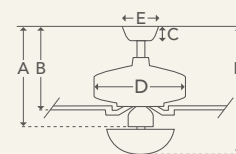
SEE PAGES 85 AND 87 FOR HUNTER ORIGINAL ACCESSORIES



22732
Oil for Hunter Original® fans



CHOOSE TO INSTALL YOUR CLASSIC ORIGINAL® WITH 5 BLADES, OR FOR A MORE TRADITIONAL LOOK, INSTALL WITH 4 BLADES.



Dimensions	
A:	13.67"
B:	11.60"
C:	3.26"
D:	12.53"
E:	5.50"
F:	—

Airflow	7,506 cfm
Electricity Use	85-watt
Airflow Efficiency	89 cfm/watt



23855
52" Antique Black with five Walnut/Oak blades
Will be discontinued in 2015.

23852
52" Chestnut Brown with five Oak/Walnut blades
Will be discontinued in 2015.



23856
52" White with five White blades
Will be discontinued in 2015.



CLASSIC ORIGINAL®

In the age of disposability, few products have earned the right to be called classics. Rest assured, the Classic Original is one of them. With an indestructible cast iron housing and unique oil bath lubrication system, this fan has changed little in decades. Yet, it is so far ahead of its time that it is ENERGY STAR® certified.

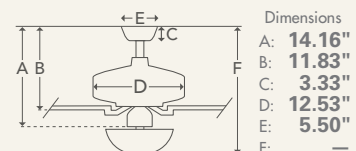
- Furniture grade veneer blades
- 15° blade pitch
- 210 x 20 mm motor
- Indestructible cast iron housing
- Unique oil bath lubrication system
- Optional controls available

SEE PAGES 85 AND 87 FOR HUNTER ORIGINAL ACCESSORIES



CHOOSE TO INSTALL YOUR CLASSIC ORIGINAL WITH 5 BLADES, OR FOR A MORE TRADITIONAL LOOK, INSTALL WITH 4 BLADES.

22732
Oil for Hunter Original® fans



Category	Value
Airflow	6,947 cfm
Electricity Use	87-watt
Airflow Efficiency	80 cfm/watt



25601
Textured Black (blades sold separately)
(shown with five 25673 Solid Teak blades)
Will be discontinued in 2015.



25673
52" Solid Teak blades
Will be discontinued in 2015.

Airflow	Electricity Use	Airflow Efficiency
7,097 cfm	81 -watt	88 cfm/watt

Energy information based on 25601 motor.



25602
White with four
White plastic blades
Will be discontinued in 2015.

OUTDOOR ORIGINAL®

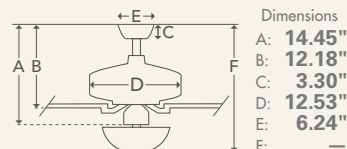
Since it is ETL Damp Rated, the Outdoor Original is ideal for enclosed porches, covered patios, greenhouses, and more.

- 12° blade pitch (model 25601); 15° blade pitch (model 25602)
- 210 x 20 mm motor
- Indestructible cast iron housing
- Unique oil bath lubrication system
- Rated for damp locations
- Optional controls available

SEE PAGES 85 AND 87 FOR HUNTER ORIGINAL ACCESSORIES



22732
Oil for Hunter Original® fans



Dimensions
A: **14.45"**
B: **12.18"**
C: **3.30"**
D: **12.53"**
E: **6.24"**
F: —

25602
Airflow
7,501 cfm
Electricity Use
82-watt
Airflow Efficiency
92 cfm/watt

25601
Airflow
6,379 cfm
Electricity Use
82-watt
Airflow Efficiency
78 cfm/watt

MARKLEY

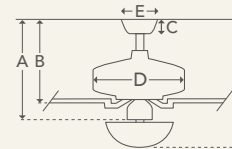
TRADITIONAL

Family Code H160 56P2

- WhisperWind® Motor
- Installer's Choice® Three-Position Mounting System
- Uses three 60-watt candelabra bulbs (included)
- Can be installed without light kit
- Dust Armor™ blade coating repels dust buildup
- Limited lifetime warranty



53255
56" Onyx Bengal with five
Burnished Cherry blades



Dimensions	
A:	13.02"
B:	11.81"
C:	2.75"
D:	13.49"
E:	6.50"
F:	18.48"

Airflow	5,523 cfm
Electricity Use	66-watt
Airflow Efficiency	84 cfm/watt

STOCKBRIDGE™

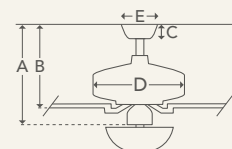
TRADITIONAL

Family Code H142 70P2

- WhisperWind® Motor
- Installer's Choice® Three-Position Mounting System
- Integrated 120-watt bowl light fixture
- Uses two 60-watt candelabra bulbs (included)
- Can be installed without light kit
- Dust Armor™ blade coating repels dust buildup
- Limited lifetime warranty



55042
70" New Bronze with five
Walnut/Medium Oak blades



Dimensions	
A:	12.53"
B:	11.14"
C:	2.75"
D:	12.25"
E:	6.50"
F:	18.28"

Airflow	7911 cfm
Electricity Use	86-watt
Airflow Efficiency	92 cfm/watt

THE ROYAL OAK™

TRADITIONAL

Family Code H141 60D0

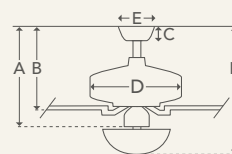
- WhisperWind® Motor
- Installer's Choice® Three-Position Mounting System
- Dust Armor™ blade coating repels dust buildup
- Limited lifetime warranty
- Remote control included



54017
60" Antique Pewter with five
Walnut/Chestnut blades



54018
60" New Bronze with five
Dark Cherry/Medium Oak blades



Dimensions	
A:	12.78"
B:	11.41"
C:	2.75"
D:	14.09"
E:	6.50"
F:	—

Airflow	6,855 cfm
Electricity Use	78-watt
Airflow Efficiency	87 cfm/watt

VALERIAN

CASUAL

Family Code H161 60P2

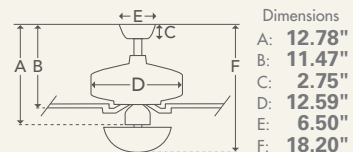
- WhisperWind® Motor
- Installer's Choice® Three-Position Mounting System
- Uses two 14-watt CFL bulbs (included)
- Can be installed without light kit
- Dust Armor™ blade coating repels dust buildup
- Limited lifetime warranty



54061
60" Bronze Patina with five
Dark Walnut/Roasted Walnut blades



54062
60" Brittany Bronze with five Barnwood blades



Dimensions	
A:	12.78"
B:	11.47"
C:	2.75"
D:	12.59"
E:	6.50"
F:	18.20"

Airflow	7,185 cfm
Electricity Use	82-watt
Airflow Efficiency	88 cfm/watt

FOUR SEASONS™ WESTOVER® HEATER FAN

TRADITIONAL

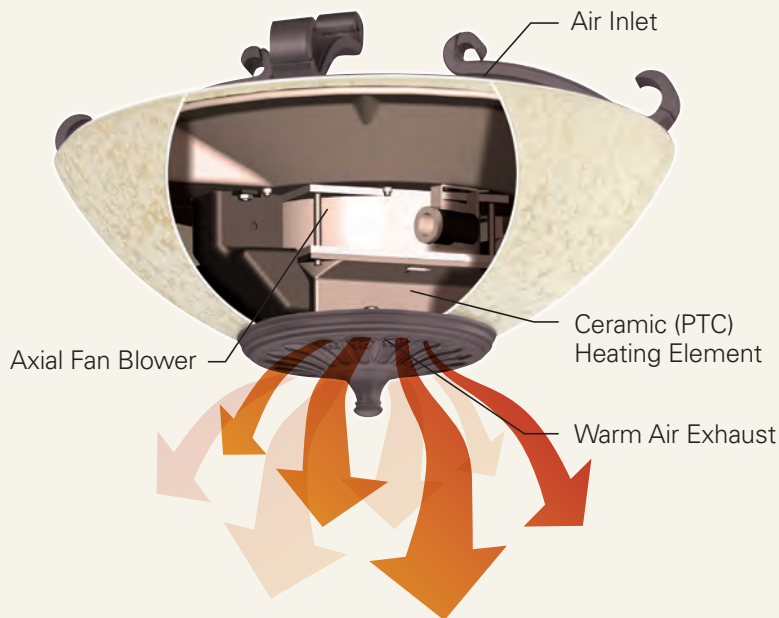
Family Code H084 52P2

- WhisperWind® Motor
- Illumi-Heat™ lighting fixture featuring 700-watt PTC ceramic heating element
- Integrated 120-watt bowl light fixture
- Uses three 40-watt candelabra bulbs (included)
- No dedicated circuit required; installs like a standard ceiling fan
- Dust Armor™ blade coating repels dust buildup
- Limited lifetime warranty
- Remote control included for separate operation of light, heat and fan functions



59033
52" New Bronze with five
Walnut/Cherry blades

Hunter Illumi-Heat™ Ceramic Heating Technology

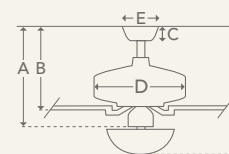


ARE YOU A FAN OF YEAR-ROUND COMFORT?

The Four Seasons™ Westover® Heater Fan cools your home when the weather is warm, heats it when winter comes, and looks great throughout the entire year.

In the summer, use this unique Hunter fan conventionally to cut back on air conditioning without sacrificing comfort. When it gets cold, make the switch to heat so you can stay warm even at a lower thermostat setting.

Ideal for adding comfort to a bedroom or family room, the Westover may also act as the sole means of cooling and heating a space year-round. Either way, this fan is sure to help you save on energy bills all year long. That's a beautiful thing.



Dimensions

A: —
B: **13.00"**
C: **3.10"**
D: **13.50"**
E: **7.60"**
F: **22.20"**

Airflow
5,005 cfm

Electricity Use
66-watt

Airflow Efficiency
76 cfm/watt

THE ASTORIA™

TRADITIONAL

Family Code H057 52P2

- WhisperWind® Motor
- Installer's Choice® Three-Position Mounting System
- Integrated 120-watt bowl light fixture
- Uses two 60-watt candelabra bulbs (included)
- Can be installed without light kit
- Dust Armor™ blade coating repels dust buildup
- Limited lifetime warranty



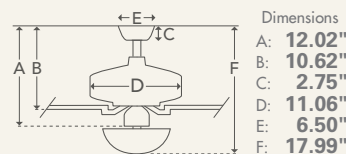
53057
52" New Bronze with five
Walnut/Medium Oak blades



53059
52" White with five
White/Light Oak blades



53058
52" Brushed Nickel with five
Cherry/Maple blades



Dimensions	
A:	12.02"
B:	10.62"
C:	2.75"
D:	11.06"
E:	6.50"
F:	17.99"

Airflow	5,013 cfm
Electricity Use	65-watt
Airflow Efficiency	77 cfm/watt

THE BROOKLINE®

TRADITIONAL

Family Code H067 52P2

- WhisperWind® Motor
- Installer's Choice® Three-Position Mounting System
- Integrated 120-watt bowl light fixture
- Uses two 60-watt candelabra bulbs (included)
- Can be installed without light kit
- Dust Armor™ blade coating repels dust buildup
- Limited lifetime warranty



53109
52" Brushed Nickel with five
Cherry/Maple blades




53111
52" New Bronze
with five Dark Cherry/
Medium Oak blades



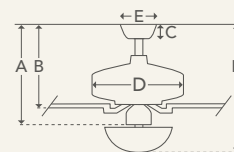
53110
52" Antique Brass
with five Walnut/
Medium Oak blades



53108
52" Provençal Gold
with five Light Cherry/
Medium Oak blades



53107
52" White with
five White/
Bleached Oak blades



Dimensions	
A:	14.00"
B:	11.70"
C:	2.80"
D:	12.25"
E:	6.75"
F:	19.75"


Airflow	4,905 cfm
Electricity Use	63-watt
Airflow Efficiency	78 cfm/watt

CORTLAND®

TRADITIONAL

Family Code H064 54P4

- WhisperWind® Motor
- Installer's Choice® Three-Position Mounting System
- 160-watt four-light fixture with decorative shades
- Uses four 40-watt candelabra bulbs (included)
- Can be installed without light kit
- Limited lifetime warranty



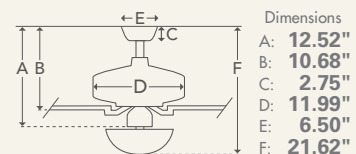
53095

54" Basque Black with Brushed Gold Accents with five Aged Ebony blades



53094

54" New Bronze with five Dark Cherry/Walnut blades



Dimensions

A: 12.52"
B: 10.68"
C: 2.75"
D: 11.99"
E: 6.50"
F: 21.62"

Airflow
5,496 cfm

Electricity Use
67-watt

Airflow Efficiency
83 cfm/watt

FIVE MINUTE FAN[®]

TRADITIONAL

Family Code H062 52P2

- WhisperWind[®] Motor
- Installer's Choice[®] Three-Position Mounting System
- Easy Lock[®] Blades
- 90% pre-assembled for easy installation
- 120-watt bowl light fixture
- Uses two 60-watt candelabra bulbs (included)
- Can be installed without light kit
- Dust Armor[™] blade coating repels dust buildup
- Limited lifetime warranty



53085
52" Brushed Nickel with five
Cherry/Maple blades



53086
52" New Bronze with five
Dark Cherry/Medium Oak blades



1. Fan comes 90% pre-assembled



2. Attach to bracket and connect wires

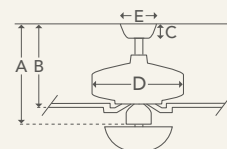


3. Attach blades



4. Attach bowl

The Five Minute Fan[®] ceiling fan can be installed by most users in five minutes or less. Five minute time interval does not include installation of mounting plate.



Dimensions

A: 12.27"
B: 11.04"
C: 2.75"
D: 11.06"
E: 6.50"
F: 18.16"

Airflow
5,010 cfm

Electricity Use
67-watt

Airflow Efficiency
75 cfm/watt

THE KENSINGTON®

TRADITIONAL

Family Code H055 52P2

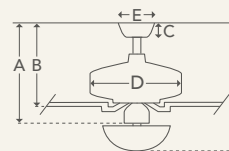
- WhisperWind® Motor
- Installer's Choice® Three-Position Mounting System
- Integrated 120-watt bowl light fixture
- Uses two 60-watt candelabra bulbs (included)
- Can be installed without light kit
- Dust Armor™ blade coating repels dust buildup
- Limited lifetime warranty



53047
52" Brushed Nickel with five
Cherry/Maple blades



53048
52" New Bronze with five
Walnut/Cherry blades



Dimensions

A: 12.52"
B: 11.29"
C: 2.75"
D: 10.75"
E: 6.50"
F: 18.38"

Airflow 4,925 cfm
Electricity Use 66-watt
Airflow Efficiency 75 cfm/watt

AVENTINE

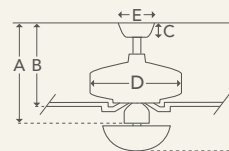
TRADITIONAL

Family Code H072 52P2

- WhisperWind® Motor
- Installer's Choice® Three-Position Mounting System
- Integrated 120-watt bowl light fixture
- Uses two 60-watt candelabra bulbs (included)
- Can be installed without light kit
- Dust Armor™ blade coating repels dust buildup
- Limited lifetime warranty



53134
52" Cocoa with Spanish Gold Accents with
five Dark Walnut/Cherried Walnut blades



Dimensions

A: 12.77"
B: 11.54"
C: 2.75"
D: 12.30"
E: 6.50"
F: 18.93"

Airflow 4,917 cfm
Electricity Use 64-watt
Airflow Efficiency 77 cfm/watt

KINGSBURY

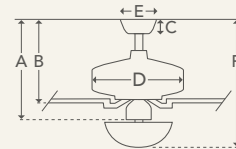
TRADITIONAL

Family Code H091 52P0

- WhisperWind® Motor
- Installer's Choice® Three-Position Mounting System
- Dust Armor™ blade coating repels dust buildup
- Limited lifetime warranty



53202
52" Roman Bronze with five Walnut blades



Dimensions

A: 12.02"
B: 10.93"
C: 2.75"
D: 11.06"
E: 6.50"
F: —

Airflow
4,292 cfm

Electricity Use
65-watt

Airflow Efficiency
66 cfm/watt

ITALIAN COUNTRYSIDE®

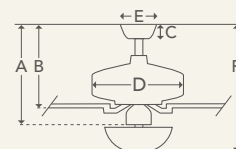
TRADITIONAL

Family Code H107 52P2

- WhisperWind® Motor
- Installer's Choice® Three-Position Mounting System
- Integrated 120-watt bowl light fixture
- Uses three 40-watt candelabra bulbs (included)
- Can be installed without light kit
- Dust Armor™ blade coating repels dust buildup
- Limited lifetime warranty



53200
52" Cocoa with five Aged Barnwood/Cherried Walnut blades



Dimensions

A: 13.02"
B: 12.22"
C: 2.75"
D: 13.99"
E: 6.50"
F: 18.98"

Airflow
5,094 cfm

Electricity Use
63-watt

Airflow Efficiency
81 cfm/watt

THE SAVOY®

TRADITIONAL

Family Code H066 52P0


- WhisperWind® Motor
- Installer's Choice® Three-Position Mounting System
- Dust Armor™ blade coating repels dust buildup
- Limited lifetime warranty



53104
52" Matte Black with five
Walnut/Light Cherry blades



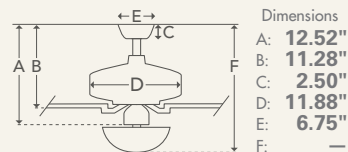
53103
52" White with five
White/Light Oak blades



53102
52" Antique Pewter with five
Black/Cherry blades



53105
52" Antique Brass
with five Rosewood/
Medium Oak blades



Dimensions	
A:	12.52"
B:	11.28"
C:	2.50"
D:	11.88"
E:	6.75"
F:	—

Airflow	5,348 cfm
Electricity Use	71-watt
Airflow Efficiency	75 cfm/watt

THE SONORA™

TRADITIONAL

Family Code H117 52P2

- WhisperWind® Motor
- Installer's Choice® Three-Position Mounting System
- Uses two 13-watt GU24 CFL bulbs (included)
- Dust Armor™ blade coating repels dust buildup
- Can be installed without light kit
- Limited lifetime warranty



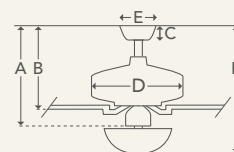
53172
52" New Bronze with five
Walnut/Cherry blades



53173
52" French Vanilla with
five French Vanilla/
Bleached Oak blades



53171
52" Antique Pewter with five
Black/Cherry blades



Dimensions

A: 12.02"
B: 10.70"
C: 2.75"
D: 11.06"
E: 6.50"
F: 18.48"

Airflow
5,680 cfm

Electricity Use
77-watt

Airflow Efficiency
74 cfm/watt

THE SONTERA[®]

TRADITIONAL

Family Code H068 52D3

- WhisperWind[®] Motor
- Installer's Choice[®] Three-Position Mounting System
- 180-watt three-light fixture
- Uses three 60-watt candelabra bulbs (included)
- Can be installed without light kit
- Limited lifetime warranty
- Dust Armor[™] blade coating repels dust buildup
- Remote control included



53115
52" Antique Brass with five
Walnut/Medium Oak blades



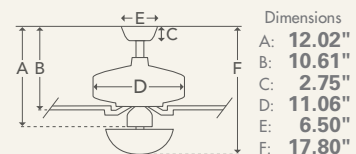
53114
52" White with five
White/Bleached Oak blades



53117
52" Brushed Nickel with five
Cherry/Maple blades



53116
52" Hunter Bright
Brass Finish[®] with five
Medium Oak/Walnut blades



Dimensions

A: 12.02"
B: 10.61"
C: 2.75"
D: 11.06"
E: 6.50"
F: 17.80"

Airflow
5,040 cfm

Electricity Use
64-watt

Airflow Efficiency
79 cfm/watt

STUDIO SERIES®

TRADITIONAL

Family Code H058 52P4

- WhisperWind® Motor
- Installer's Choice® Three-Position Mounting System
- 160-watt four-light fixture
- Uses four 40-watt candelabra bulbs (included)
- Can be installed without light kit
- Dust Armor™ blade coating repels dust buildup
- Limited lifetime warranty



53067
52" New Bronze with five
Walnut/Cherry blades



53062
52" White with five
White/Bleached Oak blades



53064
52" Brushed Nickel with five
Cherry/Maple blades



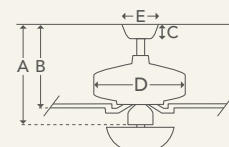
53063
52" Antique Brass with five
Walnut/Medium Oak blades



53066
52" Hunter Bright Brass Finish®
with five Walnut/
Medium Oak blades



53065
52" Antique Pewter with
five Dark Walnut/
Light Cherry blades



Dimensions	
A:	12.27"
B:	10.96"
C:	2.75"
D:	11.69"
E:	6.50"
F:	18.00"

Airflow	4,740 cfm
Electricity Use	65-watt
Airflow Efficiency	73 cfm/watt

VERNAZZA®

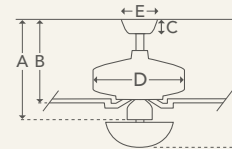
TRADITIONAL

Family Code H104 52P2

- WhisperWind® Motor
- Installer's Choice® Three-Position Mounting System
- Integrated 180-watt bowl light fixture
- Uses three 60-watt candelabra bulbs (included)
- Can be installed without light kit
- Dust Armor™ blade coating repels dust buildup
- Limited lifetime warranty



53029
52" Brushed Cocoa with five
Aged Barnwood/Rustic Lodge blades



Dimensions

A: 13.03"
B: 11.28"
C: 2.75"
D: 12.16"
E: 6.50"
F: 19.27"

Airflow
4,769 cfm

Electricity Use
66-watt

Airflow Efficiency
73 cfm/watt

DOMINO

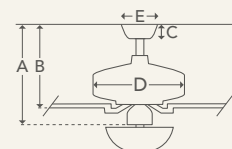
CONTEMPORARY

Family Code H111 52P1

- WhisperWind® Motor
- Installer's Choice® Three-Position Mounting System
- Integrated 80-watt downlight/80-watt uplight
- Uses four 40-watt candelabra bulbs (included)
- Dust Armor™ blade coating repels dust buildup
- Limited lifetime warranty



59010
52" Antique Pewter with five
Dark Maple/Rosewood blades



Dimensions

A: —
B: 10.61"
C: 2.75"
D: 8.39"
E: 6.50"
F: 16.35"

Airflow
4,560 cfm

Electricity Use
57-watt

Airflow Efficiency
80 cfm/watt

PALERMO™

CONTEMPORARY
Family Code H121 52D1

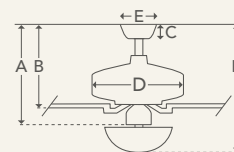
- WhisperWind® Motor
- Installer's Choice® Three-Position Mounting System
- 26-watt bowl light fixture
- 59052 and 59053 use two 13-watt GU24 CFL bulbs (included)
- 59049 and 59050 use one 22-watt GU24 CFL bulb (included)
- Dust Armor™ blade coating repels dust buildup
- Limited lifetime warranty
- Remote control included



59052/59049*
52" Brushed Nickel with five
Cherry/Maple blades
**Will be discontinued in 2015.*



59053/59050*
52" Brushed Bronze with five
Black/Walnut blades
**Will be discontinued in 2015.*



Dimensions	
A:	—
B:	10.27"
C:	2.75"
D:	—
E:	6.50"
F:	14.11"

Airflow	5791 cfm
Electricity Use	72-watt
Airflow Efficiency	80 cfm/watt

SONIC[®]

CONTEMPORARY

Family Code H131 52R1

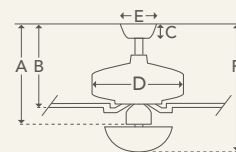
- WhisperWind[®] Motor
- Integrated 18-watt bowl light fixture
- Uses one 18-watt GU24 CFL bulb (included)
- Dust Armor[™] blade coating repels dust buildup
- Limited lifetime warranty
- Remote control included



59073
52" White with four
White/Maple blades



59072
52" Brushed Nickel with four
Black/Maple blades



Dimensions

A: —
B: 10.15"
C: 2.75"
D: 10.67"
E: 6.50"
F: 14.54"

Airflow
5,820 cfm

Electricity Use
70-watt

Airflow Efficiency
84 cfm/watt

BANYAN

CASUAL

Family Code H153 52P2

- WhisperWind® Motor
- Installer's Choice® Three-Position Mounting System
- Integrated 120-watt bowl light fixture
- Uses two 60-watt candelabra bulbs (included)
- Can be installed without light kit
- Dust Armor™ blade coating repels dust buildup
- Limited lifetime warranty



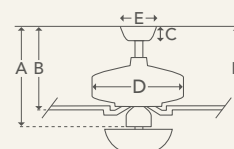
53175
52" Brushed Nickel with five
Dark Walnut/Medium Walnut blades



53176
52" New Bronze with five
Roasted Walnut/Yellow Walnut blades



53177
52" Snow White with five
Snow White blades



Dimensions	
A:	13.02"
B:	11.83"
C:	2.75"
D:	11.06"
E:	6.50"
F:	18.30"

Airflow	5,160 cfm
Electricity Use	68 -watt
Airflow Efficiency	76 cfm/watt

CARIBBEAN BREEZE™

CASUAL

Family Code H129 54P2

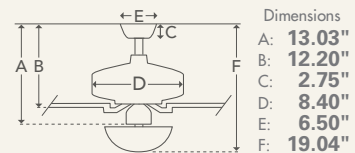
- WhisperWind® Motor
- Installer's Choice® Three-Position Mounting System
- Integrated 120-watt wicker bowl light fixture
- Uses two 60-watt candelabra bulbs (included)
- Can be installed without light kit
- Dust Armor™ blade coating repels dust buildup
- Limited lifetime warranty



54094
54" Textured White with five
Cream Wicker blades



54095
54" Weathered Bronze with five
Antique Dark Wicker blades



Airflow	5,559 cfm
Electricity Use	76-watt
Airflow Efficiency	73 cfm/watt

CONWAY

CASUAL

Family Code H157 52P3

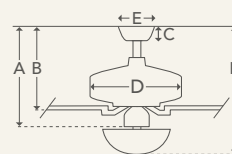
- WhisperWind® Motor
- Installer's Choice® Three-Position Mounting System
- 180-watt three-light fixture
- Uses three 60-watt candelabra bulbs (included)
- Can be installed without light kit
- Dust Armor™ blade coating repels dust buildup
- Limited lifetime warranty



53051
52" Cocoa with five
Walnut/Stained Oak blades



53052
52" Antique Pewter with five
Cherried Walnut/Burnt Walnut blades



Dimensions
A: 12.52"
B: 11.26"
C: 2.75"
D: 10.61"
E: 6.50"
F: 18.22"

Airflow
5,159 cfm
Electricity Use
67-watt
Airflow Efficiency
77 cfm/watt

MARKHAM

CASUAL

Family Code H170 52P0

- WhisperWind® Motor
- Installer's Choice® Three-Position Mounting System
- Dust Armor™ blade coating repels dust buildup
- Limited lifetime warranty



54108
52" Snow White with five
Snow White blades



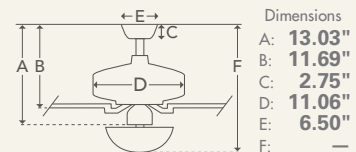
54109
52" Brushed Nickel with five
Medium Walnut/
Dark Walnut blades



54110
52" New Bronze with five
Yellow Walnut/
Roasted Walnut blades



54111
52" Matte Black with five
Harvest Mahogany/
Roasted Walnut blades



Dimensions	
A:	13.03"
B:	11.69"
C:	2.75"
D:	11.06"
E:	6.50"
F:	—

Airflow	6,514 cfm
Electricity Use	85-watt
Airflow Efficiency	77 cfm/watt



THE BEACON HILL™

TRADITIONAL

Family Code H061 42P3

- WhisperWind® Motor
- Installer's Choice® Three-Position Mounting System
- 180-watt three-light fixture
- Uses three 60-watt candelabra bulbs (included)
- Can be installed without light fixture
- Dust Armor™ blade coating repels dust buildup
- Limited lifetime warranty



53079
42" Brushed Nickel with five
Cherry/Maple blades



53081
42" White with five
White/Light Oak blades



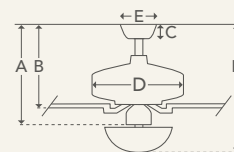
53078
42" Antique Brass with five
Rosewood/Medium Oak blades



53080
42" Hunter Bright Brass Finish®
with five Rosewood/
Medium Oak blades



53082
42" New Bronze with five
Walnut/Cherry blades



Dimensions	
A:	12.52"
B:	11.17"
C:	2.75"
D:	9.50"
E:	6.50"
F:	18.31"

Airflow	4,461 cfm
Electricity Use	63-watt
Airflow Efficiency	71 cfm/watt

CARAWAY

TRADITIONAL

Family Code H154 44P2

- WhisperWind® Motor
- Installer's Choice® Three-Position Mounting System
- 90% pre-assembled for easy installation
- Integrated 120-watt bowl light fixture
- Uses two 60-watt candelabra bulbs (included)
- Can be installed without light kit
- Dust Armor™ blade coating repels dust buildup
- Limited lifetime warranty



52080
44" Snow White with five
Snow White blades



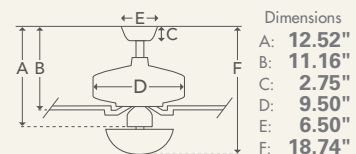
52081
44" Brushed Nickel with five Burnt
Walnut/Roasted Walnut blades



52082
44" New Bronze with five Harvest
Mahogany/Golden Walnut blades



- 1. Fan comes 90% pre-assembled**
 - 2. Attach to bracket and connect wires**
 - 3. Attach blades**
 - 4. Attach bowl**
- The Five Minute Fan® ceiling fan can be installed by most users in five minutes or less. Five minute time interval does not include installation of mounting plate.



Dimensions	
A:	12.52"
B:	11.16"
C:	2.75"
D:	9.50"
E:	6.50"
F:	18.74"

Airflow	4,085 cfm
Electricity Use	64-watt
Airflow Efficiency	64 cfm/watt

HUDSON™

TRADITIONAL

Family Code H082 42P0

- WhisperWind® Motor
- Installer's Choice® Three-Position Mounting System
- Dust Armor™ blade coating repels dust buildup
- Limited lifetime warranty



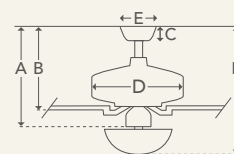
52067
42" New Bronze with five
Dark Walnut/Medium Oak blades



52065
42" White with five
White/Light Oak blades



52066
42" Brushed Nickel with five
Cherry/Maple blades



Dimensions	
A:	12.66"
B:	11.52"
C:	2.75"
D:	9.50"
E:	6.50"
F:	—

Airflow	3,790 cfm
Electricity Use	64-watt
Airflow Efficiency	59 cfm/watt

THE KENSINGTON®

TRADITIONAL

Family Code H005 42P2

- WhisperWind® Motor
- Installer's Choice® Three-Position Mounting System
- Integrated 120-watt bowl light fixture
- Uses two 60-watt candelabra bulbs (included)
- Can be installed without light kit
- Dust Armor™ blade coating repels dust buildup
- Limited lifetime warranty



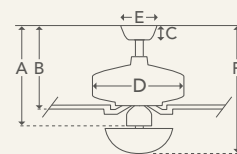
51014

42" New Bronze with five
Dark Cherry/Medium Oak blades



51015

42" Brushed Nickel with five
Cherry/Maple blades



Dimensions

A: 12.00"
B: 10.77"
C: 2.75"
D: 9.82"
E: 6.49"
F: 17.92"

Airflow
3,302 cfm

Electricity Use
58-watt


Airflow Efficiency
57 cfm/watt

WATSON

CASUAL

Family Code H163 34P2

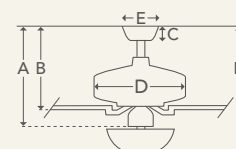
- WhisperWind® Motor
- Installer's Choice® Three-Position Mounting System
- Integrated 120-watt bowl light fixture
- Uses two 60-watt candelabra bulbs (included)
- Can be installed without light kit
- Dust Armor™ blade coating repels dust buildup
- Limited lifetime warranty



52089
34" Snow White with five
Snow White/Bleached Oak Blades



52090
34" New Bronze with five
Cabin Home/Walnut blades



Dimensions	
A:	12.76"
B:	11.80"
C:	2.75"
D:	9.50"
E:	6.50"
F:	18.23"


Airflow	3,516 cfm
Electricity Use	60-watt
Airflow Efficiency	59 cfm/watt

FANTASY FLYER®

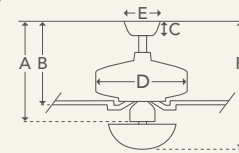
KIDS

Family Code H092 48P0

- WhisperWind® Motor
- Low-profile design for low ceilings
- Dust Armor™ blade coating repels dust buildup
- Authentic replica of F4U Corsair
- Engine cowling housing design
- Airplane ceiling appliqué
- Limited lifetime warranty



59031
48" Blue with three
Grey blades



Dimensions	
A:	10.75"
B:	7.00"
C:	—
D:	14.00"
E:	—
F:	—

ASHMONT

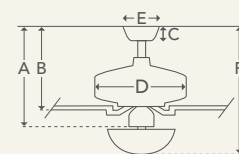
TRADITIONAL

Family Code H159 52P2

- WhisperWind® Motor
- Integrated 180-watt bowl light fixture
- Uses three 60-watt candelabra bulbs (included)
- Low-profile design for low ceilings
- Dust Armor™ blade coating repels dust buildup
- Limited lifetime warranty



53253
52" Onyx Bengal with five
Dark Walnut/Cherry blades



Dimensions	
A:	9.06"
B:	7.84"
C:	—
D:	12.50"
E:	—
F:	14.67"

42" LOW PROFILE® IV

TRADITIONAL

Family Code H126 42P0

- WhisperWind® Motor
- Low-profile design for low ceilings
- Dust Armor™ blade coating repels dust buildup
- Limited lifetime warranty



51059
42" White with five White blades



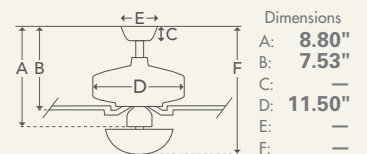
51060
42" Antique Pewter with five Dark Walnut/Chestnut blades



51061
42" New Bronze with five Weathered Oak/Wine Country blades



51062
42" Antique Brass with five Dark Walnut/English Cherry blades



52" LOW PROFILE® III

TRADITIONAL

Family Code H059 52P0

- WhisperWind® Motor
- Low-profile design for low ceilings
- Dust Armor™ blade coating repels dust buildup
- Limited lifetime warranty



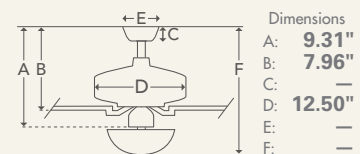
53071
52" Antique Pewter with five
Walnut/Light Cherry blades



53070
52" Hunter Bright Brass Finish® with
five Walnut/Medium Oak blades



53069
52" White with
five White blades




52" LOW PROFILE® III PLUS

TRADITIONAL

Family Code H060 52P1

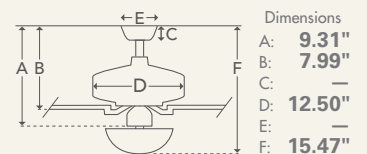
- WhisperWind® Motor
- 14-watt globe light fixture
- Uses one 14-watt CFL bulb (included)
- Can be installed without light kit
- Low-profile design for low ceilings
- Dust Armor™ blade coating repels dust buildup
- Limited lifetime warranty



53075
52" White with five
White blades



53074
52" Antique Pewter with five
Walnut/Light Cherry blades



CONROY

CASUAL

Family Code H156 42P2

- WhisperWind® Motor
- Integrated 120-watt bowl light fixture
- Uses two 60-watt candelabra bulbs (included)
- Can be installed without light kit
- Low-profile design for low ceilings
- Dust Armor™ blade coating repels dust buildup
- Limited lifetime warranty



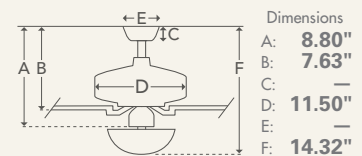
51022
42" Snow White with five
Snow White blades



51023
42" Onyx Bengal with five
Burnished Mahogany blades



51024
42" Antique Pewter with five
Rosewood/Dark Maple blades



HATHERTON

CASUAL

Family Code H158 46P3

- WhisperWind® Motor
- 180-watt three-light fixture
- Uses three 60-watt candelabra bulbs (included)
- Can be installed without light kit
- Low-profile design for low ceilings
- Dust Armor™ blade coating repels dust buildup
- Limited lifetime warranty



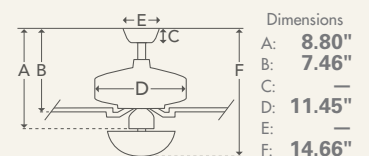
52085
46" Antique Brass with five
Black Oak/Dark Walnut blades



52086
46" New Bronze with five Roasted
Walnut/Yellow Walnut blades



52087
46" Snow White with five
Snow White blades




REINERT

CASUAL

Family Code H155 52P3

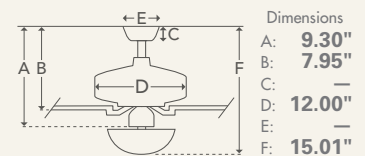
- WhisperWind® Motor
- 180-watt three-light fixture
- Uses three 60-watt candelabra bulbs (included)
- Can be installed without light kit
- Low-profile design for low ceilings
- Dust Armor™ blade coating repels dust buildup
- Limited lifetime warranty



53011
52" Snow White with five
Snow White blades



53012
52" Premier Bronze with five
Brazilian Cherry/Dark
Walnut blades



SEA WIND[®]

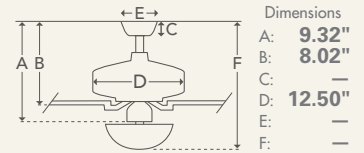
CASUAL

Family Code H069 48P0

- WhisperWind[®] Motor
- Low-profile design for low ceilings
- ETL Damp Listed for use in covered porches, patios, and sunrooms
- Dust Armor[™] blade coating repels dust buildup
- Limited lifetime warranty



53119
48" White with five
White Plastic blades



BAYVIEW[™]

CASUAL

Family Code H130 54P0

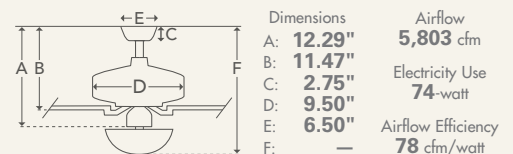
- WhisperWind[®] Motor
- Installer's Choice[®] Three-Position Mounting System
- ETL Damp Listed for use in covered porches, patios, and sunrooms
- Dust Armor[™] blade coating repels dust buildup
- Limited lifetime warranty



54098
54" Provençal Gold with five
Antique Dark Wicker/Antique
Dark Palm Leaf Plastic blades



54097
54" White with five White Wicker/
White Palm Leaf Plastic blades



MATHESTON

CASUAL

Family Code H162 52P2

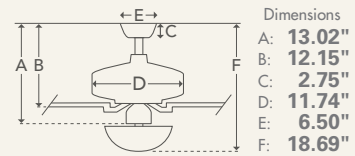
- WhisperWind® Motor
- Installer's Choice® Three-Position Mounting System
- Integrated 28-watt bowl light fixture
- Uses two 14-watt CFL bulbs (included)
- Can be installed without light kit
- Dust Armor™ blade coating repels dust buildup
- ETL Damp Listed for use in covered porches, patios, and sunrooms
- Limited lifetime warranty



54091
52" Cottage White with five
Grey Pine blades



54092
52" Onyx Bengal with five
Burnished Alder/Alder blades




Airflow	6,201 cfm
Electricity Use	79-watt
Airflow Efficiency	79 cfm/watt

BEACHCOMBER®

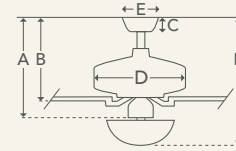
CASUAL

Family Code H070 52P2

- WhisperWind® Motor
- Installer's Choice® Three-Position Mounting System
- Uses two 60-watt candelabra bulbs (included)
- Can be installed without light kit
- Dust Armor™ blade coating repels dust buildup
- ETL Damp Listed for use in covered porches, patios, and sunroom
- Limited lifetime warranty



53122
52" White with five
White Beadboard/White Plastic blades



Dimensions	
A:	12.03"
B:	10.62"
C:	2.75"
D:	11.06"
E:	6.50"
F:	18.00"

Airflow	5,226 cfm
Electricity Use	65-watt
Airflow Efficiency	80 cfm/watt

THE MARINER™

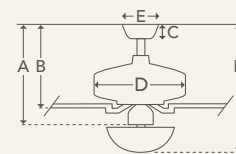
CASUAL

Family Code H119 52P0

- WhisperWind® Motor
- Installer's Choice® Three-Position Mounting System
- Dust Armor™ blade coating repels dust buildup
- ETL Wet Listed for use in covered and uncovered applications
- Limited lifetime warranty



59126
52" New Bronze with five
Medium Oak Plastic blades



Dimensions	
A:	12.80"
B:	11.53"
C:	2.75"
D:	12.65"
E:	6.50"
F:	—

Airflow	5,716 cfm
Electricity Use	63-watt
Airflow Efficiency	91 cfm/watt

SEA AIR


TRADITIONAL

Family Code H056 52P0

- WhisperWind® Motor
- Installer's Choice® Three-Position Mounting System
- Dust Armor™ blade coating repels dust buildup
- ETL Wet Listed for use in covered and uncovered applications
- Tarnish-resistant finish and hardware
- Limited lifetime warranty



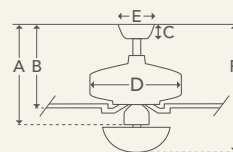
53060
52" Textured Black with five
Cocoa Plastic blades



53054
52" White with five
White Plastic blades



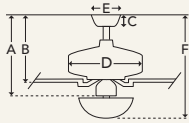
53061
52" New Bronze with five
Walnut Plastic blades



Dimensions	Airflow
A: 12.55"	5,537 cfm
B: 11.15"	Electricity Use
C: 2.75"	71-watt
D: 12.94"	Airflow Efficiency
E: 6.50"	78 cfm/watt
F: —	

HUNTER SPECIFICATIONS

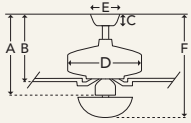
	HERITAGE				GREAT ROOM						LARGE ROOM				
	<i>1884 Limited Edition</i> 518863	<i>Classic Original</i> 53042	<i>Hunter Original</i> 23839, 23845, 23847, 23863	<i>Outdoor Original</i> (with 23874 blades) 23501	<i>Markley</i> 53253	<i>Royal Oak, The</i> 54017, 54018	<i>Stockbridge</i> 53042	<i>Valerian</i> 54061, 54062	<i>Westover</i> 53033	<i>Astoria The</i> 53057, 53058, 53059	<i>Aventine</i> 53134	<i>Bayan</i> 53175, 53176, 53177	<i>Brookline, The</i> 53102, 53108, 53109, 53110, 53111	<i>Caribbean Breeze</i> 54094, 54095	<i>Canway</i> 53051, 53052
SIZE	60	52	52	52	56	60	70	60	52	52	52	52	54	52	
BLADES	2	4/5	4/5	5	5	5	5	5	5	5	5	5	5	5	
°PITCH	14	15	15	12	13	13	13	13	13	13	13	13	13	13	
INCLUDES LIGHT	No	No	No	No	Yes	No	Yes	Yes	Yes	Yes	Yes	Yes	Yes	Yes	
INCLUDES REMOTE	No	No	No	No	No	Yes	No	No	Yes	No	No	No	No	No	
DUST ARMOR	No	No	No	No	Yes	Yes	Yes	Yes	Yes	Yes	Yes	No	Yes	Yes	
CFM (HIGH)	6422	6947	7560	7097	5523	6855	7911	7185	5005	5013	4917	5160	4905	5159	
CFM (MED)	3945	3989	5216	4619	3548	4289	5091	4291	3030	3235	3118	3181	2765	3195	
CFM (LOW)	1828	3595	3207	2633	2144	2552	2928	2644	1440	1993	1826	1953	1393	1602	
RPM (HIGH)	190	197	213	225	N/A	145	101	142	142	159	159	159	168	161	
RPM (MED)	117	116	125	155	N/A	83	58	78	92	100	96	92	98	90	
RPM (LOW)	63	74	80	93	N/A	44	29	41	50	56	52	51	55	47	
WATTS	76	87	85	81	66	78	86	82	66	65	64	68	63	76	
AMPS	.64	.73	.72	.69	.54	.71	.71	.67	.52	.52	.52	.56	.67	.65	
A	23.98	14.16	13.67	14.45	13.02	12.78	12.53	12.78	—	12.02	12.77	13.02	14.00	13.03	
B	22.50	11.83	11.60	12.18	11.81	11.41	11.14	11.47	13.00	10.62	11.54	11.83	11.70	12.20	
C	5.13	3.33	3.26	3.30	2.75	2.75	2.75	2.75	3.10	2.75	2.75	2.75	2.80	2.75	
D	9.8	12.53	12.53	12.53	13.49	14.09	12.25	12.59	13.50	11.06	12.30	11.06	12.25	8.40	
E	5.4	5.50	5.50	6.24	6.50	6.50	6.50	6.50	7.60	6.50	6.50	6.50	6.75	6.50	
F	—	—	—	—	18.48	—	18.28	18.20	22.20	17.99	18.93	18.30	19.75	19.04	



	LARGE ROOM												
	<i>Corland</i> 53095, 53094	<i>Domino</i> 59010	<i>Five Minute Fan</i> 53085, 53086	<i>Italian Countryside</i> 53200	<i>Kensington, The</i> 53047, 53048	<i>Kingsbury</i> 53202	<i>Markham</i> 54108, 54109, 54110, 54111	<i>Palermo</i> 59032, 59033	<i>Sonor The</i> 53102, 53103, 53104, 53105	<i>Skyline</i> 28704	<i>Sonic</i> 59072, 59073	<i>Sonora The</i> 53171, 53172, 53173	<i>Somerset The</i> 53114, 53115, 53116, 53117
SIZE	54	52	52	52	52	52	52	52	52	52	52	52	52
BLADES	5	5	5	5	5	5	5	5	5	5	4	5	5
°PITCH	13	13	13	13	13	13	13	13	13	13	13	13	13
INCLUDES LIGHT	Yes	Yes	Yes	Yes	Yes	No	No	Yes	No	Yes	Yes	Yes	Yes
INCLUDES REMOTE	No	No	No	No	No	No	No	Yes	No	No	Yes	No	Yes
DUST ARMOR	No	Yes	Yes	Yes	Yes	Yes	Yes	No	No	Yes	Yes	No	Yes
CFM (HIGH)	5496	4560	5010	5094	4748	4292	6513	5791	5348	4789	5820	5028	5040
CFM (MED)	3640	3220	3067	3411	3155	2770	3586	3588	3412	3324	3787	3099	1926
CFM (LOW)	2240	1986	1842	2085	1719	1692	2048	2183	1760	2079	2372	1913	8063
RPM (HIGH)	162	148	160	155	165	145	202	167	189	164	224	155	152
RPM (MED)	99	100	93	98	100	90	105	102	121	116	143	94	91
RPM (LOW)	53	60	51	56	55	52	55	55	59	67	80	53	51
WATTS	82	57	67	63	68	65	84	72	71	56	70	65	64
AMPS	.55	.46	.54	.51	.55	.53	.68	.59	.59	.46	.57	.52	.52
A	12.52	N/A	12.27	13.02	12.52	12.02	13.03	—	12.52	13.02	N/A	12.02	12.02
B	10.68	10.61	11.04	12.22	11.29	10.93	11.69	10.27	11.28	11.65	10.15	10.70	10.61
C	2.75	2.75	2.75	2.75	2.75	2.75	2.75	2.75	2.50	2.75	2.75	2.75	2.75
D	11.99	8.39	11.06	13.99	10.75	11.06	11.06	—	11.88	8.15	10.67	11.06	11.06
E	6.50	6.50	6.50	6.50	6.50	6.50	6.50	6.50	6.75	6.50	6.50	6.50	6.50
F	21.62	16.35	18.16	18.98	18.38	—	N/A	14.11	—	17.82	14.54	18.48	17.80

HUNTER SPECIFICATIONS

	LARGE ROOM			SMALL ROOM & OFFICE					LOW CEILING		
	<i>Studio Series</i> 53082, 53083, 53084, 53085, 53086, 53087	<i>Venezia</i> 53022	<i>Beacon Hill, The</i> 53078, 53079, 53080, 53081, 53082	<i>Caraway</i> 52080, 52081, 52082	<i>Hudson</i> 52065, 52066, 52067	<i>Kensington, The</i> 51014, 51015	<i>Watson</i> 52089, 52090	<i>Ashmont</i> 53223	<i>Corroy</i> 51022, 51023, 51024	<i>42" Low Profile IV</i> 51039, 51040, 51061 51062	<i>52" Low Profile III</i> 53069, 53070, 53071
SIZE	52	52	42	44	42	42	34	52	42	42	52
BLADES	5	5	5	5	5	5	5	5	5	5	5
°PITCH	13	13	13	13	13	13	13	13	13	13	13
INCLUDES LIGHT	Yes	Yes	Yes	Yes	No	Yes	Yes	Yes	Yes	No	No
INCLUDES REMOTE	No	No	No	No	No	No	No	No	No	No	No
DUST ARMOR	Yes	Yes	Yes	Yes	Yes	Yes	Yes	Yes	Yes	Yes	Yes
CFM (HIGH)	4740	4769	4461	4085	3790	3302	3516	3764	2825	2902	2852
CFM (MED)	2985	2986	3016	2083	1910	1734	1590	2134	1433	1453	2612
CFM (LOW)	1766	1747	1752	1418	1210	1183	1013	1390	936	889	1567
RPM (HIGH)	145	140	240	217	218	190	331	175	175	N/A	137
RPM (MED)	90	82	152	102	106	96	170	103	86	N/A	83
RPM (LOW)	50	43	85	59	65	62	102	62	54	N/A	47
WATTS	65	66	63	64	64	58	60	57	56	N/A	63
AMPS	N/A	.53	.50	.52	.52	.47	.49	.54	.45	N/A	.53
A	12.27	13.03	12.52	12.52	12.66	12.00	12.76	9.06	8.80	8.80	9.31
B	10.96	11.28	11.17	11.16	11.52	10.77	11.80	7.84	7.63	7.53	7.96
C	2.75	2.75	2.75	2.75	2.75	2.75	2.75	—	—	—	—
D	11.69	12.16	9.50	9.50	9.50	9.82	9.50	12.50	11.50	11.50	12.50
E	6.50	6.50	6.50	6.50	6.50	6.50	6.50	—	—	—	—
F	18.00	19.27	18.31	18.74	—	17.92	18.23	14.67	14.32	—	—



	LOW CEILING				OUTDOOR LIVING					
	<i>52" Low Profile III Plus</i> 53074, 53075	<i>Fantasy Flyer</i> 59031	<i>Hatherton</i> 52085, 52086, 52087	<i>Reinert</i> 53011, 53012	<i>Bayview</i> 54097, 54098	<i>Beachcomber</i> 53122	<i>Mariner, The</i> 59126	<i>Malherton</i> 54091, 54092	<i>Sea Air</i> 53053, 53054, 53055	<i>Sea Wind</i> 53119
SIZE	52	48	46	52	54	52	52	52	52	48
BLADES	5	3	5	5	5	5	5	5	5	5
°PITCH	13	15	13	13	13	13	12	13	13	13
INCLUDES LIGHT	Yes	No	Yes	Yes	No	Yes	No	Yes	No	No
INCLUDES REMOTE	No	No	No	No	No	No	No	No	No	No
DUST ARMOR	Yes	Yes	Yes	Yes	Yes	Yes	No	Yes	Yes	Yes
CFM (HIGH)	2852	N/A	3422	4193	5803	5226	5716	6201	5537	4072
CFM (MED)	2612	N/A	1897	2566	3422	3314	3632	3710	3376	2631
CFM (LOW)	1567	N/A	1188	1657	2092	2103	1848	2185	1983	1593
RPM (HIGH)	137	N/A	167	138	198	161	195	196	171	170
RPM (MED)	83	N/A	75	86	92	98	125	110	98	107
RPM (LOW)	47	N/A	47	49	53	58	75	59	54	64
WATTS	65	N/A	53	67	74	65	63	79	70	64
AMPS	.53	N/A	.52	.52	.62	.53	.56	.64	.59	.52
A	9.31	N/A	8.80	9.30	12.29	12.03	13.03	13.02	12.55	9.32
B	7.99	N/A	7.46	7.95	11.47	10.62	11.40	12.15	11.15	8.02
C	—	N/A	—	—	2.75	2.75	3.20	2.75	2.75	—
D	12.50	N/A	11.45	12.00	9.50	11.06	12.65	11.74	12.94	12.50
E	—	N/A	—	—	6.50	6.50	7.17	6.50	6.50	—
F	15.47	N/A	14.66	15.01	—	18.00	—	18.69	—	—



53241
Builder Elite

CUSTOM BUILDER

VISIONS BROUGHT TO LIFE

The Custom Builder collection was created to empower professionals. Add creative flair and quality craftsmanship to your masterpiece while staying within budget.

THREE REASONS IT HAS TO BE A HUNTER®

Every Hunter ceiling fan has been painstakingly designed and crafted to be more than just attractive and more than just another ceiling fan. These exclusive features are just a few of the reasons our customers have come to demand Hunter performance time and time again.

EASY INSTALLATION

With the patented design of Installer's Choice® Three-Position Mounting System, installing a Hunter fan is simple and safe.

WHISPER-QUIET MOVEMENT

The WhisperWind® Motor, available on most models, delivers the cooling power you want, without the noise you don't.

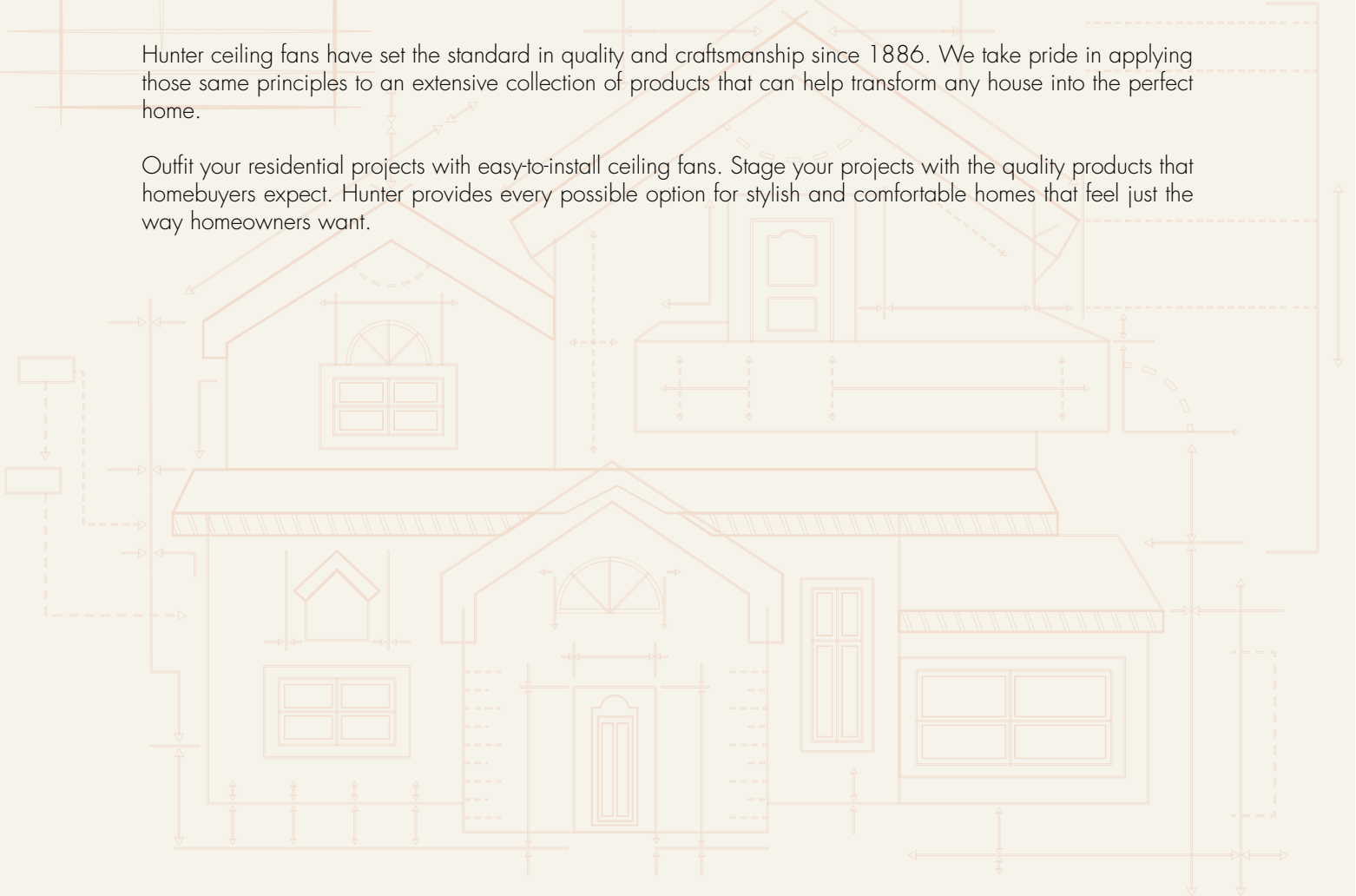
WOBBLE-FREE PERFORMANCE®

Hunter's patented, triangular hanger-ball system reduces torque for maximum stability.

TURN HOUSEBUYERS INTO HOMEOWNERS

Hunter ceiling fans have set the standard in quality and craftsmanship since 1886. We take pride in applying those same principles to an extensive collection of products that can help transform any house into the perfect home.

Outfit your residential projects with easy-to-install ceiling fans. Stage your projects with the quality products that homebuyers expect. Hunter provides every possible option for stylish and comfortable homes that feel just the way homeowners want.



PRO'S BEST®

Family Code H053 52P2

- WhisperWind® Motor
- Installer's Choice® Three-Position Mounting System
- 13° blade pitch
- 90% pre-assembled for easy installation
- Easy Lock® Blades
- Uses two 13-watt non-dimmable GU24 CFL bulbs (included)
- Can be installed without light kit
- Dust Armor™ blade coating repels dust buildup
- Limited lifetime warranty



53250
52" New Bronze with five
Dark Cherry/Medium Oak blades



53249
52" Brushed Nickel with five
Chestnut/Blackened Rosewood blades



53251
52" White with five
White/Beech blades



1. Fan comes 90% pre-assembled



2. Attach to bracket and connect wires

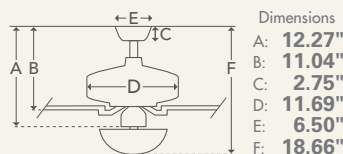


3. Attach blades



4. Attach bowl

The Five Minute Fan® ceiling fan can be installed by most users in five minutes or less. Five minute time interval does not include installation of mounting plate.



Dimensions

A: 12.27"
B: 11.04"
C: 2.75"
D: 11.69"
E: 6.50"
F: 18.66"

Fan Speed
Low
Medium
High

Airflow
1,499 cfm
3,027 cfm
5,232 cfm


Electricity
Use
10-watt
26-watt
67-watt

Airflow
Efficiency
156 cfm/watt
109 cfm/watt
76 cfm/watt

BUILDER DELUXE

Family Code H063 52P2

- WhisperWind® Motor
- Installer's Choice® Three-Position Mounting System
- 13° blade pitch
- Uses two 60-watt candelabra bulbs (included)
- Can be installed without light kit
- Dust Armor™ blade coating repels dust buildup
- Limited lifetime warranty



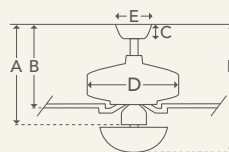
53091
52" New Bronze with five
Brazilian Cherry/Stained Oak blades



53089
52" White with five
White/Beech blades



53090
52" Brushed Nickel with five
Stained Oak/Brazilian Cherry blades



Dimensions

- A: 12.27"
- B: 10.92"
- C: 2.75"
- D: 10.90"
- E: 6.50"
- F: 17.77"

Fan Speed

- Low
- Medium
- High

Airflow

- 1,992 cfm
- 3,220 cfm
- 5,110 cfm

Electricity Use

- 10-watt
- 26-watt
- 64-watt

Airflow Efficiency

- 197 cfm/watt
- 122 cfm/watt
- 80 cfm/watt

BUILDER PLUS

Family Code H133 52P3

- WhisperWind® Motor
- 13° blade pitch
- Installer's Choice® Three-Position Mounting System
- Uses three 60-watt candelabra bulbs (included)
- Can be installed without light kit
- Dust Armor™ blade coating repels dust buildup
- Limited lifetime warranty



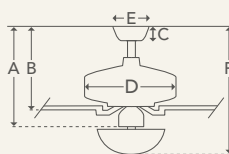
53237
52" Brushed Nickel with five
Brazilian Cherry/Harvest
Mahogany blades



53236
52" Snow White with five
Snow White blades



53238
52" New Bronze with five
Harvest Mahogany/Brazilian
Cherry blades



Dimensions

- A: 12.27"
- B: 10.92"
- C: 2.75"
- D: 10.90"
- E: 6.50"
- F: 18.06"

Fan Speed

- Low
- Medium
- High

Airflow

- 1,930 cfm
- 3,252 cfm
- 5,049 cfm

Electricity Use

- 10-watt
- 27-watt
- 66-watt

Airflow Efficiency

- 186 cfm/watt
- 121 cfm/watt
- 77 cfm/watt

BUILDER ELITE

Family Code H134 52P0

- WhisperWind® Motor
- Installer's Choice® Three-Position Mounting System
- 13° blade pitch
- Dust Armor™ blade coating repels dust buildup
- Limited lifetime warranty




53240
52" Snow White with five
Snow White blades



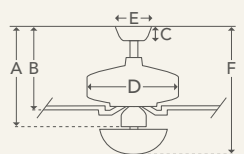
53241
52" Brushed Nickel with five
Brazilian Cherry/Harvest
Mahogany blades



53242
52" New Bronze with five
Harvest Mahogany/Brazilian
Cherry blades



53243
52" Matte Black with five
Black/Peppered
Walnut blades



Dimensions

A:	12.27"
B:	10.92"
C:	2.75"
D:	10.90"
E:	6.50"
F:	—

Fan Speed	Airflow	Electricity Use	Airflow Efficiency
Low	1,930 cfm	10-watt	186 cfm/watt
Medium	3,252 cfm	27-watt	121 cfm/watt
High	5,049 cfm	66-watt	77 cfm/watt

NEW

BUILDER SMALL ROOM

Family Code H183 42P3


- WhisperWind® Motor
- 13° blade pitch
- Installer's Choice® Three-Position Mounting System
- Uses three 60-watt candelabra bulbs (included)
- Can be installed without light kit
- Dust Armor™ blade coating repels dust buildup
- Limited lifetime warranty



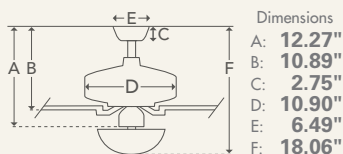
52107
42" New Bronze with five Harvest Mahogany/Brazilian Cherry blades



52105
42" Snow White with five Snow White blades



52106
42" Brushed Nickel with five Brazilian Cherry/Harvest Mahogany blades



Dimensions

- A: 12.27"
- B: 10.89"
- C: 2.75"
- D: 10.90"
- E: 6.49"
- F: 18.06"

Fan Speed

- Low
- Medium
- High

Airflow

- 1213 cfm
- 1928 cfm
- 3659 cfm

Electricity Use

- 7-watt
- 16-watt
- 63-watt

Airflow Efficiency

- 169 cfm/watt
- 122 cfm/watt
- 59 cfm/watt

SOUTHERN BREEZE®

Family Code H004 42P3

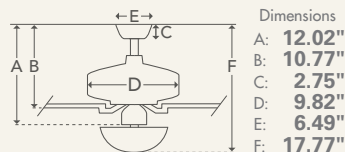
- WhisperWind® Motor
- Installer's Choice® Three-Position Mounting System
- 10.4° blade pitch
- Uses three 60-watt candelabra bulbs (included)
- Can be installed without light kit
- Dust Armor™ blade coating repels dust buildup
- Limited lifetime warranty



51011
42" Brushed Nickel with
five Cherry/Maple blades



51010
42" White with five
White/Bleached Oak blades




Dimensions	
A:	12.02"
B:	10.77"
C:	2.75"
D:	9.82"
E:	6.49"
F:	17.77"

Fan Speed	Airflow	Electricity Use	Airflow Efficiency
Low	1,110 cfm	8-watt	146 cfm/watt
Medium	1,692 cfm	16-watt	108 cfm/watt
High	3,369 cfm	57-watt	59 cfm/watt


BRIDGEPORT™

Family Code H071 52P0

- WhisperWind® Motor
- Installer's Choice® Three-Position Mounting System
- 13° blade pitch
- ETL Damp Listed for use in covered porches, patios, and sunrooms
- Dust Armor™ blade coating repels dust buildup
- Limited lifetime warranty



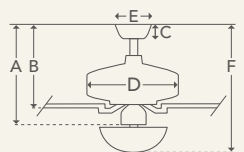
53127
52" Textured Black with five weatherproof Oak plastic blades



53125
52" White with five weatherproof White plastic blades



53126
52" New Bronze with five weatherproof Oak plastic blades



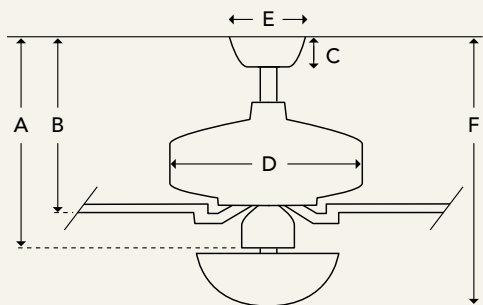
Dimensions

- A: 12.27"
- B: 10.99"
- C: 2.75"
- D: 11.69"
- E: 6.50"
- F: —

- | Fan Speed | Airflow | Electricity Use | Airflow Efficiency |
|-----------|-----------|-----------------|--------------------|
| Low | 2,254 cfm | 10-watt | 232 cfm/watt |
| Medium | 3,516 cfm | 26-watt | 136 cfm/watt |
| High | 5,671 cfm | 66-watt | 86 cfm/watt |

CUSTOM BUILDER SPECIFICATIONS

	<i>Bridgeport</i> 53125, 53126, 53127	<i>Builder Deluxe</i> 53089, 53090, 53091	<i>Builder Elite</i> 53240, 53241, 53242, 53243	<i>Builder Plus</i> 53236, 53237, 53238	<i>Builder Small Room</i> 52105, 52106, 52107	<i>Pro's Best</i> 53249, 53250, 53251	<i>Southern Breeze</i> 51010, 51011
SIZE	52	52	52	52	42	52	42
BLADES	5	5	5	5	5	5	5
°PITCH	13	13	13	13	13	13	10.4
INCLUDES LIGHT	No	Yes	No	Yes	Yes	Yes	Yes
INCLUDES REMOTE	No	No	No	No	No	No	No
DUST ARMOR	Yes	Yes	Yes	Yes	Yes	Yes	Yes
CFM (HIGH)	5671	5110	5049	5049	3659	5232	3369
CFM (MED)	3516	3220	3252	3252	2928	3027	1692
CFM (LOW)	2254	1992	1930	1930	1213	1499	1110
RPM (HIGH)	173	159	155	155	235	176	190
RPM (MED)	105	101	97	97	111	103	96
RPM (LOW)	58	58	54	54	67	55	62
WATTS	66	64	66	66	63	67	57
AMPS	.53	.52	.52	.52	.51	.54	.47
A	12.27	12.27	12.27	12.27	12.27	12.27	12.02
B	10.99	10.92	10.92	10.92	10.89	11.04	10.77
C	2.75	2.75	2.75	2.75	2.75	2.75	2.75
D	11.69	10.90	10.90	10.90	10.90	11.69	9.82
E	6.50	6.50	6.50	6.50	6.49	6.50	6.49
F	—	17.77	—	18.06	18.06	18.66	17.77





54016
Willowcrest

PRESTIGE

WHEN EXCEPTIONAL DOESN'T QUITE CUT IT.

We have taken Hunter® to the next level. Prestige offers our finest collection of fans—satisfying the demands of those who want the very best.

55046

64" Cocoa with five Dark Walnut/
Black Walnut veneer blades

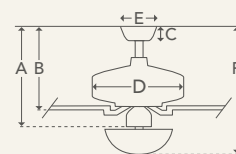


HEADLEY

TRADITIONAL
Family Code P010 64P0

Kick back to casual with the Headley. Its 64-inch blade span makes it a comfortable addition to great rooms and game rooms—virtually any room where relaxation is the rule.

- WhisperWind® Motor
- Installer's Choice® Three-Position Mounting System
- Dust Armor™ blade coating repels dust buildup
- Limited lifetime warranty
- 2" downrod included
- 6" downrod included
- For use on nine foot or higher ceilings



Dimensions	
A:	14.68"
B:	11.56"
C:	2.75"
D:	13.05"
E:	6.50"
F:	—

Airflow	7,540 cfm
Electricity Use	86-watt
Airflow Efficiency	88 cfm/watt

55045

64" Provence Crackle with five
Mahogany/Dark Walnut furniture grade veneer blades



TORRENCE

CASUAL

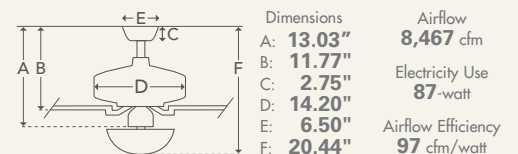
Family Code P009 64D3

A timeless classic that doesn't follow the trends, the Torrence is a model of enduring style with its Provence Crackle finish and rich Amber glass. This performer sets a new standard for air movement in fans of its size.

- WhisperWind® Motor
- Two-position mounting
- Integrated 42-watt three-light fixture
- Uses three 14-watt CFL bulbs (included)
- Dust Armor™ blade coating repels dust buildup
- Limited lifetime warranty
- 6" downrod included
- Remote control included
- For use on nine foot or higher ceilings



CAN BE INSTALLED WITHOUT LIGHT KIT



54016

54" Brittany Bronze with five
Burnished Mahogany/Mahogany carved wood blades




WILLOWCREST

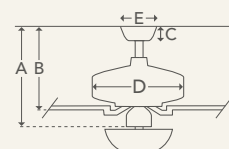
TRADITIONAL
Family Code P017 54P3

The Willowcrest features beautiful detail in the fan housing that is carried through to the intricate design of the light kit. The ornate housing combines the bold features of the blade arms with the carved wood blades to create an elegant yet traditional look.

- WhisperWind® Motor
- Installer's Choice® Three-Position Mounting System
- Integrated 180-watt three-light fixture
- Uses three 60-watt candelabra bulbs (included)
- Dust Armor™ blade coating repels dust buildup
- Limited lifetime warranty
- 3" downrod included



CAN BE INSTALLED WITHOUT LIGHT KIT



Dimensions

A: 13.03"
B: 11.68"
C: 2.75"
D: 13.00"
E: 6.50"
F: 19.17"

Airflow
5,964 cfm

Electricity Use
83-watt

Airflow Efficiency
72 cfm/watt



54015
 54" Tuscan Gold with five
 Roasted Cherry carved wood blades



CROWN PARK

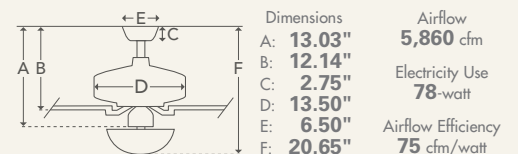
FORMAL
 Family Code P002 54P3

With large, decoratively carved wood blades, the Crown Park demands attention. This simple, yet elegant design features an intricate three-light fixture with beading detail and attractive motor housing with matching blade irons.

- WhisperWind® Motor
- Installer's Choice® Three-Position Mounting System
- Integrated 180-watt three-light fixture
- Uses three 60-watt candelabra bulbs (included)
- Dust Armor™ blade coating repels dust buildup
- Limited lifetime warranty
- 3" downrod included



CAN BE INSTALLED WITHOUT LIGHT KIT



54059

52" Bronze Patina with five
Burnished Caramel carved wood blades



WHITTEN

CASUAL

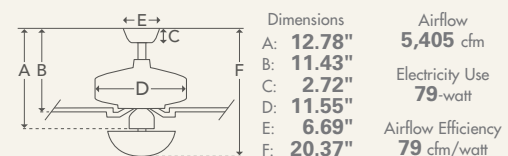
Family Code P012 52P3

Craftsman style meets modern functionality in this beautifully designed model that is made to look handcrafted with ornate, carved wood blades and a light stain. A bronze patina finish adds that perfect touch.

- WhisperWind® Motor
- Installer's Choice® Three-Position Mounting System
- Integrated 180-watt three-light fixture
- Uses three 60-watt candelabra bulbs (included)
- Dust Armor™ blade coating repels dust buildup
- Limited lifetime warranty
- 3" downrod included



CAN BE INSTALLED WITHOUT LIGHT KIT



54014

54" Brushed Cocoa with five
Burnished Alder carved wood blades



CLAYMORE

FORMAL

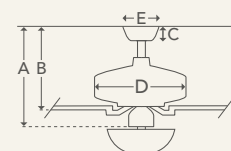
Family Code P001 54P2

Ornate yet simple, this traditional style caters to a wide range of tastes. Carved wood blades, a decorative trim on the motor housing, and the glass bowl contribute to its sophisticated design.

- WhisperWind® Motor
- Installer's Choice® Three-Position Mounting System
- Integrated 180-watt bowl light fixture
- Uses three 60-watt candelabra bulbs (included)
- Dust Armor™ blade coating repels dust buildup
- Limited lifetime warranty
- 3" downrod included



CAN BE INSTALLED WITHOUT LIGHT KIT



Dimensions

A: 13.03"
B: 11.18"
C: 2.75"
D: 12.16"
E: 6.50"
F: 19.27"

Airflow
5,727 cfm

Electricity Use
81-watt

Airflow Efficiency
70 cfm/watt



54140

54" Roman Sienna with five
Burnished Cherry carved wood blades



KINGSBRIDGE

FORMAL

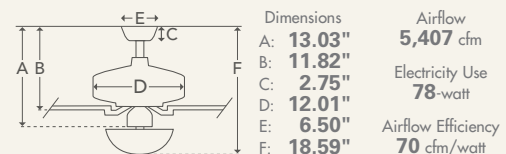
Family Code P014 54P2

Burnished carved wood blades, casual finishes and a timeless design make this traditionally styled fan a perfect complementary piece to the most sophisticated interior design.

- WhisperWind® Motor
- Installer's Choice® Three-Position Mounting System
- Integrated 180-watt bowl light fixture
- Uses three 60-watt candelabra bulbs (included)
- Dust Armor™ blade coating repels dust buildup
- Limited lifetime warranty
- 3" downrod included



CAN BE INSTALLED WITHOUT LIGHT KIT



54074

54" Antique Pewter with five
Blackened Pecan carved wood blades




TEAGUE

FORMAL

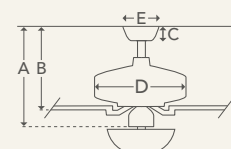
Family Code P007 54P2

Relaxed yet refined, the Teague will add simple elegance to any room in your home. A modest style made stunning with Blackened Pecan carved wood blades and Antique Pewter finish.

- WhisperWind® Motor
- Installer's Choice® Three-Position Mounting System
- Integrated 28-watt bowl light fixture
- Uses two 14-watt CFL bulbs (included)
- Dust Armor™ blade coating repels dust buildup
- Limited lifetime warranty
- 3" downrod included



CAN BE INSTALLED WITHOUT LIGHT KIT



Dimensions

A: 13.03"
B: 12.14"
C: 2.75"
D: 13.50"
E: 6.50"
F: 18.25"

Airflow
6,064 cfm

Electricity Use
83-watt

Airflow Efficiency
73 cfm/watt



54070

52" Cocoa with five Burnished Alder carved wood blades

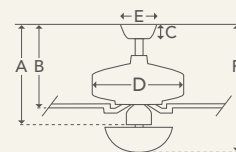


BINGHAM

TRADITIONAL
Family Code P006 52P0

The Bingham has the distinction of hand-carved wood blades, an upscale feature usually reserved for the most expensive fans. As a 52" fan that enhances the appearance of any room, it is a welcome addition to our line.

- WhisperWind® Motor
- Installer's Choice® Three-Position Mounting System
- Dust Armor™ blade coating repels dust buildup
- Limited lifetime warranty
- 3" downrod included



Dimensions	
A:	12.07"
B:	10.11"
C:	2.75"
D:	12.76"
E:	6.50"
F:	—

Airflow	5,228 cfm
Electricity Use	81-watt
Airflow Efficiency	65 cfm/watt

59039

54" Brushed Nickel with five
Burnished Walnut/Burnished Mahogany furniture grade veneer blades



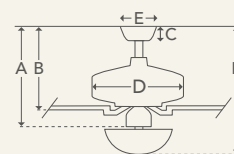
WINDEMERE

CONTEMPORARY

Family Code P015 54D1

Leave the past in the past with this ultra-sleek, contemporary design that features burnished blades and the latest in remote control technology.

- WhisperWind® Motor
- Two-position mounting
- Integrated 80-watt light fixture
- Uses two 40-watt candelabra bulbs (included)
- Dust Armor™ blade coating repels dust buildup
- Limited lifetime warranty
- Remote control included
- 3" and 6" downrods included



Dimensions

A: —
B: **9.39"**
C: **2.75"**
D: **8.65"**
E: **6.50"**
F: **12.62"**

Airflow
6,434 cfm

Electricity Use
86-watt

Airflow Efficiency
75 cfm/watt

59054

54" Brushed Nickel with three
Coffee Beech furniture grade veneer blades

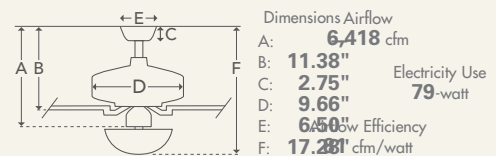


EURUS

CONTEMPORARY
Family Code P004 54D1


Named for the Greek god of the east wind, the Eurus makes a powerful statement in both form and function. A compelling contrast of clean lines and warm materials, this soft contemporary fan commands a presence in any room.

- WhisperWind® Motor
- Installer's Choice® Three-Position Mounting System
- Integrated light fixture
- One 18-watt dimmable CFL bulb (included)
- Dust Armor™ blade coating repels dust buildup
- Remote control included
- Limited lifetime warranty
- 5" downrod included



28791

46" Antique Brass with five Antique Halifax/
Antique Halifax Distressed blades



BIXBY

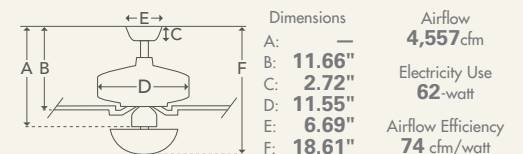
TRADITIONAL
Family Code P003 46P3

Timeless and elegant, this gorgeous fan is perfect for bringing a dash of class to any room—even smaller ones. A simple, classic look brought to life with Antique Halifax blades and Antique Brass finish.

- WhisperWind® Motor
- Installer's Choice® Three-Position Mounting System
- Integrated 180-watt three-light fixture
- Uses three 60-watt candelabra bulbs (included)
- Dust Armor™ blade coating repels dust buildup
- Limited lifetime warranty
- 3" downrod included



CAN BE INSTALLED WITHOUT LIGHT KIT



Will be discontinued in 2015.

52022
 36" Brushed Nickel with five
 Maple/Cool Grey blades

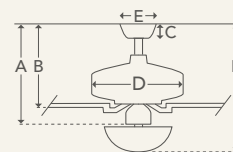


ORBIT®

CONTEMPORARY
 Family Code P011 36P0

Pulling together the eclectic elements of a contemporary room can be frustrating. Armed with a dash of space-age whimsy, Orbit® makes it a breeze. With a blade span of only 36", Orbit® is small in size but big on performance.

- WhisperWind® Motor
- Installer's Choice® Three-Position Mounting System
- Dust Armor™ blade coating repels dust buildup
- Limited lifetime warranty
- 3" downrod included



Dimensions	
A:	13.02"
B:	11.36"
C:	2.75"
D:	8.15"
E:	6.50"
F:	—

Airflow	3,653 cfm
Electricity Use	63-watt
Airflow Efficiency	58 cfm/watt

54077

52" Egyptian Bronze with five
Cherry/Walnut furniture grade veneer blades



ST. MICHAELS®

FORMAL

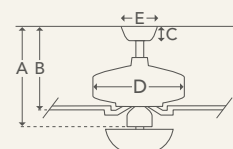
Family Code P008 52P2

The elegant classical leaf detail that graces the St. Michaels® motor housing and trim ring combines with the luxurious Amber Scavo glass light fixture adds the perfect finishing touches to a fan that's both stately and stylish.

- WhisperWind® Motor
- Low profile design
- Integrated 120-watt light fixture
- Uses two 60-watt candelabra bulbs (included)
- Dust Armor™ blade coating repels dust buildup
- Limited lifetime warranty



CAN BE INSTALLED WITHOUT LIGHT KIT



Dimensions		Airflow
A:	9.07"	3,438 cfm
B:	8.31"	Electricity Use
C:	—	76-watt
D:	12.49"	Airflow Efficiency
E:	—	45 cfm/watt
F:	14.17"	



59135
 54" Weathered Zinc with five
 Burnished Grey Pine/Grey Pine blades

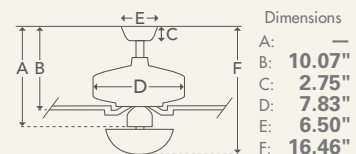


KEY BISCAYNE

CASUAL
 Family Code P018 54P1

The clean lines and maritime style of the Key Biscayne are outfitted with a blade finish reminiscent of aged beachwood. The Weathered Zinc finish and lantern style light kit bring a coastal feel to any room of your house.


- WhisperWind® Motor
- Installer's Choice® Three-Position Mounting System
- Integrated light fixture
- Uses two 14-watt CFL bulbs (included)
- Dust Armor™ blade coating repels dust buildup
- ETL Damp Listed for use in covered porches, patios, and sunrooms
- Limited lifetime warranty
- 2" downrod included



Dimensions	Airflow
A: 10.07"	6,239 cfm
B: 2.75"	Electricity Use
C: 7.83"	81-watt
D: 6.50"	Airflow Efficiency
E: 16.46"	77 cfm/watt

54068

52" Distressed White with five
Distressed White Beadboard weatherproof plastic blades



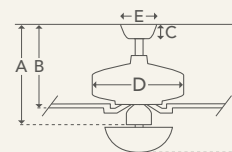
ORCHARD PARK

CASUAL

Family Code P013 52P0

With its delightfully simple styling, the Orchard Park brings the airy feel of a secluded beach house to any room. Let this fan take you away from it all.

- WhisperWind® Motor
- Installer's Choice® Three-Position Mounting System
- Dust Armor™ blade coating repels dust buildup
- Limited lifetime warranty
- 3" downrod included
- ETL Wet Listed for use in covered and uncovered applications



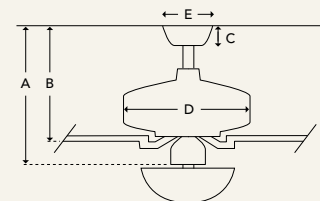
Dimensions
A: 13.05"
B: 12.22"
C: 2.75"
D: 11.00"
E: 6.50"
F: —

Airflow
6,113 cfm
Electricity Use
75-watt
Airflow Efficiency
82 cfm/watt

PRESTIGE SPECIFICATIONS

	<i>Bingham</i> 54070	<i>Bixby</i> 28781	<i>Clymore</i> 54014	<i>Crown Park</i> 54015	<i>Eurus</i> 59054	<i>Heardley</i> 55046	<i>Key Biscayne</i> 59135	<i>Kingsbridge</i> 54140	<i>Orbit</i> 52022
SIZE	52	46	54	54	54	64	54	54	36
BLADES	5	5	5	5	3	5	5	5	5
°PITCH	13	12	13	13	17	12	13	13	18
INCLUDES LIGHT	No	Yes	Yes	Yes	Yes	No	Yes	Yes	No
INCLUDES REMOTE	No	No	No	No	Yes	No	No	No	No
DUST ARMOR	Yes	Yes	Yes	Yes	Yes	Yes	Yes	Yes	Yes
CFM (HIGH)	5228	4557	5727	5860	6418	7540	6239	5407	3822
CFM (MED)	3249	2917	3318	3524	3960	4265	3731	3878	2769
CFM (LOW)	1750	1646	2092	2011	2396	2339	2201	2881	1635
RPM (HIGH)	173	203	179	171	175	124	181	164	251
RPM (MED)	96	127	98	97	100	69	96	111	182
RPM (LOW)	48	69	52	51	58	35	49	80	114
WATTS	81	62	81	78	79	86	81	78	50
AMPS	.65	.50	.66	.63	.65	.73	.68	.63	.41
A	12.07	—	13.03	13.03	—	19.16	—	13.03	13.02
B	10.11	11.66	11.18	12.14	11.38	15.67	10.07	11.82	11.36
C	2.75	2.72	2.75	2.75	2.75	3.07	2.75	2.75	2.75
D	12.76	11.55	12.16	13.50	9.66	13.05	7.83	12.01	8.15
E	6.50	6.69	6.50	6.50	6.50	7.67	6.50	6.50	6.50
F	—	18.61	19.27	20.65	17.28	—	16.46	18.59	—

	<i>Orchard Park</i> 54068	<i>St. Michaels</i> 54077	<i>Teague</i> 54074	<i>Torrence</i> 53045	<i>Whitton</i> 54059	<i>Willowcrest</i> 54016	<i>Windemere</i> 59039
SIZE	52	52	54	64	52	54	54
BLADES	5	5	5	5	5	5	5
°PITCH	13	13	13	13	13	13	13
INCLUDES LIGHT	No	Yes	Yes	Yes	Yes	Yes	Yes
INCLUDES REMOTE	No	No	No	Yes	No	No	Yes
DUST ARMOR	Yes	Yes	Yes	Yes	Yes	Yes	Yes
CFM (HIGH)	6113	3438	6064	8467	4454	5964	6434
CFM (MED)	3732	2107	3549	6444	2969	3499	3577
CFM (LOW)	2264	1238	1940	4660	1527	2090	2127
RPM (HIGH)	196	190	169	131	149	176	188
RPM (MED)	113	106	96	92	95	93	98
RPM (LOW)	61	55	49	64	46	48	52
WATTS	75	76	83	87	67	83	86
AMPS	.61	.61	.71	.71	.55	.69	.70
A	13.05	9.07	13.03	13.03	12.78	13.03	—
B	12.22	8.31	12.14	11.77	11.73	11.68	9.39
C	2.75	—	2.75	2.75	2.72	2.75	2.75
D	11.00	12.49	13.50	14.20	11.55	13.00	8.65
E	6.50	—	6.50	6.50	6.69	6.50	6.50
F	—	14.17	18.25	20.44	20.67	19.17	12.62





99160
Amber Linen Bowl

ACCESSORIES

BEYOND FANS.

Once you've found the perfect fan, add the right touches with our assortment of finishes, fixtures, and fan accessories—each made with the same quality and innovation that go into every Hunter® collection.

INDOOR/OUTDOOR LIGHT KITS



Tea Stain Bowl Light Kit

99157
Includes finials in Black and New Bronze
 26-watt
 Uses two 13-watt CFL bulbs (included)
 ETL Damp Listed for damp locations
 12.40" w x 5.43" h



Cased White Bowl Light Kit

99158
Includes finials in Black and White
 26-watt
 Uses two 13-watt CFL bulbs (included)
 ETL Damp Listed for damp locations
 12.40" w x 5.43" h



Marine II™ Low Profile Outdoor Globe

28547 New Bronze
28511 Textured Black
28438 White (shown)
 28-watt
 Uses two 14-watt CFL bulbs (included)
 Rated for wet locations
 10" w x 5" h



Outdoor Polycarbonate Kit

28318 White
 28-watt
 Uses two 14-watt CFL bulbs (included)
 Rated for wet locations
 10" w x 5" h
Not compatible with 5xxxx model ceiling fans.
Will be discontinued in 2015.



Outdoor Globe

22057 New Bronze
28388 White
28387 Textured Black
 26w
 Uses two 13w CFL bulbs (included)
 Rated for wet locations
 10.75" w x 4.5" h

LOW PROFILE LIGHT KITS

Includes glass and fitter.



Low Profile Candelabra Kit with White Cased Glass

99153 White

99154 New Bronze

99155 Brushed Nickel

120-watt

Uses two 60-watt candelabra bulbs (included)

10.80" w x 4.05" h



Energy Efficient Low Profile Kit

99148 Antique Pewter

99150 New Bronze

99159 White

26-watt

Uses two 13-watt pin-based GU24 CFL bulbs (included)

10.80" w x 4.05" h

DUAL USE LIGHT FIXTURES

Install on a ceiling fan or the ceiling.
Includes glass, fitter, and finial.



Swirled Marble Bowl

28568

Includes finials in Brushed Nickel, White, New Bronze, and Antique Brass

28-watt

Uses two 14-watt CFL bulbs (included)

12.75" w x 7.2" h



Frosted Bowl

28573

Includes finials in Antique Brass, Hunter Bright Brass Finish,[®] and New Bronze

26-watt

Uses two 13-watt CFL bulbs (included)

12.75" w x 7.2" h

BOWL LIGHT KITS

Includes glass, fitter, and finial.



Amber Glass

28640

Includes finials in Weathered Bronze, Antique Brass, and Cocoa

26-watt

Uses two 13-watt CFL bulbs (included)

12.75" w x 7.2" h



Amber Gradated Glass

28549

Includes finials in Weathered Bronze and Antique Brass

26-watt

Uses two 13-watt CFL bulbs (included)

12.75" w x 7.2" h



Tea Stain Glass

99096

Includes finials in New Bronze and Antique Pewter

28-watt

Uses two 14-watt CFL bulbs (included)

12.75" w x 6.50" h



Frosted Opal Glass

28592

Includes finials in White and Brushed Nickel

26-watt

Uses two 13-watt CFL bulbs (included)

12.75" w x 7.2" h



Swirled Marble Glass

28593

Includes finials in Antique Brass, Brushed Nickel, Hunter Bright Brass Finish®, and White

26-watt

Uses two 13-watt CFL bulbs (included)

12.75" w x 7.2" h



Swirled Marble Glass

Custom Builder Bowl

21828

Includes finials in White and Brushed Nickel

26-watt

Uses two 13-watt CFL bulbs (included)

12.75" w x 7.2" h



Amber Glass

Custom Builder Bowl

21827

Includes finials in New Bronze and Antique Brass

26-watt

Uses two 13-watt CFL bulbs (included)

12.75" w x 7.2" h

BOWL FITTERS & GLASS

Glass and fitter sold separately.



Bowl Fitter

99023

Includes finials in Brushed Cocoa,
Brushed Nickel, and White

Uses two 13-watt CFL bulbs (included)



Amber Linen Glass

99160

Includes finial in New Bronze

26-watt

12.75" w x 6.33" h



Amber Scavo Glass

99161

Includes finial in New Bronze

26-watt

12.75" w x 6.33" h



White Linen Glass

99162

Includes finial in Antique Pewter

26-watt

12.75" w x 6.33" h

GLOBE FITTERS & GLASS

Glass and fitter sold separately.



Globe Fitter

99168 White

99169 Black

99170 New Bronze

99172 Brushed Nickel* (shown)

Fitter only, glassware not included

Uses one 19-watt CFL bulb (included)

ETL Wet rated for damp locations

*For indoor use only



8" Opal Glass Schoolhouse Globe

22515

For use on globe fitters (sold separately)

Glass only

9.5" w x 7" h



10" Opal Glass Schoolhouse Globe

22555

For use on globe fitters (sold separately)

Glass only

10" w x 7" h



Frosted Opal Glass Contemporary Schoolhouse Globe

22565

For use on globe fitters (sold separately)

Glass only

10.5" w x 5.5" h

FITTERS



Three-Light Fitter

- 99134 New Bronze
- 99135 White
- 99136 Brushed Nickel
- 99138 Antique Pewter
- 99140 Black

Fitter only; glassware not included
 Uses three 13-watt CFL bulbs (included)
 7.50" w x 2.60" h



Four-Light Fitter

- 99142 Distressed White
- 99143 New Bronze
- 99144 Cocoa
- 99145 White
- 99146 Brushed Nickel*

Fitter only; glassware not included
 ETL Damp Listed for damp locations
 *For indoor use only
 Uses four 13-watt CFL bulbs (included)
 10.50" w x 3.21" h



Four-Light Straight Arm Fitter

- 22574 Antique Brass
- 28129 White

Fitter only; glassware not included
 Uses four 13-watt CFL bulbs (included)
 9" w x 3.5" h
 Uses four 40-watt candelabra bulbs
 Not compatible with 5xxxx model ceiling fans.

2 1/4" ACCESSORY GLASS

For use on fitters. Only available in packages of four.



99037
Swirled Marble Glass



28501
Frosted Seeded Glass



28890
Amber Glass



28891
Amber Gradated Glass



28892
Amber Linen Glass



28893
White Linen Glass



99036
Amber Linen Glass



99042
Cased White Glass



99043
Tea Stain Glass

TRADITIONAL GLOBE

Includes glass and fitter.



Traditional Globe

99164 White

99165 Black

99166 Chestnut Brown

Uses one 19-watt CFL bulb (included)

ETL Damp Listed for damp locations

12.00" w x 8.90" h

BULBS



Two Candelabra Base A15 Bulbs

22396

40-watt bulbs

452-lumen output

2,500-hour lifespan

*Vibration-resistant filament
for long life in a ceiling fan*



Energy-Saving Gu24 CFL Bulb

22067

26-watt bulb

10,000-hour lifespan

ANGLED CEILING MOUNTS

For up to a 45° ceiling mount.



22170
Chestnut Brown



22171
Cocoa



22174
Black*



22175
Brushed Nickel



22176
White



22178
Antique Brass



27995
Antique Pewter

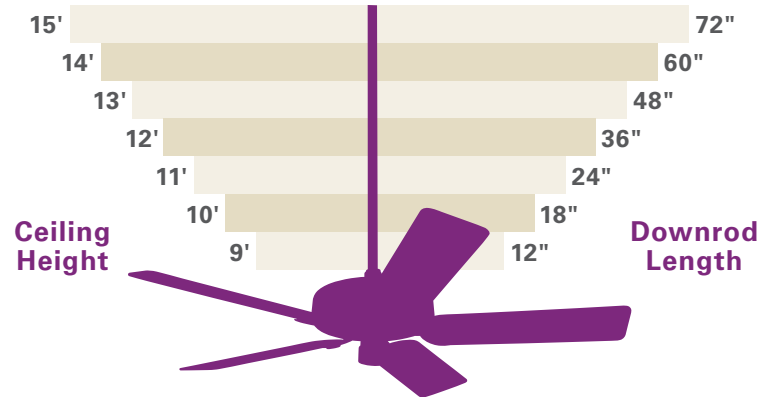


27996
New Bronze

*Black can be used with Antique Black, Matte Black, Satin Black, Textured Black, and Graphite.

EXTENSION DOWNRODS

More homes are being constructed with high ceilings. A Hunter® ¾" downrod sets the fan at the proper height for optimum performance. All Hunter® extension downrods match Hunter® fans for fit and finish, and have tapered threads for deeper engagement.



Finish	12"	18"	24"	36"	48"	60"	72"	Compatible Finishes
Antique Brass	22719	22729	26319	26329	26339	23190	23060	Burnished Copper, Estate Brass
Antique Pewter	28054	28055	28056	28057	28058	28059	28060	—
Black	25144	25145	25146	25147	25148	25149	25150	Antique Black, Matte Black, Satin Black, Textured Black, Graphite, Iron
Brittany Bronze	28979	28886	28980	28981	28887	28888	28889	Weathered Bronze, Burlled Brown
Bronze Patina	28206	28207	28208	28209	28210	—	—	Amber Bronze, Antique Copper, Brushed Bronze, Satin Bronze
Brushed Nickel	26019	26020	26021	26022	26023	26024	26025	—
Cottage White	99200	99201	99202	99203	99204	99205	99206	—
Hunter Bright Brass Finish®	22713	22723	26313	26323	26333	23192	23062	—
New Bronze	26041	26042	26043	26044	26045	26046	26047	Bronze, Brushed Cocoa, Leather Bronze, Provençal Gold, Roman Bronze, Rustic Bronze, Tuscan Gold, Egyptian Bronze
Onyx Bengal	99221	99222	99223	99224	99225	99226	99227	—
Provençal Gold	28224	28225	28226	28227	28228	—	—	New Bronze
Provence Crackle	99228	99229	99230	99231	99232	99233	99234	—
Sand*	28976	—	28977	28978	—	—	—	Harvest Wheat
White	25136	25137	25138	25139	25140	25141	25142	Satin White

Hunter Original® Downrods • Double-Threaded Construction

Black	26302	26219	26227	26228	26229	23194	23064	—
Chestnut Brown	22711	22721	26331	26341	26351	23195	23065	Distressed Relic, Chestnut Bronze, Weathered Brick
New Bronze All-Weather	25998	25999	26007	26008	—	—	—	Midnight Copper, Weathered Brick, Weathered Bronze
Satin White All-Weather	28254	28255	28256	28257	28258	—	—	—
Textured Black All-Weather	26430	26431	26432	26433	—	—	—	—
White	22717	22727	26317	26327	26337	23197	23067	—

*Will be discontinued in 2015.

ORIGINAL REMOTES

For use on Hunter Original® ceiling fans only.



- 27189**
Original® Fan/Light Wall Control*
- Receiver fits between ceiling and canopy
 - Controls three fan speeds and full-range light dimming
 - Uses existing two wires for complete control of fan and lighting
 - Fan 2.0 amps; light 300-watt
 - Uses rocker switchplate (not included)
 - One-year warranty



- 22691**
Original® Three-Speed Stepped Control*
- Capacitor design provides whisper-quiet speed control
 - Two-wire installation—no extra wiring!
 - Fan 2.0 amps; light 300-watt
 - Uses standard switchplate (not included)
 - One-year warranty



- 27187**
Original® Fan/Light Remote Control*
- Receiver fits between ceiling and canopy
 - Controls three fan speeds and full-range light dimming
 - Uses existing two wires for complete control of fan and lighting
 - Fan 2.0 amps; light 300-watt
 - Comes with wall cradle for handheld remote control
 - One-year warranty

Will be discontinued in 2015.



- 22394**
Original® Multiple Fan Speed Control*
- Can be used to control up to twelve 56"/52"/48" fans or twenty 42" fans wired on a single circuit
 - Fan 15.0 amps; 120 volts; 60 cycles
 - One-year warranty

ORIGINAL® CONTROL AND CANOPY ACCESSORY KIT

For use on Hunter Original® ceiling fans only.
 Requires a 12 inch or longer downrod. Downrod sold separately.



99181
 Black



99180
 Chestnut Brown



99179
 White

WALL CONTROLS



- 27180**
Three-Speed Stepped Control
- Two-wire installation—no extra wiring!
 - Operates three fan speeds—high, medium, and low
 - Fan 1.6 amps
 - Uses standard switchplate (not included)
 - One-year warranty



- 27181**
Four-Speed Slide Control
- Two-wire installation—no extra wiring!
 - Operates four fan speeds—high, medium, low, and serenity
 - Fan 1.6 amps
 - Uses rocker switchplate (not included)
 - One-year warranty



- 27182**
Fan/Light Dual Slide Control
- Controls three fan speeds and full-range light dimming
 - Installs in standard three-wire, single box wall switch
 - Fan 1.6 amps; light 300-watt
 - Uses rocker switchplate (not included)
 - One-year warranty



- 27183**
Fan/Light Dual Slide Control with On/Off Toggle
- Controls four fan speeds and full-range light dimming
 - Toggle feature allows on/off functionality to last fan and light setting
 - Installs in standard three-wire, single box wall switch
 - Fan 1.6 amps; light 300-watt
 - Uses rocker switchplate (not included)
 - One-year warranty



- 99120**
Fan/Light Wall Remote Control
- Complete fan and light operation in a two-wire control
 - Separate buttons for three fan speeds plus "Instant Off"
 - Full-range light dimming
 - Auto detection to switch between incandescent and CFL bulbs
 - Comes with rocker switchplate
 - Battery powered (included)
 - One-year warranty
 - Light delay feature allows safe exit from room as lights dim to off
 - Digitally programmable for easier installation—no more DIP switches or jumpers

REMOTE CONTROLS



99119 Fan/Light Universal Remote Control

- Complete fan and light operation in a two-wire control
- Separate buttons for three fan speeds plus "Instant Off"
- Full-range light dimming
- Comes with wall cradle for handheld remote control
- Fan 1.0 amp; light 300-watt
- One-year warranty
- Battery included
- Auto detection to switch between incandescent and CFL bulbs
- Light delay feature allows safe exit from room as lights dim to off
- Digitally programmable for easier install—no more DIP switches or jumpers



99122 (White) 99123 (Desert Platinum) Fan/Light Universal Remote Control

- Contemporary look that matches any décor
- Complete fan and light operation in a two-wire control
- Separate buttons for three fan speeds plus "Instant Off"
- Full-range light dimming and manual light operation with wall switch access plate
- Auto detection to switch between incandescent and CFL bulbs
- Comes with wall cradle for handheld remote control
- Fan 1.0 amp; light 300-watt
- One-year warranty
- Battery included
- Light delay feature allows safe exit from room as lights dim to off
- Digitally programmable for easier install—no more DIP switches or jumpers



99118 Basic On/Off Remote Control

- On/off switch for fan and light operation
- Features illuminated LED activation for instant feedback
- Easy canopy installation with new compact receiver
- Fan 1.0 amp; light 300-watt
- One-year warranty
- Battery included
- Auto detection to switch between incandescent and CFL bulbs
- Light delay feature allows safe exit from room as lights dim to off
- Digitally programmable for easier install—no more DIP switches or jumpers




27209/99121 Fan/Light Universal Remote Control

- Complete fan and light operation in a two-wire control
- Separate buttons for three fan speeds plus "Instant Off"
- Full-range light dimming and manual light operation with wall switch access plate
- Comes with wall cradle for handheld remote control
- Fan 1.0 amp; light 300-watt
- One-year warranty
- Battery included
- Auto detection to switch between incandescent and CFL bulbs (only on 9xxxx model remotes)
- Light delay feature allows safe exit from room as lights dim to off
- Digitally programmable for easier install—no more DIP switches or jumpers (only on 9xxxx model remotes)

BLADE FINISHES



Aged Barnwood



Aged Ebony




Alder



Antiqued Cherry
Carved Wood



Antique Dark Palm Leaf



Antique Dark Wicker



Antique Halifax



Barnwood



Beech



Black



Black Oak



Blackened Pecan
Carved Wood



Blackened Rosewood



Bleached Oak



Brazilian Cherry



Burnished Alder



Burnished Caramel
Carved Wood



Burnished Cherry



Burnished Mahogany



Burnished Walnut
Carved Wood



Burnt Walnut



Cabin Home



Cherried Walnut




Cherry




Cherry Veneer



Chestnut



Coffee Beech Veneer



Cool Grey



Cream Wicker



Dark Cherry



Dark Maple



Dark Walnut



Dark Walnut Veneer



Distressed Dark Cherry
Basswood Veneer



Distressed White
Beadboard Plastic

BLADE FINISHES



English Cherry



Eurasian Wood




French Vanilla



Golden Walnut



Grey



Grey Pine



Harvest Mahogany



Light Cherry



Light Oak



Mahogany Veneer



Maple



Medium Oak



Medium Oak Plastic



Medium Walnut



Oak Plastic



Roasted Cherry Carved Wood




Roasted Walnut



Rosewood



Rough Hewn Cherry Veneer



Rustic Lodge




Solid Teak




Stained Oak




Walnut



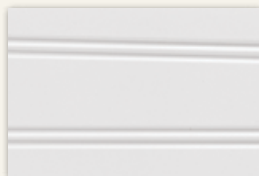
Walnut Veneer




Weathered Oak




White



White Beadboard Plastic




White Palm Leaf Plastic



White Plastic



White Wicker Plastic



Wine Country



Yellow Walnut

Note: Not all blade finishes are available for every fan. Refer to fan page for available finishes.

ALPHABETICAL INDEX

Fan Name	Page	Style	Models	Location
42" Low Profile IV	39	Traditional	51059, 51060, 51061, 51062	Low Ceiling
52" Low Profile III	40	Traditional	53069, 53070, 53071	Low Ceiling
52" Low Profile III Plus	41	Traditional	53075, 53074	Low Ceiling
1886 Limited Edition	8	Heritage	18865	—
Astoria, The	16	Traditional	53057, 53058, 53059	Large Room
Ashmont	38	Traditional	53253	Low Ceiling
Aventine	20	Traditional	53134	Large Room
Banyan	29	Casual	53175, 53176, 53177	Large Room
Bayview	45	Casual	54097, 54098	Outdoor Living
Beachcomber	47	Casual	53122	Outdoor Living
Beacon Hill, The	33	Traditional	53078, 53079, 53080, 53081, 53082	Small Room
Bingham	70	Traditional	54070	Large Room
Bixby	73	Traditional	28791	Small Room
Bridgeport	59	Custom Builder	53125, 53126, 53127	Outdoor Living
Brookline, The	17	Traditional	22390, 22431, 22451, 22465, 53109, 53110	Large Room
Builder Deluxe	54	Custom Builder	53089, 53090, 53091	Large Room
Builder Elite	56	Custom Builder	53240, 53241, 53242, 53243	Large Room
Builder Plus	55	Custom Builder	53236, 53237, 53238	Large Room
Builder Small Room	57	Custom Builder	52105, 52106, 52107	Small Room
Caraway	34	Traditional	52080, 52081, 52082	Small Room
Caribbean Breeze	30	Casual	54094, 54095	Large Room
Classic Original	10	Heritage	23852, 23855, 23856	—
Claymore	67	Formal	54014	Large Room
Conroy	42	Casual	51022, 51023, 51024	Low Ceiling
Conway	31	Casual	53051, 53052	Large Room
Cortland	18	Traditional	53094, 53095	Large Room
Crown Park	65	Formal	54015	Large Room
Domino	26	Contemporary	59010	Large Room
Eurus	72	Contemporary	59054	Large Room
Fantasy Flyer	38	Kids	59031	Low Ceiling
Five Minute Fan	19	Traditional	53085, 53086	Large Room
Hatherton	43	Casual	52085, 52086, 52087	Low Ceiling
Headley	62	Traditional	55046	Great Room
Hudson	35	Traditional	52065, 52066, 52067	Small Room
Hunter Original	9	Heritage	23845, 23838, 23847, 23863	—
Italian Countryside	21	Traditional	53200	Large Room
Kensington, The	20	Traditional	53047, 53048	Large Room
Kensington, The	36	Traditional	51014, 51015	Small Room
Key Biscayne	76	Casual	59135	Outdoor Living
Kingsbridge	68	Formal	54140	Large Room
Kingsbury	21	Traditional	53202	Large Room
Mariner, The	47	Casual	59126	Outdoor Living
Markham	32	Casual	54108, 54109, 54110, 54111	Large Room
Markley	12	Traditional	53255	Great Room
Matheston	46	Casual	54091, 54092	Outdoor Living
Palermo	27	Contemporary	59052, 59053	Large Room
Pro's Best	53	Custom Builder	53249, 53250, 53251	Large Room
Orbit	74	Contemporary	52022	Small Room
Orchard Park	77	Casual	54068	Outdoor Living
Outdoor Original	11	Heritage	25601, 25602	—
Reinert	44	Casual	53011, 53012	Low Ceiling
Royal Oak, The	13	Traditional	54017, 54018	Great Room
Savoy, The	22	Traditional	53102, 53103, 53104, 53105	Large Room
Sea Air	48	Traditional	53054, 53060, 53061	Outdoor Living
Sea Wind	45	Casual	53119	Outdoor Living
Sonic	28	Contemporary	59072, 59073	Large Room
Sonora, The	23	Traditional	53171, 53172, 53173	Large Room
Sontera, The	24	Traditional	53114, 53115, 53116, 53117	Large Room
Southern Breeze	58	Custom Builder	51010, 51011	Small Room
St. Michaels	75	Formal	54077	Low Ceiling
Stockbridge	12	Traditional	55042	Great Room
Studio Series	25	Traditional	53062, 53063, 53064, 53065, 53065, 53067	Large Room
Teague	69	Formal	54074	Large Room
Torrence	63	Traditional	55045	Great Room
Valerian	14	Casual	54061, 54062	Great Room
Vernazza	26	Traditional	53029	Large Room
Watson	37	Casual	52089, 52090	Small Room
Westover	15	Traditional	59033	Large Room
Whitten	66	Casual	54059	Large Room
Willowcrest	64	Traditional	54016	Large Room
Windemere	71	Contemporary	59039	Large Room

Hunter[®]

KEEPING YOU IN MIND.



As we continue to create innovative products of the highest quality, you can rest assured that we'll keep you in mind every step of the way.

Hunter[®]

HUNTER FAN COMPANY
7130 Goodlett Farms Pkwy, Suite 400
Memphis, TN 38016
www.HunterFan.com
901.744.1200