



# **FULL LINE CATALOG**

**Products for FARM, HOME,  
INDUSTRIAL, and CONSTRUCTION**

# HOT MAX TORCHES™

We at KDAR Company would like to thank you for the opportunity to serve you. Our catalog has many items for the Welding, Automotive, Lawn and Garden, and Tool Industries supplying innovative, high quality products at great prices. Our products are great for professionals, homeowners, and farm/ranch owners that are looking for consistently reliability.

Our goal is to produce quality items at competitive pricing and continue to introduce new items on an ongoing basis. We are always looking for those items that need development, improvement, or a lower cost to acquire. We welcome your ideas and needs for your particular business.

With over 40 years experience in retail, we are here to serve you and supply you with the needs of the modern businesses selling these products. Since we are a family owned business, we are dedicated to serving you and we offer that personal attention in all matters of business. Our motto is, "We make quality products with more features at competitive prices all backed with great service."

We appreciate your support and look forward to serving you.

Sincerely,

KDAR Company



3671 New Town Blvd  
St. Charles, MO 63301  
(636) 493-9920 M-F 8-5 pm, CST  
[www.hotmaxtorches.com](http://www.hotmaxtorches.com)

January 2019

# TABLE OF CONTENTS

## WELDING EQUIPMENT

|                                    |       |
|------------------------------------|-------|
| MIG WELDERS AND ACCESSORIES.....   | 1-8   |
| ARC WELDERS.....                   | 9-10  |
| WELDING ACCESSORIES.....           | 11-19 |
| MIG WIRE, ELECTRODES, TIG ROD..... | 19-26 |
| RECEPTACLES AND PLUGS.....         | 27    |
| WELDING CAPS AND CLOTHING.....     | 28    |

## GAS WELDING EQUIPMENT

|  |       |
|--|-------|
| OXYGEN-ACETYLENE TORCH KITS.....         | 29-34 |
| CUTTING TIPS/WELDING NOZZLES.....        | 35-38 |
| BIG MAX FAMILY PROPANE TORCHES.....      | 39-44 |
| PROPANE ACCESSORIES.....                 | 44-49 |
| PLUMBING TORCHES.....                    | 50    |
| BRAZING ROD AND BRAZING FLUX.....        | 51-52 |
| SOLDER AND SOLDER FLUX.....              | 53-54 |
| HOSES FITTINGS, ETC.....                 | 55-57 |
| REGULATORS AND GAUGES.....               | 58    |
| HOSES AND OXYGEN/ACETYLENE TANKS.....    | 59    |
| STRIKERS, FLINTS, TIP CLEANERS, ETC..... | 60-61 |

## SAFETY EQUIPMENT

|  |       |
|--|-------|
| HELMETS AND LENSES.....                | 62-64 |
| BRAZING GOGGLES.....                   | 65    |
| GLOVES.....                            | 66    |
| SAFETY GLASSES AND FACE SHIELDS.....   | 67    |
| HEARING PROTECTION AND DUST MASKS..... | 68    |

# TABLE OF CONTENTS

## ABRASIVES AND BRUSHES

|                                  |       |
|----------------------------------|-------|
| E-Z SANDER® HAND SANDER.....     | 69    |
| BENCH WHEELS.....                | 70    |
| CUT OFF AND GRINDING .....       | 71-74 |
| BRUSHES.....                     | 75-77 |
| CUP BRUSHES.....                 | 78    |
| END BRUSHES AND WIRE WHEELS..... | 79-80 |
| OTHER ABRASIVES.....             | 81-84 |

## TOOLS

|  |       |
|--|-------|
| PLIERS, MAGNETS, SOAPSTONE.....          | 85-87 |
| MARKERS .....                            | 88    |
| METAL FILES AND JUMPER CABLE CLAMPS..... | 89-90 |
| CUTTING FLUID AND CHEMICALS.....         | 91    |

## AIR FITTINGS AND ACCESSORIES

|                                  |         |
|----------------------------------|---------|
| COUPLERS AND PLUGS.....          | 92-98   |
| BLOW GUNS, CHUCKS, GUAGES.....   | 98-101  |
| FILTERS, REGULATORS, OILERS..... | 101-102 |
| HOSES, FITTINGS, AND MISC.....   | 102-109 |

## PRESSURE WASHER ACCESSORIES..110-116

## REPLACEMENT PARTS FOR HOT MAX 125, 135, AND 175 AMP MIG WELDERS



HOT MAX MIG GUN REPLACEMENT WITH 10' HOSE  
MODEL 23200



HOT MAX REPLACEMENT CO2/ARGON REGULATOR  
MODEL 23201

HOT MAX REPLACEMENT GAS HOSE - 5'  
MODEL 23203



HOT MAX REPLACEMENT GROUND CLAMP WITH 9' CABLE  
MODEL 23204



## **HOT MAX 125 AMP MIG WELDER - MODEL 125WFG**

The Hot Max 125WFG MIG Welder is ready to weld with shielding gas or flux core right out of the box.

### FEATURES:

**Infinite Output Voltage Controls** which can be adjusted as you weld!

**Infinite Wire Speed Control**

Factory pre-wired and ready for optional Spool Gun (Model #SPG).

Easy polarity change for switching between shielding gas and flux core wire.

Drive roller fits .023" to .035" wire. Larger drive wheel available.

2 Year Limited Warranty on Machine, 90 Day Warranty on Gun and Hoses, for Parts and Labor

### SPECIFICATIONS:

Input Current/Voltage: 15 Amps at 120 Volts, Single Phase

Output: 25-125 Amps DC

Minimum Duty Cycle: 20%

Welds up to 1/4" with Flux Core Wire

### WELDER INCLUDES THE FOLLOWING COMPONENTS:

Ground Clamp with 9' Cable

MIG Gun with 10' Hose

CO2/Argon Regulator with 5' Hose

2# Spool of .030" Flux Core Wire

Gas Nozzle for MIG Welding

Hex Wrench for wire feed roller

.025", .030", and .035" Contact Tips

10# Wire Spool Adapter

Shielding gas is NOT included.



## **HOT MAX 135 AMP MIG WELDER - MODEL 135WFG**

The Hot Max 135WFG MIG Welder is ready to weld with shielding gas or flux core right out of the box.

### FEATURES:

**Infinite Output Voltage Controls** which can be adjusted as you weld!

**Infinite Wire Speed Control**

Factory pre-wired and ready for optional Spool Gun (Model #SPG).

Easy polarity change for switching between shielding gas and flux core wire.

Drive roller fits .023" to .035" wire. Larger drive wheel available.

2 Year Limited Warranty on Machine, 90 Day Warranty on Gun and Hoses, for Parts and Labor

### SPECIFICATIONS:

Input Current/Voltage: 20 Amps at 120 Volts, Single Phase

Output: 25-135 Amps DC

Minimum Duty Cycle: 20%

Welds up to 5/16" with Flux Core Wire

### WELDER INCLUDES THE FOLLOWING COMPONENTS:

Ground Clamp with 9' Cable

MIG Gun with 10' Hose

CO2/Argon Regulator with 5' Hose

2# Spool of .030" Flux Core Wire

Gas Nozzle for MIG Welding

Hex Wrench for wire feed roller

.025", .030", and .035" Contact Tips

10# Wire Spool Adapter

Shielding gas is NOT included.

# MIG WELDERS



## HOT MAX 135 AMP MIG WELDING KIT MODEL 135WFGK

The Hot Max 135WFGK MIG Welder Kit is ready to weld with shielding gas or flux core right out of the box. Everything you need to weld all in one box!

### WELDING KIT INCLUDES:

HOT MAX 135WFG MIG WELDER  
WELDING CART - MODEL WC100  
WIDE VISION WELDING HELMET -  
MODEL 22087  
INSULATED WELDING GLOVES -  
MODEL 22050



WELDING CART



GRAY WELDING GLOVES



WELDING HELMET

### WELDER FEATURES:

**Infinite Output Voltage Controls** which can be adjusted as you weld!

**Infinite Wire Speed Control**

Factory pre-wired and ready for optional Spool Gun (Model #SPG).

Easy polarity change for switching between shielding gas (not included) and flux core wire.

Drive roller fits .023" to .035" wire. Larger drive wheel available.

All components of 135WFG MIG welder are also included in this kit.

2 Year Limited Warranty on Machine, 90 Day Warranty on Gun and Hoses, for Parts and Labor

### WELDER SPECIFICATIONS:

Input Current/Voltage: 20 Amps at 120 Volts, Single Phase

Output: 25-135 Amps DC

Minimum Duty Cycle: 20%

Welds up to 5/16" metal with flux core wire.



## **HOT MAX 175 AMP MIG WELDER - MODEL 175WFG**

The Hot Max 175WFG MIG Welder is ready to weld with shielding gas or flux core right out of the box.

### FEATURES:

**Infinite Output Voltage Controls** which can be adjusted as you weld!

**Infinite Wire Speed Control**

Factory pre-wired and ready for optional Spool Gun (Model #SPG).

Easy polarity change for switching between shielding gas and flux core wire.

Drive roller fits .023" to .035" wire. Larger drive wheel available.

2 Year Limited Warranty on Machine, 90 Day Warranty on Gun and Hoses, for Parts and Labor

### SPECIFICATIONS:

Input Current/Voltage: 40 Amps at 240 Volts, Single Phase

Output: 30-175 Amps DC

Minimum Duty Cycle: 20%

Welds up to 3/8" with Flux Core Wire

### WELDER INCLUDES THE FOLLOWING COMPONENTS:

Ground Clamp with 9' Cable

MIG Gun with 10' Hose

CO2/Argon Regulator with 5' Hose

2# Spool of .030" Flux Core Wire

Gas Nozzle for MIG Welding

Hex Wrench for wire feed roller

.025", .030", and .035" Contact Tips

10# Wire Spool Adapter

Shielding gas and power plug are NOT included.



## HOT MAX 175 AMP MIG WELDING KIT MODEL 175WFGK

The Hot Max 175WFGK MIG Welder Kit is ready to weld with shielding gas or flux core right out of the box. Everything you need to weld all in one box!

### WELDING KIT INCLUDES:

HOT MAX 175WFG MIG WELDER  
WELDING CART - MODEL WC100  
WIDE VISION WELDING HELMET -  
MODEL 22087  
INSULATED WELDING GLOVES -  
MODEL 22050



WELDING CART



GRAY WELDING GLOVES



WELDING HELMET

### WELDER FEATURES:

**Infinite Output Voltage Controls** which can be adjusted as you weld!

**Infinite Wire Speed Control**

Factory pre-wired and ready for optional Spool Gun (Model #SPG).

Easy polarity change for switching between shielding gas (not included) and flux core wire.

Drive roller fits .023" to .035" wire. Larger drive wheel available.

All components of 175WFG MIG welder are also included in this kit.

2 Year Limited Warranty on Machine, 90 Day Warranty on Gun and Hoses, for Parts and Labor

### WELDER SPECIFICATIONS:

Input Current/Voltage: 40 Amps at 240 Volts, Single Phase

Output: 30-175 Amps DC

Minimum Duty Cycle: 20%

Welds up to 3/8" with Flux Core Wire



**NEW!**  
Lightweight  
Inverter  
Technology




## ALL IN ONE HOT MAX 250 AMP MIG / TIG / ARC WELDING MACHINE MODEL 250WFG

The Hot Max 250WFG MIG/TIG/ARC Welder is an all in one machine for MIG, TIG, and ARC Welding. Using the latest Inverter Technology, the 250WFG welder offers superior arc control in any mode for professional quality results. You will find the simple controls and digital readouts easy to use. The powerful double drive wheel will easily handle 33 pound spools for years of trouble free work. Works with all types of MIG wire including mild steel, flux core, stainless steel, and even aluminum when used with the optional Hot Max Spool Gun Model 23241 (page 13). The metal foot control for TIG welding is the preferred control method for professional welders.

# MIG WELDERS



## ALL IN ONE HOT MAX 250 AMP MIG / TIG / ARC WELDER MODEL 250WFG



Inside the Cover

### MIG WELDING FEATURES:

**Infinite Output Voltage Controls** which can be adjusted as you weld!

#### **Infinite Wire Speed Control**

Heavy Duty Professional Quality Trafimet 250 Amp MIG gun with 10' hose

Factory pre-wired and ready for optional Spool Gun

Separate MIG shielding gas connection for Argon/CO2

Heavy Duty double drive motor easily handles 11 pound and 33 pound wire spools.

Comes with two sets of drive wheels to handle .030" (.8 mm), .040" (1.0 mm), and .045" (1.2mm) MIG wire

Quick Feed button allows for easier loading of the MIG wire into gun

Comes with (1) .030" (.8 mm) and (2) .040" (1.0 mm) contact tips for MIG gun

MIG Output: 50 - 250 Amps, 16.5 to 26.5 Volts DC

MIG Duty Cycle: 60% at 250 Amps, 100% at 194 Amps

### TIG WELDING FEATURES:

250 Amp rated TIG Torch with 12' hose

Heavy Duty metal foot pedal with 15' control wiring

Separate TIG shielding gas connection for Argon

3 TIG Gas Nozzles, 1 Collet Body, 3 Collets, 1 short Back Cap, and 1 Long Back Cap included

Tungsten Electrodes are NOT included.

TIG Output: 20 - 230 Amps, 10.8 to 19.2 Volts DC

TIG Duty Cycle: 60% at 230 Amps, 100% at 178 Amps

### ARC (SMAW) WELDING FEATURES:

300 Amp Electrode Holder with 10' cable assembly

ARC Output: 30 - 230 Amps, 21.2 to 29.2 Volts DC

ARC Duty Cycle: 60% at 230 Amps, 100% at 178 Amps

### COMMON FEATURES AND OTHER SPECIFICATIONS:

300 Amp ground clamp with 10' cable assembly

Tank tray at the back of the machine holds up to 9.5" diameter tanks weighing less than 330 pounds

Heavy Duty 10" solid rubber rear wheels and 3" castors in the front for mobility

Argon/CO2 regulator with 5' hose included for MIG and TIG applications

36V heated regulator output (Optional heated regulator available)

Circuit Breaker for overload protection

6' Grounded power cord (PLUG NOT INCLUDED)

Input Current/Voltage: 50 Amps at 220 Volts, Single Phase

Weight: 150 Pounds

2 Year Limited Warranty on Machine, 90 Day Warranty on Accessories, for Parts and Labor

MIG welding wire, tungsten electrodes, ARC welding electrodes, shielding gas tank, and Power Plug are NOT included.



## **HOT MAX 300 AMP AC ARC WELDER MODEL AC300**

The Hot Max AC300 ARC Welder is a very HEAVY DUTY unit for all your welding needs.

### FEATURES AND SPECIFICATIONS:

Fully adjustable current control allows for as small as 1 amp changes at a time.

Fan Cooled for longer duty cycles.

Heavy Duty Wheels for Portability.

Welds 5/32" rod with ease.

Input Current/Voltage: 60 Amps at 240 Volts, Single Phase

Low Range Output: 50 - 210 Amps AC

High Range Output: 55 - 250 Amps AC

Duty Cycle: 20% at 225 Amps, 100% at 100 Amps

Welds best on 1/8" and larger metals.

2 Year Limited Warranty on Machine, 90 Days for Cable Assemblies, for Parts and Labor

### WELDER INCLUDES THE FOLLOWING COMPONENTS:

300A electrode holder with 15 foot cable, bolted connections.

300A steel ground clamp with 10 foot cable, bolted connections.

5-1/2 foot grounded power cable (PLUG IS NOT INCLUDED).

Welding Electrodes are NOT included.



## **HOT MAX 300 AMP AC / 200 AMP DC ARC WELDER MODEL ACDC300/200**

The Hot Max ACDC300/200 ARC Welder is a very HEAVY DUTY unit for all your welding needs.

### FEATURES AND SPECIFICATIONS:

Fully adjustable current control allows for as small as 1 amp changes at a time.

Fan Cooled for longer duty cycles.

Heavy Duty Wheels for Portability.

Welds 5/32" rod with ease.

Input Current/Voltage: 60 Amps at 240 Volts, Single Phase

AC Low Range Output: 50 - 210 Amps, 29 Volts AC

AC High Range Output: 60 - 250 Amps, 29 Volts AC

DC Output Range: 40 - 160 Amps, 24 Volts DC (Separate connections for DC welding).

AC Duty Cycle: 20% at 225 Amps , 100% at 100 Amps

DC Duty Cycle: 20% at 100 Amps, 100% at 45 Amps

Welds best on 1/8" and larger metals.

2 Year Limited Warranty on Machine, 90 Days for Cable Assemblies, for Parts and Labor

### WELDER INCLUDES THE FOLLOWING COMPONENTS:

300A electrode holder with 15 foot cable, bolted connections.

300A steel ground clamp with 10 foot cable, bolted connections.

5-1/2 foot grounded power cable (PLUG IS NOT INCLUDED).

Welding Electrodes are NOT included.



## **HOT MAX SPOOL GUN FOR 250WFG - MODEL 23241**

### FEATURES:

Designed for Hot Max 250WFG MIG welders (180 Amp rated).

20' gun lead for welding in hard to reach places and reduces machine relocation.

See through cover so you can easily check amount of wire on the spool.

Great for aluminum but will also weld mild steel (with or without gas) and stainless steel.

Holds 4" wire spools.

12V DC Drive motor



250 WFG Replacement MIG Gun and  
Hose  
MODEL 23243



250 WFG Replacement TIG Gun and  
Lead  
MODEL 23244



250 WFG Replacement Electrode  
Holder and Lead  
MODEL 23245



250 WFG Replacement Ground  
Clamp and Lead  
MODEL 23258



250 WFG Replacement TIG Foot  
Pedal  
MODEL 23240



250 WFG Replacement Regulator and  
Hose  
MODEL 23201 and 23203

# 250WFG ACCESSORIES



HOT MAX 250WFG CONTACT TIPS  
(TWECO® COMPATIBLE)

| <u>MODEL</u> | <u>DESCRIPTION</u>                 |
|--------------|------------------------------------|
| 23247        | .025" (.6 MM) CONTACT TIPS - 5/PK  |
| 23248        | .030" (.8 MM) CONTACT TIPS - 5/PK  |
| 23249        | .035" (.9 MM) CONTACT TIPS - 5/PK  |
| 23250        | .040" (1.0 MM) CONTACT TIPS - 5/PK |
| 23251        | .045" (1.2 MM) CONTACT TIPS - 5/PK |



HOT MAX 250WFG MIG GAS NOZZLE  
(TWECO® COMPATIBLE)

MODEL 23246



HOT MAX 250WFG MIG GUN BRASS CONTACT TIP HOLDER  
MODEL 23257

HOT MAX 250WFG MIG GUN CERAMIC GAS DISTRIBUTOR  
MODEL 23256



HOT MAX 250WFG REPLACEMENT DRIVE MOTOR WHEELS

| <u>MODEL</u> | <u>DESCRIPTION</u>                     |
|--------------|--|
| 23253        | .030" TO .040" REPLACEMENT DRIVE WHEEL |
| 23254        | .040" TO .045" REPLACEMENT DRIVE WHEEL |



HOT MAX 250WFG HEATED GAS REGULATOR AND FLOW  
GUAGE - 36 VOLT

MODEL 23242



## **HOT MAX WELDER/PLASMA CUTTER CART MODEL WC-100**

### FEATURES:

All steel construction with black powder coat finish for long life  
Safety chains to secure optional tanks.  
6" Wheels in the back, 2-1/2" castors in the front for greater mobility.  
Easy pull handle.  
Extra storage tray.  
Fits most MIG and Plasma machines.  
Top shelf is 11-1/2" wide by 17-1/2" deep  
Holds up to 9" diameter tank weighing less than 55 pounds



### **HOT MAX MIG WELDER CONTACT TIPS FOR 125/135/175 WELDERS (TWECO® COMPATIBLE)**

| <u>MODEL</u> | <u>DESCRIPTION</u>                 |
|--------------|------------------------------------|
| 22053        | .025" (.6 MM) CONTACT TIPS - 5/PK  |
| 22054        | .030" (.8 MM) CONTACT TIPS - 5/PK  |
| 22055        | .035" (.9 MM) CONTACT TIPS - 5/PK  |
| 23020        | .040" (1.0 MM) CONTACT TIPS - 5/PK |
| 23021        | .045" (1.2 MM) CONTACT TIPS - 5/PK |



HOT MAX MIG WELDER MIG GUN GAS DIFFUSER  
FOR 125/135/175 WELDERS (TWECO® COMPATIBLE)

MODEL 23093



HOT MAX MIG WELDER GAS NOZZLES  
FOR 125/135/175 WELDERS (TWECO® COMPATIBLE)

| <u>MODEL</u> | <u>DESCRIPTION</u>            |
|--------------|-------------------------------|
| 23090        | 1/2" BORE MIG NOZZLE          |
| 22057        | 5/8" BORE MIG NOZZLE          |
| 23092        | 5/8" BORE MIG SPOTWELD NOZZLE |



HOT MAX FLUX CORE NOZZLE  
FOR 125/135/175 WELDERS (TWECO® COMPATIBLE)

| <u>MODEL</u> | <u>DESCRIPTION</u>       |
|--------------|--------------------------|
| 22058        | PLASTIC FLUX CORE NOZZLE |



HOBART® COMPATIBLE CONTACT TIPS

| <u>MODEL</u> | <u>DESCRIPTION</u>        |
|--------------|---------------------------|
| 23022        | .025" CONTACT TIPS - 5/PK |
| 23023        | .030" CONTACT TIPS - 5/PK |
| 23024        | .035" CONTACT TIPS - 5/PK |



HOBART® COMPATIBLE NOZZLES

| <u>MODEL</u> | <u>DESCRIPTION</u>   |
|--------------|----------------------|
| 23094        | 1/2" BORE MIG NOZZLE |
| 23095        | 5/8" BORE MIG NOZZLE |



## BINZEL® COMPATIBLE NOZZLES

| <u>MODEL</u> | <u>DESCRIPTION</u>            |
|--------------|-------------------------------|
| 23097        | 3/8" BORE MIG NOZZLE          |
| 23096        | 1/2" BORE MIG NOZZLE          |
| 23098        | 5/8" BORE MIG SPOTWELD NOZZLE |



## MIG PLIERS

Perfect multiuse pliers for MIG welding - wire cutter, nozzle cleaner, nozzle pliers, contact tip pliers, welding slag hammer, and needle nose style pliers.

MODEL 22027



## ANTI-SPATTER NOZZLE GEL, 16 OZ

Prevents welding spatter from sticking to nozzles and contact tips. Works on all types of welders and does not affect the weld. Made in the USA.

MODEL 23110



## SILICONE FREE ANTI-SPATTER SPRAY, 16OZ

Prevents welding spatter from sticking to nozzles, contact tips, and metal being welded. Made in the USA.

MODEL 23000



## 20 CUBIC FOOT ARGON/CO2 CYLINDER, EMPTY CGA-580 Brass Valve

MODEL 23202

## WELDING CABLE LUG CONNECTORS

These premium zinc plated copper connectors are easily crimped, swaged, or soldered for years of trouble free service.

Each package includes (2) two connectors.



| <u>MODEL</u> | <u>CABLE SIZE</u> | <u>STUD SIZE</u> |
|--------------|-------------------|------------------|
| 23220        | #8                | #10              |
| 23221        | #6                | 1/4"             |
| 22030        | #4                | 5/16"            |
| 23222        | #4                | 3/8"             |
| 22029        | #2                | 5/16"            |
| 23223        | #2                | 3/8"             |
| 23224        | #1                | 3/8"             |
| 23226        | #1/0              | 3/8"             |
| 23225        | #1/0              | 1/2"             |
| 23228        | #2/0              | 3/8"             |
| 23227        | #2/0              | 1/2"             |
| 23229        | #3/0              | 1/2"             |
| 23230        | #4/0              | 1/2"             |

## WELDING CABLE BUTT CONNECTORS - UNINSULATED

These premium zinc plated copper connectors are easily crimped, swaged, or soldered for years of trouble free service.

Each package includes (2) two connectors.



| <u>MODEL</u> | <u>DESCRIPTION</u>  |
|--------------|---------------------|
| 23007        | #6 BUTT CONNECTOR   |
| 23008        | #4 BUTT CONNECTOR   |
| 23009        | #2 BUTT CONNECTOR   |
| 23010        | #1/0 BUTT CONNECTOR |
| 23011        | #2/0 BUTT CONNECTOR |



## HAMMER STYLE CABLE CRIMPING TOOL

For cable lugs and butt connectors

MODEL 23255

## WELDING CABLE

Heavy Duty welding cable designed for maximum flexibility and resistance to cuts, tears, and abrasion. Conductors are bare, annealed electrolytic copper, 30 AWG Class K rope lay stranding. Outer jacket is type TPE which provides oil, water, acid, and gas resistance and provides maximum flexibility from -49° C to 105° C. Outer jacket is marked with sequential footage marking upon request. 600V Rating.



| <u>MODEL</u> | <u>DESCRIPTION</u>                          |
|--------------|---|
| 23150        | #4 WELDING CABLE, 250' REEL, 420 STRANDS    |
| 23153        | #2 WELDING CABLE, 250' REEL, 665 STRANDS    |
| 23151        | #1 WELDING CABLE, 250' REEL, 833 STRANDS    |
| 23152        | #1/0 WELDING CABLE, 150' REEL, 1045 STRANDS |
| 23154        | #2/0 WELDING CABLE, 150' REEL, 1330 STRANDS |

#4 cable is rated for 100 amps up to 75'.  
 #2 cable is rated for 150 amps up to 100'.  
 #1 cable is rated for 200 amps up to 250'.  
 #1/0 cable is rated for 300 amps up to 50' or 100 amps up to 150'.  
 #2/0 cable is rated for 350 amps up to 50' or 100 amps up to 200'.



## #2 TO #6 WELDING CABLE INSULATED SPLICER

MODEL 23003



## WELDING CABLE CAM LOCK CONNECTORS

| <u>MODEL</u> | <u>DESCRIPTION</u>     |
|--------------|------------------------|
| 23001        | #1 TO #4 CONNECTOR     |
| 23002        | #1/0 TO #4/0 CONNECTOR |



## ELECTRODE HOLDERS

| <u>MODEL</u> | <u>DESCRIPTION</u>               |
|--------------|----------------------------------|
| 22022        | 200 ELECTRODE HOLDER             |
| 23025        | 300 ELECTRODE HOLDER             |
| 23026        | 400 ELECTRODE HOLDER, SCREW TYPE |



## STEEL GROUND CLAMPS

Strong clamping power for good grounding of electrical circuits.

| <u>MODEL</u> | <u>DESCRIPTION</u> |
|--------------|--------------------|
|--------------|--------------------|

|       |  |
|-------|--|
| 23081 | 300 AMP STEEL GROUND CLAMP, UP TO #2   |
| 23082 | 500 AMP STEEL GROUND CLAMP, UP TO #1/0 |



300 AMP BRASS ALLOY GROUND CLAMP, UP TO #2 CABLE  
Very heavy duty clamp for discerning welders.

MODEL 23080



STRAIGHT HEAD CHIPPING HAMMER

MODEL 22023



CONE AND CROSS CHISEL CHIPPING HAMMER  
Cross-Peen Style

MODEL 23012



CHIPPING HAMMER WITH BRUSH

MODEL 23013

REPLACEMENT BRUSH MODEL 26053



WOOD HANDLE STRAIGHT HEAD CHIPPING HAMMER

MODEL 23014

## MIG WELDING WIRE

Gas Metal Arc Welding (GMAW), or commonly called by its subcategory Metal Inert Gas (MIG) Welding, is the most common industrial welding process due to its versatility, speed, and ease of use. Hot Max offers a wide range of MIG welding wire to cover most of your welding needs. You will find our MIG welding wire to be of exceptional quality. We also offer different alloys and larger containers by special order.

### MIG WELDING WIRE - MILD STEEL

ER 70S-6 Alloy is a high strength wire which produces excellent results even on rusty or dirty steel.

Tensile Strength: 70,000 PSI

Shielding Gas: Pure CO<sub>2</sub>, 75% CO<sub>2</sub>/25% Argon (C-25)

Machine Polarity: DCEP Reverse Polarity (MIG DC +)



### MODEL

### DESCRIPTION

|       |                                |
|-------|--------------------------------|
| 22082 | .025", 2# MILD STEEL MIG WIRE  |
| 23100 | .025", 11# MILD STEEL MIG WIRE |
| 22083 | .030", 2# MILD STEEL MIG WIRE  |
| 23101 | .030", 11# MILD STEEL MIG WIRE |
| 23102 | .030", 33# MILD STEEL MIG WIRE |
| 22084 | .035", 2# MILD STEEL MIG WIRE  |
| 23103 | .035", 11# MILD STEEL MIG WIRE |
| 23104 | .035", 33# MILD STEEL MIG WIRE |
| 23105 | .045", 33# MILD STEEL MIG WIRE |



## MIG WELDING WIRE - FLUX CORE

E71T-GS Alloy is a high strength flux core wire which produces a deep penetrating weld without shielding gas. Excellent in outdoor windy conditions.

Tensile Strength: 80,000 PSI

Shielding Gas: None Required but 75% CO<sub>2</sub>/25% Argon (C-25) will reduce spatter.

Machine Polarity: DCEN Straight Polarity (MIG DC -)

| <u>MODEL</u> | <u>DESCRIPTION</u>            |
|--------------|-------------------------------|
| 23111        | .030", 2# FLUX CORE MIG WIRE  |
| 23106        | .030", 10# FLUX CORE MIG WIRE |
| 23112        | .035", 2# FLUX CORE MIG WIRE  |
| 23107        | .035", 10# FLUX CORE MIG WIRE |



## MIG WELDING WIRE - STAINLESS STEEL

ER308 Alloy is a high strength wire for use with most grades of stainless steel including 301, 302, 304, 308, 321, and 347.

Tensile Strength: 80,000 PSI

Shielding Gas: Pure Argon or Argon/CO<sub>2</sub>

Machine Polarity: DCEP Reverse Polarity (MIG DC +)

| <u>MODEL</u> | <u>DESCRIPTION</u>                 |
|--------------|------------------------------------|
| 23109        | .030", 2# STAINLESS STEEL MIG WIRE |



## MIG WELDING WIRE - ALUMINUM

4043 and 5356 alloys are high strength wire for use with most grades of aluminum.

Tensile Strength: 34,000 PSI for ER 4043, 62,000 PSI for ER 5356

Shielding Gas: Pure Argon

Machine Polarity: DCEP Reverse Polarity (MIG DC +)

| <u>MODEL</u> | <u>DESCRIPTION</u>                    |
|--------------|---------------------------------------|
| 23113        | .030", 1# ALUMINUM MIG WIRE (ER 4043) |
| 23114        | .035", 1# ALUMINUM MIG WIRE (ER 4043) |
| 23115        | .030", 1# ALUMINUM MIG WIRE (ER 5356) |
| 23108        | .035", 1# ALUMINUM MIG WIRE (ER 5356) |



Shielded Metal Arc Welding (SMAW), or commonly called Arc Welding or Stick Welding, is one of the world's most popular forms of welding mainly due to its versatility and simplicity. Hot Max offers a wide range of welding rods to suit the various needs of welders everywhere. Our 1, 5, and 10 pound reusable plastic tubes keep the welding rod dry and ready to use. We also carry 1/2 pound packs, for small welding projects or specialty rods, and 50 pound boxes for people who really like to weld. You will find our ARC welding rods to be of exceptional quality. We offer other alloys by special order.

### E6011 ARC WELDING ELECTRODES

All purpose, all position rod for mild steel. Great on rusty or dirty metal or poor fit ups. Designed for repair and maintenance work. 60,000 PSI tensile strength. Recommended Machine Polarity: AC or DCEP (DC+)

| MODEL | DIAMETER | WEIGHT | AMPERAGE |
|-------|----------|--------|----------|
| 23300 | 1/16"    | 1/2#   | 20-40    |
| 23301 | 3/32"    | 1/2#   | 40-75    |
| 23033 | 3/32"    | 1#     | 40-75    |
| 22071 | 3/32"    | 5#     | 40-75    |
| 23034 | 3/32"    | 10#    | 40-75    |
| 23302 | 1/8"     | 1/2#   | 75-130   |
| 23030 | 1/8"     | 1#     | 75-130   |
| 22072 | 1/8"     | 5#     | 75-130   |
| 23031 | 1/8"     | 10#    | 75-130   |
| 23032 | 1/8"     | 50#    | 75-130   |
| 23035 | 5/32"    | 1#     | 130-180  |
| 23037 | 5/32"    | 5#     | 130-180  |
| 23036 | 5/32"    | 10#    | 130-180  |
| 23038 | 5/32"    | 50#    | 130-180  |

## E6010 ARC WELDING ELECTRODES

All purpose, all position rod for mild steel. Great on rusty, dirty, or painted metal. Very versatile and forgiving welding rod.

60,000 PSI tensile strength.

Recommended Machine Polarity: DCEP (DC+)

| MODEL | DIAMETER | WEIGHT | AMPERAGE |
|-------|----------|--------|----------|
| 23162 | 1/8"     | 10#    | 65-130   |
| 23163 | 1/8"     | 50#    | 65-130   |
| 23164 | 5/32"    | 10#    | 110-170  |
| 23165 | 5/32"    | 50#    | 110-170  |

## E6013 ARC WELDING ELECTRODES

All purpose, all position rod for mild steel. Best on new, clean steel, especially light gauge metal. Easy to start at low amperage and good appearance weld. 60,000 PSI tensile strength.

Recommended Machine Polarity: AC or DCEP (DC+)

| MODEL | DIAMETER | WEIGHT | AMPERAGE |
|-------|----------|--------|----------|
| 23303 | 1/16"    | 1/2#   | 20-40    |
| 22075 | 1/16"    | 1#     | 20-40    |
| 23078 | 1/16"    | 5#     | 20-40    |
| 22073 | 5/64"    | 1#     | 25-50    |
| 22074 | 5/64"    | 5#     | 25-50    |
| 23304 | 3/32"    | 1/2#   | 40-75    |
| 22076 | 3/32"    | 1#     | 40-75    |
| 22077 | 3/32"    | 5#     | 40-75    |
| 23075 | 3/32"    | 10#    | 40-75    |
| 23042 | 3/32"    | 50#    | 40-75    |
| 23305 | 1/8"     | 1/2#   | 75-130   |
| 23039 | 1/8"     | 1#     | 75-130   |
| 22078 | 1/8"     | 5#     | 75-130   |
| 23040 | 1/8"     | 10#    | 75-130   |
| 23041 | 1/8"     | 50#    | 75-130   |
| 23306 | 5/32"    | 1/2#   | 130-180  |
| 23043 | 5/32"    | 1#     | 130-180  |
| 23045 | 5/32"    | 5#     | 130-180  |
| 23044 | 5/32"    | 10#    | 130-180  |
| 23070 | 5/32"    | 50#    | 130-180  |

## E7014 ARC WELDING ELECTRODES


Iron powder coated rod for mild steel and high speed. Provides a flat smooth bead in all positions. Great weld appearance and works well on poor fit ups. 70,000 PSI tensile strength.  
Recommended Machine Polarity: AC or DCEN (DC-)

| MODEL | DIAMETER | WEIGHT | AMPERAGE |
|-------|----------|--------|----------|
| 23307 | 3/32"    | 1/2#   | 40-75    |
| 23049 | 3/32"    | 1#     | 40-75    |
| 23050 | 3/32"    | 5#     | 40-75    |
| 23308 | 1/8"     | 1/2#   | 75-130   |
| 22081 | 1/8"     | 1#     | 75-130   |
| 23047 | 1/8"     | 5#     | 75-130   |
| 23046 | 1/8"     | 10#    | 75-130   |
| 23048 | 1/8"     | 50#    | 75-130   |
| 23052 | 5/32"    | 5#     | 130-180  |
| 23051 | 5/32"    | 10#    | 130-180  |

## E7018 ARC WELDING ELECTRODES

Low hydrogen rod works great on hardened steels including cold rolled, high carbon, or high sulphur steels. Joins hard to weld steels easily in any position. Excellent rod for fillet welds. 70,000 PSI tensile strength.  
Recommended Machine Polarity: DCEP (DC+) or AC

| MODEL | DIAMETER | WEIGHT | AMPERAGE |
|-------|----------|--------|----------|
| 23309 | 3/32"    | 1/2#   | 40-75    |
| 23056 | 3/32"    | 1#     | 40-75    |
| 22079 | 3/32"    | 5#     | 40-75    |
| 23072 | 3/32"    | 10#    | 40-75    |
| 23310 | 1/8"     | 1/2#   | 75-130   |
| 23053 | 1/8"     | 1#     | 75-130   |
| 22080 | 1/8"     | 5#     | 75-130   |
| 23054 | 1/8"     | 10#    | 75-130   |
| 23055 | 1/8"     | 50#    | 75-130   |
| 23057 | 5/32"    | 1#     | 130-180  |
| 23059 | 5/32"    | 5#     | 130-180  |
| 23058 | 5/32"    | 10#    | 130-180  |
| 23060 | 5/32"    | 50#    | 130-180  |



## 99% NICKEL ARC WELDING ELECTRODES

Designed for use on all grades of gray cast iron. Works best on light gauge metal. Weld will have excellent machinability. 55,000 PSI tensile strength.

Recommended Machine Polarity: DCEN (DC-)

| MODEL | DIAMETER | WEIGHT | AMPERAGE |
|-------|----------|--------|----------|
| 23315 | 3/32"    | 1/2#   | 70-90    |
| 23062 | 3/32"    | 1#     | 70-90    |
| 23316 | 1/8"     | 1/2#   | 80-120   |
| 23061 | 1/8"     | 1#     | 80-120   |

## 55% NICKEL ARC WELDING ELECTRODES

All position rod designed for use on all grades of cast iron. Good for building up worn areas and has good machinability. 70,000 PSI tensile strength.

Recommended Machine Polarity: AC or DCEN (DC-)

| MODEL | DIAMETER | WEIGHT | AMPERAGE |
|-------|----------|--------|----------|
| 23313 | 3/32"    | 1/2#   | 45-75    |
| 23066 | 3/32"    | 1#     | 45-75    |
| 23314 | 1/8"     | 1/2#   | 70-110   |
| 23065 | 1/8"     | 1#     | 70-110   |

## E312-16 STAINLESS STEEL ARC WELDING ELECTRODES

Ultimate rod designed for use on all grades of steel, including dissimilar metals. This rod can also be used on hardened, armored, and spring steels. Excellent rod that can be used by almost anyone.  
120,000 PSI tensile strength.

Recommended Machine Polarity: AC or DCEN (DC-)

| <b>MODEL</b> | <b>DIAMETER</b> | <b>WEIGHT</b> | <b>AMPERAGE</b> |
|--------------|-----------------|---------------|-----------------|
| 23312        | 3/32"           | 1/2#          | 30-70           |
| 23064        | 3/32"           | 1#            | 30-70           |
| 23074        | 3/32"           | 5#            | 30-70           |
| 23311        | 1/8"            | 1/2#          | 60-110          |
| 23063        | 1/8"            | 1#            | 60-110          |
| 23073        | 1/8"            | 5#            | 60-110          |

## HARD FACING OVERLAY ARC WELDING ELECTRODES

All position rod designed for surface build up/overlay. Good abrasion resistance and excellent impact resistance. Can be forged.

Recommended Machine Polarity: AC or DCEP (DC+)

| <b>MODEL</b> | <b>DIAMETER</b> | <b>WEIGHT</b> | <b>AMPERAGE</b> |
|--------------|-----------------|---------------|-----------------|
| 23068        | 5/32"           | 1#            | 120-180         |
| 23069        | 5/32"           | 5#            | 120-180         |

## E4043 ALUMINUM ARC WELDING ELECTRODES

All position rod for all types of aluminum including tubes, sheet, cast, and wrought aluminum. AWS A5.3 Class E4043 is the highest strength alloy for ARC and gas torch welding.

Can be used with gas torch applications as a brazing alloy.

Recommended Machine Polarity: DCEN (DC-)

| <b>MODEL</b> | <b>DIAMETER</b> | <b>WEIGHT</b> | <b>AMPERAGE</b> |
|--------------|-----------------|---------------|-----------------|
| 23076        | 1/8"            | 1#            | 80-135          |
| 23077        | 1/8"            | 5#            | 80-135          |

## NICKEL FREE CAST IRON WELDING ELECTRODES

For dirty, heat-affected, and oily cast iron. Can be used for cladding contaminated cast iron before joining with nickel alloys. Not machinable.

Recommended Machine Polarity: AC or DCEP (DC+)

| MODEL | DIAMETER | WEIGHT | AMPERAGE |
|-------|----------|--------|----------|
| 23317 | 1/8"     | 1/2#   | 70-125   |
| 23160 | 1/8"     | 1#     | 70-125   |
| 23161 | 1/8"     | 5#     | 70-125   |



## DELUXE RED ROD STORAGE CONTAINER

Screw on lid and rubber gasket provide air-tight storage for your rod. It has one internal removable divider and will hold up to 10 pounds of 14" long rod.

MODEL 22028

## TIG FILLER ROD



### AWS 5.9 CLASS ER309L STAINLESS STEEL TIG FILLER

For most types of stainless steel and dissimilar metals  
Less than .03% carbon for corrosion resistance

| <u>MODEL</u> | <u>DESCRIPTION</u>                     |
|--------------|--|
| 24187        | 1/16" ER309L STAINLESS TIG FILLER, 1#  |
| 24190        | 1/16" ER309L STAINLESS TIG FILLER, 10# |

### AWS 5.18 CLASS ER70S-6 MILD STEEL TIG FILLER

For most types of mild steel.

| <u>MODEL</u> | <u>DESCRIPTION</u>                       |
|--------------|--|
| 24188        | 1/16" ER70S-6 MILD STEEL TIG FILLER, 1#  |
| 24191        | 1/16" ER70S-6 MILD STEEL TIG FILLER, 10# |

### AWS 5.10 CLASS ER4043 ALUMINUM TIG FILLER

For most types of aluminum alloys.  
Contains 5% silicon for improved fluidity

| <u>MODEL</u> | <u>DESCRIPTION</u>                   |
|--------------|--------------------------------------|
| 24189        | 1/16" ER4043 ALUMINUM TIG FILLER, 1# |
| 24192        | 1/16" ER4043 ALUMINUM TIG FILLER, 5# |



HEAVY DUTY 50 AMP CROWFOOT PLUG  
250 VOLT RATED, NEMA 10-50P

MODEL 23120



HEAVY DUTY 50 AMP CROWFOOT RECEPTACLE  
250 VOLT RATED, NEMA 10-50R

MODEL 23121



HEAVY DUTY 50 AMP PARALLEL BLADE PLUG  
PIN-TYPE, 250 VOLT RATED, NEMA 6-50P

MODEL 23123



HEAVY DUTY 50 AMP PARALLEL BLADE RECEPTACLE  
PIN-TYPE, 250 VOLT RATED, NEMA 6-50R

MODEL 23124



REVERSIBLE WELDING CAPS, ONE SIZE FITS ALL  
Flame Retardant Cotton caps come in a variety of colors.

MODEL 23145



DOO RAG CAPS - ASSORTED COLORS

MODEL 23146



FLAME RETARDANT COTTON WELDER'S APRON  
For light welding or grinding. 24" X 42"

MODEL 23142



FLAME RETARDANT COTTON WELDER'S JACKET  
Large lightweight jacket for light welding or grinding. Heavy duty  
snaps down front and at cuffs. One size fits all.

MODEL 23143



FLAME RETARDANT WELDING BLANKET  
Protects equipment during light welding, cutting, or grinding activities.  
24" X 38" Silver Fiberglass Fabric Coated with Silicone

MODEL 23144



## **HOT MAX MOBILE MAX OXY-ACETYLENE TORCH KIT MODEL MM-1**

The Hot Max MM-1 Mobile Max is a complete oxy-acetylene welding and cutting kit. The Victor® Style medium duty torch handle and cutting head are all brass and stainless steel construction. The heavy duty molded tote is lightweight and mobile, yet durable. Built in storage compartment makes it easy to keep cutting tips, nozzles, striker, tank wrench, and all your other small parts close at hand and it keeps them from getting lost. Welds up to 1/4"\* mild steel, cuts up to 4"\* mild steel, or easily silver solders up to 3/4" copper.

2 Year Limited Warranty

\*Larger tips are required for cutting/welding material this thick, sold separately.

### KIT INCLUDES THE FOLLOWING COMPONENTS:

Heavy Duty Molded Tote Carrier (Model MM-0 if ordered separately)

20 Cubic Foot (R Size) Refillable Oxygen Tank\*\* (CGA-540)

10 Cubic Foot (MC Size) Refillable Acetylene Tank\*\* (CGA-200)

Medium Duty Oxygen and Acetylene Regulators, UL Listed

3/16" X 10' Twin Welding Hose, UL Listed

All Brass and Stainless Victor® Style Torch Handle and Cutting Head, UL Listed

One Cutting Tip: 3-101-1 Victor® Style

One Welding Tip: 1-W-1 Victor® Style

Goggles with #5 Lens

Single Flint Striker

MC Size Tank Wrench

\*\*Tanks are empty.



Dual Purpose Red Cart  
Model #100MC  
Sold Separately.

**DELUXE  
MODEL**




## MEDIUM DUTY CUTTING TORCH KIT - VICTOR® STYLE MODEL VTK-MD-C

The Hot Max VTK-MD-C is a complete oxy-acetylene welding and cutting kit. The Victor® Style medium duty torch handle and cutting head are all brass and stainless steel construction. Welds up to 1/2" steel and cuts up to 6" steel (requires larger tips which are not included).  
2 Year Limited Warranty

### KIT INCLUDES THE FOLLOWING COMPONENTS:

All Brass and Stainless Victor® Style Torch Handle and Cutting Head, UL Approved  
Medium Duty Oxygen and Acetylene Regulators, UL Approved  
3/16" X 12-1/2' Twin Welding Hose  
One Cutting Tip: 3-101-1 Victor® Style  
Three Welding Tips: 0-W-1, 2-W-1, and 4-W-1 Victor® Style  
One Heating Tip: #8 Rosebud (8MFA-1) Victor® Style  
Goggles with #5 Lens  
Single Flint Striker  
Standard Tip Cleaner Set  
Universal Tank Wrench





## HEAVY DUTY CUTTING TORCH KIT - VICTOR® STYLE MODEL VTK-HD-A

The Hot Max VTK-HD-A is a complete heavy duty oxy-acetylene welding and cutting kit. The Victor® Style heavy duty torch handle and cutting head are all brass and stainless steel construction. Welds up to 1/2" steel and cuts up to 8" steel (requires larger tips which are not included).  
2 Year Limited Warranty

### KIT INCLUDES THE FOLLOWING COMPONENTS:

All Brass and Stainless Victor® Style Torch Handle and Cutting Head, UL Approved  
Heavy Duty Oxygen and Acetylene Regulators, UL Approved  
1/4" X 25' Twin Welding Hose  
One Cutting Tip: 1-101-1 Victor® Style  
Three Welding Tips: 1-W, 2-W, and 3-W Victor® Style  
One Heating Tip: #8 Rosebud (8MFA-FS) Victor® Style  
Goggles with #5 Lens  
Single Flint Striker  
Long Tip Cleaner Set  
Universal Tank Wrench





## MEDIUM DUTY CUTTING TORCH KIT - VICTOR® STYLE MODEL VH-1

The Hot Max VH-1 is a high quality medium duty oxy-acetylene three piece cutting kit. The Victor® Style medium duty torch handle and cutting head are all brass and stainless steel construction. Cuts up to 6” steel (requires larger tips which are not included).

2 Year Limited Warranty

### KIT INCLUDES THE FOLLOWING COMPONENTS:

All Brass and Stainless Victor® Style Torch Handle and Cutting Head, UL Approved  
One Cutting Tip: 3-101-1 Victor® Style



Victor® is a registered trademark of Thermadyne Industries. KDAR is not affiliated with Thermadyne Industries and these products are not manufactured by Victor.



## HEAVY DUTY CUTTING TORCH KIT - VICTOR® STYLE MODEL VHD-1

The Hot Max VHD-1 is a high quality heavy duty oxy-acetylene three piece cutting kit. The Victor® Style heavy duty torch handle and cutting head are all brass and stainless steel construction. Cuts up to 8” steel (requires larger tips which are not included).  
2 Year Limited Warranty

### KIT INCLUDES THE FOLLOWING COMPONENTS:

All Brass and Stainless Victor® Style Torch Handle and Cutting Head, UL Approved  
One Cutting Tip: 1-101-1 Victor® Style



Victor® is a registered trademark of Thermadyne Industries. KDAR is not affiliated with Thermadyne Industries and these products are not manufactured by Victor.



## MEDIUM DUTY CUTTING TORCH KIT - HARRIS® STYLE MODEL HH-1

The Hot Max HH-1 is a high quality medium duty oxy-acetylene three piece cutting kit. The Harris® Style medium duty torch handle and cutting head are all brass and stainless steel construction. Cuts up to 6" steel (requires larger tips which are not included).

2 Year Limited Warranty

### KIT INCLUDES THE FOLLOWING COMPONENTS:

All Brass and Stainless Harris® Style Torch Handle and Cutting Head, UL Approved

One Cutting Tip: 6290-1 Harris® Style



Harris® is a registered trademark of Lincoln Electric Company. KDAR is not affiliated with the Lincoln Electric Company and these products are not manufactured by Harris.



VICTOR® STYLE CUTTING TIPS - HEAVY DUTY  
For Oxy-Acetylene

| <u>MODEL</u> | <u>DESCRIPTION</u>                 |
|--------------|------------------------------------|
| 24021        | 1-101-00 VICTOR® STYLE CUTTING TIP |
| 24020        | 1-101-0 VICTOR® STYLE CUTTING TIP  |
| 22063        | 1-101-1 VICTOR® STYLE CUTTING TIP  |
| 22064        | 1-101-2 VICTOR® STYLE CUTTING TIP  |
| 24022        | 1-101-3 VICTOR® STYLE CUTTING TIP  |
| 24023        | 1-101-4 VICTOR® STYLE CUTTING TIP  |



VICTOR® STYLE CUTTING TIPS - HEAVY DUTY  
For Natural Gas or Propane

| <u>MODEL</u> | <u>DESCRIPTION</u>                |
|--------------|-----------------------------------|
| 24024        | 1-GPN-0 VICTOR® STYLE CUTTING TIP |
| 24025        | 1-GPN-1 VICTOR® STYLE CUTTING TIP |
| 24026        | 1-GPN-2 VICTOR® STYLE CUTTING TIP |
| 24027        | 1-GPN-3 VICTOR® STYLE CUTTING TIP |



VICTOR® STYLE CUTTING TIPS - MEDIUM DUTY  
For Oxy-Acetylene

| <u>MODEL</u> | <u>DESCRIPTION</u>                 |
|--------------|------------------------------------|
| 24028        | 3-101-00 VICTOR® STYLE CUTTING TIP |
| 22061        | 3-101-0 VICTOR® STYLE CUTTING TIP  |
| 22062        | 3-101-1 VICTOR® STYLE CUTTING TIP  |
| 24029        | 3-101-2 VICTOR® STYLE CUTTING TIP  |
| 24030        | 3-101-3 VICTOR® STYLE CUTTING TIP  |
| 24031        | 3-101-4 VICTOR® STYLE CUTTING TIP  |



VICTOR® STYLE CUTTING TIPS - MEDIUM DUTY  
For Natural Gas or Propane

| <u>MODEL</u> | <u>DESCRIPTION</u>                |
|--------------|-----------------------------------|
| 24032        | 3-GPN-0 VICTOR® STYLE CUTTING TIP |
| 24033        | 3-GPN-1 VICTOR® STYLE CUTTING TIP |
| 24034        | 3-GPN-2 VICTOR® STYLE CUTTING TIP |
| 24035        | 3-GPN-3 VICTOR® STYLE CUTTING TIP |

# GAS CUTTING TIPS



## HARRIS® STYLE CUTTING TIPS - MEDIUM DUTY For Oxy-Acetylene

| <u>MODEL</u> | <u>DESCRIPTION</u>               |
|--------------|----------------------------------|
| 24040        | 6290-0 HARRIS® STYLE CUTTING TIP |
| 22065        | 6290-1 HARRIS® STYLE CUTTING TIP |
| 22066        | 6290-2 HARRIS® STYLE CUTTING TIP |
| 24044        | 6290-3 HARRIS® STYLE CUTTING TIP |



## HARRIS® STYLE CUTTING TIPS - MEDIUM DUTY For Natural Gas or Propane

| <u>MODEL</u> | <u>DESCRIPTION</u>                  |
|--------------|-------------------------------------|
| 24041        | 6290-NX-0 HARRIS® STYLE CUTTING TIP |
| 24042        | 6290-NX-1 HARRIS® STYLE CUTTING TIP |
| 24043        | 6290-NX-2 HARRIS® STYLE CUTTING TIP |



## SMITH® STYLE CUTTING TIPS For Oxy-Acetylene

| <u>MODEL</u> | <u>DESCRIPTION</u>              |
|--------------|---------------------------------|
| 24050        | MC12-0 SMITH® STYLE CUTTING TIP |
| 24051        | MC12-1 SMITH® STYLE CUTTING TIP |
| 24052        | MC12-2 SMITH® STYLE CUTTING TIP |
| 24053        | MC12-3 SMITH® STYLE CUTTING TIP |
| 24056        | SC12-1 SMITH® STYLE CUTTING TIP |
| 24057        | SC12-2 SMITH® STYLE CUTTING TIP |



## SMITH® STYLE CUTTING TIPS For Propane

| <u>MODEL</u> | <u>DESCRIPTION</u>             |
|--------------|--------------------------------|
| 24054        | MCP-1 SMITH® STYLE CUTTING TIP |
| 24055        | MCP-2 SMITH® STYLE CUTTING TIP |

Victor® is a registered trademark of Thermadyne Industries. KDAR is not affiliated with Thermadyne Industries and these products are not manufactured by Victor.

Harris® is a registered trademark of Lincoln Electric Company. KDAR is not affiliated with the Lincoln Electric Company and these products are not manufactured by Harris.

Smith® is a registered trademark of Illinois Tool Works. KDAR is not affiliated with the Illinois Tool Works and these products are not manufactured by Smith.



**PUROX® STYLE CUTTING TIPS**  
For Oxy-Acetylene

| <u>MODEL</u> | <u>DESCRIPTION</u>              |
|--------------|---------------------------------|
| 24058        | 4202-3 PUROX® STYLE CUTTING TIP |
| 24059        | 4202-4 PUROX® STYLE CUTTING TIP |



**AIRCO® STYLE CUTTING TIPS**  
For Oxy-Acetylene

| <u>MODEL</u> | <u>DESCRIPTION</u>                    |
|--------------|---------------------------------------|
| 24060        | 144-1 SIZE 1 AIRCO® STYLE CUTTING TIP |
| 24061        | 144-1 SIZE 2 AIRCO® STYLE CUTTING TIP |



**VICTOR® STYLE WELDING NOZZLES - HEAVY DUTY**  
For Oxy-Acetylene

| <u>MODEL</u> | <u>DESCRIPTION</u>                          |
|--------------|---|
| 24071        | SIZE 00 (00-W) VICTOR® STYLE WELDING NOZZLE |
| 24070        | SIZE 0 (0-W) VICTOR® STYLE WELDING NOZZLE   |
| 24072        | SIZE 1 (1-W) VICTOR® STYLE WELDING NOZZLE   |
| 24073        | SIZE 2 (2-W) VICTOR® STYLE WELDING NOZZLE   |
| 24074        | SIZE 3 (3-W) VICTOR® STYLE WELDING NOZZLE   |
| 24075        | SIZE 5 (5-W) VICTOR® STYLE WELDING NOZZLE   |



**VICTOR® STYLE WELDING NOZZLES - MEDIUM DUTY**  
For Oxy-Acetylene

| <u>MODEL</u> | <u>DESCRIPTION</u>                          |
|--------------|---|
| 24077        | SIZE 00 (00-W-1) VICTOR® STYLE WELD NOZZLE  |
| 24076        | SIZE 0 (0-W-1) VICTOR® STYLE WELDING NOZZLE |
| 24078        | SIZE 1 (1-W-1) VICTOR® STYLE WELDING NOZZLE |
| 22089        | SIZE 2 (2-W-1) VICTOR® STYLE WELDING NOZZLE |
| 24079        | SIZE 4 (4-W-1) VICTOR® STYLE WELDING NOZZLE |

Victor® is a registered trademark of Thermadyne Industries. KDAR is not affiliated with Thermadyne Industries and these products are not manufactured by Victor.

Harris® is a registered trademark of Lincoln Electric Company. KDAR is not affiliated with the Lincoln Electric Company and these products are not manufactured by Harris.

Airco® is a registered trademark of Airco Welding Products Div. of BOC Group. KDAR is not affiliated with Airco Welding Products and these products are not manufactured by Airco.

## VICTOR® STYLE ROSEBUD HEATING NOZZLES For Oxy-Acetylene



| <u>MODEL</u> | <u>DESCRIPTION</u>                    |
|--------------|---------------------------------------|
| 24089        | SIZE 8 (8MFA-FS) ROSEBUD - HEAVY DUTY |
| 22088        | SIZE 6 (6MFA-1) ROSEBUD - MEDIUM DUTY |

## HARRIS® STYLE WELDING NOZZLES - MEDIUM DUTY For Oxy-Acetylene



| <u>MODEL</u> | <u>DESCRIPTION</u>              |
|--------------|---------------------------------|
| 24085        | SIZE 0 (23A90-0) WELDING NOZZLE |
| 24086        | SIZE 1 (23A90-1) WELDING NOZZLE |
| 24088        | SIZE 3 (23A90-3) WELDING NOZZLE |

## HARRIS® STYLE ROSEBUD HEATING NOZZLE MEDIUM DUTY For Oxy-Acetylene Size 2 (J-63-2)



MODEL 24091

## HARRIS® STYLE E-43 GAS TIP MIXER MEDIUM DUTY For Oxy-Acetylene



MODEL 24092

Purox® is a registered trademark of ESAB Welding and Cutting Products. KDAR is not affiliated with ESAB Welding and Cutting Products and these products are not manufactured by Purox.

Smith® is a registered trademark of Illinois Tool Works. KDAR is not affiliated with the Illinois Tool Works and these products are not manufactured by Smith.

## 500,000 BTU PROPANE TORCH KIT MODEL 500G

**NOW WITH IDLE BOOST/FUEL SAVER VALVE®**

The Big Max torch is the premier large propane torch on the market. The Big Max now comes with our Idle Boost/Fuel Saver Valve® which allows you to adjust the flame down to a minimum then depress the handle which will allow full flow through the valve while the handle is depressed. Hot Max torches are the only propane torches with a molded handle, which is our registered trademark, for better control and comfort. The Big Max comes **fully assembled** and ready to use. The Big Max uses standard LP tanks (up to 40# tanks). 2 Year Limited Warranty.


### FEATURES

- Burns Brush and Starts Fires with Clean and Efficient LP Gas Eliminating Caustic Chemicals in the Environment and Around Sensitive Plants
- Melts Snow and Ice
- Removes Parking Lot Markings and other Paint Removal
- Thaws Frozen Pipes and Equipment
- Heats Metal and Branding Irons
- Melts Tar and Asphalt

### KIT INCLUDES THE FOLLOWING COMPONENTS:

- 500,000 BTU Propane Torch with Molded Handle, 36"
- Solid Brass Idle Boost/Fuel Saver Valve®
- 10 Foot LP Gas Hose, 350 PSI Rated, UL/ CSA Listed
- Hose

- POL Valve has Safety Excess Flow Valve
- Single Flint Striker for Easy Lighting
- Instructions
- (Propane Tank and Cart are NOT included.)



Dual Purpose Red Cart  
Model #100MC  
Sold Separately.

# JUNIOR MAX TORCH



## 100,000 BTU PROPANE TORCH KIT MODEL 100G

### NOW WITH IDLE BOOST/FUEL SAVER VALVE®



The Jr Max torch is scaled down version of the Big Max torch, yet with all the same great features. The Jr Max comes with our Idle Boost/Fuel Saver Valve® which allows you to adjust the flame down to a minimum then depress the handle which will allow full flow through the valve while the handle is depressed. Hot Max torches are the only propane torches with a molded handle, which is our registered trademark, for better control and comfort. The Jr Max also comes **fully assembled** and ready to use. The Jr Max uses standard LP tanks (up to 40# tanks). 2 Year Limited Warranty.

### FEATURES

- Burns Brush and Starts Fires with Clean and Efficient LP Gas Eliminating Caustic Chemicals in the Environment and Around Sensitive Plants
- Melts Snow and Ice and is a Great Charcoal Starter
- Removes Parking Lot Markings and other Paint Removal
- Thaws Frozen Pipes and Equipment
- Heats Metal and Branding Irons
- Melts Tar and Asphalt

### KIT INCLUDES THE FOLLOWING COMPONENTS:

- 100,000 BTU Propane Torch with Molded Handle, 36"
- Solid Brass Idle Boost/Fuel Saver Valve®
- 10 Foot LP Gas Hose, 350 PSI Rated, UL/ CSA Listed Hose
- POL Valve has Safety Excess Flow Valve
- Single Flint Striker for Easy Lighting
- Instructions
- (Propane Tank is NOT included.)



## HOT MAX BACK PACK TORCH KITS WITH IDLE BOOST/FUEL SAVER VALVE®



### BACK PACK PROPANE TORCH KITS


We now offer our Big Max and Jr Max torches in backpack kits!

#### KIT INCLUDES THE FOLLOWING COMPONENTS:

- 36" Propane Torch with Molded Handle
- Solid Brass Idle Boost/Fuel Saver Valve®
- 10# LP Cylinder (Empty)
- Backpack Frame and Tank Mounting Hardware
- 5 Foot LP Gas Hose, 350 PSI Rated, **UL/CSA Listed Hose**
- POL Valve has Safety Excess Flow Valve
- Single Flint Striker for Easy Lighting
- Instructions

Model 500GKIT (comes with a 500G Big Max torch)

Model 100GKIT (comes with a 100G Jr Max torch)



# LITTLE MAX TORCH



## 50,000 BTU PROPANE TORCH KIT MODEL 50G

The Little Max torch is the premier medium sized propane torch on the market. The Hot Max torches are the only propane torches with a molded handle, which is our registered trademark, for better control and comfort. The Little Max comes with everything you need for small projects, except the tank. The Little Max uses standard LP tanks (up to 40# tanks). 2 Year Limited Warranty.

### FEATURES

- Burns Brush and Starts Fires with Clean and Efficient LP Gas
  - Eliminating Caustic Chemicals in the Environment and Around Sensitive Plants
- Melts Snow and Ice
- Great Charcoal Starter
- Removes Parking Lot Markings and other Paint Removal
- Thaws Frozen Pipes and Equipment
- Heats Metal and Branding Irons
- Melts Tar and Asphalt

### KIT INCLUDES THE FOLLOWING COMPONENTS:

- 50,000 BTU Propane Torch with Molded Handle
- Solid Brass Adjusting Valve
- 10 Foot LP Gas Hose, 350 PSI Rated, **UL/CSA Listed Hose**
- POL Valve has Safety Excess Flow Valve
- 18 PSI Pressure Regulator
- Safety Stand
- Single Flint Striker for Easy Lighting
- Instructions
- (Propane Tank is NOT included.)



## 500,000 BTU PROPANE TORCH KIT MODEL 50100

Our new propane torch is a basic propane torch with a lot of features. We understand that not everyone wants a top of the line model like the Big Max and maybe looking for a more cost effective torch. Hot Max torches are the only propane torches with a molded handle, which is our registered trademark, for better control and comfort. The Hot Max Model 50100 propane torch uses standard LP tanks (up to 40# tanks).

### FEATURES

- Burns Brush and Starts Fires with Clean and Efficient LP Gas Eliminating Caustic Chemicals in the Environment and Around Sensitive Plants
- Melts Snow and Ice
- Removes Parking Lot Markings and other Paint Removal
- Thaws Frozen Pipes and Equipment
- Heats Metal and Branding Irons
- Melts Tar and Asphalt

### KIT INCLUDES THE FOLLOWING COMPONENTS:

- 500,000 BTU Propane Torch with Molded Handle, 36" long
- Solid Brass Needle Valve
- 10 Foot LP Gas Hose, 350 PSI Rated, UL/ CSA Listed Hose
- POL Valve has Safety Excess Flow Valve
- Propane Tank is NOT included.





## SELF LIGHTING GARDEN TORCH MODEL GTORCH

Great for small projects around the home like lighting charcoal or a fire pit, camping, and more!

**FEATURES:**

- 36" Lightweight Torch with Foam Grip
- Self Lighting Igniter
- Solid Brass Adjustable Valve
- 18,000 BTU/hr
- Uses 14-16 oz. Liquid Propane Tank (Not Included)



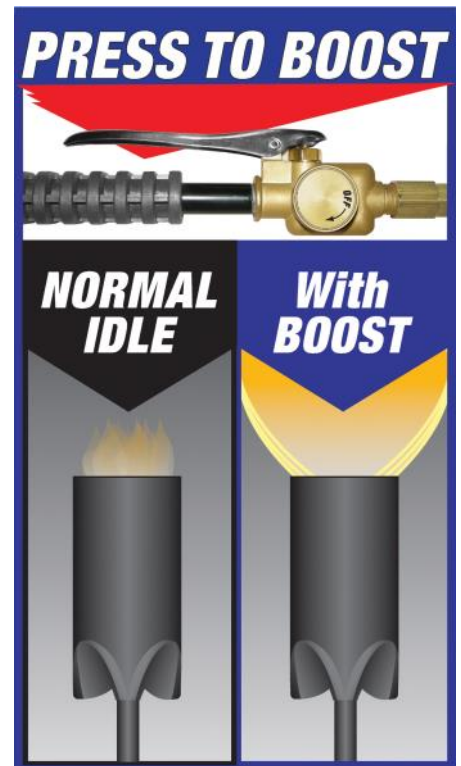
## IDLE BOOST/FUEL SAVER VALVE® MODEL 24206

Convert your old style Big Max 500G Torch to a Fuel Saver Torch!

**FEATURES:**

- Solid Brass Needle Valve and Body, Chrome Handle
- 1/4" Male B-Fitting Inlet, 1/4" NPT (Female) Outlet
- Convert Old Style Big Max Torches (500,000 BTU)
- Burns at low flame with needle valve, hit Idle Boost/Fuel Saver Valve® for full BTU flame
- Needle Valve also Controls Flame Without the Boost Valve

### HOW IT WORKS





## HOT MAX DUAL PURPOSE CART MODEL 100MC

### FEATURES

Designed for Hot Max Big Max (Model 500G), Jr Max (Model 100G), Little Max (Model 50G), our new economy torch (Model 50100), and Mobile Max (Model MM-1) torch kits. All steel construction is strong and durable. Holds 20# or 40# LP tanks or Mobile Max tote. 10" air tires are great even in rough terrain. The cart has safety holders for hot torches and J-hooks for the hoses.




Model 100MC with MM-1 Mobile Max  
Torch Kit



Model 100MC with Model 50100 Propane  
Torch Kit

# PROPANE ACCESSORIES



**350 PSI RATED PROPANE GAS HOSES**  
 UL/CSA Listed Hose (5/16" ID) with all Brass Fittings  
 Works with all Hot Max torches and most other manufacturers' torches

| <u>MODEL</u> | <u>DESCRIPTION</u>  |
|--------------|---|
| 24217        | 5' Extension Hose, 1/4" NPT Male x 1/4" Female Flared B (Male NPT adapter now included!)  |
| 24200        | 10' Extension Hose, 1/4" NPT Male x 1/4" Female Flared B (Male NPT adapter now included!) |
| 24201        | 25' Extension Hose, 1/4" NPT Male x 1/4" Female Flared B (Male NPT adapter now included!) |
| 24212        | 10' Replacement Hose, 1/4" Female Flared B Fittings on both ends                          |

**TIP:** 1/4-Inch Female Flared B (also called a Ball Seat Female Pipe Swivel Fitting) is not exactly the same as a 1/4" female NPT fitting. Our female fittings have a brass cone on the inside which helps seal the connection without the use of teflon tape or pipe dope. If you need an adapter for use with NPT fittings, use Hot Max Model 28100 Ball Socket to NPT adapter to convert the female end of these hoses to male NPT fittings.



**DISPOSABLE PROPANE CYLINDER ADAPTER**  
 Connects disposable propane cylinders to Acme Tank Coupling  
 or POL Safety Valve  
 Solid Brass Construction  
 1" - 20 Female Thread to POL / Acme Thread  
 For use with standard disposable propane cylinders (not included)

MODEL 24211





## SOLID BRASS NEEDLE VALVE

1/4" Male NPT x 1/4" Female NPT

For use with standard propane and natural gas appliances for precise flow control

350 PSI Rated

MODEL 24209



## SOLID BRASS POL SAFETY VALVE

1/4" Male NPT Fitting x Propane Tank Connection (CGA 510 Internal Left Hand Threads)

For use with standard propane tanks

For appliances using less than 600,000 BTU/hr.

MODEL 24203

## BEST USE PRACTICES / TROUBLE SHOOTING

POL Safety valves are designed to reduce the gas flow of propane if excessive gas flow is detected. Excessive gas flow can be caused by a damaged or malfunctioning appliance or hose. The POL Safety valve may also detect excessive flow if the valve on the propane tank is opening too quickly. If you suspect the POL Safety valve has shutoff the flow of propane due to the tank valve being opened too quickly (the safety valve has engaged when only minimal amounts of propane pass through the valve), close the tank valve all the way closed, unthread the POL Safety valve from the tank valve to release the gas pressure, reinstall the POL Safety valve into the tank valve and tighten with a wrench, and then slowly open the tank valve.



## TYPE 1 ACME TANK COUPLING NUT WITH INTEGRAL POL SAFETY VALVE

For Type 1 (QCC-1®) Gas Grill Systems

ACME Coupling x 1/4" NPT Male

For appliances using less than 200,000 BTU/hr.

For use with standard propane tanks

MODEL 24216



## LOW PRESSURE STANDARD REGULATOR

1/2 PSI Regulator for use on gas grills, heaters, smokers, etc.  
1/4" NPT (Female) Inlet and Outlet, UL/CSA Listed  
For use with standard propane and natural gas appliances  
MODEL 24204

## HIGH PRESSURE REGULATOR

15 PSI Regulator for use on turkey fryers, smokers, stoves, etc.  
1/4" NPT (Female) Inlet and Outlet, UL/CSA Listed  
For use with standard propane and natural gas appliances  
MODEL 24215

## LITTLE MAX REPLACEMENT REGULATOR

18 PSI Regulator  
1/4" NPT (Female) Inlet and Outlet, UL/CSA Listed  
MODEL 24202



## ADJUSTABLE REGULATOR

0-10 PSI Adjustable Regulator for use on smokers, turkey fryers, etc.  
1/4" NPT (Female) Inlet, 1/8" NPT (Female) Outlet, UL/CSA Listed  
For applications using less than 140,000 BTU/hr  
For use with standard propane and natural gas appliances


MODEL 24208



## COMMERCIAL HIGH PRESSURE ADJUSTABLE REGULATOR

5-30 PSI Regulator with 1/4" NPT (Female) Output  
Type 1 Acme Tank Connector with POL Safety Valve  
For applications using less than 180,000 BTU/hr.  
For use with standard propane tanks

MODEL 24210



## HIGH PRESSURE PROPANE KIT

3' UL/CSA Listed Stainless Steel Braided Hose with  
3/8" Female B-Fitting for use on turkey fryers, smokers, etc.  
0-10 PSI Adjustable Regulator, UL/CSA Listed  
Type 1 Acme Tank Connector with POL Safety Valve  
Removable brass adapter—3/8" Male B-Fitting to 1/8" NPT Female  
For use with standard propane tanks

MODEL 24207



## HIGH PRESSURE PROPANE KIT

3' UL/CSA Listed Stainless Steel Braided Hose with  
3/8" Female B-Fitting for use on turkey fryers, smokers, etc.  
15 PSI Regulator, UL/CSA Listed  
Needle Valve for Adjusting Gas Flow  
Type 1 Acme Tank Connector with POL Safety Valve  
For applications using less than 140,000 BTU/hr.  
For use with standard propane tanks

MODEL 24213



## LOW PRESSURE PROPANE KIT

3' UL/CSA Listed Hose with 3/8" Female B-Fitting for gas grills,  
smokers, and other low pressure appliances  
11" WC Regulator, UL/CSA Listed  
Type 1 Acme Tank Connector with POL Safety Valve  
For applications using less than 140,000 BTU/hr.  
For use with standard propane tanks

MODEL 24214



## LOW PRESSURE PROPANE KIT

10' UL/CSA Listed Hose with 3/8" Female B-Fitting for gas grills,  
smokers, and other low pressure appliances  
1/2 PSI Regulator, 3/8" NPT, UL/CSA Listed  
POL Safety Valve tank connection  
For use with standard propane tanks

MODEL 24205

# PROPANE/MAPP TORCH



## DUAL GAS TRIGGER START TORCH MODEL 50300 (DGT-1)

Burns clean and efficient MAPP or propane gas.

### FEATURES:

- Instant Self Igniting Hand Torch for Propane/MAPP Gas
- Nozzle Swivels 360 Degrees
- Works in ALL Positions
- Fits all Standard MAPP and LP Tanks so Replacement Fuel is Easily Obtained
- Swirl Flame for Maximum Heat
- No Igniting Tool Required
- Unit Turns Off When Trigger is Released or Trigger Can be Locked On for Continuous Flame
- Brass and Stainless Construction



## PROPANE GAS TORCH MODEL 50302 (PT-10)

Burns clean and efficient propane gas.

### FEATURES:

- Easy Lighting Tank Mounted Torch for Propane Gas
- Fits all Standard 14 OZ LP Tanks so Replacement Fuel is Easily Obtained
- Produces a 1/2" Diameter Pencil Flame
- Lights Easily with a Striker
- All Brass Construction





### FLUX COATED BRONZE BRAZING RODS

Excellent quality, easy flowing, low fuming brazing rod for nearly all your brazing needs. 65,000 PSI tensile strength. Melting Point: 1,600° F (871° C)  
Meets AWS A5.8 - RBCuAn-C and AWS A5.27 - RBCuZn-C

| MODEL | DIAMETER | LENGTH | WEIGHT    |
|-------|----------|--------|-----------|
| 22068 | 3/32"    | 18"    | 6/PK      |
| 22070 | 1/8"     | 18"    | 6/PK      |
| 24180 | 3/32"    | 36"    | 12/PK     |
| 24182 | 3/32"    | 36"    | 10 Pounds |
| 24181 | 1/8"     | 36"    | 6/PK      |
| 24183 | 1/8"     | 36"    | 10 Pounds |

### LOW FUMING BARE BRONZE BRAZING RODS

Copper and zinc alloy ideally suited for sheet metal, tubing, and cast iron. These rods do require flux in some applications. 65,000 PSI tensile strength. Melting Point: 1,600° F (871° C)  
Meets AWS A5.8 - RBCuAn-C and AWS A5.27 - RBCuZn-C

| MODEL | DIAMETER | LENGTH | WEIGHT    |
|-------|----------|--------|-----------|
| 24004 | 3/32"    | 36"    | 12/PK     |
| 24005 | 1/8"     | 36"    | 6/PK      |
| 24006 | 1/8"     | 36"    | 10 Pounds |

### MILD STEEL GAS BRAZING/WELDING RODS

General purpose copper coated mild steel brazing rod for all low carbon steels.  
AWS A5.2 CLASS R45

| MODEL | DIAMETER | LENGTH | WEIGHT  |
|-------|----------|--------|---------|
| 24001 | 1/16"    | 36"    | 1 Pound |
| 24002 | 3/32"    | 36"    | 1 Pound |
| 24003 | 1/8"     | 36"    | 1 Pound |

# BRAZING ROD AND FLUX



## BARE ALUMINUM BRAZING/WELDING RODS

Works well on most kinds of sheet and cast aluminum. These rods can be used with TIG welding machines or with gas torches. When using a gas torch, aluminum flux is required. 27,000 PSI tensile strength. Melting Point: 1,170° F (632° C)  
AWS 5.10 Class ER4043

| MODEL | DIAMETER | LENGTH | WEIGHT |
|-------|----------|--------|--------|
| 24008 | 1/8"     | 36"    | 12/PK  |



## ALUMINUM BRAZING RODS, NO FLUX REQUIRED

For aluminum and zinc based metals including aluminum/magnesium alloys. Working temp 710° F. 1/8" x 18". 1/2 pound reusable storage container.

MODEL 24185

## COPPER/BRASS BRAZING RODS

No flux required for copper to copper connections. For copper to brass or bronze connections, flux is required. This alloy is a cost effective alternative to copper-silver brazing rods. Not for iron or nickel alloy metals. Working temp 1,300° F. 1/8" x 18". 1/2 pound reusable storage container.

MODEL 24186



## ALUMINUM BRAZING FLUX, 1/4 LB

Formulated specifically for torch brazing aluminum and normally used with 4047, 4043, or 1100 brazing filler alloy. Can also be used for furnace and automatic flame brazing operations. Contains zinc chloride. Made in USA.

MODEL 24184



## BRAZING FLUX POWDER – 8 OZ

For all types of steel, malleable and cast iron, galvanized metals, brass, and bronze. Made in USA. AWS A5.31-91 Type FB3J

Typical use technique: Clean base metal thoroughly. Dip end of filler metal into the flux. Flux residue is water soluble.

MODEL 24000



### ACID FLUX CORE SOLDER

Excellent quality general purpose solder. Not for electrical connections or potable water.

| MODEL | DIAMETER | WEIGHT | GRADE |
|-------|----------|--------|-------|
| 24150 | 1/8"     | 1/4#   | 40/60 |
| 24151 | 1/8"     | 1/2#   | 30/70 |
| 24152 | 1/8"     | 1#     | 40/60 |

### LEAD FREE SOLDER

Excellent quality tin-antimony lead free solder. For use in potable water systems and refrigeration. Not for electrical connections.

| MODEL | DIAMETER | WEIGHT | GRADE |
|-------|----------|--------|-------|
| 24153 | 1/8"     | 1/4#   | 95/5  |
| 24154 | 1/8"     | 1/2#   | 95/5  |
| 24155 | 1/8"     | 1#     | 95/5  |

### ROSIN FLUX CORE SOLDER

Excellent quality solder for electrical connections.

| MODEL | DIAMETER | WEIGHT | GRADE |
|-------|----------|--------|-------|
| 24156 | 1/16"    | 1/4#   | 60/40 |
| 24157 | 3/32"    | 1/4#   | 40/60 |
| 24158 | 3/32"    | 1/2#   | 30/70 |
| 24159 | 1/8"     | 1#     | 40/60 |

## SOLID WIRE SOLDER

Excellent quality general purpose solder. Not for electrical connections or potable water. Flux required.

| MODEL  | DIAMETER | WEIGHT | GRADE |
|--------|----------|--------|-------|
| 24160  | 1/8"     | 1/4#   | 40/60 |
| 24161  | 1/8"     | 1/2#   | 50/50 |
| 24162  | 1/8"     | 1#     | 40/60 |
| 24177* | 1/8"     | 1#     | 60-40 |

24177\* is for Stained Glass applications



**PLUMBING KIT - SOLDER, FLUX, AND BRUSHES**  
 Kit includes 1/8" x 1/4# Lead Free Solder (Model 24153),  
 2 Oz Soldering Paste Flux (Model 24171),  
 And three flux brushes (Model 26055)

MODEL 24178



**SOLDERING PASTE FLUX - 2 OZ**  
 Contains zinc chloride. Made in USA.

MODEL 24171



**SELF FLUXING SOFT SILVER SOLDER, LEAD FREE**  
 Approximately 1/2 OZ

MODEL 24163



**30 WATT ELECTRIC SOLDERING IRON, 120V**

MODEL 24164

## OXY-ACETYLENE HOSE REPAIR KITS

Includes (1) barbed nipple, (1) left hand thread nut, (1) right hand thread nut, and (1) ferrule. "B" Size fittings. Solid Brass Construction.



| <u>MODEL</u> | <u>DESCRIPTION</u>    |
|--------------|-----------------------|
| 24122        | 1/4" HOSE REPAIR KIT  |
| 24123        | 3/16" HOSE REPAIR KIT |

## OXY-ACETYLENE HOSE FERRULES



| <u>MODEL</u> | <u>DESCRIPTION</u>        |
|--------------|---------------------------|
| 24125        | 1/4" HOSE FERRULES, 4/PK  |
| 24126        | 3/16" HOSE FERRULES, 4/PK |



## OXY-ACETYLENE HOSE CRIMPING TOOL

Locking Plier Type

MODEL 24124



## OXY-ACETYLENE HOSE NUTS

Standard "B" Fittings, Solid Brass Construction.

| <u>MODEL</u> | <u>DESCRIPTION</u>                   |
|--------------|--------------------------------------|
| 24127        | ACETYLENE HOSE NUTS, LH THREAD, 2/PK |
| 24128        | OXYGEN HOSE NUTS, RH THREAD, 2/PK    |

## OXY-ACETYLENE BARBED HOSE SPLICER

Solid Brass Construction.



| <u>MODEL</u> | <u>DESCRIPTION</u>              |
|--------------|---------------------------------|
| 24129        | 1/4" BARBED HOSE SPLICER, 1/PK  |
| 24130        | 3/16" BARBED HOSE SPLICER, 1/PK |



## OXY-ACETYLENE HOSE COUPLER/UNION SET

Includes one left hand thread union and one right hand thread union. Standard "B" fittings for 1/4" or 3/16" hose. Solid Brass Construction.

MODEL 24131



## OXY-ACETYLENE FLASHBACK ARRESTOR SET

Flashback arrestor set has internal check valves for both oxygen and acetylene. Standard "B" fittings for 1/4" or 3/16" hoses. REGULATOR END CONNECTION.

MODEL 24010



## OXY-ACETYLENE FLASHBACK ARRESTOR SET

Flashback arrestor set has internal check valves for both oxygen and acetylene. Standard "B" fittings for 1/4" or 3/16" hoses. TORCH END CONNECTION.

MODEL 24011



## OXYGEN REGULATOR OUTPUT CONNECTOR

For use with Victor® Style Regulators. 1/4" NPT x 9/16" RH thread. Solid Brass Construction.

MODEL 24220



## ACETYLENE REGULATOR OUTPUT CONNECTOR

For use with Victor® Style Regulators. 1/4" NPT x 9/16" LH thread. Solid Brass Construction.

MODEL 24221



CGA-540 OXYGEN REGULATOR INLET NUT  
For use with Victor® Style Regulators. Solid Brass Construction.

MODEL 24222



CGA-510 ACETYLENE REGULATOR INLET NUT  
For use with Victor® Style Regulators. Solid Brass Construction.

MODEL 24223



CGA-540 OXYGEN REGULATOR INLET SWIVEL  
For use with Victor® Style Regulators. Solid Brass Construction.

MODEL 24224



CGA-510 ACETYLENE REGULATOR INLET SWIVEL  
For use with Victor® Style Regulators. Solid Brass Construction.

MODEL 24225



CGA-200 (MC SIZE TANK) VALVE TO CGA-510 REGULATOR  
ADAPTER FOR ACETYLENE  
For use with Victor® Style Regulators. Solid Brass Construction.

MODEL 24226

# REGULATORS AND GAUGES



OXY-ACETYLENE REGULATORS - LIGHT DUTY  
2" Dial Faces

| <u>MODEL</u> | <u>DESCRIPTION</u>            |
|--------------|-------------------------------|
| 24140        | 2-15 PSIG ACETYLENE REGULATOR |
| 24141        | 4-60 PSIG OXYGEN REGULATOR    |



OXY-ACETYLENE REGULATORS - MEDIUM DUTY  
2" Dial Faces

| <u>MODEL</u> | <u>DESCRIPTION</u>            |
|--------------|-------------------------------|
| 24142        | 2-15 PSIG ACETYLENE REGULATOR |
| 24143        | 4-80 PSIG OXYGEN REGULATOR    |



OXY-ACETYLENE REGULATORS - HEAVY DUTY  
2" Dial Faces

| <u>MODEL</u> | <u>DESCRIPTION</u>            |
|--------------|-------------------------------|
| 24145        | 2-15 PSIG ACETYLENE REGULATOR |
| 24144        | 2-125 PSIG OXYGEN REGULATOR   |



OXY-ACETYLENE REGULATORS - VERY HEAVY DUTY  
2" Dial Faces

| <u>MODEL</u> | <u>DESCRIPTION</u>            |
|--------------|-------------------------------|
| 24147        | 2-15 PSIG ACETYLENE REGULATOR |
| 24146        | 2-125 PSIG OXYGEN REGULATOR   |



BRASS GAUGES  
2" Dial Faces, 1/4" NPT Threads, Brass Case

| <u>MODEL</u> | <u>DESCRIPTION</u>            |
|--------------|-------------------------------|
| 24102        | 30 PSIG, ACETYLENE ONLY GAUGE |
| 24100        | 100 PSIG, ALL GAS GAUGE       |
| 24101        | 200 PSIG, ALL GAS GAUGE       |
| 24103        | 400 PSIG, ALL GAS GAUGE       |
| 24104        | 4000 PSIG, ALL GAS GAUGE      |



OXY-ACETYLENE HOSES, GRADE "R"  
Standard "B" Fittings, All Brass fittings and ferrels

| <u>MODEL</u> | <u>DESCRIPTION</u>                |
|--------------|-----------------------------------|
| 24113        | 1/4" x 12.5', OXY-ACETYLENE HOSE  |
| 22067        | 1/4" X 25', OXY-ACETYLENE HOSE    |
| 24110        | 1/4" X 50', OXY-ACETYLENE HOSE    |
| 24111        | 3/16" X 12.5', OXY-ACETYLENE HOSE |
| 24112        | 3/16" X 25', OXY-ACETYLENE HOSE   |



10 CF (MC SIZE) ACETYLENE CYLINDER, EMPTY  
CGA-200 Brass Valve

MODEL 24012



20 CF (R SIZE) OXYGEN CYLINDER, EMPTY  
CGA-540 Brass Valve

MODEL 24013

Victor® is a registered trademark of Thermadyne Industries. KDAR is not affiliated with Thermadyne Industries and these products are not manufactured by Victor.

Harris® is a registered trademark of Lincoln Electric Company. KDAR is not affiliated with the Lincoln Electric Company and these products are not manufactured by Harris.

Airco® is a registered trademark of Airco Welding Products Div. of BOC Group. KDAR is not affiliated with Airco Welding Products and these products are not manufactured by Airco.

Smith® is a registered trademark of Illinois Tool Works. KDAR is not affiliated with the Illinois Tool Works and these products are not manufactured by Smith.

Purox® is a registered trademark of ESAB Welding and Cutting Products. KDAR is not affiliated with ESAB Welding and Cutting Products and these products are not manufactured by Purox.

KDAR Company is not affiliated with or endorsed by the aforementioned registered trademark companies.



SINGLE FLINT STRIKER  
MODEL 22031



SINGLE FLINT REPLACEMENTS, 5/PK  
MODEL 22032



SINGLE FLINT STRIKER WITH 5 REPLACEMENT FLINTS  
MODEL 24172



TRIPLE FLINT STRIKER  
MODEL 22033




TRIPLE FLINT REPLACEMENTS, 1/PK  
MODEL 24173



STANDARD TIP CLEANER SET  
13 Stainless Steel Tip Cleaners Size #6 Through 26, and File

MODEL 22034



LONG TIP CLEANER SET  
13 Stainless Steel Tip Cleaners Size #6 Through 26, and File

MODEL 24175



DRILL TYPE TIP CLEANER SET  
12 Drill Tips Sizes 52-74

MODEL 24176



UNIVERSAL TANK WRENCH

MODEL 22024



TYPE "MC" ACETYLENE CYLINDER TANK WRENCH

MODEL 24174

# WELDING HELMETS



4-1/2" X 5-1/4" WIDE VISION WELDING HELMET  
FIXED FRONT, #10 SHADE

MODEL 22087



90 X 110 MM WIDE VISION WELDING HELMET  
FLIP FRONT, #10 SHADE

MODEL 25027



2" X 4-1/4" WELDING HELMET  
FIXED FRONT, #10 SHADE

MODEL 25025



2" X 4-1/4" WELDING HELMET  
FLIP FRONT, #10 SHADE

MODEL 25026



PREMIUM AUTO DARKENING WELDING HELMET  
4 Sensor, Fixed Front, Variable Shade (9-13), Adjustable Delay, Fast  
Switching (.005 Seconds), Solar Powered With Battery, 1-1/2" x 4"  
View, Grinding Mode, 2 Year Limited Warranty

MODEL 25080

MODEL 25081 - Replacement Auto Darkening Lens  
MODEL 25082 - Replacement Outside Protective Cover Lens  
MODEL 25083 - Replacement Inside Protective Cover Lens



## AUTO DARKENING WELDING HELMETS

2 Sensor, Fixed Front, Variable Shade (9-13), Adjustable Delay, Fast Switching (.005 Seconds), Solar Powered With Battery Backup, 1-1/2" x 3-1/2" View  
2 Year Limited Warranty

| <u>MODEL</u> | <u>DESCRIPTION</u>                        |
|--------------|---|
| 25084        | EAGLE AUTO DARKENING WELDING HELMET       |
| 25085        | FLAME AUTO DARKENING WELDING HELMET       |
| 25086        | RED/BLUE AUTO DARKENING WELING HELMET     |
| 25087        | BASIC BLACK AUTO DARKENING WELDING HELMET |

## AUTO DARK WELDING HELMET REPLACEMENT PARTS FOR MODELS 25084 –25087

| <u>MODEL</u> | <u>DESCRIPTION</u>                        |
|--------------|---|
| 25090        | REPLACEMENT AUTO DARKENING LENS           |
| 25089        | REPLACEMENT OUTSIDE PROTECTIVE COVER LENS |
| 25088        | REPLACEMENT INSIDE PROTECTIVE COVER LENS  |
| 25091        | REPLACEMENT HEADGEAR                      |



REPLACEMENT RATCHETING HEADGEAR FOR **ALL** NON  
AUTO DARKENING HOT MAX WELDING HELMETS

Will also fit many other manufacturer's helmets.

MODEL 25028

# HELMET LENSES



## 2" X 4-1/4" WELDING HELMET REPLACEMENT LENSES

| <u>MODEL</u> | <u>DESCRIPTION</u>                      |
|--------------|---|
| 25052        | #5 BRAZING SHADE - Fits Brazing Goggles |
| 25053        | #8 HELMET SHADE                         |
| 25040        | #9 HELMET SHADE                         |
| 22045        | #10 HELMET SHADE                        |
| 25041        | #11 HELMET SHADE                        |
| 25042        | #12 HELMET SHADE                        |
| 22046        | CLEAR POLYCARBONATE SAFETY LENS         |



## 4-1/2" X 5-1/4" WELDING HELMET REPLACEMENT LENSES

| <u>MODEL</u> | <u>DESCRIPTION</u>              |
|--------------|---------------------------------|
| 25043        | #9 HELMET SHADE                 |
| 22047        | #10 HELMET SHADE                |
| 25044        | #11 HELMET SHADE                |
| 25045        | #12 HELMET SHADE                |
| 22048        | CLEAR POLYCARBONATE SAFETY LENS |



90 X 110 MM WIDE VISION #10 WELDING HELMET LENS  
MODEL 25054

90 X 110 MM WIDE VISION CLEAR SAFETY LENS  
MODEL 25055



## WELDING HELMET MAGNIFYING LENSES

| <u>MODEL</u> | <u>DESCRIPTION</u>        |
|--------------|---------------------------|
| 25050        | F-1.5 DIOPTR, 2" X 4-1/4" |
| 25051        | F-2.0 DIOPTR, 2" X 4-1/4" |



## DELUXE FLIP FRONT BRAZING GOGGLES #5 SHADE, 2" X 4-1/4" LENS

MODEL 22049



## FIXED FRONT BRAZING GOGGLES #5 SHADE, 2" X 4-1/4" LENS

MODEL 25030



## EYE CUP STYLE BRAZING GOGGLES #5 SHADE, 50 MM LENS

MODEL 25031



**ECONOMY GRAY LEATHER LINED WELDING GLOVES**  
Full Grain cowhide split leather with Kevlar stitching for added strength. Cotton lining for heat resistance and moisture absorption.

MODEL 22050



**PREMIUM BROWN LEATHER LINED WELDING GLOVES**  
Full Grain cowhide split leather with Kevlar stitching for added strength. Cotton lining for heat resistance and moisture absorption.

MODEL 22051



**LIGHT DUTY LEATHER WORK GLOVES, MEN'S LARGE**  
100% Full grain cowhide leather. Double stitched in high stress areas. Premium quality for comfort and durability.

MODEL 25012



LIGHTWEIGHT SAFETY GLASSES #5 SHADE  
ANSI Z87.1 APPROVED

MODEL 25064



FULL FACE CLEAR GRINDING SHIELD WITH RATCHETING  
HEAD GEAR  
ANSI Z87.1 APPROVED  
MODEL 25001

REPLACEMENT CLEAR GRINDING SHIELD - NO HEADGEAR  
ANSI Z87.1 APPROVED  
MODEL 25002



REPLACEMENT TINTED GRINDING SHIELD - NO HEADGEAR  
ANSI Z87.1 APPROVED  
MODEL 25003



DELUXE HEARING PROTECTION WITH HEAD STRAP

MODEL 25020



DISPOSABLE FOAM EAR PLUGS, 6/PK

MODEL 25021



REUSABLE SILICON EAR PLUGS WITH CORD AND CASE

MODEL 25022



DISPOSABLE DUST MASKS, 5/PK

MODEL 25000



## **E-Z SANDER® HAND SANDER MODEL 26190**

Are you tired of ripping off a piece of sandpaper from a full sheet? Sick of shoving a strip of sandpaper under a rubber block hoping the nails will hold it in place? The end result is wasted time, wasted money, and a lot of frustration. The answer is the E-Z Sander. The E-Z Sander is a new patented (US Patent # 7,201,646) sanding block made from a high-impact plastic to make hand sanding easy. By simply turning the side thumb wheels, the unit quickly and easily tightens the wet/dry sanding belt and holds it in place for project big or small. Loosening the thumb wheels allows the belt to be rotated around to use all parts of the belt or to be removed and replaced with another belt. The molded unit is just the right size to fit in your hand and the molded grips on the side make it easy to hold - even if your hands are tired from work. Great for around the house, work, automotive, or anywhere!

### FEATURES

High impact plastic for long life, 6-1/4" long x 2.5" wide x 1" tall  
Delrin thumb wheels tension belt for easy use and quick removal  
Wet/Dry sanding belts allow them to be used in many different applications  
Black anodized aircraft aluminum screws for durability  
Molded grips make it easy to hold  
Several different replacement sanding belt grits for any project - 80, 120, 220, 320, 1000, and 1500 grits available

### KIT INCLUDES:

E-Z Sander® Molded Hand Sander  
Three wet/dry sanding belts (1 each) - 80, 120, and 220 grits  
Instructions

### REPLACEMENT E-Z SANDER WET/DRY SANDING BELTS, 3/PK



| <u>MODEL</u> | <u>DESCRIPTION</u>                      |
|--------------|---|
| 26191        | 2.5" X 14" 80 GRIT WET/DRY BELT, 3/PK   |
| 26192        | 2.5" X 14" 120 GRIT WET/DRY BELT, 3/PK  |
| 26193        | 2.5" X 14" 220 GRIT WET/DRY BELT, 3/PK  |
| 26194        | 2.5" X 14" 320 GRIT WET/DRY BELT, 3/PK  |
| 26195        | 2.5" X 14" 1000 GRIT WET/DRY BELT, 3/PK |
| 26196        | 2.5" X 14" 1500 GRIT WET/DRY BELT, 3/PK |

# BENCH WHEELS



| MODEL | WHEEL SIZE             | ARBOR | GRIT             |
|-------|------------------------|-------|------------------|
| 26000 | 6" Diameter, 3/4" Wide | 1"    | 36 GRIT - COARSE |
| 26001 | 6" Diameter, 3/4" Wide | 1"    | 60 GRIT - MEDIUM |
| 26002 | 6" Diameter, 3/4" Wide | 1"    | 80 GRIT - FINE   |
| 26003 | 6" Diameter, 1" Wide   | 1"    | 36 GRIT - COARSE |
| 26004 | 6" Diameter, 1" Wide   | 1"    | 60 GRIT - MEDIUM |
| 26005 | 6" Diameter, 1" Wide   | 1"    | 80 GRIT - FINE   |
| 26006 | 8" Diameter, 1" Wide   | 1"    | 36 GRIT - COARSE |
| 26007 | 8" Diameter, 1" Wide   | 1"    | 60 GRIT - MEDIUM |



REDUCING BUSHINGS FOR 3/4" AND 1" BENCH WHEELS  
MODEL 26009



## TYPE 1 CUT OFF WHEELS FOR STEEL

| MODEL  | DIAMETER | THICKNESS | ARBOR             | MAX RPM |
|--------|----------|-----------|-------------------|---------|
| 22003  | 3"       | 1/32"     | 3/8"              | 25,000  |
| 22001  | 3"       | 1/16"     | 1/4"              | 25,000  |
| 22002  | 3"       | 1/16"     | 3/8"              | 25,000  |
| 26015  | 3"       | 1/8"      | 1/4"              | 25,000  |
| 26016  | 3"       | 1/8"      | 3/8"              | 25,000  |
| 26017  | 4"       | 1/32"     | 3/8"              | 17,000  |
| 26245  | 4"       | .040"     | 5/8"              | 19,100  |
| 22004  | 4"       | 1/16"     | 3/8"              | 17,000  |
| 22005  | 4"       | 1/16"     | 5/8"              | 18,000  |
| 26018  | 4"       | 1/8"      | 3/8"              | 19,000  |
| 26296  | 4-1/2"   | .040"     | 7/8"              | 13,300  |
| 26030  | 4-1/2"   | .045"     | 7/8"              | 13,300  |
| 22006  | 4-1/2"   | 1/16"     | 7/8"              | 18,000  |
| 26243  | 4-1/2"   | .080"     | 7/8"              | 13,500  |
| 26019  | 4-1/2"   | 1/8"      | 7/8"              | 13,000  |
| 26244  | 5"       | 1/16"     | 7/8"              | 12,200  |
| 26020  | 6"       | .040"     | 7/8"              | 10,000  |
| 26021  | 7"       | 1/8"      | 5/8" DIAMOND HOLE | 8,750   |
| 26246  | 10"      | 3/32"     | 1"                | 6,100   |
| 26247  | 10"      | 1/8"      | 5/8"              | 6,100   |
| 26022  | 12"      | 3/32"     | 1"                | 4,500   |
| 26279  | 12"      | 5/32"     | 20 MM             | 6,400   |
| 26280  | 12"      | 5/32"     | 1"                | 6,300   |
| 22007* | 14"      | 3/32"     | 1"                | 4,366   |
| 26023  | 14"      | 5/32"     | 1"                | 4,500   |
| 26249  | 14"      | 5/32"     | 20 MM             | 5,500   |

# GRINDING WHEELS



## TYPE 27 HUBLESS GRINDING WHEELS FOR STEEL

| MODEL | DIAMETER | THICKNESS | ARBOR | MAX RPM |
|-------|----------|-----------|-------|---------|
| 22009 | 4"       | 1/8"      | 5/8"  | 13,700  |
| 22008 | 4"       | 1/4"      | 5/8"  | 13,700  |
| 26031 | 4-1/2"   | 1/8"      | 7/8"  | 13,700  |
| 22010 | 4-1/2"   | 1/4"      | 7/8"  | 13,700  |
| 22011 | 5"       | 1/4"      | 7/8"  | 12,000  |
| 26032 | 7"       | 1/4"      | 7/8"  | 8,500   |
| 26035 | 9"       | 1/4"      | 7/8"  | 6,500   |



## TYPE 27 GRINDING WHEELS WITH HUBS FOR STEEL

| MODEL | DIAMETER | THICKNESS | ARBOR        | MAX RPM |
|-------|----------|-----------|--------------|---------|
| 26231 | 4-1/2"   | 1/8"      | 5/8" - 11 NC | 13,300  |
| 22013 | 4-1/2"   | 1/4"      | 5/8" - 11 NC | 13,300  |
| 26033 | 7"       | 1/8"      | 5/8" - 11 NC | 8,500   |
| 22012 | 7"       | 1/4"      | 5/8" - 11 NC | 8,500   |
| 26034 | 9"       | 1/4"      | 5/8" - 11 NC | 6,500   |



## TYPE 1 CUT OFF WHEELS FOR MASONRY

| MODEL  | DIAMETER | THICKNESS | ARBOR             | MAX RPM |
|--------|----------|-----------|-------------------|---------|
| 26271  | 4"       | 1/16"     | 5/8"              | 15,200  |
| 26272  | 4-1/2"   | 1/16"     | 7/8"              | 13,300  |
| 26025  | 7"       | 1/8"      | 5/8" DIAMOND HOLE | 8,732   |
| 26248  | 12"      | 1/8"      | 1"                | 5,000   |
| 26281  | 12"      | 5/32"     | 20 MM             | 6,400   |
| 26282  | 12"      | 5/32"     | 1"                | 6,300   |
| 26024  | 14"      | 1/8"      | 1"                | 4,500   |
| 26284  | 14"      | 5/32"     | 20 MM             | 5,400   |
| 26285  | 14"      | 5/32"     | 1"                | 5,400   |
| 26250* | 14"      | 3/16"     | 1"                | 4,300   |

26250\* is designed for walk behind road saw for concrete and asphalt.



## TYPE 27 GRINDING WHEELS FOR MASONRY

| MODEL | DIAMETER | THICKNESS | ARBOR        | MAX RPM |
|-------|----------|-----------|--------------|---------|
| 26274 | 4"       | 1/4"      | 5/8"         | 15,200  |
| 26233 | 4-1/2"   | 1/4"      | 7/8"         | 13,300  |
| 26234 | 7"       | 1/4"      | 5/8" - 11 NC | 8,500   |

# SPECIALTY WHEELS



## TYPE 27 CUTTING WHEELS

| MODEL | DIAMETER | THICKNESS | ARBOR | FOR METAL       | MAX RPM |
|-------|----------|-----------|-------|-----------------|---------|
| 26240 | 4-1/2"   | .045"     | 7/8"  | STEEL           | 13,500  |
| 26241 | 4-1/2"   | .045"     | 7/8"  | STAINLESS STEEL | 13,500  |
| 26242 | 4-1/2"   | .045"     | 7/8"  | ALUMINUM        | 13,500  |



## TYPE 27 GRINDING WHEELS FOR ALUMINUM

| MODEL | DIAMETER | THICKNESS | ARBOR | MAX RPM |
|-------|----------|-----------|-------|---------|
| 26232 | 4-1/2"   | 1/4"      | 7/8"  | 13,300  |



### PREMIUM DIAMOND CUT OFF BLADES

For dry cutting stone including granite, marble, and tile. Leaves a much smoother finished edge than normal abrasives. For use with grinders and circular saws.

#### MODEL

26290

26291

26292

#### DESCRIPTION

4" DIAMOND CUT OFF, 5/8" TO 7/8" ARBOR

4-1/2" DIAMOND CUT OFF, 5/8" TO 7/8" ARBOR

7" DIAMOND CUT OFF, 5/8" TO 7/8" ARBOR



TOOTH BRUSH STYLE WIRE BRUSHES - WOOD HANDLES  
7-3/4" Overall Length

| <u>MODEL</u> | <u>DESCRIPTION</u>             |
|--------------|--------------------------------|
| 22035        | 3X7 STAINLESS STEEL WIRE BRUSH |
| 22037        | 3X7 BRASS WIRE BRUSH           |



TOOTH BRUSH STYLE WIRE BRUSHES - PLASTIC HANDLES  
7-3/4" Overall Length

| <u>MODEL</u> | <u>DESCRIPTION</u>  |
|--------------|---|
| 26209        | 7-3/4" STAINLESS STEEL WIRE BRUSH                                     |
| 26210        | 7-3/4" BRASS WIRE BRUSH   |
| 22044        | 3 PACK BRUSH SET WITH STAINLESS STEEL,<br>BRASS, AND PLASTIC BRISTLES |



CURVED HANDLE WIRE BRUSHES - WOOD HANDLES  
8-5/8" Overall Length

| <u>MODEL</u> | <u>DESCRIPTION</u>             |
|--------------|--------------------------------|
| 22036        | 2X9 STAINLESS STEEL WIRE BRUSH |
| 22038        | 2X9 BRASS WIRE BRUSH           |



5" INDUSTRIAL BRASS WIRE BRUSH, PLASTIC HANDLE

MODEL 26211



SHOE HANDLE WIRE BRUSHES - WOOD HANDLES  
10-1/4" Overall Length

| <u>MODEL</u> | <u>DESCRIPTION</u>              |
|--------------|---------------------------------|
| 22040        | 4X16 CARBON STEEL WIRE BRUSH    |
| 26052        | 4X16 STAINLESS STEEL WIRE BRUSH |
| 26213        | 4X16 BRASS WIRE BRUSH           |

# WIRE BRUSHES



WIRE BRUSHES - WOOD HANDLES  
13-3/4" Overall Length



| <u>MODEL</u> | <u>DESCRIPTION</u>              |
|--------------|---------------------------------|
| 22039        | 3X19 CARBON STEEL WIRE BRUSH    |
| 22041        | 3X19 STAINLESS STEEL WIRE BRUSH |
| 26212        | 3X19 BRASS WIRE BRUSH           |

3X19 CARBON STEEL WIRE BRUSH WITH SCRAPER  
13-3/4" Overall Length



MODEL 26050

4X16 CARBON STEEL SHOE HANDLE WIRE BRUSH WITH SCRAPER  
10-1/4" Overall Length



MODEL 26051

REPLACEMENT BRUSH FOR CHIPPING HAMMER



MODEL 26053

POLY FILL PARTS CLEANING BRUSH, NYLON BRISTLES  
10-1/2" Overall Length



MODEL 22042

NYLON TUBE BRUSH WITH WIRE LOOP HANDLE  
Great for cleaning bottles, hoses, etc.



| <u>MODEL</u> | <u>DESCRIPTION</u>                |
|--------------|-----------------------------------|
| 26207        | 8-1/2" X 1/2" NYLON TUBE BRUSH    |
| 26200        | 8-1/2" X 3/4" NYLON TUBE BRUSH    |
| 26208        | 15-1/2" X 1-1/4" NYLON TUBE BRUSH |



### 6" X 5/8" WIRE FITTING BRUSH

Steel bristles for cleaning copper fittings, tubing, or battery terminals.

MODEL 26201



### WIRE FITTING BRUSH WITH PLASTIC HANDLES

Steel bristles for cleaning copper fittings. 4-3/4" long.

| <u>MODEL</u> | <u>DESCRIPTION</u> |
|--------------|--------------------|
|--------------|--------------------|

|       |   |
|-------|---|
| 26202 | 1/2" WIRE FITTING BRUSH, PLASTIC HANDLE |
|-------|---|

|       |   |
|-------|---|
| 26203 | 3/4" WIRE FITTING BRUSH, PLASTIC HANDLE |
|-------|---|



### WIRE FITTING BRUSH FOR POWER TOOLS

Stainless steel bristles for cleaning copper fittings. 4" long.

| <u>MODEL</u> | <u>DESCRIPTION</u> |
|--------------|--------------------|
|--------------|--------------------|

|       |                                  |
|-------|----------------------------------|
| 26205 | 1/2" SS WIRE FITTING POWER BRUSH |
|-------|----------------------------------|

|       |                                  |
|-------|----------------------------------|
| 26204 | 3/4" SS WIRE FITTING POWER BRUSH |
|-------|----------------------------------|



### 5-1/4" X 1-1/2" WIRE BRUSH WITH LOOP HANDLE

Steel bristles.

MODEL 26206



### FLUX BRUSHES

4-1/4" Overall Length

| <u>MODEL</u> | <u>DESCRIPTION</u> |
|--------------|--------------------|
|--------------|--------------------|

|       |                     |
|-------|---------------------|
| 26055 | FLUX BRUSHES - 3/PK |
|-------|---------------------|

|       |                       |
|-------|-----------------------|
| 26054 | FLUX BRUSHES - 120/PK |
|-------|-----------------------|



**CUP BRUSHES**  
Crimped Wire, Carbon Steel

| <u>MODEL</u> | <u>DESCRIPTION</u>                   |
|--------------|--------------------------------------|
| 26287        | 2-3/4", .012" WIRE, M10 X 1.25 ARBOR |
| 26060        | 3", .020" WIRE, 5/8"-11NC ARBOR      |
| 26062        | 4", .020" WIRE, 5/8"-11NC ARBOR      |
| 26064        | 5", .020" WIRE, 5/8"-11NC ARBOR      |



**CUP BRUSHES**  
Single Row Knotted Wire, Carbon Steel

| <u>MODEL</u> | <u>DESCRIPTION</u>                   |
|--------------|--------------------------------------|
| 26288        | 2-3/4", .012" WIRE, M10 X 1.25 ARBOR |
| 22021        | 3", .020" WIRE, 5/8"-11NC ARBOR      |
| 26063        | 4", .020" WIRE, 5/8"-11NC ARBOR      |
| 26065        | 6", .020" WIRE, 5/8"-11NC ARBOR      |



**CUP BRUSHES**  
Single Row Knotted Wire, Stainless Steel, 5/8" - 11NC Arbor

| <u>MODEL</u> | <u>DESCRIPTION</u>               |
|--------------|----------------------------------|
| 26061        | 3", .020" WIRE, 5/8"- 11NC ARBOR |



**MOUNTED CUP BRUSHES**  
Crimped Wire, Carbon Steel

| <u>MODEL</u> | <u>DESCRIPTION</u>                 |
|--------------|------------------------------------|
| 26070        | 1-1/2", .020" WIRE, 1/4" HEX SHANK |
| 22020        | 2-1/2", .020" WIRE, 1/4" HEX SHANK |
| 26071        | 2-1/2", .012" WIRE, 1/4" HEX SHANK |
| 26218        | 3", .012" WIRE, 1/4" HEX SHANK     |



**MOUNTED END BRUSHES**  
Crimped Wire, Carbon Steel

| <u>MODEL</u> | <u>DESCRIPTION</u>                 |
|--------------|------------------------------------|
| 22019        | 3/4", .020" WIRE, 1/4" ROUND SHANK |
| 26220        | 1", .008" WIRE, 1/4" HEX SHANK     |
| 26221        | 1", .012" WIRE, 1/4" HEX SHANK     |
| 26072        | 1", .020" WIRE, 1/4" ROUND SHANK   |



**MOUNTED END BRUSHES**  
Knotted Wire, Carbon Steel

| <u>MODEL</u> | <u>DESCRIPTION</u>                   |
|--------------|--------------------------------------|
| 26074        | 3/4", .020" WIRE, 1/4" ROUND SHANK   |
| 26073        | 1-1/8", .020" WIRE, 1/4" ROUND SHANK |



**WIRE WHEELS, HUBLESS**  
Crimped Wire, Carbon Steel

| <u>MODEL</u> | <u>DESCRIPTION</u>                         |
|--------------|--|
| 26080        | 4" X 1/2", .020" WIRE, 5/8" - 11NC ARBOR   |
| 26224        | 4" X 1/2", .012" WIRE, 1/2" ARBOR          |
| 26223        | 5" X 1/2", .012" WIRE, 5/8" ARBOR          |
| 26082        | 6" X 1/2", .020" WIRE, 1/2" ARBOR          |
| 26226        | 6" X 3/4", .012" WIRE, 1/2" - 5/8" ARBOR   |
| 26081        | 6" X 1", .020" WIRE, 1/2" ARBOR            |
| 26253        | 8" X 1", .012" WIRE, 1/2" - 5/8" ARBOR     |
| 26083        | 8" X 1-1/4", .020" WIRE, 1/2" - 5/8" ARBOR |



**WIRE WHEELS WITH HUBS**  
Stringer Bead, Carbon Steel

| <u>MODEL</u> | <u>DESCRIPTION</u>                      |
|--------------|---|
| 26084        | 4" STRINGER BEAD, 5/8"-11NC ARBOR       |
| 26406        | 4" STRINGER BEAD, 5/8"-11NC ARBOR, BULK |
| 26085        | 6" STRINGER BEAD, 5/8"-11NC ARBOR       |



WIRE WHEELS, HUBLESS  
Twist Knot, Carbon Steel

| <u>MODEL</u> | <u>DESCRIPTION</u>               |
|--------------|----------------------------------|
| 26087        | 6" TWIST KNOT, 1/2" - 5/8" ARBOR |



WIRE WHEELS WITH HUBS  
Twist Knot, Carbon Steel

| <u>MODEL</u> | <u>DESCRIPTION</u>              |
|--------------|---------------------------------|
| 26289        | 4" TWIST KNOT, M10 X 1.25 ARBOR |
| 26086        | 4" TWIST KNOT, 5/8"-11NC ARBOR  |
| 26088        | 6" TWIST KNOT, 5/8"-11NC ARBOR  |



MOUNTED WIRE WHEELS  
Crimped Wire, Carbon Steel

| <u>MODEL</u> | <u>DESCRIPTION</u>                 |
|--------------|------------------------------------|
| 22015        | 1-1/2", .020" WIRE, 1/4" HEX SHANK |
| 22016        | 2", .020" WIRE, 1/4" HEX SHANK     |
| 26219        | 2-1/2", .012" WIRE, 1/4" HEX SHANK |
| 22017        | 3", .020" WIRE, 1/4" HEX SHANK     |
| 22018        | 3", .012" WIRE, 1/4" HEX SHANK     |
| 26222        | 4", .012" WIRE, 1/4" HEX SHANK     |



EMERY CLOTH, 25 YARD ROLL  
Aluminum oxide abrasive

| <u>MODEL</u> | <u>DESCRIPTION</u>      |
|--------------|-------------------------|
| 26090        | 80 GRIT, 1" X 25 YARDS  |
| 22014        | 120 GRIT, 1" X 25 YARDS |
| 26091        | 180 GRIT, 1" X 25 YARDS |
| 26092        | 320 GRIT, 1" X 25 YARDS |

## FLAP DISCS, TYPE 29, 5/8" - 11NC ARBOR, ZIRCONIUM



| <u>MODEL</u> | <u>DESCRIPTION</u>                           |
|--------------|--|
| 26093        | 4-1/2", 36 GRIT, 5/8"-11NC ARBOR, ZIRCONIUM  |
| 26094        | 4-1/2", 60 GRIT, 5/8"-11NC ARBOR, ZIRCONIUM  |
| 26103        | 4-1/2", 80 GRIT, 5/8"-11NC ARBOR, ZIRCONIUM  |
| 26104        | 4-1/2", 120 GRIT, 5/8"-11NC ARBOR, ZIRCONIUM |
| 26101        | 7", 36 GRIT, 5/8"-11NC ARBOR, ZIRCONIUM      |
| 26102        | 7", 60 GRIT, 5/8"-11NC ARBOR, ZIRCONIUM      |

## FLAP DISCS, TYPE 29, HUBLESS, ALUMINUM OXIDE




| <u>MODEL</u> | <u>DESCRIPTION</u>                      |
|--------------|---|
| 26095        | 4-1/2", 36 GRIT, 7/8" ARBOR, ALUM OXIDE |
| 26096        | 4-1/2", 60 GRIT, 7/8" ARBOR, ALUM OXIDE |
| 26097        | 4-1/2", 80 GRIT, 7/8" ARBOR, ALUM OXIDE |
| 26098        | 7", 36 GRIT, 7/8" ARBOR, ALUM OXIDE     |
| 26099        | 7", 60 GRIT, 7/8" ARBOR, ALUM OXIDE     |
| 26100        | 7", 80 GRIT, 7/8" ARBOR, ALUM OXIDE     |

## FLAP DISCS, TYPE 29, HUBLESS, BLUE ZIRCONIUM

| <u>MODEL</u> | <u>DESCRIPTION</u>                      |
|--------------|---|
| 26276        | 4", 40 GRIT, 5/8" ARBOR, ZIRCONIUM      |
| 26277        | 4", 60 GRIT, 5/8" ARBOR, ZIRCONIUM      |
| 26278        | 4", 80 GRIT, 5/8" ARBOR, ZIRCONIUM      |
| 26297        | 4-1/2", 40 GRIT, 7/8" ARBOR, ZIRCONIUM  |
| 26298        | 4-1/2", 60 GRIT, 7/8" ARBOR, ZIRCONIUM  |
| 26299        | 4-1/2", 80 GRIT, 7/8" ARBOR, ZIRCONIUM  |
| 26252        | 4-1/2", 120 GRIT, 7/8" ARBOR, ZIRCONIUM |

## FLAP WHEELS, ALUMINUM OXIDE



| <u>MODEL</u> | <u>DESCRIPTION</u>              |
|--------------|---------------------------------|
| 26111        | 1"X1", 60 GRIT FLAP WHEEL       |
| 26112        | 1"X1", 80 GRIT FLAP WHEEL       |
| 26110        | 1"X1", 120 GRIT FLAP WHEEL      |
| 26113        | 1-1/2"X1/2", 60 GRIT FLAP WHEEL |
| 26114        | 1-1/2"X1/2", 80 GRIT FLAP WHEEL |
| 26115        | 2"X1", 60 GRIT FLAP WHEEL       |
| 26116        | 2"X1", 80 GRIT FLAP WHEEL       |
| 26117        | 3"X1", 60 GRIT FLAP WHEEL       |
| 26118        | 3"X1", 80 GRIT FLAP WHEEL       |

## SANDING DISCS, ALUMINUM OXIDE



| <u>MODEL</u> | <u>DESCRIPTION</u>            |
|--------------|-------------------------------|
| 26120        | 4", 16 GRIT, 7/8" HOLE, 3/PK  |
| 26121        | 4", 24 GRIT, 7/8" HOLE, 3/PK  |
| 26122        | 4", 36 GRIT, 7/8" HOLE, 3/PK  |
| 26123        | 4", 50 GRIT, 7/8" HOLE, 3/PK  |
| 26124        | 4", 80 GRIT, 7/8" HOLE, 3/PK  |
| 26125        | 4", 100 GRIT, 7/8" HOLE, 3/PK |
| 26126        | 4", 120 GRIT, 7/8" HOLE, 3/PK |
| 26130        | 5", 16 GRIT, 7/8" HOLE, 3/PK  |
| 26131        | 5", 24 GRIT, 7/8" HOLE, 3/PK  |
| 26132        | 5", 36 GRIT, 7/8" HOLE, 3/PK  |
| 26133        | 5", 50 GRIT, 7/8" HOLE, 3/PK  |
| 26134        | 5", 80 GRIT, 7/8" HOLE, 3/PK  |
| 26135        | 5", 100 GRIT, 7/8" HOLE, 3/PK |
| 26136        | 5", 120 GRIT, 7/8" HOLE, 3/PK |
| 26140        | 7", 16 GRIT, 7/8" HOLE, 3/PK  |
| 26141        | 7", 24 GRIT, 7/8" HOLE, 3/PK  |
| 26142        | 7", 36 GRIT, 7/8" HOLE, 3/PK  |
| 26143        | 7", 50 GRIT, 7/8" HOLE, 3/PK  |
| 26144        | 7", 80 GRIT, 7/8" HOLE, 3/PK  |
| 26145        | 7", 100 GRIT, 7/8" HOLE, 3/PK |
| 26146        | 7", 120 GRIT, 7/8" HOLE, 3/PK |

See backing pads on page 84.



| MOUNTED GRINDING WHEELS |          |           |            |         |
|-------------------------|----------|-----------|------------|---------|
| MODEL                   | DIAMETER | THICKNESS | SHAFT      | MAX RPM |
| 26040                   | 1"       | 1"        | 1/4" ROUND | 3,450   |
| 26041                   | 1-1/2"   | 1"        | 1/4" ROUND | 3,450   |
| 26042                   | 2"       | 1/2"      | 1/4" ROUND | 3,450   |
| 26043                   | 2"       | 1/4"      | 1/4" ROUND | 3,450   |
| 26044                   | 2-1/2"   | 1/2"      | 1/4" ROUND | 3,450   |
| 26045                   | 2-1/2"   | 1/4"      | 1/4" ROUND | 3,450   |



**MOUNTED POINTS**  
1/4" Round Shanks

| <u>MODEL</u> | <u>TYPE</u> | <u>DESCRIPTION</u>                |
|--------------|-------------|-----------------------------------|
| 26150        | A25         | 1" ROUND BALL                     |
| 26151        | A38         | 1" X 1" CYLINDER, CONCAVE TOP     |
| 26152        | W220        | 1" X 1" CYLINDER, FLAT TOP        |
| 26153        | W218        | 1" X 1/2" CYLINDER, FLAT TOP      |
| 26154        | A2          | 1" X 1/4" CONE                    |
| 26155        | A15         | 1/4" X 1-1/16" CONE               |
| 26156        | A24         | 1/4" X 3/4" CYLINDER, ROUNDED TOP |
| 26157        | A4          | 1-1/4" X 1-1/4" CONE              |
| 26158        | A23         | 3/4" X 1" MOUNTED BALL            |
| 26159        | A12         | 3/4" X 1-1/4" CONE                |
| 26160        | A5          | 3/4" X 1-1/8" CONE                |
| 26161        | A11         | 7/8" X 2-3/4" CONE                |

**ROTARY FILES**  
1/4" Round Shanks



| <u>MODEL</u> | <u>DESCRIPTION</u>                |
|--------------|-----------------------------------|
| 26165        | 1/2" BALL                         |
| 26166        | 1/2" X 7/8" 14 DEGREE ANGLE CONE  |
| 26167        | 1/2" X 7/8" CYLINDRICAL BALL NOSE |
| 26168        | 1/2" X 7/8" CYLINDER              |
| 26169        | 1/2" X 7/8" ROUND TREE            |



**MANDREL AND CUT OFF WHEEL KIT, 1/4" AND 3/8" ARBORS**  
Includes Three 3" Type 1 Cut Off Wheels - Model 22001, 22002, and 22003  
MODEL 26182

**MANDREL SET FOR WHEELS WITH 1/4" AND 3/8" ARBORS**  
(No Cut Off Wheels, Mandrels Only)  
MODEL 26181



## BACKING PADS FOR SANDING DISCS

| <u>MODEL</u> | <u>DESCRIPTION</u>                        |
|--------------|---|
| 26178        | 5" X 5/8"-11NC BACKING PAD W/ SPINDLE NUT |
| 26179        | 7" X 5/8"-11NC BACKING PAD W/ SPINDLE NUT |



## ARBOR ADAPTERS

| <u>MODEL</u> | <u>DESCRIPTION</u>                  |
|--------------|-------------------------------------|
| 26175        | 5/8"-11NC TO M10X1.25 ARBOR ADAPTER |
| 26176        | 5/8"-11NC TO M10X1.50 ARBOR ADAPTER |



## TYPE 27 METAL BACK PLATE FOR 7" AND LARGER GRINDING WHEELS

MODEL 26239



## 5/8" - 11NC SPINDLE NUT REPLACEMENT

MODEL 26238



## BACKING PAD SPINDLE NUT WRENCH

MODEL 26180



LOCKING C-CLAMP PLIER, 6"  
MODEL 27002

LOCKING C-CLAMP PLIER, 11"  
MODEL 22059



2 JAW LOCKING PLIER

MODEL 27001



LOCKING SHEET METAL PLIER, 8"

MODEL 27003



FLEXIBLE HANDLE MAGNET  
34" Overall Length, Bends and Holds Any Position,  
1-1/2 Pounds of Magnetic Power

MODEL 27004



MAGNET HOLDERS

| <u>MODEL</u> | <u>DESCRIPTION</u>                     |
|--------------|--|
| 22060        | MEDIUM MAGNET HOLDER, 3-3/8" X 3-3/8"  |
| 27005        | LARGE MAGNET HOLDER, 4-3/8" X 4-3/8"   |
| 27006        | X-LARGE MAGNET HOLDER, 5-3/8" X 5-3/8" |



500 AMP MAGNETIC GROUND CLAMP

MODEL 27022



DOUBLE AXIS WELDING CLAMP

MODEL 27020



FLAT SOAPSTONE HOLDER

MODEL 22025



FLAT SOAPSTONE REFILLS

MODEL

22026

27023

DESCRIPTION

FLAT SOAPSTONE REFILL, 6/PK

FLAT SOAPSTONE REFILL, 144/PK



FLAT SOAPSTONE HOLDER WITH THREE FLAT SOAPSTONES

MODEL 27010



ROUND SOAPSTONE HOLDER

MODEL 27011



ROUND SOAPSTONE REFILLS

| <u>MODEL</u> | <u>DESCRIPTION</u>             |
|--------------|--------------------------------|
| 27009        | ROUND SOAPSTONE REFILL, 6/PK   |
| 27024        | ROUND SOAPSTONE REFILL, 144/PK |



MARKAL SILVER-STREAK® ROUND MARKER  
WITH 6 REFILLS  
MODEL 27016



MARKAL SILVER-STREAK® ROUND REFILLS, 6/PK  
MODEL 27018



PREMIUM SCRIBE  
Tungsten Carbide tip marks on all types of materials - even glass.

MODEL 27008



## MARKAL® STICK MARKERS

| <u>MODEL</u> | <u>DESCRIPTION</u>        |
|--------------|---------------------------|
| 27012        | YELLOW STICK MARKER, 2/PK |
| 27013        | WHITE STICK MARKER, 2/PK  |



HOT MAX PAINT MARKER DISPLAY WITH 72 MARKERS  
12 each of our best selling markers—white, yellow, orange, black, silver, and red.

MODEL 27040



## HOT MAX PAINT MARKERS

The safest and most versatile paint marker ever! Unsurpassed writing capability on oily, soapy, and wet surfaces including metals, coatings, plastics, glass, ceramics, and other non-porous surfaces. Xylene free, low chlorides, low halogens and does not contain any chemicals listed in California Prop 65. Marking temp range: -50° to 150° F (-46° to 66° C). Made in USA.


| <u>MODEL</u> | <u>DESCRIPTION</u>                  |
|--------------|-------------------------------------|
| 27015        | WHITE PAINT MARKER, PACKAGED, 1/PK  |
| 27030        | WHITE PAINT MARKER, BULK            |
| 27031        | BLACK PAINT MARKER, BULK            |
| 27032        | RED PAINT MARKER, BULK              |
| 27014        | YELLOW PAINT MARKER, PACKAGED, 1/PK |
| 27033        | YELLOW PAINT MARKER, BULK           |
| 27034        | SILVER PAINT MARKER, BULK           |
| 27035        | ORANGE PAINT MARKER, BULK           |



## FLAT BASTARD FILES

American standard pattern. High carbon steel construction for durability and long tool life. Coarse flat double cut for quick material removal. For use on steel and iron.

| <u>MODEL</u> | <u>DESCRIPTION</u>    |
|--------------|-----------------------|
| 27100        | 8" FLAT BASTARD FILE  |
| 27101        | 10" FLAT BASTARD FILE |
| 27102        | 12" FLAT BASTARD FILE |



## MILL BASTARD FILES

American standard pattern. High carbon steel construction for durability and long tool life. Coarse flat single cut for quick material removal. For use on steel and iron.

| <u>MODEL</u> | <u>DESCRIPTION</u>    |
|--------------|-----------------------|
| 27103        | 8" MILL BASTARD FILE  |
| 27104        | 10" MILL BASTARD FILE |
| 27105        | 12" MILL BASTARD FILE |



## HALF-ROUND BASTARD FILE

American standard pattern. High carbon steel construction for durability and long tool life. Coarse half-round double cut for quick material removal. For use on steel and iron.

| <u>MODEL</u> | <u>DESCRIPTION</u>          |
|--------------|-----------------------------|
| 27106        | 6" HALF-ROUND BASTARD FILE  |
| 27107        | 8" HALF-ROUND BASTARD FILE  |
| 27108        | 10" HALF-ROUND BASTARD FILE |



## ROUND BASTARD FILE

American standard pattern. High carbon steel construction for durability and long tool life. Coarse round double cut for quick material removal. For use on steel and iron.

| <u>MODEL</u> | <u>DESCRIPTION</u>     |
|--------------|------------------------|
| 27109        | 6" ROUND BASTARD FILE  |
| 27110        | 8" ROUND BASTARD FILE  |
| 27111        | 10" ROUND BASTARD FILE |



## SLIM TAPER FILES

American standard pattern. High carbon steel construction for durability and long tool life. Coarse single cut for quick material removal. For use on steel and iron.

| <u>MODEL</u> | <u>DESCRIPTION</u> |
|--------------|--------------------|
| 27112        | 7" SLIM TAPER FILE |
| 27113        | 6" SLIM TAPER FILE |



## CHAIN SAW FILES

American standard pattern. High carbon steel construction for durability and long tool life. Fine round single cut for quick material removal or sharpening. For general use on steel and iron or chain saw.

| <u>MODEL</u> | <u>DESCRIPTION</u>        |
|--------------|---------------------------|
| 27114        | 6" X 1/8" CHAIN SAW FILE  |
| 27115        | 6" X 5/32" CHAIN SAW FILE |
| 27116        | 8" X 3/16" CHAIN SAW FILE |
| 27117        | 8" X 7/32" CHAIN SAW FILE |



**200 AMP COPPER PLATED BATTERY CHARGER CLAMPS**  
Standard duty clamps for use with up to #8 gauge cable.

MODEL 27207



**500 AMP COPPER PLATED BATTERY CHARGER CLAMPS**  
Heavy duty clamps for use with up to #2 gauge cable.

MODEL 27208



## TAP MAGIC CUTTING FLUID

Great all around cutting fluid for use with many different metals including mild steel, stainless steel, and aluminum

Great for cutting, drilling, tapping, or threading metal components

Ozone-friendly formula contains no 1,1,1 tri-chloroethane

Not for sale in California

Made in USA

MODEL 27050

Handy 4 ounce container

MODEL 27051

Larger 16 ounce container is perfect for power users and large projects



## ZINC GALVANIZING COATING, 13 OZ SPRAY CAN

Made in USA

MODEL 27000

## TRU-FLATE® STYLE MALE PLUGS

Tru-Flate® (T) style plug with male national pipe thread (NPT) connection. Steel construction, 300 PSI max pressure, for compressed air only.



| <u>MODEL</u> | <u>DESCRIPTION</u>                            |
|--------------|---|
| 28000        | Tru-Flate® 1/4" x 1/4" Male NPT Plug, Clam    |
| 28110        | Tru-Flate® 1/4" x 1/4" Male NPT Plug, Bulk    |
| 28130        | Tru-Flate® 1/4" x 1/4" Male NPT Plug, 10 Pack |
| 28002        | Tru-Flate® 1/4" x 3/8" Male NPT Plug          |
| 28004        | Tru-Flate® 3/8" x 3/8" Male NPT Plug          |
| 28006        | Tru-Flate® 3/8" x 1/4" Male NPT Plug          |

## TRU-FLATE® STYLE FEMALE PLUGS

Tru-Flate® (T) style plug with female national pipe thread (NPT) connection. Steel construction, 300 PSI max pressure, for compressed air only.



| <u>MODEL</u> | <u>DESCRIPTION</u>                              |
|--------------|---|
| 28001        | Tru-Flate® 1/4" x 1/4" Female NPT Plug, Clam    |
| 28111        | Tru-Flate® 1/4" x 1/4" Female NPT Plug, Bulk    |
| 28131        | Tru-Flate® 1/4" x 1/4" Female NPT Plug, 10 Pack |
| 28003        | Tru-Flate® 1/4" x 3/8" Female NPT Plug          |
| 28005        | Tru-Flate® 3/8" x 3/8" Female NPT Plug          |
| 28007        | Tru-Flate 3/8" x 1/4" Female NPT Plug           |

## TRU-FLATE® STYLE MALE COUPLERS

Tru-Flate® (T) style couplers with male national pipe thread (NPT) connection. Steel construction, 300 PSI max pressure, for compressed air only.



| <u>MODEL</u> | <u>DESCRIPTION</u>                              |
|--------------|---|
| 28008        | Tru-Flate® 1/4" x 1/4" Male NPT Coupler, Clam   |
| 28112        | Tru-Flate® 1/4" x 1/4" Male NPT Coupler, Bulk   |
| 28132        | Tru-Flate® 1/4" x 1/4" Male NPT Coupler, 4 Pack |
| 28011        | Tru-Flate® 3/8" x 3/8" Male NPT Coupler         |



## TRU-FLATE® FEMALE COUPLERS

Tru-Flate® (T) style couplers with female national pipe thread (NPT) connection. Steel construction, 300 PSI max pressure, for compressed air only.

| <u>MODEL</u> | <u>DESCRIPTION</u>                               |
|--------------|--|
| 28009        | Tru-Flate 1/4" x 1/4" Female NPT Coupler, Clam   |
| 28113        | Tru-Flate 1/4" x 1/4" Female NPT Coupler, Bulk   |
| 28133        | Tru-Flate 1/4" x 1/4" Female NPT Coupler, 4 Pack |
| 28010        | Tru-Flate 1/4" x 3/8" Female NPT Coupler         |
| 28012        | Tru-Flate 3/8" x 3/8" Female NPT Coupler         |
| 28013        | Tru-Flate 3/8" x 1/4" Female NPT Coupler         |



## TRU-FLATE® 1/4" PLUG AND COUPLER SET

Tru-Flate® (T) style plug and coupler set with 1/4" national pipe thread (NPT) connection. Steel construction, 300 PSI max pressure, for compressed air only.

MODEL 28014



## INDUSTRIAL/MILTON® STYLE MALE PLUGS

Industrial/Milton® (I/M) style plug with male national pipe thread (NPT) connection. Steel construction, 300 PSI max pressure, for compressed air only.

| <u>MODEL</u> | <u>DESCRIPTION</u>                                    |
|--------------|---|
| 28015        | Industrial/Milton® 1/4" x 1/4" Male NPT Plug, Clam    |
| 28114        | Industrial/Milton® 1/4" x 1/4" Male NPT Plug, Bulk    |
| 28134        | Industrial/Milton® 1/4" x 1/4" Male NPT Plug, 10 Pack |
| 28018        | Industrial/Milton® 1/4" x 3/8" Male NPT Plug          |
| 28019        | Industrial/Milton® 3/8" x 3/8" Male NPT Plug          |
| 28021        | Industrial/Milton® 3/8" x 1/4" Male NPT Plug          |

## INDUSTRIAL/MILTON® STYLE FEMALE PLUGS

Industrial/Milton® (I/M) style plug with female national pipe thread (NPT) connection. Steel construction, 300 PSI max pressure, for compressed air only.



| <u>MODEL</u> | <u>DESCRIPTION</u>                                      |
|--------------|---|
| 28016        | Industrial/Milton® 1/4" x 1/4" Female NPT Plug, Clam    |
| 28115        | Industrial/Milton® 1/4" x 1/4" Female NPT Plug, Bulk    |
| 28135        | Industrial/Milton® 1/4" x 1/4" Female NPT Plug, 10 Pack |
| 28020        | Industrial/Milton® 3/8" x 3/8" Female NPT Plug          |
| 28022        | Industrial/Milton® 3/8" x 1/4" Female NPT Plug          |

## INDUSTRIAL/MILTON® STYLE MALE COUPLERS

Industrial/Milton® (I/M) style couplers with male national pipe thread (NPT) connection. Steel construction, 300 PSI max pressure, for compressed air only.



| <u>MODEL</u> | <u>DESCRIPTION</u>                                      |
|--------------|---|
| 28023        | Industrial/Milton® 1/4" x 1/4" Male NPT Coupler, Clam   |
| 28116        | Industrial/Milton® 1/4" x 1/4" Male NPT Coupler, Bulk   |
| 28136        | Industrial/Milton® 1/4" x 1/4" Male NPT Coupler, 4 Pack |
| 28028        | Industrial/Milton® 3/8" x 3/8" Male NPT Coupler         |

## INDUSTRIAL/MILTON® STYLE FEMALE COUPLERS

Industrial/Milton® (I/M) style couplers with female national pipe thread (NPT) connection. Steel construction, 300 PSI max pressure, for compressed air only.



| <u>MODEL</u> | <u>DESCRIPTION</u>  |
|--------------|---|
| 28024        | Industrial/Milton® 1/4" x 1/4" Female NPT Coupler, Clam   |
| 28117        | Industrial/Milton® 1/4" x 1/4" Female NPT Coupler, Bulk   |
| 28137        | Industrial/Milton® 1/4" x 1/4" Female NPT Coupler, 4 Pack |
| 28027        | Industrial/Milton® 1/4" x 3/8" Female NPT Coupler         |
| 28029        | Industrial/Milton® 3/8" x 3/8" Female NPT Coupler         |



**INDUSTRIAL/MILTON® STYLE 1/4" PLUG & COUPLER SET**  
Industrial/Milton® (I/M) style plug and coupler set with 1/4" national pipe thread (NPT) connections. Steel construction, 300 PSI max pressure, for compressed air only.

MODEL 28030



**INDUSTRIAL/MILTON® STYLE PUSH COUPLER**  
Industrial/Milton® (I/M) style 1/4" push coupler with 1/4" female national pipe thread (NPT) connection. Steel construction, 300 PSI max pressure, for compressed air only.

MODEL 28026



**INDUSTRIAL/MILTON® STYLE BARBED PLUG**  
Industrial/Milton® (I/M) style 1/4" plug with 1/4" barbed connection. Steel construction, 300 PSI max pressure, for compressed air only.

MODEL 28017



**INDUSTRIAL/MILTON® STYLE BARBED COUPLER**  
Industrial/Milton® (I/M) style 1/4" coupler with 1/4" barbed connection. Steel construction, 300 PSI max pressure, for compressed air only.

MODEL 28025



## LINCOLN® STYLE MALE PLUG

Lincoln® (L) style 1/4" plug with 1/4" male national pipe thread (NPT) connection. Steel construction, 300 PSI max pressure, for compressed air only.

MODEL 28031



## LINCOLN® STYLE FEMALE PLUG

Lincoln® (L) style 1/4" plug with 1/4" female national pipe thread (NPT) connection. Steel construction, 300 PSI max pressure, for compressed air only.

MODEL 28032



## LINCOLN® STYLE MALE COUPLER

Lincoln® (L) style 1/4" coupler with 1/4" male national pipe thread (NPT) connection. Steel construction, 300 PSI max pressure, for compressed air only.

MODEL 28033



## LINCOLN® STYLE FEMALE COUPLER

Lincoln® (L) style 1/4" coupler with 1/4" female national pipe thread (NPT) connection. Steel construction, 300 PSI max pressure, for compressed air only.

MODEL 28034



## ARO® STYLE MALE PLUG

ARO® (A) style 1/4" plug with 1/4" male national pipe thread (NPT) connection. Steel construction, 300 PSI max pressure, for compressed air only.

MODEL 28035



### ARO® STYLE FEMALE PLUG

ARO® (A) style 1/4" plug with 1/4" female national pipe thread (NPT) connection. Steel construction, 300 PSI max pressure, for compressed air only.

MODEL 28036



### ARO® STYLE MALE COUPLER

ARO® (A) style 1/4" coupler with 1/4" male national pipe thread (NPT) connection. Steel construction, 300 PSI max pressure, for compressed air only.

MODEL 28037



### ARO® STYLE FEMALE COUPLER

ARO® (A) style 1/4" coupler with 1/4" female national pipe thread (NPT) connection. Steel construction, 300 PSI max pressure, for compressed air only.

MODEL 28038



### ARO® STYLE PLUG AND COUPLER SET

ARO® (A) style 1/4" plug and coupler with 1/4" national pipe thread (NPT) connections. Steel construction, 300 PSI max pressure, for compressed air only.

MODEL 28039



### UNIVERSAL MALE COUPLER

Universal (U) 1/4" coupler with 1/4" male national pipe thread (NPT) connection. Steel construction, 300 PSI max pressure, for compressed air only. Works with Tru-Flate®, Industrial/Milton®, and ARO® style plugs. Does not work with Lincoln® style plugs.

| <u>MODEL</u> | <u>DESCRIPTION</u>                             |
|--------------|--|
| 28040        | Universal 1/4" x 1/4" Male NPT Coupler, Clam   |
| 28118        | Universal 1/4" x 1/4" Male NPT Coupler, Bulk   |
| 28138        | Universal 1/4" x 1/4" Male NPT Coupler, 4 Pack |



## UNIVERSAL FEMALE COUPLER

Universal (U) 1/4" coupler with 1/4" female national pipe thread (NPT) connection. Steel construction, 300 PSI max pressure, for compressed air only. Works with Tru-Flate®, Industrial/Milton®, and ARO® style plugs. Does not work with Lincoln® style plugs.

| <u>MODEL</u> | <u>DESCRIPTION</u>                               |
|--------------|--|
| 28041        | Universal 1/4" x 1/4" Female NPT Coupler, Clam   |
| 28119        | Universal 1/4" x 1/4" Female NPT Coupler, Bulk   |
| 28139        | Universal 1/4" x 1/4" Female NPT Coupler, 4 Pack |



## SAFETY BLOW GUNS WITH RUBBER TIP

Vented nozzle meets OSHA Program Directive #100-1 for reduction of air pressure below 30 PSI for cleaning purposes. 1/4" female NPT inlet, 150 PSI max, 10.5 SCFM at 100 PSI. For compressed air only.

| <u>MODEL</u> | <u>DESCRIPTION</u>                 |
|--------------|------------------------------------|
| 28108        | 2' SAFETY BLOW GUN WITH RUBBER TIP |
| 28109        | 4' SAFETY BLOW GUN WITH RUBBER TIP |



## BLOW GUN WITH RUBBER TIP

1/4" female NPT inlet. For compressed air only, 150 PSI max.

MODEL 28046



## BUTTON TYPE BLOW GUN

Vented nozzle meets OSHA Program Directive #100-1 for reduction of air pressure below 30 PSI for cleaning purposes. 1/4" female NPT inlet. For compressed air only, 150 PSI max.

MODEL 28047



**INDUSTRIAL/MILTON® STYLE ADJUSTABLE POCKET BLOW GUN**  
Industrial/Milton® (I/M) style plug will adjust from very low flow to very high flow. Meets OSHA Program Directive #100-1 for reduction of air pressure below 30 PSI for cleaning purposes.

MODEL 28048



**HEAVY DUTY DUAL FOOT AIR CHUCK**

Dual foot chuck with built in shut off valve. 1/4" female NPT inlet. Steel construction, 150 PSI max pressure, for compressed air only.

MODEL 28049



**DIRECT LINE AIR CHUCK WITH CLIP**

Direct line air chuck with built in shut off. 1/4" female NPT inlet. Steel construction, 150 PSI max pressure, for compressed air only.

MODEL 28050



**DIRECT LINE AIR CHUCK**

Direct line air chuck with built in shut off. 1/4" female NPT inlet. Brass construction, 150 PSI max pressure, for compressed air only. Not for use with inflator gauges.

MODEL 28051



**DIRECT LINE AIR CHUCK**

Direct line air chuck with built in shut off. 1/4" hose barb connection. Brass construction, 150 PSI max pressure, for compressed air only. Not for use with inflator gauges.

MODEL 28053



## AIR CHUCK CLIP

Convert standard direct line air chuck to a clip on chuck. Works with Hot Max model 28051 and 28053 air chucks and most other manufacturers' air chucks. For compressed air only.

MODEL 28052



## ANGLED TIRE GAUGES

Precision manufactured tire gauges provide accuracy and performance for the most demanding users. Metal casing with clip. For compressed air only.

| <u>MODEL</u> | <u>DESCRIPTION</u>              |
|--------------|---------------------------------|
| 28054        | Angled Tire Gauge, 10 - 50 PSI  |
| 28055        | Angled Tire Gauge, 20 - 120 PSI |



## TIRE INFLATOR WITH GAUGES

Precision manufactured tire inflators provide accuracy and performance for the most demanding users. 12" hose with dual foot chuck allows for easy tire filling. 10 - 120 PSI in 2 pound increments on the gauge. 1/4" NPT female inlet. For compressed air only.



| <u>MODEL</u> | <u>DESCRIPTION</u>                                   |
|--------------|--|
| 28056        | Heavy Duty Tire Inflator with Gauge, 10 - 120 PSI    |
| 28057        | Standard Duty Tire Inflator with Gauge, 10 - 120 PSI |



## SCREWDRIVER VALVE CAPS, 4/PK

Screwdriver type valve caps for standard valves. Screwdriver top for removing or inserting valve cores.

MODEL 28058



## TIRE VALVE REPAIR TOOL

Repairs core and stem threads, extracts broken cores, removes valve cores.

MODEL 28059



### DIAL TIRE GAUGE

10 - 60 PSI in 2 pound increments. Automatic reset and pressure release valve. For compressed air only.

MODEL 28060



### MINI FILTER WITH 1/4" NPT CONNECTIONS

5 micron filter with 1/4" female NPT connections. Manual drain with overflow valve. Max working pressure is 150 PSI. Rated flow is 53 SCFM (1500 l/min). For compressed air only.

MODEL 28061



### MINI REGULATOR WITH 1/4" NPT CONNECTIONS

Mini regulator with 1/4" female NPT connections. Pressure range is 5 to 125 PSI with locking adjustment knob. Max working pressure is 125 PSI. Rated flow is 16 SCFM (450 l/min). Comes with mounting bracket. For compressed air only.

MODEL 28062



### FULL SIZE FILTER WITH 3/8" NPT CONNECTIONS

5 micron filter with 3/8" female NPT connections. Manual drain with overflow valve. Max working pressure is 150 PSI. Rated flow is 73 SCFM (2000 l/min). Comes with mounting bracket. For compressed air only.

MODEL 28063



## FULL SIZE REGULATOR WITH 3/8" NPT CONNECTIONS

Full size regulator with 3/8" female NPT connections. Pressure range is 5 to 150 PSI with locking adjustment knob. Max working pressure is 150 PSI. Rated flow is 88 SCFM (2500 l/min). Comes with mounting bracket. For compressed air only.

MODEL 28064



## FULL SIZE LUBRICATOR WITH 3/8" NPT CONNECTIONS

Full size lubricator with 3/8" female NPT connections. Max working pressure is 230 PSI. Rated flow is 95 SCFM (2700 l/min). Comes with mounting bracket. For compressed air only.

MODEL 28065



## AIR COMPRESSOR TANK DRAIN COCKS

Brass construction for long service life. For compressed air only.

| <u>MODEL</u> | <u>DESCRIPTION</u>                        |
|--------------|---|
| 28066        | Compressor Tank Drain Cock, 1/8" Male NPT |
| 28067        | Compressor Tank Drain Cock, 1/4" Male NPT |



## SAFETY VALVE FOR AIR COMPRESSORS

Brass construction for long service life. 1/4" male NPT connection. 150 PSI set point. Max flow rating is 136 SCFM. For compressed air only.

MODEL 28072



REPLACEMENT AIR PRESSURE GAUGE  
2" dial with 1/4" NPT bottom mount. 0 - 160 PSI with 5 PSI incremental markings. For compressed air only.

MODEL 28068



REPLACEMENT AIR PRESSURE GAUGE  
1-1/2" dial with 1/8" NPT rear mount. 0 - 160 PSI with 5 PSI incremental markings. For compressed air only.

MODEL 28069



AIR COMPRESSOR PRESSURE SWITCH  
Square D Pumptrol switch with auto unloader. Low set point: 95 PSI, high set point: 125 PSI. Single phase contacts rated at 1-1/2 HP @ 120V, 2 HP @ 240V. For compressed air only.

MODEL 28070



AIR COMPRESSOR PRESSURE SWITCH WITH AUTO/OFF LEVER  
Square D Pumptrol switch with auto unloader. Low set point: 95 PSI, high set point: 125 PSI. Single phase contacts rated at 1-1/2 HP @ 120V, 2 HP @ 240V. For compressed air only.

MODEL 28071



PVC AIR HOSE  
Brass male NPT fittings and ferrels. 300 PSI max working pressure, 1,200 PSI burst pressure. Temp range is 25 - 150° F (-4 to 65° C). For compressed air only.

| <u>MODEL</u> | <u>DESCRIPTION</u>                         |
|--------------|--|
| 28143        | 1/4" BLUE PVC AIR HOSE, 1/4" MALE NPT, 25' |
| 28144        | 1/4" BLUE PVC AIR HOSE, 1/4" MALE NPT, 50' |
| 28140        | 3/8" RED PVC AIR HOSE, 1/4" MALE NPT, 25'  |
| 28141        | 3/8" RED PVC AIR HOSE, 1/4" MALE NPT, 50'  |
| 28142        | 3/8" RED PVC AIR HOSE, 1/4" MALE NPT, 100' |



# AIR FITTINGS



## NYLON RECOIL AIR HOSE

Brass male 1/4" NPT fittings and ferrels with swivels. 200 PSI max working pressure. Temperature range: 20 - 175° F. For compressed air only.

| <u>MODEL</u> | <u>DESCRIPTION</u>              |
|--------------|---------------------------------|
| 28079        | 1/4" NYLON RECOIL AIR HOSE, 12' |
| 28080        | 1/4" NYLON RECOIL AIR HOSE, 25' |



## 18" LEADER HOSE

18" rubber leader hose with 1/4" male NPT brass fittings. 200 PSI max working pressure. For compressed air only.

MODEL 28081



## DIRECT AIR LINE REPAIR KIT FOR 1/4" HOSE

Kit includes brass direct air line chuck with 1/4" female NPT connection, brass 1/4" barbed hose splicer, brass 1/4" barbed hose to 1/4" male NPT adapter, and three hose clamps. For compressed air only.

MODEL 28082



## UNIVERSAL 360° SWIVEL WITH 1/4" NPT FITTINGS

Swivel helps air lines from getting tangled and twisted. Brass and steel construction. For compressed air only.

MODEL 28083



**INLINE 360° SWIVEL WITH 1/4" NPT FITTINGS**  
Swivel helps air lines from getting tangled and twisted. Plated steel construction. For compressed air only.

MODEL 28084



**90° SWIVEL WITH 1/4" NPT FITTINGS**  
Swivel helps air lines from getting tangled and twisted. Brass construction. For compressed air only.

MODEL 28085



**BARBED HOSE SPLICERS**  
Solid brass construction.

| <u>MODEL</u> | <u>DESCRIPTION</u>                |
|--------------|-----------------------------------|
| 28086        | BARBED HOSE SPLICER FOR 1/4" HOSE |
| 28087        | BARBED HOSE SPLICER FOR 3/8" HOSE |



**BARBED HOSE ADAPTER**  
Solid brass construction.

| <u>MODEL</u> | <u>DESCRIPTION</u>                        |
|--------------|---|
| 28088        | BARBED HOSE ADAPTER, 1/4" NPT X 1/4" BARB |
| 28089        | BARBED HOSE ADAPTER, 1/4" NPT X 3/8" BARB |



**BARBED HOSE ADAPTER**  
Solid brass construction.

| <u>MODEL</u> | <u>DESCRIPTION</u>                        |
|--------------|---|
| 28090        | BARBED HOSE ADAPTER, 1/4" NPT X 1/4" BARB |
| 28091        | BARBED HOSE ADAPTER, 1/4" NPT X 3/8" BARB |
| 28092        | BARBED HOSE ADAPTER, 3/8" NPT X 3/8" BARB |



HOSE COUPLING, 1/4" MALE NPT  
Solid brass construction.

MODEL 28093



HOSE COUPLING, 1/4" FEMALE NPT  
Solid brass construction.

MODEL 28094



REDUCING COUPLING, 1/4" MALE NPT X 3/8" MALE NPT  
Solid brass construction.

MODEL 28095



REDUCING COUPLING, 1/4" MALE NPT X 3/8" FEMALE NPT  
Solid brass construction.

MODEL 28096



BRASS BUSHINGS  
NPT threads. Solid brass construction.

| <u>MODEL</u> | <u>DESCRIPTION</u>                     |
|--------------|--|
| 28097        | BRASS BUSHING, 1/8" FEMALE X 1/4" MALE |
| 28098        | BRASS BUSHING, 1/4" FEMALE X 3/8" MALE |
| 28099        | BRASS BUSHING, 3/8" FEMALE X 1/2" MALE |



**BALL END ADAPTER**  
1/4" male NPT x 1/4" male ball socket (NPT threads).  
Solid brass construction.

MODEL 28100



**BRASS TEE, 1/4" NPT**  
Solid brass construction. 150 PSI rated.

MODEL 28101



**BRASS TEE, 3/8" NPT**  
Solid brass construction. 150 PSI rated.

MODEL 28102



**BRASS CROSS, 1/4" NPT**  
Solid brass construction. 150 PSI rated.

MODEL 28103



**BRASS CROSS, 3/8" NPT**  
Solid brass construction. 150 PSI rated.

MODEL 28104



**BRASS TRIPOD MANIFOLD**  
(1) 1/4" female NPT inlet, (3) 1/4" female NPT outlets. Solid brass construction. 150 PSI rated.

MODEL 28105



**FLAT BRASS MANIFOLD**  
(1) 1/4" female NPT inlet, (3) 1/4" female NPT outlets. Solid brass construction. 150 PSI rated.

MODEL 28106



### TEST BAR FOR COUPLERS

One each of the Tru-Flate®, Industrial/Milton®, Lincoln®, and ARO® style 1/4" plugs makes it easy to identify which style plug or coupler you need. The stamped style name and color coding also helps with the identification.

MODEL 28042

Tru-Flate® is a registered trademark of Plews & Edlmann. KDAR is not affiliated with Plews & Edlmann and these products are not manufactured by Plews & Edlmann.

Milton® is a registered trademark of Milton Industries. KDAR is not affiliated with Milton Industries and these products are not manufactured by Milton Industries.

ARO® is a registered trademark of Ingersoll-Rand Company. KDAR is not affiliated with Ingersoll-Rand Company and these products are not manufactured by Ingersoll-Rand Company.

Lincoln® is a registered trademark of Lincoln Industrial Group. KDAR is not affiliated with Lincoln Industrial Group and these products are not manufactured by Lincoln Industrial Group.



**HOT MAX BULK AIR FITTING BIN MERCHANDISER  
MODEL 28903**

| QTY | MODEL | DESCRIPTION                                       |
|-----|-------|---|
| 10  | 28110 | TRU-FLATE® 1/4" X 1/4" MALE NPT PLUG              |
| 10  | 28111 | TRU-FLATE® 1/4" X 1/4" FEMALE NPT PLUG            |
| 10  | 28112 | TRU-FLATE® 1/4" X 1/4" MALE NPT COUPLER           |
| 10  | 28113 | TRU-FLATE® 1/4" X 1/4" FEMALE NPT COUPLER         |
| 30  | 28114 | INDUSTRIAL/MILTON® 1/4" X 1/4" MALE NPT PLUG      |
| 30  | 28115 | INDUSTRIAL/MILTON® 1/4" X 1/4" FEMALE NPT PLUG    |
| 20  | 28116 | INDUSTRIAL/MILTON® 1/4" X 1/4" MALE NPT COUPLER   |
| 20  | 28117 | INDUSTRIAL/MILTON® 1/4" X 1/4" FEMALE NPT COUPLER |
| 5   | 28118 | UNIVERSAL 1/4" X 1/4" MALE NPT COUPLER            |
| 5   | 28119 | UNIVERSAL 1/4" X 1/4" FEMALE NPT COUPLER          |



QUICK CONNECT PRESSURE WASHER NOZZLE, BLACK  
Black color nozzle produces a 65° spray pattern which is considered a soap nozzle. It produces a very wide spray pattern for applying soap, cleaners, or other chemicals in a wide area. 1/4" quick connector and size 4.0 orifice for use with most pressure washers. 4000 PSI rated.

MODEL 29014



QUICK CONNECT PRESSURE WASHER NOZZLE, WHITE  
White color nozzle produces a 40° spray pattern which is considered a wash nozzle. It produces a wide spray pattern for washing and rinsing. 1/4" quick connector and size 4.5 orifice for use with most pressure washers. 5075 PSI rated.

MODEL 29012



QUICK CONNECT PRESSURE WASHER NOZZLE, GREEN  
Green color nozzle produces a 25° spray pattern which is considered a flushing nozzle. It produces a medium spray pattern for flushing and rinsing with more power than the white washing nozzle. 1/4" quick connector and size 4.5 orifice for use with most pressure washers.

MODEL 29011



QUICK CONNECT PRESSURE WASHER NOZZLE, YELLOW  
Yellow color nozzle produces a 15° spray pattern which is considered a chiseling nozzle. It produces a narrow spray pattern for heavy cleaning and surface preparation. 1/4" quick connector for use with most pressure washers. 5075 PSI rated.

| <u>MODEL</u> | <u>DESCRIPTION</u>                   |
|--------------|--------------------------------------|
| 29009        | QUICK CONNECT NOZZLE, 15° X 4.5 SIZE |
| 29010        | QUICK CONNECT NOZZLE, 15° X 5.5 SIZE |



QUICK CONNECT PRESSURE WASHER NOZZLE, RED  
Red color nozzle produces a 0° spray pattern which is considered a blasting nozzle. It produces a very narrow (pin point) spray pattern for blasting heavy cleaning areas in a very concentrated area. This nozzle will damage painted surfaces and wood if not used carefully. 1/4" quick connector and size 4.5 orifice for use with most pressure washers. 5075 PSI rated.

MODEL 29013

**QUICK CONNECT PRESSURE WASHER NOZZLE SET**

1 each of our pressure washer nozzles for a total of 5 nozzles. 1/4" quick connector for use with most pressure washers. 5075 PSI rated.

MODEL

29015

29016

DESCRIPTION

QUICK CONNECT NOZZLE SET, SIZE 4.0

QUICK CONNECT NOZZLE SET, SIZE 4.5



**PRESSURE WASHER SCREW COUPLERS, M22F X 1/4" FNPT**  
Female M22 metric threads to 1/4" female NPT. Brass construction, 300° F (149° C) max temperature rating, and 4000 PSI pressure rated. For use with most pressure washers.

MODEL 29000



**PRESSURE WASHER SCREW COUPLERS, M22F X 1/4" MNPT**  
Female M22 metric threads to 1/4" male NPT. Brass construction, 300° F (149° C) max temperature rating, and 4000 PSI pressure rated. For use with most pressure washers.

MODEL 29001



**PRESSURE WASHER SCREW COUPLERS, M22F X 3/8" FNPT**  
Female M22 metric threads to 3/8" female NPT. Steel construction, 300° F (149° C) max temperature rating, and 4000 PSI pressure rated. For use with most pressure washers.

MODEL 29002



**PRESSURE WASHER SCREW COUPLERS, M22F X 3/8" MNPT**  
Female M22 metric threads to 3/8" male NPT. Brass construction, 300° F (149° C) max temperature rating, and 4000 PSI pressure rated. For use with most pressure washers.

MODEL 29003



PRESSURE WASHER SCREW NIPPLES, M22M X 1/4" FNPT  
Male M22 metric threads to 1/4" female NPT. Solid brass construction, 300° F (149° C) max temperature rating, and 4000 PSI pressure rated. For use with most pressure washers.

MODEL 29004



PRESSURE WASHER SCREW NIPPLES, M22M X 1/4" MNPT  
Male M22 metric threads to 1/4" male NPT. Solid brass construction, 300° F (149° C) max temperature rating, and 4000 PSI pressure rated. For use with most pressure washers.

MODEL 29005



PRESSURE WASHER SCREW NIPPLES, M22M X 3/8" FNPT  
Male M22 metric threads to 3/8" female NPT. Solid brass construction, 300° F (149° C) max temperature rating, and 4000 PSI pressure rated. For use with most pressure washers.

MODEL 29006



PRESSURE WASHER SCREW NIPPLES, M22M X 3/8" MNPT  
Male M22 metric threads to 3/8" male NPT. Solid brass construction, 300° F (149° C) max temperature rating, and 4000 PSI pressure rated. For use with most pressure washers.

MODEL 29007



PRESSURE WASHER SCREW NIPPLES, M22M X 1/4" FNPT  
LONG  
Male M22 metric threads to 1/4" female NPT. Solid brass construction, 300° F (149° C) max temperature rating, and 4000 PSI pressure rated. For use with most pressure washers.

MODEL 29008

**QUICK COUPLER MALE SOCKET**

Quick coupler to male NPT threads. Solid brass construction, 300° F (149° C) max temperature rating, and 4000 PSI pressure rated. For use with most pressure washers.

| <u>MODEL</u> | <u>DESCRIPTION</u>                       |
|--------------|--|
| 29018        | 1/4" QUICK CONNECT SOCKET, 1/4" MALE NPT |
| 29020        | 3/8" QUICK CONNECT SOCKET, 3/8" MALE NPT |

**QUICK COUPLER FEMALE SOCKET**

Quick coupler to female NPT threads. Solid brass construction, 300° F (149° C) max temperature rating, and 4000 PSI pressure rated. For use with most pressure washers.

| <u>MODEL</u> | <u>DESCRIPTION</u>                       |
|--------------|--|
| 29019        | 1/4" QUICK CONN. SOCKET, 1/4" FEMALE NPT |
| 29021        | 3/8" QUICK CONN. SOCKET, 3/8" FEMALE NPT |

**1/4" QUICK COUPLER X M22F ADAPTER**

1/4" quick coupler to female M22 metric threads. Solid brass construction, 300° F (149° C) max temperature rating, and 4000 PSI pressure rated. For use with most pressure washers.

MODEL 29017

**QUICK COUPLER MALE PLUG**

Quick coupler to male NPT threads. Plated steel construction, 300° F (149° C) max temperature rating, and 4000 PSI pressure rated. For use with most pressure washers.

| <u>MODEL</u> | <u>DESCRIPTION</u>                     |
|--------------|--|
| 29022        | 1/4" QUICK COUPLER PLUG, 1/4" MALE NPT |
| 29024        | 3/8" QUICK COUPLER PLUG, 3/8" MALE NPT |

**QUICK COUPLER FEMALE PLUG**

Quick coupler to female NPT threads. Plated steel construction, 300° F (149° C) max temperature rating, and 4000 PSI pressure rated. For use with most pressure washers.

| <u>MODEL</u> | <u>DESCRIPTION</u>                       |
|--------------|--|
| 29023        | 1/4" QUICK COUPLER PLUG, 1/4" FEMALE NPT |
| 29025        | 3/8" QUICK COUPLER PLUG, 3/8" FEMALE NPT |



**SEWER NOZZLE, 1/4" NPT, SIZE 5.0 ORIFICE**  
 Stainless steel construction, 300° F (149° C) max temperature rating, and 5075 PSI pressure rated. For use with most pressure washers.

MODEL 29026



**SEWER NOZZLE, 1/8" NPT, SIZE 5.0 ORIFICE**  
 Stainless steel construction, 300° F (149° C) max temperature rating, and 5075 PSI pressure rated. For use with most pressure washers.

MODEL 29027



**ROTATING SEWER NOZZLE, 1/4" NPT, SIZE 5.0 ORIFICE**  
 Stainless steel and brass construction, 300° F (149° C) max temperature rating, and 4000 PSI pressure rated. For use with most pressure washers.

MODEL 29028



**ROTATING TURBO NOZZLE**  
 Rotating turbo nozzles are essentially a 0° nozzle that rotates around to clean a larger area than a normal 0° blasting nozzle would. 1/4" female NPT inlet, brass construction, and 212° F (100° C) max temperature rating. For use with most pressure washers.

| <u>MODEL</u> | <u>DESCRIPTION</u>               |
|--------------|----------------------------------|
| 29029        | TURBO NOZZLE, SIZE 4.0, 4000 PSI |
| 29030        | TURBO NOZZLE, SIZE 4.0, 5100 PSI |



**TURBO NOZZLE FILTER**  
 1/4" quick connect filter protects your turbo nozzle from sediment or other debris in your water line. Stainless steel and brass construction, 190° F (88° C) max temperature rating, and 5075 PSI pressure rated. For use with most pressure washer turbo nozzles.

MODEL 29031



**PRESSURE WASHER REPLACEMENT SPRAY GUN**  
3/8" female NPT inlet, 1/4" female NPT outlet, 300° F (149° C) max temperature rating, and 4000 PSI pressure rated. For use with most pressure washers.

MODEL 29032



**36" PRESSURE WASHER LANCE WITH MOLDED GRIP**  
Molded grip for comfort, 1/4" male NPT inlet and outlet, plated steel construction, 300° F (149° C) max temperature rating, and 5100 PSI pressure rated. For use with most pressure washers.

MODEL 29033



**REPLACEMENT SIDE HANDLE FOR LANCE**  
For use with any 1/4" pressure washer lance.

MODEL 29035



**SOAP STRAINER**  
Works with 1/4" and 3/8" hoses to prevent debris from entering pressure washer pump. For use with most pressure washers.

MODEL 29036



**INLINE WATER STRAINER**  
Prevents sediment or debris from entering pressure washer pump. Standard female hose (GHT) connection inlet, 1/2" male NPT outlet. For use with most pressure washers.

MODEL 29037



**HIGH PRESSURE REPLACEMENT HOSE, 3/8" X 50', 4000 PSI**  
 Heavy rubber jacket will provide years of service. 3/8" male NPT inlet and outlet, 212° F (100° C) max temperature rating, 4000 PSI pressure rated, and heavy bend protectors at each end. For use with most pressure washers.

MODEL 29038



**PRESSURE WASHER REPLACEMENT HOSES**  
 M22 female inlet and outlet couplers, 212° F (100° C) max temperature rating, and 2600 PSI pressure rated. For use with most pressure washers.

| <u>MODEL</u> | <u>DESCRIPTION</u>                     |
|--------------|--|
| 29039        | REPLACEMENT HOSE, 1/4" X 25', 2600 PSI |
| 29040        | REPLACEMENT HOSE, 1/4" X 50', 2600 PSI |



WE OFFER SEVERAL ASSORTMENTS INCLUDING POWER PANEL SETS FOR OUR PRESSURE WASHER ACCESSORIES.

| Model | Page | Model | Page | Model | Page | Model | Page | Model | Page | Model | Page |
|-------|------|-------|------|-------|------|-------|------|-------|------|-------|------|
| 22001 | 71   | 22042 | 76   | 22089 | 37   | 23051 | 23   | 23104 | 19   | 23224 | 16   |
| 22002 | 71   | 22044 | 75   | 23000 | 15   | 23052 | 23   | 23105 | 19   | 23225 | 16   |
| 22003 | 71   | 22045 | 64   | 23001 | 17   | 23053 | 23   | 23106 | 20   | 23226 | 16   |
| 22004 | 71   | 22046 | 64   | 23002 | 17   | 23054 | 23   | 23107 | 20   | 23227 | 16   |
| 22005 | 71   | 22047 | 64   | 23003 | 17   | 23055 | 23   | 23108 | 20   | 23228 | 16   |
| 22006 | 71   | 22048 | 64   | 23007 | 16   | 23056 | 23   | 23109 | 20   | 23229 | 16   |
| 22007 | 71   | 22049 | 65   | 23008 | 16   | 23057 | 23   | 23110 | 15   | 23230 | 16   |
| 22008 | 72   | 22050 | 66   | 23009 | 16   | 23058 | 23   | 23111 | 20   | 23240 | 11   |
| 22009 | 72   | 22051 | 66   | 23010 | 16   | 23059 | 23   | 23112 | 20   | 23241 | 11   |
| 22010 | 72   | 22053 | 13   | 23011 | 16   | 23060 | 23   | 23113 | 20   | 23242 | 12   |
| 22011 | 72   | 22054 | 13   | 23012 | 18   | 23061 | 24   | 23114 | 20   | 23243 | 11   |
| 22012 | 72   | 22055 | 13   | 23013 | 19   | 23062 | 24   | 23115 | 20   | 23244 | 11   |
| 22013 | 72   | 22057 | 14   | 23014 | 19   | 23063 | 25   | 23120 | 27   | 23245 | 11   |
| 22014 | 80   | 22058 | 14   | 23020 | 13   | 23064 | 25   | 23121 | 27   | 23246 | 12   |
| 22015 | 80   | 22059 | 85   | 23021 | 13   | 23065 | 24   | 23123 | 27   | 23247 | 12   |
| 22016 | 80   | 22060 | 85   | 23022 | 14   | 23066 | 24   | 23124 | 27   | 23248 | 12   |
| 22017 | 80   | 22061 | 35   | 23023 | 14   | 23068 | 25   | 23142 | 28   | 23249 | 12   |
| 22018 | 80   | 22062 | 35   | 23024 | 14   | 23069 | 25   | 23143 | 28   | 23250 | 12   |
| 22019 | 79   | 22063 | 35   | 23025 | 17   | 23070 | 22   | 23144 | 28   | 23251 | 12   |
| 22020 | 78   | 22064 | 35   | 23026 | 17   | 23072 | 23   | 23145 | 28   | 23253 | 12   |
| 22021 | 78   | 22065 | 36   | 23030 | 21   | 23073 | 25   | 23146 | 28   | 23254 | 12   |
| 22022 | 17   | 22066 | 36   | 23031 | 21   | 23074 | 25   | 23150 | 17   | 23255 | 16   |
| 22023 | 18   | 22067 | 59   | 23032 | 21   | 23075 | 22   | 23151 | 17   | 23256 | 12   |
| 22024 | 61   | 22068 | 51   | 23033 | 21   | 23076 | 25   | 23152 | 17   | 23257 | 12   |
| 22025 | 86   | 22070 | 51   | 23034 | 21   | 23077 | 25   | 23153 | 17   | 23258 | 11   |
| 22026 | 86   | 22071 | 21   | 23035 | 21   | 23078 | 22   | 23154 | 17   | 23300 | 21   |
| 22027 | 15   | 22072 | 21   | 23036 | 21   | 23080 | 18   | 23160 | 26   | 23301 | 21   |
| 22028 | 26   | 22073 | 22   | 23037 | 21   | 23081 | 18   | 23161 | 26   | 23302 | 21   |
| 22029 | 16   | 22074 | 22   | 23038 | 21   | 23082 | 18   | 23162 | 22   | 23303 | 22   |
| 22030 | 16   | 22075 | 22   | 23039 | 22   | 23090 | 14   | 23163 | 22   | 23304 | 22   |
| 22031 | 60   | 22076 | 22   | 23040 | 22   | 23092 | 14   | 23164 | 22   | 23305 | 22   |
| 22032 | 60   | 22077 | 22   | 23041 | 22   | 23093 | 14   | 23165 | 22   | 23306 | 22   |
| 22033 | 60   | 22078 | 22   | 23042 | 22   | 23094 | 14   | 23200 | 1    | 23307 | 23   |
| 22034 | 61   | 22079 | 23   | 23043 | 22   | 23095 | 14   | 23201 | 1    | 23308 | 23   |
| 22035 | 75   | 22080 | 23   | 23044 | 22   | 23096 | 15   | 23202 | 15   | 23309 | 23   |
| 22036 | 75   | 22081 | 23   | 23045 | 22   | 23097 | 15   | 23203 | 1    | 23310 | 23   |
| 22037 | 75   | 22082 | 19   | 23046 | 23   | 23098 | 15   | 23204 | 1    | 23311 | 25   |
| 22038 | 75   | 22083 | 19   | 23047 | 23   | 23100 | 19   | 23220 | 16   | 23312 | 25   |
| 22039 | 76   | 22084 | 19   | 23048 | 23   | 23101 | 19   | 23221 | 16   | 23313 | 24   |
| 22040 | 75   | 22087 | 62   | 23049 | 23   | 23102 | 19   | 23222 | 16   | 23314 | 24   |
| 22041 | 76   | 22088 | 38   | 23050 | 23   | 23103 | 19   | 23223 | 16   | 23315 | 24   |

# INDEX



| Model | Page | Model | Page | Model | Page | Model | Page | Model | Page | Model | Page |
|-------|------|-------|------|-------|------|-------|------|-------|------|-------|------|
| 23316 | 24   | 24056 | 36   | 24140 | 58   | 24190 | 26   | 25031 | 65   | 26021 | 71   |
| 23317 | 26   | 24057 | 36   | 24141 | 58   | 24191 | 26   | 25040 | 64   | 26022 | 71   |
| 24000 | 52   | 24058 | 37   | 24142 | 58   | 24192 | 26   | 25041 | 64   | 26023 | 71   |
| 24001 | 51   | 24059 | 37   | 24143 | 58   | 24200 | 46   | 25042 | 64   | 26024 | 73   |
| 24002 | 51   | 24060 | 37   | 24144 | 58   | 24201 | 46   | 25043 | 64   | 26025 | 73   |
| 24003 | 51   | 24061 | 37   | 24145 | 58   | 24202 | 48   | 25044 | 64   | 26030 | 71   |
| 24004 | 51   | 24070 | 37   | 24146 | 58   | 24203 | 47   | 25045 | 64   | 26031 | 72   |
| 24005 | 51   | 24071 | 37   | 24147 | 58   | 24204 | 48   | 25050 | 65   | 26032 | 72   |
| 24006 | 51   | 24072 | 37   | 24150 | 53   | 24205 | 49   | 25051 | 65   | 26033 | 72   |
| 24008 | 52   | 24073 | 37   | 24151 | 53   | 24206 | 44   | 25052 | 64   | 26034 | 72   |
| 24010 | 56   | 24074 | 37   | 24152 | 53   | 24207 | 49   | 25053 | 64   | 26035 | 71   |
| 24011 | 56   | 24075 | 37   | 24153 | 53   | 24208 | 48   | 25054 | 64   | 26040 | 82   |
| 24012 | 59   | 24076 | 37   | 24154 | 53   | 24209 | 47   | 25055 | 64   | 26041 | 82   |
| 24013 | 59   | 24077 | 37   | 24155 | 53   | 24210 | 48   | 25064 | 67   | 26042 | 82   |
| 24020 | 35   | 24078 | 37   | 24156 | 53   | 24211 | 46   | 25080 | 62   | 26043 | 82   |
| 24021 | 35   | 24079 | 37   | 24157 | 53   | 24212 | 46   | 25081 | 62   | 26044 | 82   |
| 24022 | 35   | 24085 | 38   | 24158 | 53   | 24213 | 49   | 25082 | 62   | 26045 | 82   |
| 24023 | 35   | 24086 | 38   | 24159 | 53   | 24214 | 49   | 25083 | 62   | 26050 | 76   |
| 24024 | 35   | 24088 | 38   | 24160 | 54   | 24215 | 48   | 25084 | 63   | 26051 | 76   |
| 24025 | 35   | 24089 | 38   | 24161 | 54   | 24216 | 47   | 25085 | 63   | 26052 | 75   |
| 24026 | 35   | 24091 | 38   | 24162 | 54   | 24217 | 46   | 25086 | 63   | 26053 | 76   |
| 24027 | 35   | 24092 | 38   | 24163 | 54   | 24220 | 56   | 25087 | 63   | 26054 | 77   |
| 24028 | 35   | 24100 | 58   | 24164 | 54   | 24221 | 56   | 25088 | 63   | 26055 | 77   |
| 24029 | 35   | 24101 | 58   | 24171 | 54   | 24222 | 57   | 25089 | 63   | 26060 | 78   |
| 24030 | 35   | 24102 | 58   | 24172 | 60   | 24223 | 57   | 25090 | 63   | 26061 | 78   |
| 24031 | 35   | 24103 | 58   | 24173 | 60   | 24224 | 57   | 25091 | 63   | 26062 | 78   |
| 24032 | 35   | 24104 | 58   | 24174 | 61   | 24225 | 57   | 26000 | 70   | 26063 | 78   |
| 24033 | 35   | 24110 | 59   | 24175 | 61   | 24226 | 57   | 26001 | 70   | 26064 | 78   |
| 24034 | 35   | 24111 | 59   | 24176 | 61   | 25000 | 68   | 26002 | 70   | 26065 | 78   |
| 24035 | 35   | 24112 | 59   | 24177 | 54   | 25001 | 67   | 26003 | 70   | 26070 | 78   |
| 24040 | 36   | 24113 | 59   | 24178 | 54   | 25002 | 67   | 26004 | 70   | 26071 | 78   |
| 24041 | 36   | 24122 | 55   | 24180 | 51   | 25003 | 67   | 26005 | 70   | 26072 | 79   |
| 24042 | 36   | 24123 | 55   | 24181 | 51   | 25012 | 66   | 26006 | 70   | 26073 | 79   |
| 24043 | 36   | 24124 | 55   | 24182 | 51   | 25020 | 68   | 26007 | 70   | 26074 | 79   |
| 24044 | 36   | 24125 | 55   | 24183 | 51   | 25021 | 68   | 26009 | 70   | 26080 | 79   |
| 24050 | 36   | 24126 | 55   | 24184 | 52   | 25022 | 68   | 26015 | 71   | 26081 | 79   |
| 24051 | 36   | 24127 | 55   | 24185 | 52   | 25025 | 62   | 26016 | 71   | 26082 | 79   |
| 24052 | 36   | 24128 | 55   | 24186 | 52   | 25026 | 62   | 26017 | 71   | 26083 | 79   |
| 24053 | 36   | 24129 | 55   | 24187 | 26   | 25027 | 62   | 26018 | 71   | 26084 | 79   |
| 24054 | 36   | 24130 | 55   | 24188 | 26   | 25028 | 63   | 26019 | 71   | 26085 | 79   |
| 24055 | 36   | 24131 | 56   | 24189 | 26   | 25030 | 65   | 26020 | 71   | 26086 | 80   |

| Model | Page | Model | Page | Model | Page | Model | Page | Model | Page | Model | Page |
|-------|------|-------|------|-------|------|-------|------|-------|------|-------|------|
| 26087 | 80   | 26141 | 82   | 26204 | 77   | 26277 | 81   | 27032 | 88   | 28014 | 94   |
| 26088 | 80   | 26142 | 82   | 26205 | 77   | 26278 | 81   | 27033 | 88   | 28015 | 93   |
| 26090 | 80   | 26143 | 82   | 26206 | 77   | 26279 | 71   | 27034 | 88   | 28016 | 94   |
| 26091 | 80   | 26144 | 82   | 26207 | 76   | 26280 | 71   | 27035 | 88   | 28017 | 95   |
| 26092 | 80   | 26145 | 82   | 26208 | 76   | 26281 | 73   | 27040 | 88   | 28018 | 93   |
| 26093 | 81   | 26146 | 82   | 26209 | 75   | 26282 | 73   | 27050 | 91   | 28019 | 93   |
| 26094 | 81   | 26150 | 83   | 26210 | 75   | 26284 | 73   | 27051 | 91   | 28020 | 94   |
| 26095 | 81   | 26151 | 83   | 26211 | 75   | 26285 | 73   | 27100 | 89   | 28021 | 93   |
| 26096 | 81   | 26152 | 83   | 26212 | 76   | 26287 | 78   | 27101 | 89   | 28022 | 94   |
| 26097 | 81   | 26153 | 83   | 26213 | 75   | 26288 | 78   | 27102 | 89   | 28023 | 94   |
| 26098 | 81   | 26154 | 83   | 26218 | 78   | 26289 | 80   | 27103 | 89   | 28024 | 94   |
| 26099 | 81   | 26155 | 83   | 26219 | 80   | 26290 | 74   | 27104 | 89   | 28025 | 95   |
| 26100 | 81   | 26156 | 83   | 26220 | 79   | 26291 | 74   | 27105 | 89   | 28026 | 95   |
| 26101 | 81   | 26157 | 83   | 26221 | 79   | 26292 | 74   | 27106 | 89   | 28027 | 94   |
| 26102 | 81   | 26158 | 83   | 26222 | 80   | 26296 | 71   | 27107 | 89   | 28028 | 94   |
| 26103 | 81   | 26159 | 83   | 26223 | 79   | 26297 | 81   | 27108 | 89   | 28029 | 94   |
| 26104 | 81   | 26160 | 83   | 26224 | 79   | 26298 | 81   | 27109 | 89   | 28030 | 95   |
| 26110 | 81   | 26161 | 83   | 26226 | 79   | 26299 | 81   | 27110 | 89   | 28031 | 96   |
| 26111 | 81   | 26165 | 83   | 26231 | 72   | 27000 | 91   | 27111 | 89   | 28032 | 96   |
| 26112 | 81   | 26166 | 83   | 26232 | 74   | 27001 | 85   | 27112 | 90   | 28033 | 96   |
| 26113 | 81   | 26167 | 83   | 26233 | 73   | 27002 | 85   | 27113 | 90   | 28034 | 96   |
| 26114 | 81   | 26168 | 83   | 26234 | 73   | 27003 | 85   | 27114 | 90   | 28035 | 96   |
| 26115 | 81   | 26169 | 83   | 26238 | 84   | 27004 | 85   | 27115 | 90   | 28036 | 97   |
| 26116 | 81   | 26175 | 84   | 26239 | 84   | 27005 | 85   | 27116 | 90   | 28037 | 97   |
| 26117 | 81   | 26176 | 84   | 26240 | 74   | 27006 | 85   | 27117 | 90   | 28038 | 97   |
| 26118 | 81   | 26178 | 84   | 26241 | 74   | 27008 | 87   | 27207 | 90   | 28039 | 97   |
| 26120 | 82   | 26179 | 84   | 26242 | 74   | 27009 | 87   | 27208 | 90   | 28040 | 97   |
| 26121 | 82   | 26180 | 84   | 26243 | 71   | 27010 | 86   | 28000 | 92   | 28041 | 98   |
| 26122 | 82   | 26181 | 83   | 26244 | 71   | 27011 | 87   | 28001 | 92   | 28042 | 108  |
| 26123 | 82   | 26182 | 83   | 26245 | 71   | 27012 | 88   | 28002 | 92   | 28046 | 98   |
| 26124 | 82   | 26190 | 69   | 26246 | 71   | 27013 | 88   | 28003 | 92   | 28047 | 98   |
| 26125 | 82   | 26191 | 69   | 26247 | 71   | 27014 | 88   | 28004 | 92   | 28048 | 99   |
| 26126 | 82   | 26192 | 69   | 26248 | 73   | 27015 | 88   | 28005 | 92   | 28049 | 99   |
| 26130 | 82   | 26193 | 69   | 26249 | 71   | 27016 | 87   | 28006 | 92   | 28050 | 99   |
| 26131 | 82   | 26194 | 69   | 26250 | 73   | 27018 | 87   | 28007 | 92   | 28051 | 99   |
| 26132 | 82   | 26195 | 69   | 26252 | 81   | 27020 | 86   | 28008 | 92   | 28052 | 100  |
| 26133 | 82   | 26196 | 69   | 26253 | 79   | 27022 | 86   | 28009 | 93   | 28053 | 99   |
| 26134 | 82   | 26200 | 76   | 26271 | 73   | 27023 | 86   | 28010 | 93   | 28054 | 100  |
| 26135 | 82   | 26201 | 77   | 26272 | 73   | 27024 | 87   | 28011 | 92   | 28055 | 100  |
| 26136 | 82   | 26202 | 77   | 26274 | 73   | 27030 | 88   | 28012 | 93   | 28056 | 100  |
| 26140 | 82   | 26203 | 77   | 26276 | 81   | 27031 | 88   | 28013 | 93   | 28057 | 100  |

# INDEX



| Model | Page | Model | Page | Model   | Page | Model       | Page |
|-------|------|-------|------|---------|------|-------------|------|
| 28058 | 100  | 28105 | 108  | 29011   | 110  | 50100       | 43   |
| 28059 | 100  | 28106 | 108  | 29012   | 110  | 50300       | 50   |
| 28060 | 101  | 28108 | 98   | 29013   | 110  | 50302       | 50   |
| 28061 | 101  | 28109 | 98   | 29014   | 110  | AC300       | 9    |
| 28062 | 101  | 28110 | 92   | 29015   | 111  | ACDC300/200 | 10   |
| 28063 | 101  | 28111 | 92   | 29016   | 111  | GTORCH      | 44   |
| 28064 | 102  | 28112 | 92   | 29017   | 113  | HH-1        | 34   |
| 28065 | 102  | 28113 | 93   | 29018   | 113  | MM-0        | 29   |
| 28066 | 102  | 28114 | 93   | 29019   | 113  | MM-1        | 29   |
| 28067 | 102  | 28115 | 94   | 29020   | 113  | VH-1        | 32   |
| 28068 | 103  | 28116 | 94   | 29021   | 113  | VHD-1       | 33   |
| 28069 | 103  | 28117 | 94   | 29022   | 113  | VTK-HD-A    | 31   |
| 28070 | 103  | 28118 | 97   | 29023   | 113  | VTK-MD-C    | 30   |
| 28071 | 103  | 28119 | 97   | 29024   | 113  | WC100       | 13   |
| 28072 | 102  | 28130 | 92   | 29025   | 113  |             |      |
| 28079 | 104  | 28131 | 92   | 29026   | 114  |             |      |
| 28080 | 104  | 28132 | 92   | 29027   | 114  |             |      |
| 28081 | 104  | 28133 | 93   | 29028   | 114  |             |      |
| 28082 | 104  | 28134 | 93   | 29029   | 114  |             |      |
| 28083 | 104  | 28135 | 94   | 29030   | 114  |             |      |
| 28084 | 105  | 28136 | 94   | 29031   | 114  |             |      |
| 28085 | 105  | 28137 | 94   | 29032   | 115  |             |      |
| 28086 | 105  | 28138 | 97   | 29033   | 115  |             |      |
| 28087 | 105  | 28139 | 98   | 29035   | 115  |             |      |
| 28088 | 105  | 28140 | 103  | 29036   | 115  |             |      |
| 28089 | 105  | 28141 | 103  | 29037   | 115  |             |      |
| 28090 | 105  | 28142 | 103  | 29038   | 116  |             |      |
| 28091 | 105  | 28143 | 103  | 29039   | 116  |             |      |
| 28092 | 105  | 28144 | 103  | 29040   | 116  |             |      |
| 28093 | 106  | 28903 | 109  | 100G    | 40   |             |      |
| 28094 | 106  | 29000 | 111  | 100GKIT | 41   |             |      |
| 28095 | 106  | 29001 | 111  | 100MC   | 45   |             |      |
| 28096 | 106  | 29002 | 111  | 125WFG  | 2    |             |      |
| 28097 | 106  | 29003 | 111  | 135WFG  | 3    |             |      |
| 28098 | 106  | 29004 | 112  | 135WFGK | 4    |             |      |
| 28099 | 106  | 29005 | 112  | 175WFG  | 5    |             |      |
| 28100 | 107  | 29006 | 112  | 175WFGK | 6    |             |      |
| 28101 | 107  | 29007 | 112  | 250WFG  | 7    |             |      |
| 28102 | 107  | 29008 | 112  | 500G    | 39   |             |      |
| 28103 | 107  | 29009 | 110  | 500GKIT | 41   |             |      |
| 28104 | 108  | 29010 | 110  | 50G     | 42   |             |      |

KDAR Company, and its affiliates, warrants that all products covered under this warranty are free from defects in material and workmanship for up to two years from the date of purchase (warranty time period varies with products). This warranty is extended to the original purchaser who uses the product in a consumer application (personal, residential, or household usage). All products covered under this limited warranty which are used in commercial applications (i.e. income producing or service related) are warranted to be free from defects in material and workmanship for 90 days from the date of original purchase.

KDAR Company, and its affiliates, will repair or replace, at KDAR's sole discretion, parts found to be defective in material or workmanship within the warranty period. Warranty service will be scheduled according to the normal work flow and business hours of the service center doing the work as well as the availability of replacement parts. All decisions from KDAR Company regarding this limited warranty shall be final.

### Original Purchaser's Responsibility:

1. Retain the original cash register receipt as proof of purchase.
2. Follow manual instructions regarding the care and operation of your equipment.
3. If warranty work is required, **DO NOT RETURN PRODUCTS TO THE RETAILER.** Contact KDAR Company for instructions. Visit [www.hotmaxtorches.com](http://www.hotmaxtorches.com) or call KDAR Company M-F 8AM-5PM CST to locate the nearest Authorized Service Center.

### Not Covered:

1. Transportation charges for sending or delivering the product to the Authorized Service Center or returning the repaired or replacement product back to the customer. These charges are the responsibility of the customer.
2. Damages caused by ordinary wear, abuse, rain, freeze damage, negligence, accident, or failure to operate or maintain the products in accordance with the instructions in the operator's manual or instructions supplied with the products.
3. Damage caused by unauthorized repair or alterations.

### Exclusions and Limitations:

**KDAR Company makes no other warranty of any kind, express or implied. Implied warranties, including warranties of merchantability and of fitness for a particular purpose, are hereby disclaimed. The warranty service described above is the exclusive remedy under this warranty; liability for incidental and consequential damages is excluded to the extent permitted by law.**

This warranty gives you specific legal rights, and you may have other rights which vary from state to state. Some states do not allow a disclaimer of implied warranties, or the exclusion of incidental and consequential damages, so the above disclaimers and exclusions may not apply to you.

### For warranty service or to obtain service parts or accessories:

Call : (636) 493-9920 M-F 8 to 4:30 PM, CST

Visit: [www.hotmaxtorches.com](http://www.hotmaxtorches.com)

Write: KDAR Company

3671 New Town Blvd

St. Charles, MO 63301

Distributed by:



[www.hotmaxtorches.com](http://www.hotmaxtorches.com)