HOME IMPROVEMENT
PAINT SPRAYERS & ACCESSORIES

FROM DIY TO PRO, THERE IS A GRACO SPRAYER DESIGNED FOR EVERY PROJECT

Answering these key questions will help you choose the right sprayer and tip size for your project:

- What types of projects will you spray?
- How many litres sprayed each year? *(Estimate based on types of projects)*
- What materials will you spray? Refer to the tip chart on page 15-16 to determine the tip size needed for your material.

DIY SERIES



DIY Homeowners

- Fast and easy alternative to brush and roller
- Doors, trim, interior walls & ceilings, decks and fences
- Spray up to 200 L/year

PROJECT SERIES

DIY Homeowners and Handymen

- Small-to-midsize household projects
- Doors, trim, interior walls & ceilings, decks, fences, and houses
- Spray up to 500 L/year

PRO SERIES

Maintenance, Renovators, and General Contractors

- Renovations and additions
- Residential, apartments, town homes and small commercial applications
- Spray up to 3000 L/year

DIY SERIES

TRUEAIRLESS
PAINT SPRAYERS

DIY SERIES SPRAYERS

Easy-to-use sprayers for DIY home improvement projects such as doors, trim, furniture, interior walls and ceilings, decks and fences, and small houses.

PAINT LIKE A PRO. TOP-SPEED PROCESS, TOP-NOTCH RESULTS.

Whether you're a hobbyist, fixer-upper, or absolute beginner, Graco's DIY Series sprayers deliver amazing results. You'll complete your project in half the time it would take using brushes and rollers. With Graco's patented technology you are able to handle thicker water-based materials, giving you a professional, flawless finish.

TrueCoat® 360™

- **Stainless Steel Piston Pump** delivers high pressure power to spray water-based paints
- **VacuValve™ Technology** allows you to spray in any direction, even upside down!
- Exclusive **0.95L FlexLiner™ Paint Bag** for fast cleanup
  Part #: 16Y391

TrueCoat 360 DSP

- **Dual Speed Control** – low speed for more control, high speed to get the job done fast!
- Suits water-based paints
- Exclusive – **0.95L FlexLiner Paint Bags** and lightweight tool bag
- **VacuValve Technology** allows you to spray in any direction, even upside down!
  Part #: 16Y392

Project Painter™ Plus

- **Flexible Suction Tube** – sprays directly from 4-15L containers
- **Adjustable Pressure Control** – easy control of paint flow
- **Power Flush™** connects to garden hose for fast and easy cleaning Part #: 16W119

PROJECT SERIES

TRUEAIRLESS
PAINT SPRAYERS

PROJECT SERIES SPRAYERS

Designed to handle handyman projects such as doors, trim, interior walls and ceilings, decks and fences, and houses.

GET PAINTING DONE ON TIME AND UNDER BUDGET.

The Graco Project Series sprayers make it easy for avid DIY homeowners and handymen to power through midsize jobs with speed and finesse.

The high-pressure pump delivers a finely atomised spray for a flawless professional finish. Move through your project in a fraction of the time you'd spend using brushes and rollers.

TrueCoat 360 VSP™

- **Variable Speed Control** – dial in the precise spray speed to match your project – slow to fast!
- **1.24L Paint Bags** – less refills on bigger projects
- **Stainless Steel Piston Pump** – delivers high pressure power to spray unthinned paints
- **VacuValve Technology** – allows you to spray in any direction, even upside down!
- Suitable for water-based paints
  Part #: 17F329

Magnum® X5

- **Delivers 13% More Performance** than the Project Painter Plus for spraying heavier coatings
- **Adjustable Pressure Control** – easy control of paint flow
- **Flexible Suction Tube** – spray directly 4-15L paint containers
  Part #: 16W120

Magnum X7

- **Delivers 15% More Performance** than the X5 and supports a larger spray tip for heavier coatings
- **Convenient Cart** – ideal for exterior applications to move the paint and sprayer around the job site
- **Flexible Suction Tube** – spray directly 4-15L paint containers
  Part #: 16W121

PRO SERIES

TRUEAIRLESS
PAINT SPRAYERS

SWAP OUT YOUR PUMP. STEP UP YOUR PERFORMANCE.

Revolutionise your workday with the Graco Pro Series sprayers. They're equipped with the breakthrough technology of the ProXChange Pump which allows you to replace your pump on the job faster and easier without any tools, eliminating downtime and keeping you spraying. Get your midsize-to-large jobs done faster, smarter and move on to the next project.

PROXCHANGE

- *ON-THE-JOB PUMP REPLACEMENT*
- *ELIMINATE DOWNTIME*



Part #: 24Y472

PRO SERIES SPRAYERS

Graco's Pro Series line of sprayers are ideal for property and contractor jobs ranging from residential and rental properties to apartments, townhomes and small commercial applications.

Magnum ProX17

- **Monthly Usage** – interior walls and ceilings, rental properties and small homes
- **ProXChange™ Pump Replacement System** – eliminates downtime and extends sprayer life
- **Supports Longer Hose Length**
- **Delivers 10% More Performance** than the Magnum X7
  Part #: 17H203

Magnum ProX19

- **Twice a Month Usage** – interior walls and ceilings, rental property and small homes
- **Supports .019 in spray tip** – for 12% more performance than the ProX17
- **ProXChange Pump Replacement System** – eliminates downtime and extends sprayer life
  Part #: 17H210

GX21

- **ProXChange Pump Replacement System -** eliminates downtime and extends sprayer life
- **PushPrime** - Assures fast priming every time
- **ProX Piston Pump**
- **Adjustable Pressure Control**
- **InstaClean Filter** - Added filtration to reduce tip clogging
- **Flexible Clear Tubing** - Easy to use clean, spray water finishes directly from 4-15L csontainers
- SG3 Spray Gun LP517 SwitchTip and RAC X Guard
  Part #: 17H219

GX FF19

- **Hopper (5.7 litre)** – Toolless removal
- **Adjustable Pressure Control** - Allows you to spray or roll a wide range of coatings.
- **PushPrime**
- **Pressure Gauge** - Oil-filled pressure gauge
- FTx Spray Gun with two-finger trigger RAC X FF LP SwitchTip (FFLP210)
  Part #: 17H223

ACCESSORIES

TrueCoat 360

PART NUMBER	DESCRIPTION
17A226	0.95L FlexLiner Paint Bags
17F005	1.24L FlexLiner Paint Bags
17F518	1.24L Large Cup Kit
17A223	10cm and 30cm Spray Narrow Tip Pack - Includes 4"and 12" rac spray tips with a 0.015 tip size.

Magnum & GX21

PART NUMBER	DESCRIPTION
247338	1.2m x 3/16 in DuraFlex Whip Hose
247340	15m x 1/4 in DuraFlex Hose
243025	1/4 in x 1/4 in Connector
243295	25cm Tip Extension
243296	38cm Tip Extension
243297	50cm Tip Extension
243298	75cm Tip Extension
243052	100cm Heavy-Duty Extension
243104	Pump Armor™
206994	TSL™ Throat Seal Liquid
243012	SG3™ Metal Spray Gun
288749	60-mesh Gun Filter
288750	100-mesh Gun Filter
288747	40-mesh InstaClean Filter
288716	Inlet Strainer
245673	Inlet Strainer
286xxx	RAC 5 Spray Tip
LPxxx	Low Pressure Spray Tip
237859	Hand-Tight Guard
243161	RAC 5 Guard
246215	RAC X Guard
243004	Single Seal
244512	Pressure Roller Kit
24U668	1/2 in Pressure Roller Covers
24U669	3/4 in Pressure Roller Covers

FF GX19

PART NUMBER	DESCRIPTION
FFLPXXX	FFLP Spray Tlp
287033	100-mesh Gun Filter
288430	FTx Spray Gun
214698	3/16" x 7.5m BlueMax II Hose

CHOOSE THE MOST PRODUCTIVE SPRAY TIP FOR YOUR JOB

Choosing the right tip for the job will determine the quality of your finish and help you save time and money. Each Graco tip is 100% tested for flow rate to meet the tough standards of painting contractors and ensure the quality you've come to expect from Graco.

- Use smaller orifice sizes when applying light viscosity materials such as stains and oil based paints
- Use larger orifice sizes for heavier viscosity coatings such as water based paints, membranes

MATERIALS RECOMMENDED TO BE SPRAYED	TIP SIZES (IN)
Oil-base stains, lacquers, and clear coats	0.009 - 0.013
Oil-base enamels and industrial enamels	0.013 - 0.015
Water based paint	0.015 - 0.021

*Do not use flammable solvents. It must be cleaned using non-aggressive solvents like mineral turps.

TIP SELECTION: UNDERSTAND THE NUMBERS

EXAMPLE: RAC X FFLP312

The letters (FFLP) represent the Graco tip style

WR =WideRAC
LP = Low Pressure
FFLP = Fine Finish Low Pressure
XHD = Extreme Heavy Duty

The three digits (312) represent tip size (fan and orifice) and indicate the amount of paint that flows through the tip.

The **first digit** is half of the fan width (3x 2 = 6 in fan width)

3 1 2

The **last two digits** are the size of the tip opening in thousandths of an inch

Your actual flow rate will depend on your spraying pressure and the material you are using (high pressure equals more flow; heavier paints equals less flow).

WORN TIPS COST TIME AND MONEY

- A worn tip uses more paint
- Produces uneven coverage and inconsistent mil build
- Reduces production—requires more passes
- Results in a poor quality finish

Tip Wear Chart



If using a worn tip, on average you will spray 25% more paint and 20% in additional labor.

RAC 5 SWITCHTIPS (286XXX)

FAN WIDTH IN	MM	.007	.009	.011	.013	.015	.017	.019	.021
2-4	(51-1)		109	111	113	115		119	121
4-6	(102-1)	207	209	211	213	215	217	219	221
6-8	(152-2)	307	309	311	313	315	317	319	321
8-10	(203-		409	411	413	415	417	419	421
10-12	(254-305)		509	511	513	515	517	519	521
12-14	(305-356)		609	611	613	615	617	619	621
14-16	(356-406)								721
16-18	(406-XXX)					815	817	819	821
18-20	(457-508)						917		
FLOW RATE (GPM)		.05	.09	.12	.18	.24	.31	.38	.47
FLOW RATE (LPM)		.20	.33	.49	.69	.91	1.17	1.47	1.79

LOW PRESSURE RAC X SWITCHTIPS (LPXXX)

FAN WIDTH IN	MM	0.013	0.015	0.017	0.019	0.021
6-8	(152-2	313	315			
8-10	(203-		415	417	419	421
10-12	(254-305)		515	517	519	521
12-14	(305-356)			617	619	621
14-16	(356-406)					

FINE FINISH LOW PRESSURE RAC X SWITCHTIPS (FFLPXXX)

FAN WIDTH IN	MM	.008	.010	.012	.014	.016
2-4	(51-102)	108	110	112		
4-6	(102-152)	208	210	212	214	
6-8	(152-203)	308	310	312	314	
8-10	(203-254)		410	412	414	
10-12	(254)		510	512	514	516
12-14	(305)					616

GRACO PRODUCT COMPARISON

	TrueCoat 360	TrueCoat 360 DSP	TrueCoat 360 VSP	Magnum Project Painter Plus	Magnum X5	Magnum X7	Magnum ProX17	Magnum ProX19	GX21	FF GX19
Model Number	16Y391	16Y392	17F329	16W119	16W120	16W121	17H203	17H210	17H219	17H223
Recommended Annual Usage (litres per year)*	90	90	90	200	500	500	1200	2000	1200	1200
SPECIFICATIONS										
Maximum Tip Size	.015	.015	.015	.015	.015	.017	.017	.019	.021	.019
Maximum Pressure (psi)	1500	1500	1500	2800	3000	3000	3000	3000	3000	3000
Performance Rating (litres per minute)	0.7	0.7	0.7	0.7	1	1.2	1.3	1.4	1.8	1.5
Maximum Hose Length (m)	N/A	N/A	N/A	15	22	30	45	45	30	30
Motor	AC	AC	AC	3/8 hp Universal	1/2 hp Universal	5/8 hp Universal	3/4 hp DC	7/8 hp DC		
Sprayer Weight (kg)	1.5	1.5	1.8	4.5	5.8	10.4	12	17	13	12
INCLUDES										
Piston Pump	Stainless Steel	Stainless Steel	Stainless Steel	Stainless Steel	Hardened Stainless Steel	Hardened Stainless Steel	ProX Power Piston Pump	ProX Power Piston Pump	ProX Power Piston Pump	ProX Power Piston Pump
Spray Gun	N/A	N/A	N/A	Metal SG2	Metal SG2	Metal SG2	Metal SG3	Metal SG3	Metal SG3	FTx
Spray Tip Size	10 & 30 cm	10 & 30 cm	10 & 30 cm	515	515	515	515	515	LP517	210
Paint Hose	N/A	N/A	N/A	7.5m x 1/4 in	7.5m x 1/4 in	7.5m x 1/4 in	15m x 1/4 in	15m x 1/4 in	15m x 1/4 in	7.5m x 3/16 in
Pump Armor	No	No	No	Yes	Yes	Yes	Yes	Yes	Yes	Yes
Power Source	Electric	Electric	Electric	Electric	Electric	Electric	Electric	Electric	Electric	Electric
FEATURES										
Pulls directly from 4-15L containers				●	●	●	●	●	●	
Fastest way to complete small painting projects	●	●	●							
Variable Pressure Control			●	●	●	●	●	●	●	●
PushPrime™ – Helps reduce priming problems due to debris/poor cleaning					●	●	●	●	●	●
Filter – Filter debris in paint to reduce tip plugs and improve finish	●	●	●	●	●	●	●	●	●	●
Pump Filter – Extra filtration to improve finish							●	●	●	●
On-the-job Pump Repair							●	●	●	●
Power Flush – Connect to garden hose for fast clean-up				●	●	●	●	●	●	●

● **Included**

Graco Australia Pty Ltd.
Suite 17, 2 Enterprise Drive Bundoora
Victoria 3083
Australia
Tel: 61 3 9468 8500
Fax: 61 3 9468 8599
NZ Toll Free Number: 0800 472 261

3C0012ENAP-A ©2020 Graco Australia. All other brand names or marks are used for identification purposes and are trademarks of their respective owners. All written and visual data contained in this document are based on the latest product information available at the time of publication. Graco reserves the right to make changes at any time without notice. For more information on Graco's intellectualproperty, see www.graco.com/patent or www.graco.com/trademarks.

GRACO