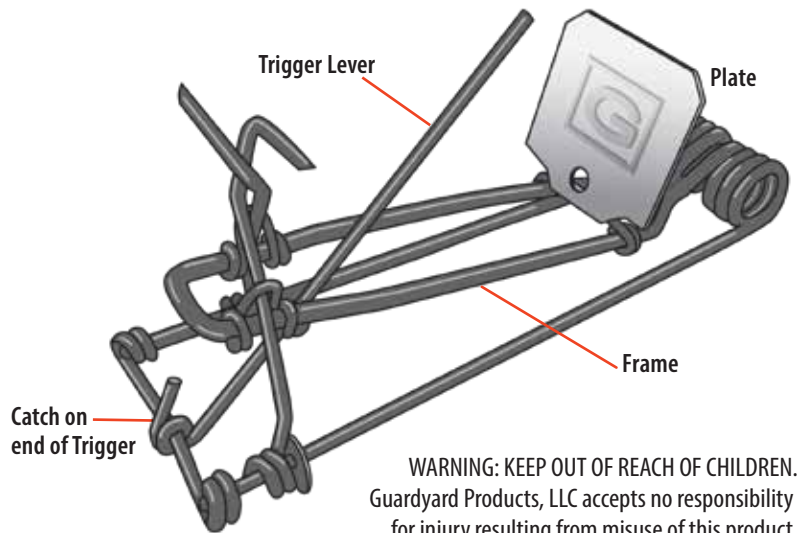





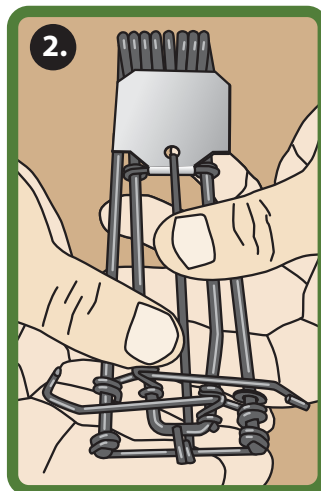
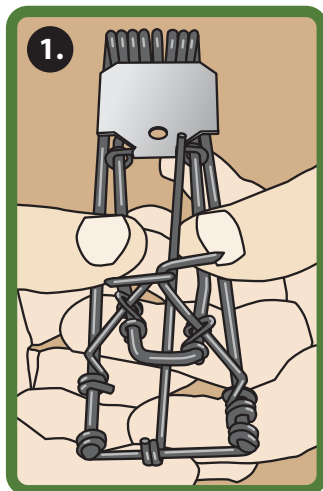
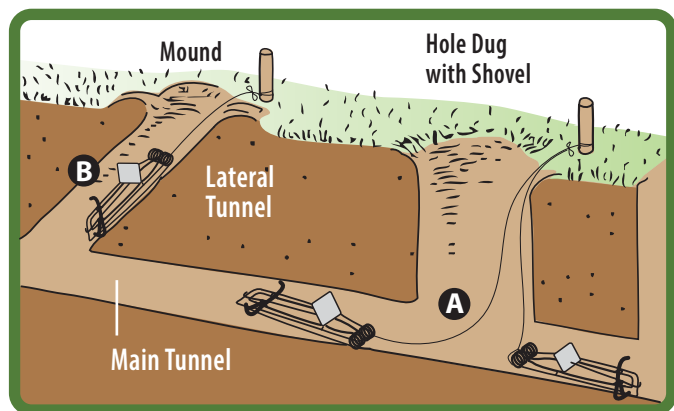
# STEEL CONSTRUCTION MOLE+GOPHER TRAPS



WARNING: KEEP OUT OF REACH OF CHILDREN.  
Guardyard Products, LLC accepts no responsibility  
for injury resulting from misuse of this product.

## Trap placement in burrow systems:

- A. Place two traps set in opposite directions in the main tunnel.
- B. Set single trap in lateral tunnel from which soil plug has been removed. Wire each trap to a stake.



## Setting the Trap.

1. Place the trigger lever under the trap as shown.
2. Push the sides of the frame down using both thumbs (illustration) while hooking the catch over the end of the frame.
3. Continue holding the frame down with the catch in place and rotate the plate so the trigger lever can be positioned in the small plate hole. Trap is set.

[www.GoGetGonzo.com](http://www.GoGetGonzo.com)

Guardyard Products, LLC • PO Box 1253, West Covina, CA 91793 • Toll Free: 855-464-6696

**Got Moles & Gophers - Get Gonzo!**