

Genova PRODUCTS

Supplement Catalog For
**Marine/RV &
Manufactured Housing**



TABLE OF CONTENTS

100 Series	Solvents and Roof Flashings.....	4
	Polypropylene Tubular Products	6
300 Series	PVC Pressure Pipe & Fittings	10
	Nipples.....	12
350-380 Series	Plastic & Steel Insert Fittings.....	22
400 Series	PVC Sewer Pipe, PVC and Styrene Fittings.....	26
500 Series	CPVC Tubing and Fittings.....	30
	PEX Tubing & Universal Fittings	36
	Specialty Items for use with CPVC & Universal Fittings	40
600 Series	Sch. 30 PVC-DWV Pipe and Sch. 30 Fittings	42
	Sch. 30 PVC-DWV Specialty Items	45
700 Series	PVC-DWV Sch. 40 Pipe and Fittings.....	46
	Specialty Items for use with Sch. 40 PVC-DWV	54
900 Series	Polyethylene Pipe	56
	Check Valves.....	57
	Pipe Furniture Fittings.....	58
	Marine/RV Products	59
	Universal Fitting Instructions.....	61
	Marine Potable Water Distribution System.....	62
	Product Warranties.....	63



800.521.7488 or 810.744.4500 Fax: 810.744.3130

www.genovaproducts.com • inquiry@genovaproducts.com

8 a.m. to 5 p.m. - Eastern Standard Time (Monday-Friday)

After business hours please leave a phone message and we will return your call on the next business day.

Solvent welding is the most economical and safest way to install plumbing pipe and fittings. Used to join ABS, CPVC, PVC, and Styrene.

- All solvents come with daubers, unless otherwise noted.
- Genova is the only plumbing manufacturer that distributes its own brand of solvent cements.



Solvent Cement Requirements
(Average # of Solvent Welded Joints)








Pipe/Fitting Size	1/4 Pint	Pint
1/2"	63	255
3/4"	42	170
1 1/2"	17	68
2"	9	38
3"	7	30
4"	5	21
6"	1	7






The above figures are estimates and will vary with individual applications

Material	NovaClean® Cleaner/Primer	All Purpose Cement	NovaWeld® C	NovaWeld® P	ArcticWeld® P	ABS Cement	Purple/ Professional Purple Primer	One Step Clear Cement	One Step CPVC Yellow Cement
ABS	R	R	-	-	-	R	-	-	-
CPVC	R	R	R	-	-	-	R	R	R
PVC	R	R	-	R	R	-	R	-	-
STYRENE	R	R	-	R	R	R	-	-	-
PEX/PB	-	-	-	-	-	-	-	-	-
R=Recommended									
NSF LISTED	NO	NO	YES	YES	NO	YES	YES*	YES	YES
ASTM	NA	F493	F493	D2564	D2564	D2235	F656*	F493	F493
*Professional Grade Only									

800.521.7488 or 810.744.4500 Fax: 810.744.3130
 www.genovaproducts.com • inquiry@genovaproducts.com
 8 a.m. to 5 p.m. - Eastern Standard Time (Monday-Friday)

After business hours please leave a phone message and we will return your call on the next business day.

Desc.	Part#	Size	Pkg. Qty.	Box Qty.	Box Wt.
PURPLE PRIMER					
	13010	1/4 Pint	4 oz.	12	4
	13011	1/2 Pint	8 oz.	10	6
	13015	Pint	16 oz.	6	7
	13020	Quart	32 oz.	4	9
PROFESSIONAL PURPLE PRIMER					
	13110	1/4 Pint	4 oz.	12	4
	13111	1/2 Pint	8 oz.	10	6
	13115	Pint	16 oz.	6	7
	13120	Quart	32 oz.	4	9
Recommended for use with PVC and CPVC, in areas where a colored primer is required by local plumbing codes.					
NOVACLEAN® CLEANER/PRIMER					
	14010	1/4 Pint*	4 oz.	12	4
	14011	1/2 Pint*	8 oz.	10	6
	14015	Pint*	16 oz.	6	7
	14020	Quart*	32 oz.	4	9
Recommended for use with PVC, CPVC, ABS and Styrene. Also known as the "Universal" cleaner. * Does not contain a dauber.					
NOVAWELD® C CEMENT (ORANGE)					
	14110	1/4 Pint	4 oz.	12	5
	14111	1/2 Pint	8 oz.	10	7
	14115	Pint	16 oz.	6	8
Recommended for CPVC. Can be used on PVC, ABS and Styrene.					
ARCTICWELD® P CEMENT (COLD WEATHER)					
	14415	Pint	16 oz.	6	8
	14420	Quart	32 oz.	4	10
Recommended for use in freezing temperature with PVC. Can be used on ABS.					
NOVAWELD® P CEMENT					
	14910	1/4 Pint	4 oz.	12	5
	14911	1/2 Pint	8 oz.	10	7
	14915	Pint	16 oz.	6	8
	14920	Quart	32 oz.	4	10
Recommended for PVC and Styrene. Can be used on ABS.					
ONE STEP CLEAR CEMENT					
	15010C	1/4 Pint	4 oz.	12	5
	15011C	1/2 Pint	8 oz.	10	7
	15015C	Pint	16 oz.	6	8
Recommended for solvent welding Chlorinated PVC.					

Desc.	Part#	Size	Pkg. Qty.	Box Qty.	Box Wt.
ALL PURPOSE CEMENT					
	15010	1/4 Pint	4 oz.	12	5
	15011	1/2 Pint	8 oz.	10	7
	15015	Pint	16 oz.	6	8
	15020	Quart	32 oz.	4	10
Recommended for solvent welding CPVC, PVC, ABS or Styrene. Also known as the "Universal" cement.					
UNCOPPER PRO® ONE STEP CPVC YELLOW CEMENT					
	15210	1/4 Pint	4 oz.	12	5
	15211	1/2 Pint	8 oz.	10	7
	15215	Pint	16 oz.	6	8
Recommended for one-step solvent welding CPVC.					
ABS CEMENT					
	16010	1/4 Pint	4 oz.	12	4
	16011	1/2 Pint	8 oz.	10	6
	16015	Pint	16 oz.	6	7
	16020	Quart	32 oz.	4	9
Recommended for use with ABS and Styrene.					
PLASTIC LEAD SEAL					
	14210	1/2 Pint	8 oz.	10	6
Scientifically formulated lead substitute. Can be used in place of molten lead in caulking applications. Expands as it cures.					
"SNAP-FIT"® THERMOPLASTIC ROOF FLASHINGS					
	14661	1 1/4" - 2"		10	5
	14562	2"		10	9
	14563	3"		10	9
	14564	4"		10	9
These weatherproof thermoplastic flashings, featuring a replacement boot, provide a permanent seal around plumbing vent pipes. Manufactured totally from corrosion proof materials. They eliminate shingle staining problems. Can be used on all types of plumbing pipes and electrical conduit. Base dimensions (14661) 8 1/2" x 11 3/4", (14562-64) 12" x 16".					








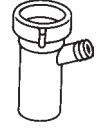
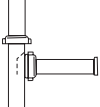

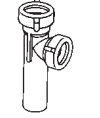
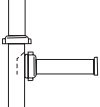

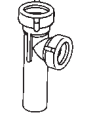

Tubular products are made of polypropylene and are used for drainage applications from the fixture to the drain pipe.



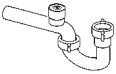

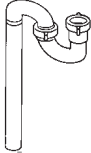
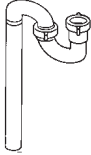
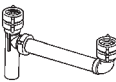
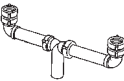
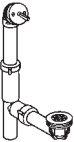


- Polypropylene is heat and chemical resistant and outperforms metal and plastic alternatives.
- Install Tubular products using slip joints, do not solvent weld.
- Use silicone sealant or plumber's putty on all slip jamnut washer connections.
- All Tubular parts come merchandised in colored bags with installation instructions and bar codes.
- Refer to the 700 and 800 series product lines for Sch. 40 PVC and ABS traps and trap adapters.

800.521.7488 or 810.744.4500 Fax: 810.744.3130
www.genovaproducts.com • inquiry@genovaproducts.com
8 a.m. to 5 p.m. - Eastern Standard Time (Monday-Friday)

After business hours please leave a phone message and we will return your call on the next business day.

Desc.	Part#	Size	Pkg. Qty.	Box Qty.	Box Wt.	Desc.	Part#	Size	Pkg. Qty.	Box Qty.	Box Wt.
FLANGED TAILPIECE						90° SLIP COUPLER					
	186041	1½" x 1¼"		5	1		138701	1½"/1¼"		5	1
	138061	1½" x 6"		5	1						
	138121	1½" x 12"		5	2						
	Attaches directly to sink strainers to extend drain tubes.						Adaptable 1½" x 1¼" washer included. Can be utilized to connect 1½" tubes, 1¼" tubes, as well as adapt from 1½" to 1¼" tubes. Allows for changes in direction and realignment of exposed tubular piping.				
ADJUSTABLE TAILPIECE						TEE SLIP COUPLER					
	137501	1¼" x 6"		5	1		138801	1½"/1¼"		5	2
	138501	1½" x 6"		5	1						
	138301	1½" x 12"		5	2						
	Used to extend drain tubes, attaches directly to Tubular Tailpiece.						Adaptable 1½" x 1¼" washer included. Can be utilized to connect 1½" tubes, 1¼" tubes. Connects multiple sinks or vanities into a single drain.				
DISHWASHER TAILPIECE (INLET)						45° SLIP COUPLER					
	138401	1½" x 8" x 7/8"		5	2		138901	1½"/1¼"		5	2
	Used for hooking up automatic dishwasher drains to exposed sink drains in installations not employing a garbage disposal. Branch accepts 7/8" I.D. discharge hose or rubber dishwasher drain connectors.						Adaptable 1½" x 1¼" washer included. Can be utilized to connect 1½" tubes, 1¼" tubes. Coupler allows for changes in direction and realignment of exposed tubular piping.				
DISHWASHER/DISPOSAL CONNECTOR W/CLAMPS						WASHBASIN J-BEND					
	138451	1"/7/8" x 7/8"/5/8"		5	2		171121	1¼"		5	1
	Connects a dishwasher hose to drain inlet or disposal unit.						Replaces conventional washbasin J-Bends.				
DISPOSER KIT						J-BEND					
	138471	1½" x 15"		10	4		171161	1½"/1¼"		5	2
	Fits any drain system. Designed to connect double compartment sinks that have a Garbage Disposal into a single trap. This unique unit can be assembled directly to sink strainer and disposal. Features a baffle in the tee to prevent back ups.						Adaptable 1½" x 1¼" washer included. Can be utilized to connect 1½" tubes, 1¼" tubes, as well as adapt from 1½" to 1¼" tubes. Replaces conventional sink traps.				
BAFFLE TEE						WASHBASIN P-TRAP					
	186301	1½"		5	2		175141	1¼"		10	3
	Used to connect garbage disposal discharge into kitchen sink drain, using the existing trap. Baffle prevents disposer discharge from backing up into the other sink.						Connects washbasin to DWV piping system.				
SLIP COUPLER						SINK P-TRAP					
	138601	1½"/1¼"		5	1		175151	1½"/1¼"		5	2
	Adaptable 1½" x 1¼" washer included. Can be utilized to connect 1½" tubes, 1¼" tubes, as well as adapt from 1½" to 1¼" tubes.						Adaptable 1½" x 1¼" washer included. Can be utilized to connect 1½" tubes, 1¼" tubes, as well as adapt from 1½" to 1¼" tubes. Connects sink to DWV piping system.				
SINK P-TRAP W/TRANSITION ADAPTER						SINK P-TRAP W/TRANSITION ADAPTER					
	175161	1½"/1¼"		25	10						
	Adaptable 1½" x 1¼" washer included. Can be utilized to connect 1½" tubes, 1¼" tubes, as well as adapt from 1½" to 1¼" tubes. Connects sink to DWV piping system.										

Desc.	Part#	Size	Pkg. Qty.	Box Qty.	Box Wt.	Desc.	Part#	Size	Pkg. Qty.	Box Qty.	Box Wt.
P-TRAP W/SOLVENT WELD ELBOW						PVC DYNAMIC DUO™ TRAP ADAPTER					
	176151	1 1/2" x 1 1/2"/1 1/4"	5	2			722151	1 1/2" x 1 1/4"/1 1/2"	5	1	
	Adaptable 1 1/2" x 1 1/4" washer included. Can be utilized to connect 1 1/2" tubes, 1 1/4" tubes, as well as adapt from 1 1/2" to 1 1/4" tubes. Furnished with special PVC elbow to allow solvent welding directly to 1 1/2" Sch. 40 pipe.						Adaptable 1 1/2" x 1 1/4" washer included. Can be utilized to connect 1 1/2" tubes, 1 1/4" tubes, as well as adapt from 1 1/2" to 1 1/4" tubes. Solvent welds to 1 1/2" Sch. 40 drain pipe and connects via slip jamnut to either 1 1/2" or 1 1/4" tubular traps. Eliminates the need for stocking extra trap adapter configurations.				
ANTI-SIPHON P-TRAP (BUILT IN VENT)						SLIP JAMNUT					
	178151	1 1/2"	10	6			147141	1 1/4"	10	1	
	Combines the NovaVent™ anti-siphon valve and P-trap into a compact single unit. The anti-siphon trap provides a simple way of solving waste pipe drainage problems caused by inadequate plumbing system venting. Replaces almost any current fixture trap.						147151	1 1/2"	10	1	
	Interchanges with metal or plastic jamnuts. Special design allows tightening without tools.					ASSORTED SLIP WASHERS					
S-TRAP							148001		10	1	
	177141	1 1/4"	5	3		Ideal for sealing applications when used with slip jamnuts. Package assortment includes: (2)-1 1/2" Flat Washers, (2)-1 1/2" x 1 1/4" Reducing Washers, (2)-1 1/2" Slip Washers, and (2) 1 1/4" Slip Washers.					
	177151	1 1/2"/1 1/4"	5	4		Used in kitchen sink and washbasin applications where plumbing connection is made at floor. Adaptable 1 1/2" x 1 1/4" washer included in P/N 177151. Can be utilized to connect 1 1/2" tubes, 1 1/4" tubes, as well as adapt from 1 1/2" to 1 1/4" tubes.					
END OPENING CONTINUOUS WASTE (ADJUSTABLE - DIRECT CONNECT)						ASSORTED SLIP WASHERS					
	186001	1 1/2"	5	3		Ideal for sealing applications when used with slip jamnuts. Package assortment includes: (2)-1 1/2" Flat Washers, (2)-1 1/2" x 1 1/4" Reducing Washers, (2)-1 1/2" Slip Washers, and (2) 1 1/4" Slip Washers.					
	Connects double compartment sinks into a single trap located to one side under the sink. Can be assembled directly to sink strainers or tailpiece pipes. Features a removable baffle.					Used in kitchen sink and washbasin applications where plumbing connection is made at floor. Adaptable 1 1/2" x 1 1/4" washer included in P/N 177151. Can be utilized to connect 1 1/2" tubes, 1 1/4" tubes, as well as adapt from 1 1/2" to 1 1/4" tubes.					
CENTER OPENING CONTINUOUS WASTE (ADJUSTABLE - DIRECT CONNECT)						ASSORTED SLIP WASHERS					
	186101	1 1/2"	5	3		Ideal for sealing applications when used with slip jamnuts. Package assortment includes: (2)-1 1/2" Flat Washers, (2)-1 1/2" x 1 1/4" Reducing Washers, (2)-1 1/2" Slip Washers, and (2) 1 1/4" Slip Washers.					
	Connects double compartment sinks into a single trap located in the center under the sink. Connects directly to sink strainers or tailpiece pipes.					Used in kitchen sink and washbasin applications where plumbing connection is made at floor. Adaptable 1 1/2" x 1 1/4" washer included in P/N 177151. Can be utilized to connect 1 1/2" tubes, 1 1/4" tubes, as well as adapt from 1 1/2" to 1 1/4" tubes.					
BATHTUB TRIP LEVER WASTE						ASSORTED SLIP WASHERS					
	19015	1 1/2"	1	2		Ideal for sealing applications when used with slip jamnuts. Package assortment includes: (2)-1 1/2" Flat Washers, (2)-1 1/2" x 1 1/4" Reducing Washers, (2)-1 1/2" Slip Washers, and (2) 1 1/4" Slip Washers.					
	Made of heavy-duty PVC with chrome plated face plate and strainer. Easy to install, it adjusts to any standard size bathtub.					Used in kitchen sink and washbasin applications where plumbing connection is made at floor. Adaptable 1 1/2" x 1 1/4" washer included in P/N 177151. Can be utilized to connect 1 1/2" tubes, 1 1/4" tubes, as well as adapt from 1 1/2" to 1 1/4" tubes.					

PVC Pressure Pipe and Fittings are used in cold water pressure applications. Schedule 40 is used in applications such as irrigation, underground residential sprinkler systems, water service pipe, deionized water lines, swimming pool installations, and some chemical drainage systems. Sch. 80 fittings are used with chemical processing, industrial plating, chilled water distribution, chemical drainage, and other high pressure fluid applications.



•Pressure Pipe

- SDR Pipe meets ASTM D2241
- Sch. 40 PVC Pipe meets ASTM D1785
- Sch. 40 PVC Pipe 1½" and larger is dual rated for pressure (ASTM D1785) and drainage (ASTM D2665) applications.
- Belled pipe ends meet ASTM D2672 (Pipe measures 20' before beelling)
- NSF Listed (except class rated pipe)

•Sch. 40 Pressure Fittings

- Meets ASTM D2466
- NSF Listed

•Sch. 80 Pressure Fittings

- Meets ASTM D2467
- NSF Listed


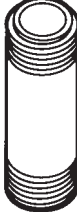


- Pipe diameters are the same as iron pipe. (IPS=Iron Pipe Size)
- Solvent weld joints.
- Pressure pipe and fittings are for use in the distribution of pressurized fluids only, which are chemically compatible with the piping materials.
- Pipe produced to a Standard Dimensional Ratio (SDR) has a wall thickness that is proportional to its diameter and all sizes have the same pressure rating; the pressure rating for Schedule pipe decreases as the diameter increases.







800.521.7488 or 810.744.4500 Fax: 810.744.3130
 www.genovaproducts.com • inquiry@genovaproducts.com
 8 a.m. to 5 p.m. - Eastern Standard Time (Monday-Friday)





After business hours please leave a phone message and we will return your call on the next business day.

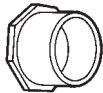
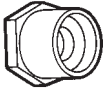
Desc.	Part#	Size		Pressure Rating at 73° F (PSI)	Bdl. Qty. (lgths.)	Skid Qty. (lgths.)	Bdl. Wt. (lbs.)
PVC PRESSURE PIPE (SCH.40 AND SDR) Cold Water Use Only!	30005	1/2" x 20' (SDR 13.5)	Belled End	315	10	240	21
	31005	1/2" x 10' (SDR 13.5)	Plain End	315	10	480	11
	30007	3/4" x 20' (SDR 21)	Belled End	200	10	200	26
	31007	3/4" x 10' (SDR 21)	Plain End	200	10	400	13
	30010	1" x 20' (SDR 21)	Belled End	200	10	240	34
	31010	1" x 10' (SDR 21)	Plain End	200	10	240	17
	30011	1 1/4" x 20' (SDR 21)	Belled End	200	5	180	26
	31011	1 1/4" x 10' (SDR 21)	Plain End	200	5	180	13
	30012	1 1/2" x 20' (SDR 21)	Belled End	200	5	200	34
	31012	1 1/2" x 10' (SDR 21)	Plain End	200	5	200	17
	30022	2" x 20' (SDR 21)	Belled End	200	5	150	53
	31022	2" x 10' (SDR 21)	Plain End	200	5	150	27
	300057	1/2" x 20' (Sch. 40)	Belled End	600	10	240	33
	310057	1/2" x 10' (Sch. 40)	Plain End	600	10	480	17
	300058	1/2" x 20' (Sch. 40)	Plain End	600	10	240	33
	300077	3/4" x 20' (Sch. 40)	Belled End	480	10	200	43
	310077	3/4" x 10' (Sch. 40)	Plain End	480	10	400	22
	300078	3/4" x 20' (Sch. 40)	Plain End	480	10	200	43
	300107	1" x 20' (Sch. 40)	Belled End	450	10	240	65
	310107	1" x 10' (Sch. 40)	Plain End	450	10	240	33
	300108	1" x 20' (Sch. 40)	Plain End	450	10	240	65
	300117	1 1/4" x 20' (Sch. 40)	Belled End	370	5	180	44
	310117	1 1/4" x 10' (Sch. 40)	Plain End	370	5	180	22
	300118	1 1/4" x 20' (Sch. 40)	Plain End	370	5	180	44
	300127	1 1/2" x 20' (Sch. 40)	Belled End	330	5	200	54
	70011	1 1/2" x 10' (Sch. 40)	Plain End	330	5	180	27
	300227	2" x 20' (Sch. 40)	Belled End	280	5	150	73
	70021	2" x 10' (Sch. 40)	Plain End	280	5	140	35
	310257	2 1/2" x 10' (Sch. 40)	Plain End	300	5	150	56
	300257	2 1/2" x 20' (Sch. 40)	Belled End	300	5	75	111
	34011	1 1/4" x 20' (SDR 26)	Belled End	160	5	180	21
	35011	1 1/4" x 10' (SDR 26)	Plain End	160	5	180	11
	34012	1 1/2" x 20' (SDR 26)	Belled End	160	5	200	28
	35012	1 1/2" x 10' (SDR 26)	Plain End	160	5	200	14
	34022	2" x 20' (SDR 26)	Belled End	160	5	150	43
34032	3" x 20' (SDR 26)	Belled End	160	5	75	93	
34042	4" x 20' (SDR 26)	Belled End	160	5	40	146	
35022	2" x 10' (SDR 26)	Plain End	160	5	150	22	
33010	1" x 10' (Class 125)	Plain End	125	10	240	12	
33011	1 1/4" x 10' (Class 125)	Plain End	125	5	180	11	
32012	1 1/2" x 20' (Class 125)	Belled End	125	5	200	25	
33012	1 1/2" x 10' (Class 125)	Plain End	125	5	200	13	
32022	2" x 20' (Class 125)	Belled End	125	5	150	38	
33022	2" x 10' (Class 125)	Plain End	125	5	150	19	





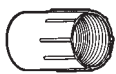
Desc.	Part#	Size	Pkg. Qty.	Box Qty.	Box Wt.	Desc.	Part#	Size	Pkg. Qty.	Box Qty.	Box Wt.
SCH. 80 NIPPLES (MIP X MIP)						(continued...)					
	383001	1/2" x 1-3/8" (C)	10	50	2	SCH. 80 NIPPLES (MIP X MIP)					
	3403015	1/2" x 1 1/2" (S)		50	2	3407030	1 1/2" x 3"		25	5	
	383020	1/2" x 2"	10	50	2	3407040	1 1/2" x 4"		25	7	
	3403025	1/2" x 2 1/2"		50	2	3407050	1 1/2" x 5"		25	9	
	3403030	1/2" x 3"		50	3	3407060	1 1/2" x 6"		25	9	
	3403035	1/2" x 3 1/2"		50	3	3407080	1 1/2" x 8"		25	13	
	3403040	1/2" x 4"		50	4	3407100	1 1/2" x 10"		15	9	
	3403045	1/2" x 4 1/2"		50	4	3407120	1 1/2" x 12"		15	11	
	3403050	1/2" x 5"		25	3	3408001	2" x 2" (C)		25	5	
	383060	1/2" x 6"	10	50	6	3408025	2" x 2 1/2" (S)		25	6	
	3403080	1/2" x 8"		25	4	3408030	2" x 3"		25	7	
	3403100	1/2" x 10"		25	5	3408040	2" x 4"		25	9	
	383120	1/2" x 12"	10	50	11	3408050	2" x 5"		25	12	
	3403180	1/2" x 18"		25	8	3408060	2" x 6"		25	13	
	3403240	1/2" x 24"		10	5	3408080	2" x 8"		25	17	
	3403360	1/2" x 36"		10	6	3408100	2" x 10"		10	8	
	3403480	1/2" x 48"		10	8	3408120	2" x 12"		10	10	
	384001	3/4" x 1-3/8" (C)	10	50	2	Used for sprinkler systems where an extension is needed for the sprinkler head to be above ground level. Also may be used to prevent damage to the sprinkler head. Teflon thread tape is recommended for threaded joints.					
	384020	3/4" x 2"	10	50	3	PE NIPPLES (MIP X MIP)					
	3404025	3/4" x 2 1/2"		50	3		3303020	1/2" x 2"	10	500	9
	3404030	3/4" x 3"		50	4		3303030	1/2" x 3"	10	250	7
	384040	3/4" x 4"	10	50	6		3303040	1/2" x 4"	10	250	11
	3404050	3/4" x 5"		25	3	Used for sprinkler systems where an extension is needed for the sprinkler head to be above ground level. Also may be used to prevent damage to the sprinkler head. Teflon thread tape is recommended for threaded joints.					
	384060	3/4" x 6"	10	50	8						
	3404080	3/4" x 8"		25	5						
	3404100	3/4" x 10"		25	6						
	384120	3/4" x 12"	10	50	17						
	3404180	3/4" x 18"		10	6						
	3404240	3/4" x 24"		10	7						
	3404360	3/4" x 36"		10	10						
	3404480	3/4" x 48"		10	12						
	3405001	1" x 1 1/2" (C)		50	3						
	3405020	1" x 2" (S)		50	4						
	3405030	1" x 3"		50	5						
	3405040	1" x 4"		25	4						
	3405050	1" x 5"		25	5						
	3405060	1" x 6"		25	6						
	3405080	1" x 8"		25	7						
	3405100	1" x 10"		25	8						
	3405120	1" x 12"		25	10						
	3406001	1 1/4" x 1-5/8" (C)		25	3						
	3406020	1 1/4" x 2" (S)		25	3						
	3406025	1 1/4" x 2 1/2"		25	3						
	3406030	1 1/4" x 3"		25	4						
	3406040	1 1/4" x 4"		25	5						
	3406050	1 1/4" x 5"		25	12						
	3406060	1 1/4" x 6"		25	8						
	3406080	1 1/4" x 8"		25	10						
	3406100	1 1/4" x 10"		20	10						
	3406120	1 1/4" x 12"		20	12						
	3407001	1 1/2" x 1 3/4" (C)		25	3						
	3407020	1 1/2" x 2" (S)		25	4						
	3407025	1 1/2" x 2 1/2"		25	4						
(continued...)											

Desc.	Part#	Size	Pkg. Qty.	Box Qty.	Box Wt.
COUPLING (SLIP X SLIP)					
	30105	1/2"	25	600	25
	30107	3/4"	25	300	14
	30110	1"	10	300	22
	30114	1 1/4"	25	150	15
	30115	1 1/2"	10	120	17
	30120	2"	10	50	11
	30190	2 1/2"		10	6
	30130	3"		10	8
	30140	4"		5	6
	30160	6"		5	13
Used to join lengths of pipe.					
COUPLING SLIP X SLIP CONTRACTOR PACK					
	30105CP	1/2"		50	17
	30107CP	3/4"		25	12
	30110CP	1"		10	8
Conveniently packaged in quantities of 10.					
EXTENDED SOCKET COUPLING (SLIP X SLIP)					
	E30105	1/2"	25	600	24
	E30107	3/4"	25	300	17
	E30110	1"	10	300	23
	E30114	1 1/4"		25	4
	E30115	1 1/2"		25	4
	E30120	2"		25	6
Used to join lengths of pipe.					
REDUCING COUPLING (SLIP X SLIP)					
	30175	3/4" x 1/2"		50	3
	30117	1" x 3/4"		50	5
Used to reduce or increase pipe sizes.					
REPAIR COUPLING (NO STOP) (HUB X HUB)					
	30102	1/2"	10	100	4
	30103	3/4"	10	50	3
	30111	1"	10	50	4
	30113	1 1/4"		10	1
	30116	1 1/2"	5	10	2
	30122	2"	5	10	2
Furnished without center stop so that stationary lengths of pipe can be spliced together.					
THREADED COUPLING (FIP X FIP)					
	30125	1/2"	10	400	19
	30127	3/4"	10	300	21
	30128	1"	10	300	31
Used for joining sections of threaded pipe and/or nipples. Teflon thread tape is recommended for threaded joints.					

Desc.	Part#	Size	Pkg. Qty.	Box Qty.	Box Wt.
CAP (SLIP)					
	30155	1/2"	10	600	15
	30157	3/4"	10	600	20
	30158	1"	10	300	18
	30159	1 1/4"	25	300	25
	30151	1 1/2"	10	120	14
	30152	2"	10	120	20
	30150*	2 1/2"		10	4
	30153*	3"		10	6
	30154*	4"		5	5
	30156*	6"		5	11
Used to cap pipe. *Caps are designed with dome shaped top.					
CAP (SLIP) CONTRACTOR PACK					
	30155CP	1/2"		60	15
	30157CP	3/4"		60	20
	30158CP	1"		10	7
Conveniently packaged in quantities of 10.					
CAP (FIP)					
	30165	1/2"	10	600	17
	30167	3/4"	10	400	15
	30168	1"	10	300	20
	30169	1 1/4"	25	150	15
	30161	1 1/2"	25	150	20
	30162	2"	10	50	11
	30163	3"		10	6
	30166	4"		5	4
Used to cap threaded pipe. Adapts to standard male pipe threads. Teflon thread tape is recommended for threaded joints.					
PLUG (MIP)					
	31805	1/2"	10	400	11
	31807	3/4"	10	400	16
	31810	1"	10	400	24
	31814	1 1/4"		25	3
	31815	1 1/2"		25	3
	31820	2"		10	2
	31890	2 1/2"		10	3
	31829	3"		10	5
	31839	4"		5	4
Adapts to standard female pipe threads. Teflon thread tape is recommended for threaded joints.					

Desc.	Part#	Size	Pkg. Qty.	Box Qty.	Box Wt.
PLUG (SPIGOT)					
	31825	1/2"	10	300	9
	31827	3/4"	10	300	9
	31830	1"	10	200	12
	31834	1 1/4"		25	3
	31835	1 1/2"		25	3
	31840	2"		10	2
	31845	2 1/2"		10	4
	31850	3"		10	5
	31860	4"		5	4
Solvent welds directly into fitting socket to form permanent closure.					
REDUCING BUSHING (SPIGOT X SLIP)					
	30275	3/4" x 1/2"	10	400	11
	30215	1" x 1/2"	10	400	20
	30217	1" x 3/4"	10	400	16
	30245	1 1/4" x 1/2"		25	3
	30247	1 1/4" x 3/4"	25	300	27
	30240	1 1/4" x 1"	25	300	19
	30255	1 1/2" x 1/2"		25	3
	30257	1 1/2" x 3/4"	10	120	15
	30250	1 1/2" x 1"	10	120	14
	30254	1 1/2" x 1 1/4"	10	120	9
	30225	2" x 1/2"		10	2
	30227	2" x 3/4"		10	2
	30220	2" x 1"	10	120	23
	30224	2" x 1 1/4"	10	120	22
	30221	2" x 1 1/2"	10	120	17
	30290	2 1/2" x 1"		10	4
	30294	2 1/2" x 1 1/4"		10	4
	30291	2 1/2" x 1 1/2"		10	4
	30292	2 1/2" x 2"		10	3
	30230	3" x 1"		10	5
	30234	3" x 1 1/4"		10	5
	30231	3" x 1 1/2"		10	5
	30232	3" x 2"		10	5
	30239	3" x 2 1/2"		10	5
	30242	4" x 2"		5	4
	30249	4" x 2 1/2"		5	5
	30243	4" x 3"		5	4
	30264	6" x 4"		5	9
Inserts into fitting hub to reduce to smaller pipe size.					

Desc.	Part#	Size	Pkg. Qty.	Box Qty.	Box Wt.
REDUCING BUSHING (MIP X FIP)					
	34351	1/2" x 1/4"		50	2
	34375	3/4" x 1/2"	10	300	8
	34315	1" x 1/2"	10	200	10
	34317	1" x 3/4"	10	200	8
	34345	1 1/4" x 1/2"		25	4
	34347	1 1/4" x 3/4"		25	3
	34340	1 1/4" x 1"		25	3
	34355	1 1/2" x 1/2"		25	4
	34357	1 1/2" x 3/4"		25	3
	34350	1 1/2" x 1"		25	3
	34354	1 1/2" x 1 1/4"		25	2
	34320	2" x 1"		10	3
	34324	2" x 1 1/4"		10	2
	34321	2" x 1 1/2"		10	2
Inserts into threaded fitting socket to reduce to smaller threaded opening. Teflon thread tape is recommended for threaded joints.					
REDUCING BUSHING (SPIGOT X FIP)					
	34259	1/2" x 1/8"		100	3
	34251	1/2" x 1/4"		100	3
	34275	3/4" x 1/2"	10	400	14
	34215	1" x 1/2"	10	400	22
	34217	1" x 3/4"	10	400	18
	34245	1 1/4" x 1/2"		25	4
	34247	1 1/4" x 3/4"		25	3
	34240	1 1/4" x 1"		25	3
	34255	1 1/2" x 1/2"		25	3
	34257	1 1/2" x 3/4"		25	4
	34250	1 1/2" x 1"		25	4
	34254	1 1/2" x 1 1/4"		25	3
	34225	2" x 1/2"		10	2
	34227	2" x 3/4"		10	3
	34220	2" x 1"		10	3
	34224	2" x 1 1/4"		10	2
	34221	2" x 1 1/2"		10	2
	34290	2 1/2" x 1"		10	4
	34291	2 1/2" x 1 1/2"		10	4
	34292	2 1/2" x 2"		10	3
	34230	3" x 1"		10	5
	34232	3" x 2"		10	5
	34239	3" x 2 1/2"		10	5
	34249	4" x 2 1/2"		5	5
Inserts into fitting hub to reduce to standard male pipe threads. Teflon thread tape is recommended for threaded joints.					

Desc.	Part#	Size	Pkg. Qty.	Box Qty.	Box Wt.
FEMALE ADAPTER (SLIP X FIP)					
	30305	1/2"	10	500	18
	30307	3/4"	10	300	14
	30310	1"	10	300	25
	30314	1 1/4"	25	150	17
	30315	1 1/2"	10	120	19
	30320	2"	10	50	11
	30390	2 1/2"		10	6
	30330	3"		10	8
	30340	4"		5	5
	30360	6"		4	10

Adapts pressure pipe to standard male pipe threads. Teflon thread tape is recommended for threaded joints.

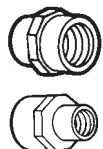
**FEMALE ADAPTER (SLIP X FIP)
CONTRACTOR PACK**



30305CP	1/2"	50	18
30307CP	3/4"	25	12
30310CP	1"	10	9

Conveniently packaged in quantities of 10.

REDUCING FEMALE ADAPTER (SLIP X FIP)



30357	1/2" x 3/4"	50	3
30375	3/4" x 1/2"	10	150
30376	3/4" x 1"	50	4
30377	1" x 3/4"	50	4

Adapts pressure pipe to standard male pipe threads. Fitting reduces to smaller pipe size. Teflon thread tape is recommended for threaded joints.


MALE ADAPTER (SLIP X MIP)



30405	1/2"	10	500	16
30407	3/4"	10	300	13
30410	1"	10	300	22
30414	1 1/4"	25	150	16
30415	1 1/2"	10	120	16
30420	2"	10	50	10
30490	2 1/2"		10	5
30430	3"		10	6
30440	4"		5	5
30460	6"		4	10



Adapts pressure pipe to standard female pipe threads. Teflon thread tape is recommended for threaded joints.

**MALE ADAPTER (SLIP X MIP)
CONTRACTOR PACK**



30405CP	1/2"	50	16
30407CP	3/4"	25	11
30410CP	1"	10	8

Conveniently packaged in quantities of 10.

Desc.	Part#	Size	Pkg. Qty.	Box Qty.	Box Wt.
REDUCING MALE ADAPTER (SLIP X MIP)					
	30457	1/2" x 3/4"	10	150	7
	30475	3/4" x 1/2"	10	300	12
	30476	3/4" x 1"	10	100	8
	30477	1" x 3/4"		50	4
	30441	1" x 1 1/4"		25	3
	30404	1 1/4" x 1"		25	3
	30454	1 1/4" x 1 1/2"		25	4
	30452	1 1/2" x 1 1/4"		25	4
	30421	1 1/2" x 2"		10	2
	30412	2" x 1 1/2"		10	2

Adapts pressure pipe to standard female pipe threads. Fitting reduces to smaller pipe size. Teflon thread tape is recommended for threaded joints.

45° ELBOW (SLIP X SLIP)



30605	1/2"	10	300	12
30607	3/4"	10	300	18
30610	1"	10	200	19
30614	1 1/4"	10	120	17
30615	1 1/2"	10	50	11
30620	2"	5	50	15
30690	2 1/2"		10	8
30630	3"		10	10
30640	4"		5	8
30660	6"		4	18

Used to change direction in piping.

90° ELBOW (SLIP X SLIP)



30705	1/2"	10	300	18
30707	3/4"	10	300	24
30710	1"	10	120	17
30714	1 1/4"	10	50	11
30715	1 1/2"	10	50	15
30720	2"	5	50	23
30790	2 1/2"		10	10
30730	3"		10	14
30740	4"		5	10
30760	6"		4	22







Used to change direction in piping.


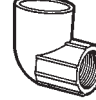




**90° ELBOW (SLIP X SLIP)
CONTRACTOR PACK**


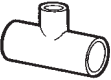


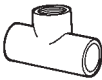
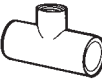
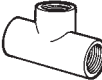
30705CP	1/2"	50	29
30707CP	3/4"	25	20
30710CP	1"	10	15




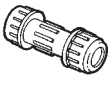
Conveniently packaged in quantities of 10.


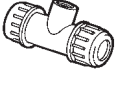


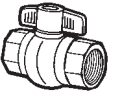
Desc.	Part#	Size	Pkg. Qty.	Box Qty.	Box Wt.
REDUCING 90° ELBOW (SLIP X SLIP)					
	30775	3/4" x 1/2"	10	100	8
	30716	1" x 1/2"		50	5
	30717	1" x 3/4"		50	6
	30741	1 1/4" x 1"		25	5
	30750	1 1/2" x 1"		25	8
Used to change direction in piping. Fitting reduces to smaller pipe size.					
90° STREET ELBOW (MIP X FIP)					
	32705	1/2"		50	5
	32707	3/4"		50	5
	32715	1 1/2"		25	9
	32720	2"		10	6
Used to change direction in piping. Adapts to standard male pipe threads. Teflon thread tape is recommended for threaded joints.					
90° STREET ELBOW (MIP X FIP)					
	M32705	1/2"		50	3
	M32707	3/4"		50	3
Used to change direction in piping. Adapts to standard male pipe threads. These elbows are made of Marlex. Teflon thread tape is recommended for threaded joints.					
90° STREET ELBOW (SLIP X MIP)					
	32805	1/2"		50	3
	32807	3/4"		50	4
	32810	1"		50	7
	32814	1 1/4"		25	6
	32815	1 1/2"		25	7
	32820	2"		10	5
Used to change direction in piping. Adapts to standard female pipe threads. Teflon thread tape is recommended for threaded joints.					
90° STREET ELBOW (SLIP X SPIGOT)					
	32905	1/2"		50	3
	32907	3/4"		50	4
	32910	1"	10	50	7
	32914	1 1/4"		25	5
	32915	1 1/2"		25	8
	32920	2"		10	5
Used to change direction in piping.					
90° THREADED ELBOW (FIP X FIP)					
	33705	1/2"	10	200	16
	33707	3/4"	10	100	11
	33710	1"	10	100	18
	33714	1 1/4"		25	8
Used to change direction in piping. Adapts to standard male pipe threads. Teflon thread tape is recommended for threaded joints.					

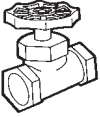

Desc.	Part#	Size	Pkg. Qty.	Box Qty.	Box Wt.
90° FEMALE ELBOW (SLIP X FIP)					
	33905	1/2"	10	300	20
	33907	3/4"	10	300	25
	33910	1"	10	120	17
	33914	1 1/4"	10	120	27
	33915	1 1/2"	10	50	16
	33920	2"	5	50	25
	33990	2 1/2"		10	15
	33940	4"		5	10
Used to change direction in piping. Adapts from solvent welded line to standard male pipe threads. Teflon thread tape is recommended for threaded joints.					
REDUCING 90° FEMALE ELBOW (SLIP X FIP)					
	34157	1/2" x 3/4"		50	4
	34175	3/4" x 1/2"	10	300	22
	34115	1" x 1/2"	10	50	6
	34117	1" x 3/4"	10	100	13
Used to change direction in piping and reduce size. Adapts from solvent welded line to standard male pipe threads. Teflon thread tape is recommended for threaded joints.					
90° ELBOW W/FEMALE SIDE INLET (SLIP X SLIP X FIP)					
	33105	1/2"		50	4
Commonly used to connect threaded sprinkler risers to underground systems. Adapts to standard male pipe threads. Teflon thread tape is recommended for threaded joints.					
RED. 90° ELBOW W/FEMALE SIDE INLET (SLIP X SLIP X FIP)					
	33175	3/4" x 3/4" x 1/2"	10	50	5
	33176	1" x 1" x 1/2"		25	3
Commonly used to connect threaded sprinkler risers to underground systems. Fitting reduces to a smaller pipe size. Adapts to standard male pipe threads. Teflon thread tape is recommended for threaded joints.					
TEE (SLIP X SLIP X SLIP)					
	31405	1/2"	10	300	22
	31407	3/4"	10	300	31
	31410	1"	10	120	19
	31414	1 1/4"	10	120	30
	31415	1 1/2"	10	50	19
	31420	2"	10	50	27
	31450	2 1/2"		10	12
	31430	3"		10	16
	31440	4"		5	13
	31446	6"		4	29
Used to provide a branch supply line from a main line.					






Desc.	Part#	Size	Pkg. Qty.	Box Qty.	Box Wt.
TEE (SLIP X SLIP X SLIP)					
CONTRACTOR PACK					
	31405CP	1/2"		25	19
	31407CP	3/4"		25	24
	31410CP	1"		10	16
Conveniently packaged in quantities of 10.					
REDUCING TEE (SLIP X SLIP X SLIP)					
	31403	1/2" x 1/2" x 3/4"		50	4
	31404	1/2" x 1/2" x 1"		50	6
	31421	3/4" x 1/2" x 1/2"		50	5
	31471	3/4" x 3/4" x 1/2"	10	150	13
	31476	3/4" x 1/2" x 3/4"		50	5
	31406	3/4" x 3/4" x 1"		50	7
	31475	1" x 1" x 1/2"	10	50	7
	31411	1" x 1/2" x 1"		50	7
	31477	1" x 1" x 3/4"	10	120	18
	31408	1" x 1" x 1 1/4"		50	11
	31409	1" x 1" x 1 1/2"		25	8
	31429	1 1/4" x 1" x 1"		25	6
	31490	1 1/4" x 1 1/4" x 1/2"		25	6
	31491	1 1/4" x 1 1/4" x 3/4"		25	6
	31474	1 1/4" x 1 1/4" x 1"	10	50	12
	31413	1 1/4" x 1 1/4" x 1 1/2"		25	9
	31473	1 1/4" x 1 1/4" x 2"		25	9
	31417	1 1/2" x 1 1/4" x 3/4"		25	7
	31493	1 1/2" x 1 1/2" x 1/2"		25	6
	31494	1 1/2" x 1 1/2" x 3/4"		25	7
	31495	1 1/2" x 1 1/2" x 1"		25	8
	31419	1 1/2" x 1 1/2" x 1 1/4"		25	8
	31492	1 1/2" x 1 1/2" x 2"	10	5	5
	31431	2" x 1 1/2" x 3/4"	10	4	4
	31432	2" x 1 1/2" x 1"	10	5	5
	31433	2" x 2" x 1/2"	10	4	4
	31434	2" x 2" x 3/4"	10	4	4
	31435	2" x 2" x 1"	10	4	4
	31436	2" x 2" x 1 1/4"	10	4	4
	31472	2" x 2" x 1 1/2"	10	5	5
	31423	3" x 3" x 2"	10	12	12
	31442	4" x 4" x 2"	5	8	8
	31443	6" x 6" x 3"	5	21	21
	31449	6" x 6" x 4"	5	24	24
Used to provide a branch supply line from a main line. Fitting reduces to a smaller pipe size.					

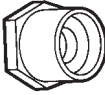


Desc.	Part#	Size	Pkg. Qty.	Box Qty.	Box Wt.
FEMALE TEE (SLIP X SLIP X FIP)					
	31455	1/2"	10	300	23
	31457	3/4"	10	300	30
	31458	1"	10	100	19
	31454	1 1/4"		25	8
	31451	1 1/2"		25	11
	31452	2"	10	8	8
Solvent welds into main line to provide a threaded branch line of the same size. Teflon thread tape is recommended for threaded joints.					
REDUCING FEMALE TEE (SLIP X SLIP X FIP)					
	31448	1/2" x 1/2" x 1/8"		50	4
	31459	1/2" x 1/2" x 3/4"		50	5
	31481	3/4" x 3/4" x 1/2"	10	150	15
	31463	3/4" x 1/2" x 1/2"		50	5
	31456	3/4" x 1/2" x 3/4"		50	5
	31461	1" x 3/4" x 1/2"		50	6
	31485	1" x 1" x 1/2"	10	120	18
	31487	1" x 1" x 3/4"	10	120	19
	31462	1 1/4" x 1" x 1/2"		25	5
	31460	1 1/4" x 1" x 1"		25	8
	31480	1 1/4" x 1 1/4" x 1/2"		25	6
	31488	1 1/4" x 1 1/4" x 3/4"		25	6
	31484	1 1/4" x 1 1/4" x 1"		25	7
	31469	1 1/2" x 1 1/4" x 3/4"		25	9
	31470	1 1/2" x 1 1/4" x 1"		25	7
	31478	1 1/2" x 1 1/2" x 1/2"		25	7
	31479	1 1/2" x 1 1/2" x 3/4"		25	7
	31489	1 1/2" x 1 1/2" x 1"		25	8
	31486	1 1/2" x 1 1/2" x 1 1/4"		25	9
	31482	2" x 2" x 1/2"	10	4	4
	31496	2" x 2" x 3/4"	10	4	4
	31497	2" x 2" x 1"	10	4	4
	31498	2" x 2" x 1 1/4"	10	5	5
	31499	2" x 2" x 1 1/2"	10	6	6
Solvent welds into main line to provide a threaded branch line of reduced size. Teflon thread tape is recommended for threaded joints.					
FEMALE TEE (FIP X FIP X FIP)					
	35455	1/2"	10	100	9
	35457	3/4"	10	100	13
	35458	1"	10	100	22
Adapts to male threaded main line to provide a threaded branch line of the same size. Teflon thread tape is recommended for threaded joints.					

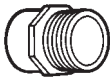
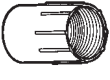



Desc.	Part#	Size	Pkg. Qty.	Box Qty.	Box Wt.
CROSS (ALL SLIP)					
	34405	1/2"	10	50	5
	34407	3/4"	10	50	6
	34410	1"	10	50	10
	34414	1 1/4"		25	9
	34415	1 1/2"		25	12
	34420	2"		10	7
	34430	3"		10	19
	34440	4"		5	15
Used to connect like size lateral piping.					
UNION (SLIP X SLIP)					
	37205	1/2"	10	20	3
	37207	3/4"	10	20	6
	37210	1"		10	4
	37214	1 1/4"	5	10	8
	37215	1 1/2"	5	10	6
	37220	2"	5	10	9
	This union solvent welds directly to PVC pipe and provides a method for future disassembly of piping without cutting. Working Pressure: 150 PSI @ 73°				
FIP UNION (FIP X FIP)					
	37505	1/2"		12	3
	37507	3/4"		12	4
	37510	1"		12	5
	37514	1 1/4"		6	3
	37515	1 1/2"		6	4
	37520	2"		6	8
This union joins to male threaded pipe and provides a method for future disassembly of piping without cutting. Teflon thread tape is recommended for threaded joints. Working Pressure: 150 PSI @ 73°					
COMPRESSION COUPLING (COMP. X COMP.)					
	37105	1/2"		20	6
	37107	3/4"		20	7
	37110	1"		20	9
	37114	1 1/4"		10	7
	37115	1 1/2"		10	9
	37120	2"		10	12
Commonly referred to as a "dresser coupling," this fitting is used to join two pieces of PVC or other iron pipe sized pipe in cold water applications. Most often used for in-line repairs.					


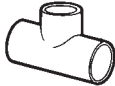
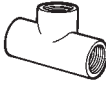

Desc.	Part#	Size	Pkg. Qty.	Box Qty.	Box Wt.
COMPRESSION MALE ADAPTER (COMP. X MIP)					
	37607	3/4"		6	1
	37610	1"		6	2
Adapts PVC or other iron pipe sized pipe in cold water applications to standard female pipe threads. Teflon thread tape is recommended for threaded joints.					
COMPRESSION TEE W/FIP BRANCH (COMP. X COMP. X FIP)					
	37705	1/2"		24	7
	37707	3/4"		12	5
	37710	1"		12	7
	37775	3/4" x 3/4" x 1/2"		12	5
Provides a threaded branch line from a main line. Adapts PVC pipe or other iron pipe sized pipe to male pipe threads in cold water applications. Teflon thread tape is recommended for threaded joints.					
RISER EXTENDER (FIP X MIP)					
	34505	1/2"		50	3
	34507	3/4"		50	3
Used to extend sprinkler risers. May be used in initial installation or for replacement purposes. Teflon thread tape is recommended for threaded joints.					
BALL VALVE (SLIP X SLIP)					
	37305	1/2"		10	2
	37307	3/4"		10	4
	37310	1"		10	5
	37314	1 1/4"		10	7
	37315	1 1/2"		4	4
	37320	2"		4	7
These ball valves are made out of PVC for corrosion resistance. Used anywhere a full flow valve is required such as swimming pools, irrigation systems or agricultural applications. Working Pressure: 150 PSI @ 73°					
BALL VALVE (FIP X FIP)					
	37405	1/2"		10	2
	37407	3/4"		10	4
	37410	1"		10	6
	37414	1 1/4"		10	7
	37415	1 1/2"		4	4
	37420	2"		4	7
These ball valves are made out of PVC for corrosion resistance. Used anywhere a full flow valve is required such as swimming pools, irrigation systems or agricultural applications. Adapts to standard male pipe threads. Teflon thread tape is recommended for threaded joints. Working Pressure: 150 PSI @ 73°					

Desc.	Part#	Size	Pkg. Qty.	Box Qty.	Box Wt.	Desc.	Part#	Size	Pkg. Qty.	Box Qty.	Box Wt.
GLOBE VALVE (SLIP X SLIP)											
	37805	1/2"		12	3						
	37807	3/4"		12	3						
This valve employs the globe valve principle, for use in cold water systems only.											
POLYETHYLENE CUTOFF NIPPLE											
	357305	1/2" x 2 1/2"	10	500	14						
	357605	1/2" x 6"	10	50	2						
	357607	3/4" x 6"	10	50	3						
	357675	1/2" x 3/4" x 6"	10	100	7						
Used to connect to sprinkler head, enabling the length to be determined at installation. Teflon thread tape is recommended for threaded joints.											

Desc.	Part#	Size	Pkg. Qty.	Box Qty.	Box Wt.
COUPLING (SLIP X SLIP)					
	301058	1/2"		25	2
	301078	3/4"		25	2
	301108	1"		25	4
	301148	1 1/4"		10	2
	301158	1 1/2"		10	3
	301208	2"		10	4
Used to join lengths of pipe.					
COUPLING (FIP X FIP)					
	301258	1/2"		25	2
	301278	3/4"		25	3
	301288	1"		25	5
	301248	1 1/4"		10	3
	301218	1 1/2"		10	4
	301228	2"		10	5
Used to join lengths of pipe.					
CAP (SLIP)					
	301558	1/2"		25	2
	301578	3/4"		25	3
	301588	1"		25	5
	301598	1 1/4"		10	2
	301518	1 1/2"		10	3
	301528	2"		10	4
Used to cap pipe.					
CAP (FIP)					
	301658	1/2"		25	2
	301678	3/4"		25	2
	301688	1"		25	3
Used to cap threaded pipe. Adapts to standard male pipe threads. Teflon thread tape is recommended for threaded joints.					
PLUG (MIP)					
	318058	1/2"		25	1
	318078	3/4"		25	1
	318108	1"		25	2
	318148	1 1/4"		10	1
	318158	1 1/2"		10	1
	318208	2"		10	2
Adapts to standard female pipe threads. Teflon thread tape is recommended for threaded joints.					

Desc.	Part#	Size	Pkg. Qty.	Box Qty.	Box Wt.
REDUCING BUSHING (SPIGOT X SLIP)					
	302518	1/2" x 1/4"		25	1
	302758	3/4" x 1/2"		25	1
	302158	1" x 1/2"		25	2
	302178	1" x 3/4"		25	1
	302458	1 1/4" x 1/2"		10	2
	302478	1 1/4" x 3/4"		10	2
	302408	1 1/4" x 1"		10	1
	302558	1 1/2" x 1/2"		10	2
	302578	1 1/2" x 3/4"		10	2
	302508	1 1/2" x 1"		10	2
	302548	1 1/2" x 1 1/4"		10	1
	302258	2" x 1/2"		10	3
	302278	2" x 3/4"		10	3
	302208	2" x 1"		10	3
	302248	2" x 1 1/4"		10	3
	302218	2" x 1 1/2"		10	2
Inserts into fitting hub to reduce to smaller pipe size.					
REDUCING BUSHING (MIP X FIP)					
	343758	3/4" x 1/2"		25	1
	343158	1" x 1/2"		25	3
	343178	1" x 3/4"		25	2
	343508	1 1/2" x 1"		10	2
	343208	2" x 1"		10	2
	343218	2" x 1 1/2"		10	2
Inserts into threaded fitting socket to reduce to smaller threaded opening. Teflon thread tape is recommended for threaded joints.					
REDUCING BUSHING (SPIGOT X FIP)					
	342758	3/4" x 1/2"		25	1
	342158	1" x 1/2"		25	2
	342178	1" x 3/4"		25	1
	342478	1 1/4" x 3/4"		10	1
	342408	1 1/4" x 1"		10	1
	342558	1 1/2" x 1/2"		10	2
	342578	1 1/2" x 3/4"		10	2
	342508	1 1/2" x 1"		10	2
	342548	1 1/2" x 1 1/4"		10	1
	342258	2" x 1/2"		10	2
	342278	2" x 3/4"		10	3
	342208	2" x 1"		10	3
	342248	2" x 1 1/4"		10	3
	342218	2" x 1 1/2"		10	2
Inserts into fitting hub to reduce to smaller pipe size. Teflon thread tape is recommended for threaded joints.					

Desc.	Part#	Size	Pkg. Qty.	Box Qty.	Box Wt.
MALE ADAPTER (SLIP X MIP)					
	304058	1/2"		25	1
	304078	3/4"		25	2
	304108	1"		25	3
	304148	1 1/4"		10	2
	304158	1 1/2"		10	3
	304208	2"		10	3
Adapts pressure pipe to standard female pipe threads. Teflon thread tape is recommended for threaded joints.					
FEMALE ADAPTER (SLIP X FIP)					
	303058	1/2"		25	2
	303078	3/4"		25	3
	303108	1"		25	5
	303148	1 1/4"		10	3
	303158	1 1/2"		10	4
	303208	2"		10	5
Adapts pressure pipe to standard male pipe threads. Teflon thread tape is recommended for threaded joints.					
45° ELBOW (SLIP X SLIP)					
	306058	1/2"		25	3
	306078	3/4"		25	3
	306108	1"		25	5
	306148	1 1/4"		10	2
	306158	1 1/2"		10	4
	306208	2"		10	6
Used to change direction in piping.					
90° ELBOW (SLIP X SLIP)					
	307058	1/2"		25	2
	307078	3/4"		25	3
	307108	1"		25	5
	307148	1 1/4"		10	3
	307158	1 1/2"		10	4
	307208	2"		10	7
Used to change direction in piping.					
90° ELBOW (SLIP X FIP)					
	339058	1/2"		25	3
	339078	3/4"		25	4
	339108	1"		25	6
	339148	1 1/4"		10	4
	339158	1 1/2"		10	6
	339208	2"		10	8
Used to change direction in piping. Teflon thread tape is recommended for threaded joints.					

Desc.	Part#	Size	Pkg. Qty.	Box Qty.	Box Wt.
90° ELBOW (FIP X FIP)					
	337058	1/2"		25	3
	337078	3/4"		25	5
	337108	1"		25	6
	337148	1 1/4"		10	4
	337158	1 1/2"		10	5
	337208	2"		10	8
Used to change direction in piping. Teflon thread tape is recommended for threaded joints.					
TEE (SLIP X SLIP X SLIP)					
	314058	1/2"		25	3
	314078	3/4"		25	3
	314108	1"		25	8
	314148	1 1/4"		10	4
	314158	1 1/2"		10	5
	314208	2"		10	7
Used to provide a branch supply line from a main line.					
TEE (FIP x FIP x FIP)					
	354558	1/2"		25	4
	354578	3/4"		25	5
	354588	1"		25	8
	354548	1 1/4"		10	5
	354518	1 1/2"		10	7
	354528	2"		10	9
Adapts to male threaded main line to provide a threaded branch line of the same size. Teflon thread tape is recommended for threaded joints.					
UNION (SLIP X SLIP)					
	372058	1/2"		10	3
	372078	3/4"		10	4
	372108	1"		10	6
	372148	1 1/4"		5	3
	372158	1 1/2"		5	7
	372208	2"		5	9
This union solvent welds directly to PVC pipe and provides a method for future disassembly of piping without cutting. Working Pressure: 150 PSI @ 73°					

Insert fittings are used with polyethylene (PE) pipe in buried cold water applications only, such as irrigation, residential lawn sprinkler systems, water service pipe, and swimming pool installations.



•**Plastic Insert Fittings**

- Meets ASTM D2609
- NSF Listed

•**NSF Approved PE Pipe**

- Meets ASTM D2239
- Meets PE 3408
- 100, 125, 160 and 200 psi ratings

•**Non-NSF PE Pipe**

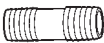
- Do not use on potable water systems!

(Polyethylene Pipe (900 Series) found on pg. 63)

- Insert fittings join to PE Pipe with stainless steel clamps.
- MIP=Male Iron Pipe Threads; FIP= Female Iron Pipe Threads
- Insert Fitting Materials
 - Polypropylene & PVC (350 & 380 Series)
 - Nylon (360 Series)
 - Galvanized (370 Series)

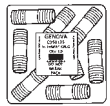
800.521.7488 or 810.744.4500 Fax: 810.744.3130
www.genovaproducts.com • inquiry@genovaproducts.com
8 a.m. to 5 p.m. - Eastern Standard Time (Monday-Friday)

After business hours please leave a phone message and we will return your call on the next business day.

Desc.	Part#	Size	Pkg. Qty.	Box Qty.	Box Wt.
INSERT COUPLING (INSERT X INSERT)					
	350105	1/2"	10	500	9
	350107	3/4"	10	400	10
	350110	1"	10	200	11
	350114	1 1/4"	10	150	10
	350115	1 1/2"	10	50	5
	350120	2"	5	50	7

Used to join polyethylene tubing.

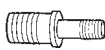
INSERT COUPLING (INSERT X INSERT) CONTRACTOR PACK



C350105	1/2"	50	9
C350107	3/4"	40	10
C350110	1"	20	11

Conveniently packaged in quantities of 10.

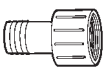
INSERT REDUCING COUPLING (INSERT X INSERT)



350175	3/4" x 1/2"	25	200	6
350116	1" x 1/2"	20	300	11
350117	1" x 3/4"	10	300	11
380147	1 1/4" x 3/4"	20	2	
350140	1 1/4" x 1"	10	100	6
350157	1 1/2" x 3/4"	10	50	4
350150	1 1/2" x 1"	10	50	4
350154	1 1/2" x 1 1/4"	5	50	5
350220	2" x 1"	5	50	5
350124	2" x 1 1/4"	5	50	6
350121	2" x 1 1/2"	5	50	6

Used to reduce to different polyethylene tubing sizes.

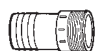
INSERT FEMALE ADAPTER (INSERT X FIP)



350305	1/2"	10	200	6
350307	3/4"	10	400	16
350310	1"	10	120	7
350314	1 1/4"	10	200	18
350315	1 1/2"	5	50	6
350320	2"	5	50	8

Adapts polyethylene tubing to standard male pipe threads. Teflon thread tape is recommended for threaded joints.

INSERT MALE ADAPTER (INSERT X MIP)

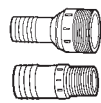


350405	1/2"	10	500	11
350407	3/4"	10	300	11
350410	1"	10	200	10
350414	1 1/4"	10	150	11
350415	1 1/2"	10	50	6
350420	2"	5	50	9

Adapts polyethylene tubing to standard female pipe threads. Teflon thread tape is recommended for threaded joints.

Desc.	Part#	Size	Pkg. Qty.	Box Qty.	Box Wt.
-------	-------	------	-----------	----------	---------

INSERT REDUCING MALE ADAPTER (INSERT X MIP)



350475	1/2" x 3/4"	25	350	11
380457	3/4" x 1/2"	50	2	
350417	3/4" x 1"	20	200	9
380447	3/4" x 1 1/4"	25	3	
380451	1" x 1/2"	50	3	
350477	1" x 3/4"	20	200	8
350440	1" x 1 1/4"	10	100	8
350450	1" x 1 1/2"	10	80	9
380404	1 1/4" x 1"	15	2	
350454	1 1/4" x 1 1/2"	10	80	10
380445	1 1/2" x 1 1/4"	10	2	
350421	1 1/2" x 2"	10	50	8

Adapts polyethylene tubing to standard female pipe threads. Fitting reduces to smaller tubing size. Teflon thread tape is recommended for threaded joints.

INSERT PLUG (INSERT)



351825	1/2"	10	300	3
351827	3/4"	10	250	5
351830	1"	10	200	5
351834	1 1/4"	10	200	8
351835	1 1/2"	10	50	3
351840	2"	5	50	5

Used to form a permanent closure.

INSERT ELBOW (INSERT X INSERT)



350705	1/2"	20	400	10
350707	3/4"	10	300	11
350710	1"	10	40	3
350714	1 1/4"	10	40	4
350715	1 1/2"	5	50	7
350720	2"	5	40	11

Used to change direction in piping.

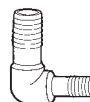
INSERT ELBOW (INSERT X INSERT) CONTRACTOR PACK



C350705	1/2"	50	14
C350707	3/4"	30	12
C350710	1"	20	15

Conveniently packaged in quantities of 10.

INSERT REDUCING ELBOW (INSERT X INSERT)


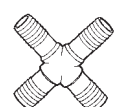


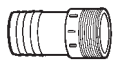


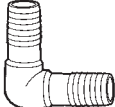
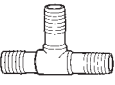
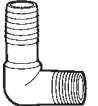
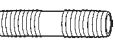
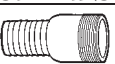
350775	3/4" x 1/2"	20	300	13
350717	1" x 3/4"	10	40	3
350740	1 1/4" x 1"	10	50	7
350754	1 1/2" x 1 1/4"	10	40	7

Used to change direction. Fitting reduces to smaller tubing sizes.

Desc.	Part#	Size	Pkg. Qty.	Box Qty.	Box Wt.
INSERT COMBINATION ELBOW (INSERT X MIP)					
	352805	1/2"	10	400	11
	352807	3/4"	10	200	9
	352810	1"	10	100	9
	352814	1 1/4"	10	80	12
	352815	1 1/2"	5	50	10
	352820	2"	5	40	11
	Used to change direction. Adapts to standard female pipe threads. Teflon thread tape is recommended for threaded joints.				
INSERT COMBINATION ELBOW (INSERT X FIP)					
	353905	1/2"	10	200	9
	353907	3/4"	10	200	12
	353910	1"	10	40	4
	353914	1 1/4"	10	40	6
	353915	1 1/2"	5	50	11
	353920	2"	5	30	10
	Used to change direction. Adapts to standard male pipe threads. Teflon thread tape is recommended for threaded joints.				
INSERT REDUCING COMBINATION ELBOW (INSERT X FIP)					
	354175	3/4" x 1/2"	10	300	12
	354115	1" x 1/2"	10	80	6
	354117	1" x 3/4"	10	80	6
	384145	1 1/4" x 1/2"		25	3
	384147	1 1/4" x 3/4"		10	2
	354140	1 1/4" x 1"	10	40	7
	Used to change direction. Adapts to standard male pipe threads. Fitting reduces to smaller tubing size. Teflon thread tape is recommended for threaded joints.				
INSERT TEE (INSERT X INSERT X INSERT)					
	351405	1/2"	10	260	10
	351407	3/4"	10	300	16
	351410	1"	10	100	8
	351414	1 1/4"	10	100	18
	351415	1 1/2"	5	40	11
	351420	2"	5	25	10
	Used to provide a branch supply line from a main line.				
INSERT TEE (INSERT X INSERT X INSERT) CONTRACTOR PACK					
	C351405	1/2"		30	11
	C351407	3/4"		25	14
	C351410	1"		20	17
Conveniently packaged in quantities of 10.					

Desc.	Part#	Size	Pkg. Qty.	Box Qty.	Box Wt.	
INSERT REDUCING TEE (INSERT X INSERT X INSERT)						
	351421	3/4" x 1/2" x 1/2"	20	300	17	
	351471	3/4" x 3/4" x 1/2"	10	300	19	
	351422	1" x 3/4" x 1/2"	20	100	9	
	351423	1" x 3/4" x 3/4"	20	100	9	
	351475	1" x 1" x 1/2"	10	100	10	
	351477	1" x 1" x 3/4"	10	100	10	
	351424	1 1/4" x 1/2" x 1/2"	10	100	16	
	351425	1 1/4" x 3/4" x 1/2"	10	100	16	
	351426	1 1/4" x 3/4" x 3/4"	10	100	16	
	351427	1 1/4" x 1" x 1/2"	10	100	16	
	351428	1 1/4" x 1" x 3/4"	10	100	17	
	351429	1 1/4" x 1" x 1"	10	100	17	
	351490	1 1/4" x 1 1/4" x 1/2"	10	100	18	
	351491	1 1/4" x 1 1/4" x 3/4"	10	100	18	
	351474	1 1/4" x 1 1/4" x 1"	10	100	18	
	381419	1 1/2" x 1 1/2" x 1 1/4"		5	2	
	381472	2" x 2" x 1 1/2"		5	2	
	Used to provide a branch supply line from a main line. Fitting reduces to smaller tubing size.					
	INSERT COMBINATION TEE (INSERT X INSERT X MIP)					
		351445	1/2"	20	240	11
351447		3/4"	10	300	19	
351440		1"	10	100	11	
351444		1 1/4"	10	100	20	
351441		1 1/2"	5	40	11	
351442		2"	5	25	10	
Used to provide a branch supply line from a main line. Branch line adapts to standard female pipe threads. Teflon thread tape is recommended for threaded joints.						
INSERT COMBINATION TEE (INSERT X INSERT X FIP)						
	351455	1/2"	10	200	11	
	351457	3/4"	10	300	23	
	351458	1"	10	100	11	
	351454	1 1/4"	10	100	20	
	351451	1 1/2"	5	40	12	
	351452	2"	5	25	12	
	Used to provide a branch supply line from a main line. Branch line adapts to standard male pipe threads. Teflon thread tape is recommended for threaded joints.					

Desc.	Part#	Size	Pkg. Qty.	Box Qty.	Box Wt.
INSERT REDUCING COMBINATION TEE (INS. X INS. X FIP)					
	351481	3/4" x 3/4" x 1/2"	10	200	10
	351466	1" x 3/4" x 1/2"	20	100	9
	351467	1" x 3/4" x 3/4"	20	100	10
	351485	1" x 1" x 1/2"	10	100	8
	351487	1" x 1" x 3/4"	10	100	11
	351483	1 1/4" x 1 1/4" x 1/2"	10	100	18
	351488	1 1/4" x 1 1/4" x 3/4"	10	100	17
	351484	1 1/4" x 1 1/4" x 1"	10	100	16
	381482	1 1/2" x 1 1/2" x 1/2"		5	2
	381486	1 1/2" x 1 1/2" x 3/4"		5	2
	381480	1 1/2" x 1 1/2" x 1 1/4"		5	2
Used to provide a branch supply line from a main line. Branch line adapts to standard male pipe threads. Fitting reduces to smaller tubing size. Teflon thread tape is recommended for threaded joints.					
INSERT CROSS (ALL INSERT)					
	354407	3/4"	10	200	21
	354410	1"	10	100	16
Used to connect like size lateral tubing.					
POLYETHYLENE CUTOFF NIPPLE					
	357305	1/2" x 2 1/2"	10	500	14
	357605	1/2" x 6"	10	50	2
	357607	3/4" x 6"	10	50	3
	357675	1/2" x 3/4" x 6"	10	100	7
Used to connect to sprinkler head, enabling the length to be determined at installation. Teflon thread tape is recommended for threaded joints.					
NYLON INSERT COUPLING (INSERT X INSERT)					
	360105	1/2"	25	500	12
	360107	3/4"	25	400	12
	360110	1"	25	200	13
	360114	1 1/4"	10	150	12
	360115	1 1/2"	10	50	6
	360120	2"	5	50	9
Used to join polyethylene tubing.					
NYLON INSERT MALE ADAPTER (INSERT X MIP)					
	360405	1/2"	25	500	15
	360407	3/4"	25	300	13
	360410	1"	25	200	12
	360414	1 1/4"	10	150	13
	360415	1 1/2"	10	50	7
	360420	2"	5	50	10
Adapts polyethylene tubing to standard female pipe threads. Teflon thread tape is recommended for threaded joints.					

Desc.	Part#	Size	Pkg. Qty.	Box Qty.	Box Wt.
NYLON INSERT ELBOW (INSERT X INSERT)					
	360705	1/2"	20	400	12
	360707	3/4"	20	300	14
	360710	1"	10	40	5
	360714	1 1/4"	10	40	5
	360715	1 1/2"	5	50	9
	360720	2"	5	40	14
Used to change direction in piping.					
NYLON INSERT TEE (INSERT X INSERT X INSERT)					
	361405	1/2"	20	260	12
	361407	3/4"	20	300	20
	361410	1"	10	100	14
	361414	1 1/4"	10	100	22
	361415	1 1/2"	5	40	13
	361420	2"	5	25	12
Used to provide a branch supply line from a main line.					
NYLON INSERT COMBINATION ELBOW (INSERT X MIP)					
	362805	1/2"	20	400	13
	362807	3/4"	20	200	11
	362810	1"	10	100	10
	362814	1 1/4"	10	80	14
	362815	1 1/2"	5	50	12
Used to change direction. Adapts to standard female pipe threads. Teflon thread tape is recommended for threaded joints.					
STEEL INSERT COUPLING (INSERT X INSERT)					
	370105	1/2"	10	100	12
	370107	3/4"	10	100	24
	370110	1"	10	100	45
	370114	1 1/4"		20	11
	370115	1 1/2"		20	14
	370120	2"		10	12
Used to join polyethylene tubing.					
STEEL INSERT MALE ADAPTER (INSERT X MIP)					
	370405	1/2"		25	4
	370407	3/4"		25	6
	370410	1"		20	8
	370414	1 1/4"		20	11
	370415	1 1/2"		20	15
	370420	2"		10	11
Adapts polyethylene tubing to standard female pipe threads. Teflon thread tape is recommended for threaded joints.					

Sewer & Drain pipe and fittings are used for sewer lines, septic tank seepage systems and perimeter drains.



•Solid & Perforated PVC Sewer Pipe

•3" & 4" meets ASTM D2729

•4" & 6" SDR 35 meets ASTM D3034

•PVC Sewer Fittings

•3" meets ASTM D2949 or exceeds ASTM D2729

•4" & 6" meets ASTM D3034

•Styrene Sewer Fittings "S"

•Meets ASTM D2852


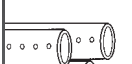
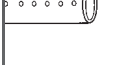




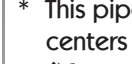

- Sewer pipe sizes are sometimes referred to as PSM (Plastic Sewer Main).
- Solvent weld joints.
- "S" prefix denotes fitting is made of Styrene.

800.521.7488 or 810.744.4500 Fax: 810.744.3130


www.genovaproducts.com • inquiry@genovaproducts.com


8 a.m. to 5 p.m. - Eastern Standard Time (Monday-Friday)


After business hours please leave a phone message and we will return your call on the next business day.


Desc.	Part#	Size	ASTM Standard	Bdl. Qty.	Skid Qty.	Bdl. Wt.
VINYL SEWER AND DRAIN PIPE (10' BELL END)						
	40030	3" Solid	D2729	5	75	25
	40031	3" Perf.	D2729	5	75	25
	40040	4" Solid	D2729	5	120	30
	40041	4" Perf.	D2729	5	120	30
	40041*	4" Perf.	D2729	5	120	30
	40066	6" Solid	D2729		24	310
	40050	4" Solid	D3034	5	80	51
	40051	4" Perf.	D3034	5	80	51
	40060	6" Solid	D3034		24	558
An integral hub is provided on each length of sewer and drain pipe to facilitate easy joining without the need for additional couplings. Pipe is perforated with 2 rows of 5/8" holes on 5" centers 120° apart. 3" Pipe is perforated with 2 rows of 1/2" holes on 5" centers 120° apart.						
* This pipe is perforated with 3 rows of 3/4" holes on 5" centers 120° apart. Meets Indiana code. (Note: Be sure to order by the length.)						


Desc.	Part#	Size	Pkg. Qty.	Box Qty.	Box Wt.
-------	-------	------	-----------	----------	---------


COUPLING (HUB X HUB)					
	40130	3"		20	6
	S40130	3"		20	5
	40140	4"	10	50	22
	S40140	4"	10	50	18
	40160	6"		5	8
	S40160	6"		5	6
Used to join straight lengths of pipe.					


REDUCING COUPLING (SEWER HUB X SEWER HUB)					
	S40142	4" x 2"		20	6
	40143	4" x 3"		20	9
	S40143	4" x 3"		20	7
	41540	6" x 4"	10	13	
	S41540	6" x 4"	10	1	
Used to increase or reduce pipe sizes.					


ADAPTER COUPLING (SEWER HUB X PVC-DWV HUB)					
	40131	3" x 1 1/2"		20	7
	40132	3" x 2"		20	6
	41534	3" x 4"		20	16
	41543	4" x 3"		20	12
	41544	4" x 4"	10	7	
	41564	6" x 4"	5	7	
Used to join straight lengths of pipe.					


Desc.	Part#	Size	Pkg. Qty.	Box Qty.	Box Wt.
CAP (HUB)					
	40153	3"		20	4
	S40153	3"		20	4
	40154	4"		10	4
	S40154	4"		10	3
	40156	6"		5	6
	S40156	6"		5	5
Used to permanently or temporarily cap pipe.					


REDUCING BUSHING (SEWER SPIGOT X SEWER HUB)					
	40264	6" x 4"		5	6
	S40264	6" x 4"		5	5
Inserts into fitting hub to reduce to smaller pipe size.					







ADAPTER BUSHING (SEWER SPIGOT X PVC-DWV HUB)					
	40231	3" x 1 1/2"		20	7
	40232	3" x 2"		20	8
	S40241	4" x 1 1/2"		10	3
	S40242	4" x 2"		10	4
Adapts a sewer and drain fitting hub to Schedule 40 IPS (700 Series pipe size).					

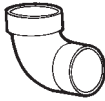



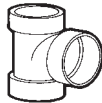
ADAPTER BUSHING (SEWER SPIGOT X FIP)					
	44241	4" x 1 1/2"		10	3
	S44241	4" x 1 1/2"		10	3
Inserts into fitting hub to reduce to standard male pipe threads. Teflon thread tape is recommended for threaded joints.					

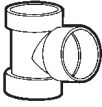


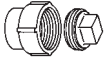


ADAPTER BUSHING (PVC-DWV SPIGOT X SEWER HUB)					
	45330	3" x 3"		20	3
Adapts a Schedule 40 IPS fitting hub to sewer pipe.					





FEMALE ADAPTER (HUB X FIP)					
	40330	3"		20	10
	S40330	3"		20	4
	40340	4"		10	7
	S40340	4"		10	5
	40360	6"		5	6
Adapts sewer pipe to standard male pipe threads. Teflon thread tape is recommended for threaded joints.					

MALE ADAPTER (HUB X MIP)					
	40430	3"		20	7
	S40440	4"		30	11
Adapts sewer pipe to standard female pipe threads. Teflon thread tape is recommended for threaded joints.					

Desc.	Part#	Size	Pkg. Qty.	Box Qty.	Box Wt.
VINYL TO CLAY ADAPTER					
	CLAY SPIGOT TO SEWER PIPE (HUB X HUB)				
	41540	4"		10	13
	S41540	4"		10	10
Used to connect vinyl sewer pipe to clay tile.					
VINYL TO CAST IRON ADAPTER					
	CAST IRON HUB TO SEWER PIPE (SPIGOT X HUB)				
	40540	4"		10	4
	S40540	4"		10	7
CAST IRON SPIGOT TO SEWER PIPE (HUB X HUB)					
	41740	4"		10	8
Can be joined to cast iron with Genova Plastic Lead Seal or hot molten lead.					
22½° ELBOW (HUB X HUB)					
	40830	3"		20	10
	40840	4"		10	7
	S40840	4"		10	5
	40860	6"		5	10
	Used to change direction in piping. Sometimes called a "Sixteenth Bend".				
45° ELBOW (HUB X HUB)					
	40630	3"		20	10
	S40630	3"		20	7
	40640	4"		10	8
	S40640	4"		10	6
	40660	6"		5	12
	S40660	6"		5	11
Used to change direction in piping. Sometimes called an "Eighth Bend".					
45° STREET ELBOW (HUB X SPIGOT)					
	42730	3"		20	9
	S42730	3"		20	7
	42740	4"		10	8
	S42740	4"		10	6
	42760	6"		5	12
	S42760	6"		5	11
Used to change direction in piping. Sometimes called a "Street Eighth Bend".					
90° SANITARY ELBOW (HUB X HUB)					
	42830	3"		20	14
	S42830	3"		20	10
	42840	4"		10	11
	S42840	4"		10	8
	42860	6"		8	23
Used to change direction in piping. Sometimes called a "Quarter Bend".					

Desc.	Part#	Size	Pkg. Qty.	Box Qty.	Box Wt.
90° SANITARY STREET ELBOW (HUB X SPIGOT)					
	42936	3"		20	14
	S42936	3"		20	9
	42940	4"		10	11
	S42940	4"		10	9
Used to change direction in piping. Sometimes called a "Street Quarter Bend".					
90° SHORT TURN STREET ELBOW (HUB X SPIGOT)					
	42946	4"		10	8
	42966	6"		5	15
	Used to change direction in piping. Sometimes called a "Street Quarter" Bend".				
90° SHORT TURN ELBOW (HUB X HUB)					
	40730	3"		20	10
	S40730	3"		20	7
	40740	4"		10	9
	S40740	4"		10	7
	40760	6"		5	16
	S40760	6"		5	13
Used to change direction in piping. Sometimes called a "Short Turn Quarter Bend".					
WYE (HUB X HUB X HUB)					
	41030	3"		20	19
	S41030	3"		20	14
	41040	4"		10	16
	S41040	4"		10	12
	41060	6"		6	28
	S41060	6"		6	20
	41064	6" x 6" x 4"		5	22
	Used to connect horizontal branch line into straight sewer line. Also, used with cleanout to provide access to piping.				
SANITARY TEE (HUB X HUB X HUB)					
	41130	3"		20	22
	S41130	3"		20	13
	41140	4"		10	14
	S41140	4"		10	11
	41160	6"		6	23
Used to connect vertical branch line into straight sewer line. Also, used with cleanout to provide access to piping.					

Desc.	Part#	Size	Pkg. Qty.	Box Qty.	Box Wt.
BULL NOSE TEE (HUB X HUB X HUB)					
	41430	3"		10	8
	S41430	3"		20	11
	41440	4"		10	11
	S41440	4"		10	9
	41460	6"		5	19
	S41460	6"		5	17
	41464	6" x 6" x 4"		6	21
	S41464	6" x 6" x 4"		6	20
Used primarily in seepage bed piping grids in conjunction with perforated pipe. Used where flow characteristics are not a primary consideration.					
TWO-WAY CLEANOUT (HUB X HUB X HUB)					
	41644	4"		10	16
Used with a vertical pipe stack, this fitting provides for above ground level access to piping.					
FITTING CLEANOUT BODY (SPIGOT X FIP)					
	41629	3"		20	7
	S41629	3"		20	4
	41639	4"		10	4
	S41639	4"		10	4
	41659	6"		5	6
Solvent welds into fitting hub and adapts to male threaded plug. Teflon thread tape is recommended for threaded joints.					
FITTING CLEANOUT W/THREADED PLUG					
	41640	4"		10	8
	S41640	4"		10	6
Solvent welds into fitting hub to provide access to piping. Teflon thread tape is recommended for threaded joints.					
PLUG (MIP)					
	S41830	3"		20	4
	41840	4"		10	3
	41860	6"		5	4
	S41860	6"		5	4
Used to form a removable closure. Teflon thread tape is recommended for threaded joints.					
CROSS (ALL HUB)					
	43240	4"		10	23
	S43240	4"		10	10
Used to connect two branch lines approaching a main sewer pipe from opposing directions. Used primarily in seepage bed grid in conjunction with perforated pipe.					

Desc.	Part#	Size	Pkg. Qty.	Box Qty.	Box Wt.
SADDLE (STREET/SOCKET DESIGN)					
	41241	4" x 1½"/2"		10	5
	S41241	4" x 1½"/2"		10	4
Solvent welds directly to side of sewer pipe to provide a simple way of connecting a branch into a drain pipe. The inlet is constructed to accept a 2" fitting over its outside diameter or an 1½" pipe into its inside diameter.					
DOWNSPOUT ADAPTER					
	(SCH. 30 HUB OR SCH. 40 SPIGOT)				
	S45233	2" x 3" x 3"	10	100	27
	45234	2" x 3" x 4"		10	5
	S45234	2" x 3" x 4"		10	4
	45344	3" x 4" x 4"		10	5
	S45344	3" x 4" x 4"		10	4
Used to connect rain gutter downspouts to underground sewer piping.					
OFFSET DOWNSPOUT ADAPTER					
	(SCH. 30 HUB OR SCH. 40 SPIGOT)				
	46234	2" X 3" X 4"		10	5
	46344	3" X 4" X 4"		10	5
Used to connect rain gutter downspouts to underground sewer piping.					
VINYL "HUB-FIT" FLOOR STRAINER					
	49230	3"		20	5
	S49230	3"		20	4
	49240	4"		10	5
	S49240	4"		10	4
Prevents debris from entering a drain opening on the floor. Fits flush into any fitting hub.					

Chlorinated Polyvinyl Chloride (CPVC) tubing and fittings are used within buildings for potable hot and cold water distribution from the water meter to fixtures.



•CPVC Tubing and Fitting Systems

*Meets ASTM D2846


*Rated for 400 PSI @ 73° F & 100 PSI @ 180° F


*NSF Listed


- Outside diameters are the same as copper tube. (CTS=Copper Tube Size)
- CPVC systems are accepted by all major model building codes.
- Carded (c) parts contain bar code and installation instructions.
- CPVC tubing is rated at 210° for water heater relief valve drain applications.
- Solvent weld joints

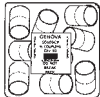
800.521.7488 or 810.744.4500 Fax: 810.744.3130
www.genovaproducts.com • inquiry@genovaproducts.com
8 a.m. to 5 p.m. - Eastern Standard Time (Monday-Friday)


After business hours please leave a phone message and we will return your call on the next business day.


Desc.	Part#	Size	Inner Bdl. (Lgths.)	Bdl. Qty. (Lgths.)	Skid Qty. (Lgths.)	Bdl. Wt. (Lbs.)
CPVC TUBING						
	52405	1/4" x 5'	10	100	4200	2
	50005	1/2" x 10'	10	100	1000	9
	50025	1/2" x 5'	10	100	1000	4
	50007	3/4" x 10'	10	50	500	15
	50035	3/4" x 5'	10	50	500	7
	560010	1" x 10'	5	-	480	12
	560011	1 1/4" x 10'	5	-	250	18
	560012	1 1/2" x 10'	5	-	225	25
	560022	2" x 10'	5	-	120	43
(Note: Be sure to order by the length and not by the foot.)						

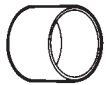
Desc.	Part#	Size	Coil Size	Coil Qty.	Coil Wt.
CPVC TUBING					
	52421	1/2" I.D./5/8" O.D.	100'	1	9
	52431	3/4" I.D./7/8" O.D.	100'	1	15

Desc.	Part#	Size	Pkg. Qty.	Box Qty.	Box Wt.
COUPLING (SLIP X SLIP)					
	50105	1/2"	20	500	9
	50107	3/4"	20	260	9
	50110	1"	10	100	7
	50114	1 1/4"	10	100	10
	50115	1 1/2"	10	50	9
	50120	2"	5	25	9
Used to join straight lengths of CPVC tubing.					


Desc.	Part#	Size	Pkg. Qty.	Box Qty.	Box Wt.
COUPLING (SLIP X SLIP) CONTRACTOR PACK					
	50105CP	1/2"	50	9	
	50107CP	3/4"	25	8	
Conveniently packaged in quantities of 10.					

Desc.	Part#	Size	Pkg. Qty.	Box Qty.	Box Wt.
REDUCING COUPLING (SLIP X SLIP)					
	50175	3/4" x 1/2"	10	500	13
	50117	1" x 3/4"	10	100	5
Used to join straight lengths of CPVC tubing. Reduces to smaller size tubing.					

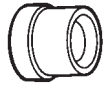
Desc.	Part#	Size	Pkg. Qty.	Box Qty.	Box Wt.
REPAIR COUPLING (NO STOP) (SLIP X SLIP)					
	50102	1/2"	10	100	2
	50103	3/4"	10	50	2
	50111	1"	10	20	1
Furnished without center stop so that stationary lengths of pipe can be spliced together.					

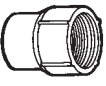
Desc.	Part#	Size	Pkg. Qty.	Box Qty.	Box Wt.
CAP (SLIP)					
	50155	1/2"	10	500	6
	50157	3/4"	10	250	6
	50158	1"	10	100	5
	50159	1 1/4"	10	100	7
	50151	1 1/2"	10	50	6
	50152	2"	5	25	6

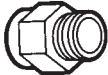
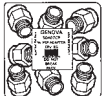



Used to permanently or temporarily cap CPVC tubing. Most often used in conjunction with short lengths of CPVC tubing to fabricate water hammer arrestors (air chambers) in the CPVC system.






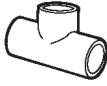

Desc.	Part#	Size	Pkg. Qty.	Box Qty.	Box Wt.
REDUCING BUSHING (SPIGOT X SLIP)					
	50275	3/4" x 1/2"	10	500	9
	50215	1" x 1/2"	10	100	4
	50217	1" x 3/4"	10	100	3
	50245	1 1/4" x 1/2"	10	100	6
	50247	1 1/4" x 3/4"	10	100	6
	50240	1 1/4" x 1"	10	100	5
	50255	1 1/2" x 1/2"	10	100	9
	50257	1 1/2" x 3/4"	10	100	10
	50250	1 1/2" x 1"	10	100	9
	50254	1 1/2" x 1 1/4"	10	100	7
	50225	2" x 1/2"	10	50	10
	50227	2" x 3/4"	10	50	9
	50220	2" x 1"	10	100	18
	50224	2" x 1 1/4"	10	50	10
	50221	2" x 1 1/2"	10	50	8

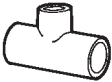
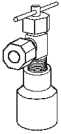



Used to reduce from fitting socket to CPVC tubing.

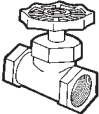

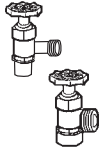
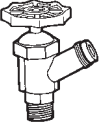
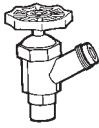


Desc.	Part#	Size	Pkg. Qty.	Box Qty.	Box Wt.
PVC TO CPVC BUSHING (IPS SPIGOT X CTS SLIP)					
	55305	1/2"	10	200	4
	55307	3/4"	10	200	5
	55310	1"	10	100	4
	55314	1 1/4"	5	25	2
	55315	1 1/2"	5	25	2
	55320	2"	5	25	3
Used in COLD WATER APPLICATIONS ONLY to adapt from a PVC fitting socket to CPVC tubing.					



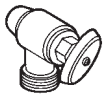

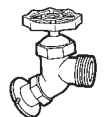


Desc.	Part#	Size	Pkg. Qty.	Box Qty.	Box Wt.
SPECIAL FEMALE ADAPTER (SLIP X FIP)					
	50305	1/2"	20	500	17
	50307	3/4"	10	250	11
	50310	1"	10	100	9
Used to adapt metal MIP threaded fittings to CPVC. A special elastomeric gasket ensures a leakproof seal. Hand-tighten only! This fitting seals by means of a gasket and the use of joint compound or Teflon tape is neither necessary or recommended.					


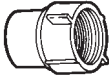


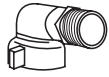


Desc.	Part#	Size	Pkg. Qty.	Box Qty.	Box Wt.
MALE ADAPTER (MIP X SLIP)					
	50405	1/2"	20	500	12
	50407	3/4"	10	250	12
	50410	1"	10	100	7
	50414	1 1/4"	10	50	5
	50415	1 1/2"	10	50	8
	50420	2"	5	25	9
Used to adapt metal FIP threaded fittings in COLD WATER APPLICATIONS ONLY! Where hot water or changing water temperatures are likely to be encountered, utilize the recommended TRANSITION UNIONS. Teflon tape is the accepted method of sealing pipe threads on CPVC fittings. Do not use other materials or compounds unless specifically approved by the manufacturer.					
MALE ADAPTER (MIP X SLIP) CONTRACTOR PACK					
	50405CP	1/2"	50	11	
	50407CP	3/4"	25	12	
Conveniently packaged in quantities of 10.					
REDUCING MALE ADAPTER (MIP X SLIP)					
	50475	1/2" x 3/4"	10	250	9
	Used to adapt to metal FIP threaded fittings in COLD WATER APPLICATIONS ONLY! Reduces to smaller pipe size. Teflon thread tape is recommended for threaded joints.				
PVC TO CPVC ADAPTER (IPS SLIP X CTS SLIP)					
	51577	3/4"	25	250	9
	Used in COLD WATER APPLICATIONS ONLY to adapt from CPVC pipe to PVC pipe.				
45° ELBOW (SLIP X SLIP)					
	50605	1/2"	20	500	11
	50607	3/4"	20	260	10
	50610	1"	10	50	4
	50614	1 1/4"	10	50	6
	50615	1 1/2"	10	50	10
	50620	2"	5	25	11
Used to change direction in piping. Sometimes used in conjunction with a 12" length of CPVC tubing on long runs to absorb expansion.					



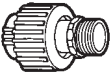
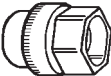

Desc.	Part#	Size	Pkg. Qty.	Box Qty.	Box Wt.
45° STREET ELBOW (SLIP X SPIGOT)					
	52705	1/2"	20	500	14
	52707	3/4"	20	260	13
Used on close offsets where very short pieces of CPVC pipe would otherwise have to be used with conventional 45° elbows. A principal use is to offset piping over and around existing piping mounted on flat surfaces such as a wall or ceiling.					
90° ELBOW (SLIP X SLIP)					
	50705	1/2"	20	500	14
	50707	3/4"	20	260	15
	50710	1"	10	100	10
	50714	1 1/4"	10	100	15
	50715	1 1/2"	10	50	13
	50720	2"	5	25	14
Used to change direction in piping.					
90° ELBOW (SLIP X SLIP) CONTRACTOR PACK					
	50705CP	1/2"	50	14	
	50707CP	3/4"	25	14	
Conveniently packaged in quantities of 10.					
REDUCING 90° ELBOW (SLIP X SLIP)					
	50775	3/4" x 1/2"	10	250	16
	Used to change direction in piping. This elbow can also be used as a 3/4" Street Elbow.				
90° STREET ELBOW (SLIP X SPIGOT)					
	52905	1/2"	10	500	16
	52907	3/4"	10	250	16
Used to change direction in piping 90° from a fitting socket. The 3/4" Elbow (Part No. 52907) can also be used as a 3/4" x 1/2" reducing elbow.					
TEE (SLIP X SLIP X SLIP)					
	51405	1/2"	20	500	17
	51407	3/4"	20	260	19
	51410	1"	10	100	12
	51414	1 1/4"	10	50	10
	51415	1 1/2"	5	25	8
	51420	2"	5	25	17
Used to provide a branch supply line from a main line.					
TEE (SLIP X SLIP X SLIP) CONTRACTOR PACK					
	51405CP	1/2"	50	17	
	51407CP	3/4"	25	19	
Conveniently packaged in quantities of 10.					


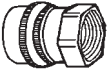
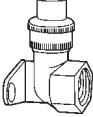
Desc.	Part#	Size	Pkg. Qty.	Box Qty.	Box Wt.
REDUCING TEE (SLIP X SLIP X SLIP)					
	51471	3/4" x 3/4" x 1/2"	20	260	17
	51473	3/4" x 1/2" x 1/2"	20	260	14
	51476	3/4" x 1/2" x 3/4"		20	2
	51475	1" x 1" x 1/2"	5	25	3
	51477	1" x 1" x 3/4"	5	25	3
	51490	1 1/4" x 1 1/4" x 1/2"	5	25	4
	51491	1 1/4" x 1 1/4" x 3/4"	5	25	5
	51474	1 1/4" x 1 1/4" x 1"	5	25	5
	51493	1 1/2" x 1 1/2" x 1/2"	5	25	7
	51494	1 1/2" x 1 1/2" x 3/4"	5	25	7
	51495	1 1/2" x 1 1/2" x 1"	5	25	8
	51419	1 1/2" x 1 1/2" x 1 1/4"	5	25	8
	51435	2" x 2" x 1"	5	25	14
	51436	2" x 2" x 1 1/4"	5	25	15
	51472	2" x 2" x 1 1/2"	5	25	16
Used to provide a branch supply line from a main line. Reduces to smaller pipe size.					
ICE MAKER KIT ASSEMBLY (SLIP)					
	53364	1/2"		50	5
	Kit solvent welds to 5/8" O.D. CPVC tubing for use in hooking up any appliance served by 1/4" O.D. tubing.				
SPECIAL TORQUE ESCUTCHEON					
	530131	1/2" (C)		10	1
	53013	1/2"		10	50
This special flange is designed to prevent torque damage on CPVC pipes exiting through walls to which valves or threaded transition fittings are attached. The "torque flange" is welded to the pipe and fastened to the wall with screws thereby preventing twisting motion being transmitted to concealed joints.					
LINE VALVE (SLIP X SLIP)					
	530151	3/4" / 1/2" (C)		10	3
	53015	3/4" / 1/2"		10	2
	530161	3/4" / 1/2" W/WASTE (C)		5	2
	53016	3/4" / 1/2" W/WASTE		10	2
	530311	1" / 3/4" (C)		5	2
	53031	1" / 3/4"		10	3
	53032	1" / 3/4" W/WASTE		10	3
	This unique valve employs the globe valve principle and is manufactured of high temperature thermoplastics. It is designed to solvent weld to CPVC tubing. This valve employs the "Street/Socket" feature which allows it to be used with 1/2", 3/4", and 1" CPVC tubing. (2-3/4" couplings are required to attach the valve to 3/4" CPVC tubing. 2-1" couplings are required to attach the valve to 1" CPVC tubing).				

Desc.	Part#	Size	Pkg. Qty.	Box Qty.	Box Wt.
STOP VALVE (FIP X FIP)					
	53018	1/2"		12	3
	53038	1/2" W/WASTE		12	3
	53019	3/4"		12	3
	53039	3/4" W/WASTE		12	3
	This valve employs the globe valve principle. Used with male threaded pipe in hot or cold water applications (up to 150 PSI @ 180° F). Teflon thread tape is recommended for threaded joints.				
BALL VALVES (SLIP X SLIP)					
	57305	1/2"		10	2
	57307	3/4"		5	3
These ball valves are full flow valves with Teflon® seal and quarter turn operation. For use with CPVC pipe.					
BOILER DRAIN (SLIP X MHT)					
	52028	1/2"		12	3
	52029	3/4"		12	3
Solvent welds to CPVC pipe for hot and cold water. (3/4" hose threads)					
BOILER DRAIN (MIP X MHT)					
	53028	1/2"		12	2
	53029	3/4"		12	2
For use with female threaded fitting pipe in cold or hot water up to 150 PSI @ 180° F. (3/4" hose thread) Teflon thread tape is recommended for threaded joints.					
BOILER DRAIN (FIP X MHT)					
	53048	1/2"		12	2
	For use with male threaded pipe in cold or hot water up to 150 PSI @ 180°F. (3/4" hose thread) Teflon thread tape is recommended for threaded joints.				
ANGLE BOILER DRAIN (MIP X MHT)					
	52033	1/2"		12	3
	52034	3/4"		12	3
For use with female threaded fitting in cold or hot water up to 150 PSI @ 180°F. (3/4" hose thread) Teflon thread tape is recommended for threaded joints.					
HOSE BIBB (MIP X MHT)					
	53022	1/2"		12	3
	53023	3/4"		12	3
For use with female threaded pipe in cold or hot water up to 150 PSI @ 180°F. (3/4" hose thread) Do not use other material compounds unless approved by the manufacturer. Teflon thread tape is recommended for threaded joints.					

Desc.	Part#	Size	Pkg. Qty.	Box Qty.	Box Wt.
STRAIGHT VALVE (CPVC X NSPM)					
	53020	1/2"		100	14
Solvent welds directly to CPVC tubing and adapts to both metal and plastic Siamese Supply Tubes.					
ANGLE VALVE (SLIP X SLIP)					
	530661	1/2" (C)		10	2
53066	1/2"			10	2
This unique valve provides for changing direction in piping as well as providing a controlled line flow.					
WASHER HOSE VALVE (SLIP X MHT)					
	530671	1/2" (C)		10	2
53067	1/2"			10	2
Solvent welds directly to 1/2" CPVC tubing and adapts to female hose couplings. Most often used in conjunction with a wing elbow (#53056) to supply water to automatic washing machines.					
SILLCOCK (SLIP X MHT)					
	530941	3/4" (C)		5	2
53094	3/4"			20	5
Can be solvent welded directly to 3/4" CPVC water supply line or 1/2" CPVC pipe with a bushing (#50275). Also adapts to copper tubing from CPVC pipe by using a Genogrip adapter (#53085).					
FLANGED SILLCOCK (FIP X MHT)					
	53097	1/2"		10	2
53098	3/4"			10	3
This valve adapts to male metal pipe threads. Do not use other materials or compounds unless approved by the manufacturer. Teflon thread tape is recommended for threaded joints.					
WING TEE (SLIP X SLIP X SLIP)					
	53058	1/2"		25	50 2
Used on lavatory and sink "rough-ins" instead of a conventional tee, providing a more rigid "rough-in" and eliminates the need for tubing hangers. Also provides for rigid mounting of washer valves for automatic washer hose hook-ups at laundry tray.					
WING ELBOW (SLIP X SLIP)					
	530561	1/2" (C)		5	1
53056	1/2"			25	2
This elbow is used to change direction in piping and features lugs for fastening. Often used in conjunction with Washer Hose Valve (#530671) for hooking up to automatic clothes washers as well as fabricating water supply piping stub outs for toilet installation. Sometimes called a "Drop Ear" elbow.					


Desc.	Part#	Size	Pkg. Qty.	Box Qty.	Box Wt.
SPECIAL FEMALE WING ELBOW (SLIP X FIP)					
	530551	1/2" (C)		10	2
53055	1/2"			25	2
This elbow adapts from 1/2" CPVC to 1/2" male metal pipe threads and features lugs for fastening. A special elastomeric gasket ensures a leakproof seal. Used on tub and shower faucets to adapt from the 1/2" CPVC riser to the chrome shower arm. Sometimes called a "Drop Ear" elbow. Hand tighten only! This fitting seals by means of a gasket and the use of joint compound or Teflon tape is neither necessary or recommended.					
HOSE COUPLER (SLIP X FHT)					
	53124	3/4"		10	50 3
Used to adapt male hose threads to CPVC. This fitting seals by means of a gasket and the use of joint compound or Teflon tape is neither necessary or recommended.					
MALE HOSE ADAPTER (SPIGOT X MHT)					
	53128	1/2" St. x 3/4"		10	400 10
This adapter solvent welds directly into 1/2" CPVC fitting socket and adapts to female hose coupling.					
90° SWIVEL ELBOW (SLIP X FEMALE NPSM)					
	54935	1/2"		50	3
Allows a direct 90° connection between CPVC tubing and male running threads on faucet. Has a cone washer inside female end to achieve seal.					
90° MALE SWIVEL ELBOW (MALE NPSM X FEMALE NPSM)					
	54945	1/2"		50	5
Provides a 90° change in direction of the male running threads on a faucet. Has a cone washer inside female end to achieve seal.					
SWIVEL ADAPTER COUPLING (SLIP X FEMALE NPSM)					
	54950	1/2"		50	3
Allows a direct connection between CPVC tubing and male running threads on faucet. Has a cone washer inside female end to achieve seal.					
CPVC TRANSITION ADAPTER (SPIGOT)					
	50465	1/2"		10	250 5
50467	3/4"			10	50 2
Used to transition from metal tubing directly to CPVC tubing. Replaces brass ferrule in a brass compression fitting.					

Desc.	Part#	Size	Pkg. Qty.	Box Qty.	Box Wt.
UNION (SLIP X SLIP)					
	530211	1/2" (C)		10	2
	53021	1/2"	10	20	3
	530261	3/4" (C)		10	3
	53026	3/4"		10	2
This union solvent welds directly to CPVC tubing and provides a method for future disassembly of tubing without cutting.					
TRANSITION UNION (SLIP X FIP)					
	530351	1/2" (C)		10	3
	53035	1/2"	10	20	4
	530401	3/4" (C)		5	2
	53040	3/4"		10	3
This special fitting is designed to compensate for the difference in coefficients of expansion which exist between CPVC and metal pipe in hot water applications. Solvent welds directly to CPVC tube and adapts to standard male pipe threads. Teflon tape is the accepted method of sealing pipe threads on CPVC fittings. Do not use other materials or compounds unless approved by manufacturer.					
TRANSITION UNION (SLIP X MIP)					
	530451	1/2" (C)		10	4
	53045	1/2"	10	20	5
	530501	3/4" (C)		5	2
	53050	3/4"		10	4
This special fitting is designed to compensate for the difference in coefficients of expansion which exist between CPVC and metal pipe in hot water applications. Solvent welds directly to CPVC tube and adapts to standard female pipe threads. Teflon tape is the accepted method of sealing pipe threads on CPVC fittings. Do not use other materials or compounds unless approved by the manufacturer.					
TRANSITION UNION (SLIP X BRASS SLIP)					
	53033	1/2"		20	3
	53043	3/4"		20	6
Used to transition from copper or brass tube to CPVC. Permits easy disassembly of piping system. Remove CPVC component and gasket before making sweat connection.					
TRANSITION UNION (SLIP X BRASS COMPRESSION)					
	53034	1/2"		20	6
	53044	3/4"		10	5
Used to transition from copper or brass tube to CPVC. Permits easy disassembly of piping system. Uses replaceable brass ferrule. Not for use with PEX tubing.					

Desc.	Part#	Size	Pkg. Qty.	Box Qty.	Box Wt.
TRANSITION UNION (SLIP X BRASS MIP)					
	53374	1/2"		20	4
	53376	3/4"		20	7
	53037	1/2" x 3/4"		20	5
Used to transition from metal female pipe threads to CPVC. Permits easy disassembly of piping system.					
TRANSITION UNION (SLIP X BRASS FIP)					
	53373	1/2"		20	4
	53375	3/4"		20	8
	53046	1"		10	5
Used to transition from metal male pipe threads to CPVC. Permits easy disassembly of piping system.					
DROP EAR ELBOW (SLIP X BRASS FIP)					
	53071	1/2"		20	8
	Used to transition from metal male pipe threads to CPVC. Provides for rigid installation by mounting elbow to wall. Usually used for shower arm or washer hose valve installation.				

PEX Tubing and Universal Fittings are copper tube size products (CTS) used in hot and cold potable water distribution systems in residential, marine, and RV applications. All sizes listed are nominal, which are approximately the same size as the inside diameter (I.D.). The outside diameter (O.D.) of CTS tubing is the nominal size plus 1/8”.

Nominal Size	1/4"	3/8"	1/2"	3/4"
Outside Diameter	3/8"	1/2"	5/8"	7/8"



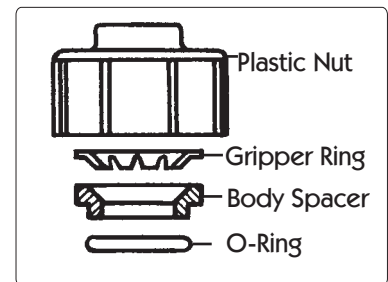
•PEX Tubing

- Meets ASTM F876-877
- 200 PSI @ 73° F, 100 PSI @ 180°F
- NSF Listed

•Universal Fittings


- Meets ASTM D3309
- 200 psi @ 73° F, 100 psi @ 180° F
- NSF Listed

- Avoid installation where product will be exposed to excessive sunlight.
- Universal Fittings
 - Leak-proof mechanical joints
 - Hand-tighten only! (See installation instructions on pg. 61)
 - Connects to copper, CPVC, PEX and other copper tube size products.
 - Carded (c) parts contain bar code and installation instructions.
 - Note the order in which each of the component parts are installed. Be sure all parts are present and in this order before installing.
- PEX Tubing




800.521.7488 or 810.744.4500 Fax: 810.744.3130
 www.genovaproducts.com • inquiry@genovaproducts.com
 8 a.m. to 5 p.m. - Eastern Standard Time (Monday-Friday)

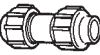
After business hours please leave a phone message and we will return your call on the next business day.

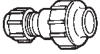
Desc.	Part#	Size	Coil Size	Coil Qty.	Coil Wt.
PEX COILS - CROSS-LINKED POLYETHYLENE					
	56421	1/2"	100'	1	6
	56431	3/4"	100'	1	10
	564241	1/2"	25'	5	10
	564341	3/4"	25'	4	13


Desc.	Part#	Size	Bdl. Qty. (Lgths.)	Mstr.Bdl. Qty. (Lgths.)	Bdl. Wt. (Lbs.)
-------	-------	------	--------------------	-------------------------	-----------------

PEX TUBING-CROSS-LINKED POLYETHYLENE					
	56405	1/4" x 5'	10	100	16
	56425	1/2" x 5'	10	50	16
	56435	3/4" x 5'	10	30	17
This alternative to PB tubing offers outstanding corrosion and heat resistance. Flexible PEX tubing can be joined to CPVC fittings with Genogrip® Adapters or Genova Universal Fittings.					


Desc.	Part#	Size	Pkg. Qty.	Box Qty.	Box Wt.
-------	-------	------	-----------	----------	---------

COUPLING					
	541031	1/4" (C)		5	1
	54103	1/4"	10	20	2
	54102	3/8"	10	20	3
	541051	1/2" (C)		5	1
	54105	1/2"	10	20	2
	541071	3/4" (C)		5	1
	54107	3/4"	10	20	3
	Designed to join PEX, copper, or CPVC tubing.				

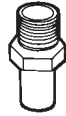
REDUCING COUPLING					
	541531	1/2" x 1/4" (C)		5	1
	54153	1/2" x 1/4"	10	20	2
Joins 1/2" PEX, copper or CPVC tubing to 1/4" PEX, copper or CPVC tubing.					

FEMALE ADAPTER (FIP)					
	54302	3/8"	10	20	2
	543051	1/2" (C)		5	1
	54305	1/2"	10	20	2
	543071	3/4" (C)		5	1
	54307	3/4"	10	20	2
Designed to adapt from metal male pipe thread to PEX, copper or CPVC tubing. Hand tighten only! This fitting seals by means of a gasket and the use of joint compound or Teflon tape is neither necessary or recommended.					


Desc.	Part#	Size	Pkg. Qty.	Box Qty.	Box Wt.
-------	-------	------	-----------	----------	---------

MALE ADAPTER (MIP)					
	54402	3/8"	10	20	2
	544051	1/2" (C)		5	1
	54405	1/2"	10	20	2
	544071	3/4" (C)		5	1
	54407	3/4"	10	20	2


Designed to adapt from metal female pipe thread to PEX, copper or CPVC tubing on the COLD WATER SIDE ONLY of a hot and cold water supply system. Where hot or changing temperatures are likely to be encountered, utilize the recommended Genova Universal Transition Male Adapter in conjunction with a Genova Universal Coupling. Teflon tape is the accepted method of sealing pipe threads on CPVC fittings. Do not use other materials or compounds unless specifically approved by the manufacturer.

BRASS TRANSITION MALE ADAPTER (MIP X METAL SPIGOT)					
	544631	3/8" x 1/2" (C)		10	2
	544651	1/2" (C)		10	2
	54465	1/2"	10	50	7
	54467	3/4"	10	20	6


Used to transition from metal FIP threaded openings directly to the tubing size of any Genova Universal fitting. This is a brass fitting.

90° ELBOW					
	54702	3/8"	10	20	3
	547051	1/2" (C)		5	1
	54705	1/2"	10	20	3
	547071	3/4" (C)		5	1
	54707	3/4"		10	2

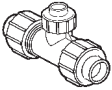
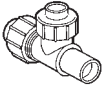
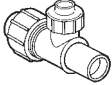

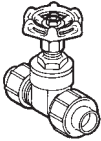
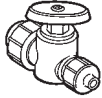
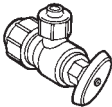
Used to change the direction in piping and is designed to join PEX, copper or CPVC tubing.


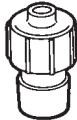




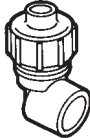
90° SWIVEL ELBOW					
	54905	1/2"	10	20	3


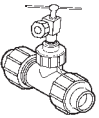


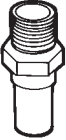

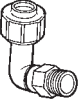


Allows a direct 90° connection between 5/8" O.D. PEX, copper, or CPVC tubing and male running threads on faucet. Has a cone washer inside female end to achieve seal. **Hand tighten only! This fitting seals by means of a gasket and the use of joint compound or Teflon tape is neither necessary or recommended.**





TEE					
	54502	3/8"		10	3
	545051	1/2" (C)		5	1
	54505	1/2"		10	2
	545071	3/4" (C)		5	2
	54507	3/4"		10	3



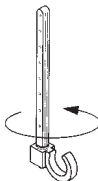
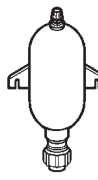



This fitting is used to provide a branch from a main line and is designed to join to PEX, copper, or CPVC tubing.




Desc.	Part#	Size	Pkg. Qty.	Box Qty.	Box Wt.
REDUCING TEE					
	545751	3/4" x 3/4" x 1/2" (C)	5	2	
	54575	3/4" x 3/4" x 1/2"	10	3	
Used to provide a branch from a main line and is designed to join to PEX, copper, or CPVC tubing.					
STACKABLE STREET TEE					
	54605	1/2"	10	2	
Primarily used for constructing water supply manifolds. Can be "stacked" together in a small space without the need for short pieces of tubing.					
REDUCING STACKABLE STREET TEE					
	54675	3/4" x 5/8" St. x 1/2"	10	2	
Primarily used for constructing water supply manifolds. Can be "stacked" together in a small space without the need for short pieces of tubing.					
LINE VALVE					
	54002	3/8"	10	4	
	540051	1/2" (C)	5	2	
	54005	1/2"	10	3	
	540071	3/4" (C)	5	2	
	54007	3/4"	10	4	
This unique valve mechanically joins water supply tubing utilizing a special locking ring and an elastomeric seal. It can be used to join PEX, copper or CPVC tubing.					
GATE VALVE (BRASS)					
	530271	3/4" (C)	5	6	
	53027	3/4"	5	5	
Used on the hot water heater and any other application where full flow gate valves are desired. It is designed to join PEX, copper or CPVC tubing.					
STRAIGHT SUPPLY VALVE					
	530301	1/2" x 1/4" (C)	10	3	
	53030	1/2" x 1/4"	10	2	
Adapts mechanically and is used where toilet, vanity or sink water supply piping comes through the floor. Designed to join PEX, copper, or CPVC tubing.					
ANGLE SUPPLY VALVE					
	530651	1/2" x 1/4" (C)	10	3	
	53065	1/2" x 1/4"	10	2	
Adapts mechanically and is used where toilet, vanity or sink water supply piping comes through the wall. Designed to join PEX, copper, or CPVC tubing.					

Desc.	Part#	Size	Pkg. Qty.	Box Qty.	Box Wt.
FEMALE WING ELBOW					
	540551	1/2" (C)	5	1	
	54055	1/2"	10	20	3
Mechanically joins 1/2" water supply piping to male pipe threads. A special elastomeric gasket ensures a leakproof seal. Usually used for a shower arm connection. Hand tighten only! This fitting seals by means of a gasket and the use of joint compound or Teflon tape is neither necessary or recommended.					
REDUCING GENOGRIP™ ADAPTER (SLIP X TUBING)					
	530101	1/2" x 1/4" (C)	10	1	
	53010	1/2" x 1/4"	25	50	3
Solvent welds directly onto 1/2" CPVC tubing and adapts mechanically to 3/8" O.D. PEX tubing or copper tubing. Most often used to adapt from 1/2" CPVC tubing risers through floor to 3/8" O.D. closet and/or lavatory riser tubes. Can also be used with metal risers.					
GENOGRIP™ STREET ADAPTER (SPIGOT X TUBING)					
	530751	1/2" (C)	10	2	
	53075	1/2"	25	2	
	530851	3/4" (C)	10	2	
	53085	3/4"	10	20	2
These patented adapters solvent weld directly into standard fittings and adapt mechanically to both PEX tubing and copper tubing by utilizing a special metal gripper ring supplied with the fitting. These fittings can be used in conjunction with CPVC fittings to create an unlimited range of fittings to connect to any type of water supply tubing.					
REDUCING GENOGRIP™ STREET ADAPTER (SPIGOT X TUBING)					
	540041	1/2" x 1/8" (C)	25	10	1
	540031	1/2" x 1/4" (C)	10	1	
	53070	1/2" x 1/4"	25	50	2
	540021	1/2" x 3/8" (C)	10	2	
	540011	3/4" x 1/2" (C)	10	2	
Allows any fitting hub to be reduced to accept PEX, copper or CPVC tubing.					
GENOGRIP™ ANGLE ADAPTER (SLIP X TUBING)					
	530601	1/2" x 1/4" (C)	10	1	
	53060	1/2" x 1/4"	10	50	3
Solvent welds directly onto 1/2" CPVC tubing and adapts mechanically to 3/8" O.D. PEX tubing or copper tubing. Most often used to adapt from 1/2" CPVC tubing risers through wall to 3/8" O.D. closet and/or lavatory riser tubes. Also, can be used with metal risers.					

Desc.	Part#	Size	Pkg. Qty.	Box Qty.	Box Wt.
HOSE COUPLER					
	54124	3/4"	10	20	2
Adapts male hose threads to CPVC, PEX or copper tubing.					
ICE MAKER KIT					
	54064	1/2"	1	10	3
Kit consists of a 5/8" O.D. tee and 1/4" O.D. valve assembly for use in hooking up any appliance served by 1/4" O.D. tubing.					
METAL GRIPPER RINGS					
	540001		10	20	1
Available for replacement purposes in Genova's Universal fittings. 2 gripper rings of each size are included in each bag. (1/4", 1/2", 3/4" I.D.)					
ALL PURPOSE SEAL LUBRICANT					
	RW206	1 oz.	10	3	
Used with Genova Universal Fittings for ease in installation.					
SPIGOT MALE ADAPTER (SPIGOT X MIP)					
	54455	1/2"	10	50	2
Designed to adapt from metal female pipe thread to a Universal Fitting in COLD WATER APPLICATIONS ONLY!					
SPIGOT FEMALE ADAPTER (SPIGOT X FIP)					
	54355	1/2"	10	50	3
Used as a transition from a MIP thread directly to the tubing size opening of any Universal Fitting.					
MALE ELBOW (MIP)					
	55705	1/2"	10	20	3
Adapts from female pipe threads to PEX, copper or CPVC in COLD WATER APPLICATIONS ONLY!					
CPVC MANIFOLDING NIPPLE					
	55035	1/2"	20	100	3
Used to manifold Universal Fittings into a rigid but adjustable single unit.					
THREADED INSERT (FIP)					
	54815	1/2" x 1/8"	5	50	1
Used to connect any 5/8" O.D. tubing size opening of an Universal Fitting to 1/8" FIP thread.					

Desc.	Part#	Size	Pkg. Qty.	Box Qty.	Box Wt.
REPLACEMENT PARTS					
	53170	Plastic Nut	50	1000	26
	53199	Gripper Ring	50	2000	6
	53174	Body Spacer	50	2000	10
	2114	O-Ring	50	2000	4
See adjacent diagram to find the correct replacement part.					

Desc.	Part#	Size	Pkg. Qty.	Box Qty.	Box Wt.
TUBING HANGERS (NOTE: ORDER BY THE BAG)					
	521051	1/2" 10/bag (C)		10	1
	52105	1/2" 25/bag	1	25	5
	521071	3/4" 10/bag (C)		10	2
	52107	3/4" 25/bag	1	25	10
Incorporates a special design which allows for pipe expansion. Can be used on copper as well as CPVC. Genova recommends using #6 x 1" screws which do not require pre-drilling.					
TUBING STRAPS (NOTE: ORDER BY THE BAG)					
	52115	1/2" 25/bag	1	25	4
	52117	3/4" 25/bag	1	25	5
Incorporates a special design which allows for pipe expansion. Can be used on copper, CPVC, and PEX tubing.					
PIPE HANGER (NOTE: ORDER BY THE BAG)					
	59706	1/2" 4/bag		25	9
	59708	3/4" 4/bag		25	9
Incorporates a special design which allows for pipe expansion and contraction. Can be used on copper, CPVC, and PEX tubing. Saddle rotates 360°. Nails not included.					
WATER HAMMER MUFFLER					
	530901	1/2" (C)		4	4
	53090	1/2"		10	8
A permanent replacement for conventional air chambers that waterlog in a short period of time. Eliminates potential damage to water supply pipes caused by water hammer. Adapts to all water supply piping systems, plastic or metal.					
CHAMFERING TOOL					
	534891	(C)		50	1
	53489			20	500
Used to chamfer and remove burrs from cut lengths of PEX and/or CPVC tubing prior to assembly. It can be used to chamfer the following sizes: 1/4" I.D., 1/2" I.D., 3/4" I.D., and 3/8" I.D.					
PLASTIC TUBING CUTTERS					
	534991	(C)		5	4
	53499			5	4
Easy-to-use cutter for plastic pipe with a heat treated blade. Ideal for CPVC or PEX tubing.					
TUBING CUTTER REPLACEMENT BLADES					
	534961	(C)		10	2
For use with Part No. 534991 or 53499 Genova Plastic Tubing Cutter.					

Desc.	Part#	Size	Pkg. Qty.	Box Qty.	Box Wt.
CLOSET POLY RISER					
	530801	1/4" X 12" (C)	10	100	10
	53080	1/4" X 12"	10	50	2
	530821	1/4" X 20" (C)	10	100	12
	53082	1/4" X 20"	10	50	3
A direct replacement for flexible copper risers. Easily installed, they can be cut with a knife and are virtually impossible to kink. Can be utilized with standard 3/8" brass compression, flare fittings or patented GenoGrip adapters. Ferrule included on each tube for use with metal compression fittings.					
SIAMESE LAVATORY POLY RISER					
	53079	1/4" x 36"	10	40	5
Eliminates the need to stock three different lengths of lavatory supply tubes. "Siamese" tubes are manufactured with a nose piece on each end - when cut, you end up with 2 tubes. Two ferrules are included with each tube for use with metal compression fittings.					
LAVATORY POLY RISER					
	530841*	1/4" x 12" (C)	10	100	13
	53084	1/4" x 12"	10	50	2
	530861*	1/4" x 20" (C)	10	100	16
	53086	1/4" x 20"	10	50	3
	530881*	1/4" x 36" (C)	5	50	11
	53088	1/4" x 36"	10	50	5
	53586	3/8" x 20"	10	30	3
A direct replacement for flexible copper risers. Easily installed, they can be cut with a knife and are virtually impossible to kink. Can be utilized with standard 3/8" brass compression, flare fittings or patented GenoGrip adapters. Ferrule included on each tube for use with metal compression fittings. * 2/Per Card					

Sch. 30 (3.25" O.D.) DWV pipe and fittings are used in drain, waste, and vent applications and are designed to fit inside a 2"x4" wall.



•Sch. 30 DWV Pipe

- Solid Wall meets ASTM D2949
- Cellular Core meets ASTM F1488
- NSF Listed

•Sch. 30 DWV Fittings

- Meets ASTM D2949
- NSF Listed

- Permitted under the International Plumbing Code (IPC) and International Residential Code (IRC).
- Solvent weld joints.

800.521.7488 or 810.744.4500 Fax: 810.744.3130
www.genovaproducts.com • inquiry@genovaproducts.com
8 a.m. to 5 p.m. - Eastern Standard Time (Monday-Friday)

After business hours please leave a phone message and we will return your call on the next business day.

Desc.	Part#	Size	Bdl. Qty. (Lgths.)	Skid Qty. (Lgths.)	Bdl. Wt. (Lbs.)
-------	-------	------	--------------------	--------------------	-----------------

SCHEDULE 30 PVC-DWV PIPE



60031	3" x 10'	5	75	42
60032	3" x 20'	5	75	83

SCHEDULE 30 PVC-DWV CELLULAR CORE PIPE



60031F	3" x 10'	5	75	32
60032F	3" x 20'	5	75	64

(Note: Be sure to order by the length.)

Desc.	Part#	Size	Pkg. Qty.	Box Qty.	Box Wt.
-------	-------	------	-----------	----------	---------

COUPLING (HUB X HUB)



60130	3"	20	6
--------------	----	----	---

Used to join straight lengths of pipe.

REDUCING COUPLING (HUB X HUB)



60131	3" x 1 1/2"	20	7
60132	3" x 2"	20	6
60143	4" x 3"	20	16

Used to increase or reduce pipe sizes.

REPAIR COUPLING (NO STOP) (HUB X HUB)



60133	3"	20	8
--------------	----	----	---

Furnished without center stop so that stationary lengths of pipe can be spliced together.

CAP (HUB)



60153	3"	20	6
--------------	----	----	---

Used for permanently or temporarily capping pipe.

REDUCING BUSHING (SPIGOT X HUB)



SCH. 30 X DWV				
60231	3" x 1 1/2"	20	7	
60232	3" x 2"	20	8	
DWV X SCH. 30				
60243	4" x 3"	10	6	

Inserts into fitting hub to reduce to smaller pipe size.

SCH. 40 TO SCH. 30 BUSHING (HUB X SPIGOT)



65330	3"	20	3
--------------	----	----	---

This flush sleeve adapts a Schedule 40 I.P.S. (700 Series) fitting hub to Sch. 30 (600 Series) pipe size.

FEMALE ADAPTER (HUB X FIP)



60330	3"	20	10
--------------	----	----	----

Adapts to standard male pipe threads. Teflon thread tape is recommended for threaded joints.

Desc.	Part#	Size	Pkg. Qty.	Box Qty.	Box Wt.
-------	-------	------	-----------	----------	---------

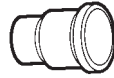
MALE ADAPTER (HUB X MIP)



60430	3"	20	7
--------------	----	----	---

Adapts to standard female pipe threads. Teflon thread tape is recommended for threaded joints.

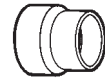
VINYL TO CAST IRON ADAPTER



(CAST IRON SPIGOT X SCH. 30 HUB)					
60530	3" x 3"	20	10		
60543	4" x 3"	20	16		

Can be joined to cast iron with Genova Plastic Lead or hot molten lead.

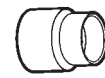
SEWER PIPE ADAPTER (SEWER HUB X SCH. 30 HUB)



61543	4" x 3"	20	9
--------------	---------	----	---

Adapts 3" Sch. 30 pipe to 4" sewer pipe (400 Series).

CAST IRON PIPE SPIGOT ADAPTER (HUB X HUB)



61730	4" x 3"	10	5
--------------	---------	----	---

This fitting adapts 3" Sch. 30 Pipe to 3" cast iron spigot and can also be utilized to adapt Sch. 30 pipe to 4" no-hub cast iron pipe. Can be joined with Genova Plastic Lead Seal or hot molten lead.

22 1/2° ELBOW (HUB X HUB)



60830	3"	20	10
--------------	----	----	----

Used to change direction in piping. Sometimes called a "Sixteenth Bend".

45° ELBOW (HUB X HUB)



60630	3"	20	10
--------------	----	----	----

Used to change direction in piping. Sometimes called an "Eighth Bend".

45° STREET ELBOW (HUB X SPIGOT)



62730	3"	20	9
--------------	----	----	---

Used to change direction in piping. Sometimes called a "Street Eighth Bend".

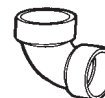
60° ELBOW (HUB X HUB)



60930	3"	20	12
--------------	----	----	----

Used to change direction in piping. Sometimes called a "Sixth Bend".

90° SANITARY ELBOW (HUB X HUB)



62830	3"	20	14
--------------	----	----	----




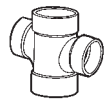







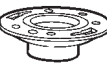
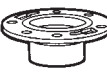

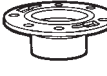
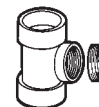
Used to change direction in piping. Sometimes called a "Quarter Bend".



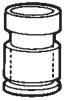

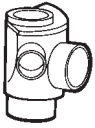
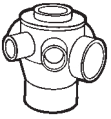
90° SANITARY STREET ELBOW (HUB X SPIGOT)




62936	3"	20	14
--------------	----	----	----

Used to change direction in piping. Sometimes called a "Street Quarter Bend".

Desc.	Part#	Size	Pkg. Qty.	Box Qty.	Box Wt.	Desc.	Part#	Size	Pkg. Qty.	Box Qty.	Box Wt.
WYE (HUB X HUB X HUB) 	61030	3"		20	19	DOUBLE SANITARY TEE (ALL HUB) 	63530	3"		10	16
Used when connecting a branch line into a horizontal drain pipe. Also, used in conjunction with a "Twist-Lok™" plug to provide a cleanout in a drain pipe.						Used to bring two branch lines into a vertical drain pipe.					
REDUCING WYE (HUB X HUB X HUB) 	61031	3" x 3" x 1½"		20	15	REDUCING DOUBLE SANITARY TEE (ALL HUB) 	63531	3" x 3" x 1½" x 1½"		10	10
61032	3" x 3" x 2"		20	16	Used to bring two branch lines into a vertical drain pipe.	63532	3" x 3" x 2" x 2"		10	10	
Used to connect a branch line into a horizontal drain pipe. Also, used in conjunction with a "Twist-Lok™" plug to provide a cleanout in a drain pipe.						Used to bring two branch lines into a vertical drain pipe.					
STANDARD DOUBLE WYE (ALL HUB) 	63430	3"		10	16	FITTING CLEANOUT BODY (SPIGOT X FIP) 	61629	3"		20	7
Used to bring two branch lines into a horizontal drain pipe.						Solvent welds into fitting hub and adapts to male threaded plug. Teflon thread tape is recommended for threaded joints.					
REDUCING DOUBLE WYE (HUB X HUB X HUB/SPIGOT X HUB/SPIGOT) 	63431	3" x 3" x 1½"/2" x 1½"/2"		10	10	FITTING CLEANOUT W/THREADED PLUG 	61630	3"		20	10
Used to bring two branch lines into a horizontal drain pipe. Branch inlets are 2" socket configuration to accept 2" pipe. The inlet is constructed to accept a 2" fitting over its outside diameter or a 1½" pipe into its inside diameter.						Solvent welds into fitting hub to provide access to piping. Teflon thread tape is recommended for threaded joints.					
SANITARY TEE (HUB X HUB X HUB) 	61130	3"		20	22	"POP-TOP" CLOSET FLANGE 	65134	4" x 3" HUB		20	14
Used to connect a branch line into vertical drain pipe.						Solvent welds over 3" Sch. 30 pipe. Unique "Pop-Top" feature prevents debris from entering plumbing system prior to setting the toilet. Used for mounting toilet base to drain.					
REDUCING SANITARY TEE (HUB X HUB X HUB) 	61131	3" x 3" x 1½"		20	12	CLOSET FLANGE W/METAL RING 	65139	4" x 3" SPIGOT		20	14
61132	3" x 3" x 2"		20	17	Solvent welds directly into 3" Sch. 30 fitting hub. This flange has an adjustable metal ring which allows for easier toilet alignment.						
Used to connect a reducing branch line into a vertical drain pipe.						CLOSET FLANGE W/METAL RING 	65150	4" x 3" HUB		10	8
BULL NOSE TEE (HUB X HUB X HUB) 	61430	3"		10	8	Solvent welds over 3" Sch. 30 Pipe. This flange has an adjustable metal ring which allows for easier toilet alignment and is used for mounting toilet base to drain.					
Used primarily in seepage bed piping grids in conjunction with perforated pipe. Used where flow characteristics are not a primary consideration.						CLOSET FLANGE W/STAINLESS STEEL RING 	65150S	4" X 3" HUB		20	16
TEST TEE W/PLUG (HUB X HUB X FIP) 	61330	3"	1	10	10	Solvent welds over 3" Sch. 30 Pipe. This flange has an adjustable stainless steel ring which allows for easier toilet alignment.					
Installs in vertical drain pipes to provide a cleanout opening close to the floor and flush with the finished wall.											

Desc.	Part#	Size	Pkg. Qty.	Box Qty.	Box Wt.	Desc.	Part#	Size	Pkg. Qty.	Box Qty.	Box Wt.
SADDLE (STREET/SOCKET DESIGN)											
	61231	3" x 1½"/2"		20	6						
Solvent welds directly onto the side of a 3" pipe to provide a simple way of connecting a branch into a drain pipe. The inlet is constructed to accept a 2" fitting over its outside diameter or a 1½" pipe into its inside diameter.											
TWIST-LOK™ PLUG (PATENT NO. 3,677,301)											
	61873	3"		20	5						
This unique Genova way of providing an easily removable closure at any fitting hub. A patented Genova system feature.											
EXPANSION JOINT (PATENT NO. 3,594,021)											
	66530	3"	1	10	18						
To provide for expansion in vertical straight runs of pipe exceeding 35' in length.											
VINYL "HUB-FIT" FLOOR STRAINER											
	69230	3"		20	5						
Prevents debris from entering a drain opening on the floor. Fits flush into any fitting hub.											
SPECIAL WASTE & VENT FITTING (SINGLE CONFIGURATION)											
	67530	3" x 1½"/2" w/3" CAP	1	5	13						
This special stack fitting provides for the hookup and venting of a complete bathroom. Each unit includes a flush branch plug to enable utilizing the fitting in a right or left hand drain situation. Branch inlets are 2" socket configurations to accept 2" pipe. Bushings (Part No. 70221) are provided to accommodate 1½" pipe.											
SPECIAL WASTE & VENT FITTING (DOUBLE CONFIGURATION)											
	67930	3" x 1½"/2" w/3" CAP	1	5	15						
This special stack fitting provides for the hookup and venting of all drains from two complete bathrooms located back to back. Each unit includes two flush branch plugs to enable utilizing the fitting in a right or left hand drain situation. Branch inlets are 2" socket configurations to accept 2" pipe. Bushings (Part No. 70221) are provided to accommodate 1½" pipe.											

Poly Vinyl Chloride (PVC) DWV pipe and fittings are used for drain, waste, and vent applications.



•Sch. 40 PVC DWV Pipe

- Dual rated for pressure (ASTM D1785) and drainage (ASTM D2665) applications
- NSF Listed

•Sch. 40 Cellular Core PVC DWV Pipe

- Meets ASTM F891
- NSF Listed

•DR-24 DWV Pipe

- Meets ASTM F1488
- Use with Sch. 40 DWV Fittings
- NSF Listed


•Sch. 40 DWV Fittings


- Meets ASTM D2665
- NSF Listed


- Pipe diameters are the same as iron pipe. (IPS=Iron Pipe Size)
- Solvent weld joints.
- Sch. 40 PVC, meeting ASTM D2665 or F891, is permitted by all major model plumbing codes. DR-24 pipe, meeting ASTM F1488, is permitted by the International Plumbing Code (IPC) and International Residential Code (IRC).


800.521.7488 or 810.744.4500 Fax: 810.744.3130
 www.genovaproducts.com • inquiry@genovaproducts.com
 8 a.m. to 5 p.m. - Eastern Standard Time (Monday-Friday)

After business hours please leave a phone message and we will return your call on the next business day.


Desc.	Part#	Size	PSI	Bdl. Qty.	Skid Qty.	Bdl. Wt. (Lgths.) (Lgths.) (Lbs.)
SCHEDULE 40 PVC-DWV PIPE						
	70011	1½" x 10'	330	5	180	27
	70012	1½" x 20'	330	5	90	53
	70021	2" x 10'	280	5	140	35
	70022	2" x 20'	280	5	70	70
	70031	3" x 10'	260	5	75	72
	70032	3" x 20'	260	5	50	144
	70041	4" x 10'	220	3	54	61
	70042	4" x 20'	220	3	36	122
	70061	6" x 10'	180	1	24	37
	70062	6" x 20'	180	1	24	73

Desc.	Part#	Size	PSI	Bdl. Qty.	Skid Qty.	Bdl. Wt. (Lgths.) (Lgths.) (Lbs.)
SCH. 40 PVC-DWV CELLULAR CORE PIPE						
	70011F	1½" x 10'		5	180	18
	70012F	1½" x 20'		5	90	36
	70021F	2" x 10'		5	140	22
	70022F	2" x 20'		5	70	44
	70031F	3" x 10'		5	75	53
	70032F	3" x 20'		5	50	105
	70041F	4" x 10'		3	54	45
	70042F	4" x 20'		3	36	90


Desc.	Part#	Size	PSI	Bdl. Qty.	Skid Qty.	Bdl. Wt. (Lgths.) (Lgths.) (Lbs.)
SERVICE WEIGHT PVC-DWV PIPE						
	70033	3" x 10'	125	5	75	38
	70034	3" x 20'	125	5	50	76
	70043	4" x 10'	125	3	54	37
	70044	4" x 20'	125	3	36	74
	70063	6" x 10'	125	1	24	81
	70064	6" x 20'	125	1	24	162

Desc.	Part#	Size	PSI	Bdl. Qty.	Skid Qty.	Bdl. Wt. (Lgths.) (Lgths.) (Lbs.)
DR-24 PVC-DWV PIPE						
	79011	1½" x 10'		3	180	15
	79012	1½" x 20'		5	90	29
	79021	2" x 10'		5	140	24
	79022	2" x 20'		5	70	47
	79031	3" x 10'		5	75	44
	79032	3" x 20'		5	50	87
	79041	4" x 10'		3	54	41
79042	4" x 20'		3	36	81	


(Note: Be sure to order by the length and not by the foot.)

Desc.	Part#	Size	Pkg. Qty.	Box Qty.	Box Wt.
COUPLING (HUB X HUB)					
	70114	1¼"		50	5
	70115	1½"	20	100	11
	70120	2"	20	100	15
	70130	3"		20	11
	70140	4"		10	9
	70160	6"		1	2


Used to join straight lengths of pipe.

Desc.	Part#	Size	Pkg. Qty.	Box Qty.	Box Wt.
REPAIR COUPLING (NO STOP) (HUB X HUB)					
	70116	1½"	20	100	10
	70122	2"	20	100	16
	70133	3"		20	10
	70144	4"		10	9


Furnished without center stop so that stationary lengths of pipe can be spliced together.

Desc.	Part#	Size	Pkg. Qty.	Box Qty.	Box Wt.
REDUCING COUPLING (HUB X HUB)					
	70121	2" x 1½"	20	100	16
	70131	3" x 1½"		20	9
	70132	3" x 2"		20	9
	70142	4" x 2"		20	16
	70143	4" x 3"		20	18
	70164	6" x 4"		4	9


Used to reduce or increase pipe sizes.

Desc.	Part#	Size	Pkg. Qty.	Box Qty.	Box Wt.
CAP (HUB)					
	70151	1½"	20	100	9
	70152	2"	20	100	12
	70153	3"		20	9
	70154	4"		10	8
	70156	6"	1	10	20


Used for permanently or temporarily capping pipe.

Desc.	Part#	Size	Pkg. Qty.	Box Qty.	Box Wt.
REDUCING BUSHING (SPIGOT X HUB)					
	70211	1½" x 1¼"		50	3
	70224	2" x 1¼"	10	70	8
	70221	2" x 1½"	20	100	8
	70231	3" x 1½"		20	8
	70232	3" x 2"		20	9
	70242	4" x 2"		10	7
	70243	4" x 3"		10	6
	70264	6" x 4"	1	10	19





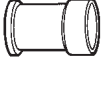

Inserts into fitting hub to reduce to smaller pipe size.




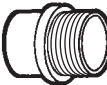


Desc.	Part#	Size	Pkg. Qty.	Box Qty.	Box Wt.
FLUSH REDUCING BUSHING (SPIGOT X HUB)					
	76243	4" x 3"		10	6

Adapts 4" fitting hub to 3" pipe.

Desc.	Part#	Size	Pkg. Qty.	Box Qty.	Box Wt.
ADAPTER BUSHING (DWV SPIGOT X S & D HUB)					
	75340	4"		25	6

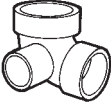



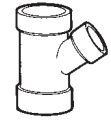

Adapts Sch. 40 fitting hub to Sewer pipe.


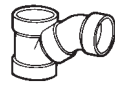
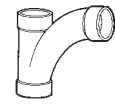
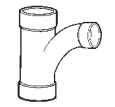
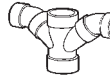
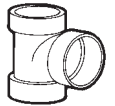
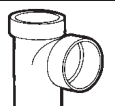
Desc.	Part#	Size	Pkg. Qty.	Box Qty.	Box Wt.
ADAPTER BUSHING (S & D SPIGOT X DWV HUB)					
	74243	4" x 3"		20	9
Adapts Sch. 40 pipe to Sewer fitting hub.					
SEWER PIPE ADAPTER COUPLING (SEWER HUB X SCH. 40 HUB)					
	71543	4" x 3"		20	12
	71544	4" x 4"		10	7
Adapts Sch. 40 pipe to 4" sewer pipe.					
FEMALE ADAPTER (HUB X FIP)					
	70311	1 1/2" x 1 1/4"	20	100	11
	70314	1 1/4"		50	6
	70315	1 1/2"	20	100	12
	70320	2"	20	100	17
	70330	3"		20	12
	70340	4"		10	9
	70360	6"	1	10	20
Adapts to standard male pipe threads. Teflon thread tape is recommended for threaded joints.					
MALE ADAPTER (HUB X MIP)					
	70414	1 1/4"		50	5
	70411	1 1/2" x 1 1/4"	20	100	10
	70415	1 1/2"	20	100	9
	70420	2"	20	100	14
	70430	3"		20	9
	70440	4"		10	8
Adapts to standard female pipe threads. Teflon thread tape is recommended for threaded joints.					
HUB ADAPTER (SPIGOT X HUB)					
	ADAPTS CAST IRON HUB TO SCH. 40 DWV PIPE				
	70521	2" x 1 1/2"		20	7
	70520	2" x 2"		25	9
	70532	3" x 2" (2 pcs.)	1	20	25
	70530	3" x 3"		20	16
	70543	4" x 3"		20	19
	70540	4" x 4"		10	13
Can be joined to cast iron with Genova Plastic Lead or hot molten lead. Bushing (Part No. 70232) provided to reduce to 2".					
NO-HUB* ADAPTER (HUB X SPIGOT)					
	72120	2"	20	100	17
	72130	3"		20	8
	72140	4"		10	7
Provides a proper method of adapting from no-hub cast iron pipe utilizing the standard no-hub clamp ring.					
* No-Hub is a registered trademark of the Cast Iron Soil Pipe Institute.					

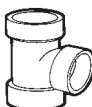


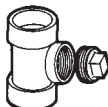

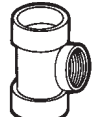
Desc.	Part#	Size	Pkg. Qty.	Box Qty.	Box Wt.
CAST IRON PIPE SPIGOT ADAPTER (HUB X HUB)					
	71730	3"		10	9
	71740	4"		10	13
This fitting adapts Genova Sch. 40 pipe to 4" cast iron spigot and can be joined with Genova Plastic Lead Seal or hot molten lead.					
TRAP ADAPTER (HUB X SLIP JAMNUT)					
	72211	1 1/2" x 1 1/4" / 1 1/2"	20	100	13
	72215	1 1/2" x 1 1/2"	20	100	12
Utilized to adapt PVC pipe to tubular traps at wall or floor. Utilizes special washer which seals to either 1 1/2" or 1 1/4" tubular products, reducing the number of SKU's needed in inventory. This fitting solvent welds over an 1 1/2" DWV pipe. Sometimes called a Marvel. •Dynamic Duo™ feature.					
FITTING TRAP ADAPTER (SPIGOT X SLIP JAMNUT)					
	72311	1 1/2" x 1 1/4" / 1 1/2"	20	100	14
	72315	1 1/2" x 1 1/2"	20	100	13
Adapts PVC fitting hub to tubular traps at wall or floor. Utilizes special washer which seals to either 1 1/2" or 1 1/4" tubular products, reducing the number of SKU's needed in inventory. This fitting solvent welds into a 1 1/2" DWV fitting hub. Sometimes called a Marvel. •Dynamic Duo™ feature.					
FITTING ADAPTER (SPIGOT X MIP)					
	72411	1 1/2" x 1 1/4"	20	100	9
	72415	1 1/2"	20	100	10
	72420	2"	20	100	14
Adapts fitting hub to standard female pipe threads. Teflon thread tape is recommended for threaded joints.					
22 1/2° ELBOW (HUB X HUB)					
	70815	1 1/2"		20	100 16
	70820	2"		20	5
	70830	3"		20	16
	70840	4"		10	13
	70860	6"		5	12
Used to change direction in piping. Sometimes called a "Sixteenth Bend".					
22 1/2° STREET ELBOW (HUB X SPIGOT)					
	75815	1 1/2"	20	100	14
	75820	2"		20	4
	75830	3"		20	14
	75840	4"		10	12
Used to change direction in piping. Sometimes called a "Street Sixteenth Bend".					

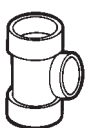
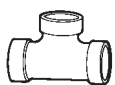
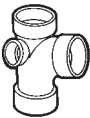

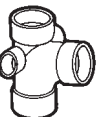


Desc.	Part#	Size	Pkg. Qty.	Box Qty.	Box Wt.
45° SANITARY ELBOW (HUB X HUB)					
	70614	1¼"		50	9
	73615	1½"	20	100	22
	73620	2"	20	100	32
	70630	3"		20	20
	70640	4"		10	18
	70660	6"		1	4
Used to change direction in piping. Sometimes called an "Eighth Bend".					
45° ELBOW (HUB X HUB)					
	70615	1½"	20	100	16
	70620	2"	20	100	23
Used to change direction in piping. Sometimes called an "Eighth Bend".					
45° SANITARY STREET ELBOW (HUB X SPIGOT)					
	72714	1¼"		50	7
	72716	1½"	20	100	20
	72720	2"	20	100	31
	72730	3"		20	18
	72740	4"		10	17
	72760	6"		1	3
Used to change direction from a fitting hub to a pipe. Sometimes called a "Street Eighth Bend".					
45° STREET ELBOW (HUB X SPIGOT)					
	72715	1½"	20	100	15
Used to change direction from a fitting hub to a pipe. Sometimes called a "Street Eighth Bend".					
60° ELBOW (HUB X HUB)					
	70915	1½"	20	100	20
	70920	2"		20	6
	70930	3"		20	19
	70940	4"		10	16
Used to change direction in piping. Sometimes called a "Sixth Bend".					
90° SANITARY ELBOW (HUB X HUB)					
	72814	1¼"		50	10
	72815	1½"	20	100	23
	72820	2"	20	100	37
	72821	2" x 1½"	20	100	30
	72830	3"		20	24
	72840	4"		10	21
	72860	6"		1	4
Used to change direction in piping. Sometimes called a "Quarter Bend".					

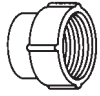


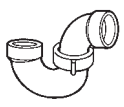


Desc.	Part#	Size	Pkg. Qty.	Box Qty.	Box Wt.
90° LONG SWEEP ELBOW (HUB X HUB)					
	73815	1½"	20	100	33
	73820	2"	20	80	37
	73830	3"		20	28
	73840	4"		10	24
	Used to change direction in piping. Sometimes called a "Long Turn Quarter Bend".				
90° VENT ELBOW (HUB X HUB)					
	70715	1½"	20	100	21
	70720	2"		20	6
	70730	3"		20	18
Used to change direction in the "dry" portion of vent piping where water flow is not a consideration. Sometimes called a "Short Turn Quarter Bend".					
90° SANITARY STREET ELBOW (HUB X SPIGOT)					
	72906	1¼"		50	9
	72916	1½"	20	100	22
	72926	2"		20	8
	72936	3"		20	22
	72946	4"		10	20
	72966	6"		5	23
Used to change direction in piping. Sometimes called a "Street Quarter Bend".					
90° VENT STREET ELBOW (HUB X SPIGOT)					
	72915	1½"	20	100	19
	72920	2"		20	6
Used to change direction in "dry" portion of vent piping where water flow is not a consideration. Sometimes called a "Short Turn Street Quarter Bend".					
REDUCING CLOSET BEND (HUB X HUB)					
	72834	4" x 3"		20	32
Used to change direction in piping as well as size. Usually utilized to convert from 3" horizontal pipe to 4" vertical pipe directly under the toilet.					
REDUCING CLOSET BEND (SPIGOT X HUB)					
	72934	4" x 3"		20	31
Used to change direction and size of pipe directly into fitting hub, usually a closet flange directly under a toilet. Works well in tight space applications on second floors.					
90° LOWWHEEL INLET ELBOW (HUB X HUB X HUB)					
	73031	3" x 3" 1½"/2"	20		24
	73032	3" x 3" x 2"	20		25
	73042	4" x 4" x 2"	15		35
Used to connect a branch line or vent at a change of direction in a larger vertical or horizontal pipe.					













Desc.	Part#	Size	Pkg. Qty.	Box Qty.	Box Wt.
90° ELBOW W/SIDE INLET (HUB X HUB X HUB/SPIGOT)					
	73131	3" x 3" x 1½"/2"	20	24	
Used to connect a branch line or vent at a change of direction in a larger vertical or horizontal pipe. The inlet is constructed to accept a 2" fitting over its outside diameter or an 1½" pipe into its inside diameter.					
90° DOUBLE ELBOW (HUB X HUB X HUB)					
	70716	1½"	50	14	
	70726	2"	25	12	
	70736	3"	10	18	
Ideal for "Back to Back" sink or lavatory installations.					
REDUCING DOUBLE ELBOW (HUB X HUB X HUB)					
	70722	2" x 1½" x 1½"	20	8	
Ideal for "Back to Back" sink or lavatory installations.					
WYE (HUB X HUB X HUB)					
	71014	1¼"	50	18	
	71015	1½"	25	11	
	71020	2"	20	13	
	71030	3"	20	39	
	71040	4"	5	18	
	71060	6"	1	7	
Used when connecting a branch line into a horizontal drain pipe. Also, can be used in conjunction with a Twist-Lok™ plug to provide a cleanout in a drain pipe.					
REDUCING WYE (HUB X HUB X HUB)					
	71021	2" x 2" x 1½"	20	11	
	71023*	2" x 1½" x 1½"	20	12	
	71031	3" x 3" x 1½"	20	36	
	71032	3" x 3" x 2"	20	27	
	71041*	4" x 4" x 1½"	1	10	22
	71042	4" x 4" x 2"	10	21	
	71043	4" x 4" x 3"	10	28	
	71064*	6" x 6" x 4"	1	9	
Used when connecting a reducing branch line into a horizontal drain pipe. Also, can be used in conjunction with a Twist-Lok™ plug to provide a cleanout in a drain pipe. *Bushing (Part No. 70221) provided to reduce to 1½". Bushing (Part No. 70264) provided to reduce to 4".					
DOUBLE WYE (ALL HUB)					
	73415	1½"	20	11	
	73420	2"	20	15	
	73430	3"	10	24	
	73440	4"	5	21	
Used to bring two branches into a horizontal drain pipe.					





Desc.	Part#	Size	Pkg. Qty.	Box Qty.	Box Wt.
REDUCING DOUBLE WYE (ALL HUB)					
	73421	2" x 2" x 1½" x 1½"	20	12	
	73431	3" x 3" x 1½" x 1½"	10	14	
	73432	3" x 3" x 2" x 2"	10	15	
	73442	4" x 4" x 2" x 2"	5	12	
	73443	4" x 4" x 3" x 3"	5	19	
Used to bring two reducing branch lines into a horizontal drain pipe.					
COMBINATION TEE WYE (HUB X HUB X HUB)					
	72515	1½"	20	12	
	72520	2"	10	10	
	72530	3"	10	25	
	72540	4"	5	25	
	Required in some plumbing code areas to connect a branch line into a vertical drain pipe instead of a conventional tee fitting. Also, used to connect a horizontal branch pipe approaching a horizontal drain pipe on the perpendicular. (Can be made from a wye and a "Street Eighth Bend").				
REDUCING COMBINATION TEE-WYE (HUB X HUB X HUB)					
	72521	2" x 2" x 1½"	20	10	
	72531	3" x 3" x 1½"	10	12	
	72532	3" x 3" x 2"	10	14	
	72542	4" x 4" x 2"	10	16	
	72543	4" x 4" x 3"	5	16	
Required in some plumbing code areas to connect a branch line into a vertical drain pipe (stack) instead of conventional tee fitting. Also, used to connect a horizontal branch pipe approaching a horizontal drain pipe on the perpendicular.					
DOUBLE COMBINATION TEE-WYE (ALL HUB)					
	72640	4" (3 pcs.)	2	15	
Required in some plumbing code areas to connect two branch lines into a vertical drain pipe (stack).					
SANITARY TEE (HUB X HUB X HUB)					
	71114	1¼"	50	13	
	71115	1½"	20	7	
	71120	2"	20	11	
	71130	3"	20	33	
	71140	4"	10	30	
	71160	6"	1	6	
Used when connecting a branch line into a vertical drain pipe (stack).					
SANITARY STREET TEE (SPIGOT X HUB X HUB)					
	76140	4"	10	27	
Used when connecting a branch line into a vertical drain pipe.					







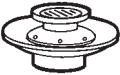
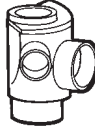





Desc.	Part#	Size	Pkg. Qty.	Box Qty.	Box Wt.
REDUCING SANITARY TEE (HUB X HUB X HUB)					
	71121	2" x 2" x 1½"		20	10
	71122	2" x 1½" x 2"		20	11
	71123	2" x 1½" x 1½"		20	9
	71131	3" x 3" x 1½"		20	19
	71132	3" x 3" x 2"		20	21
	71141*	4" x 4" x 1½"	1	10	17
	71142	4" x 4" x 2"		10	16
	71143	4" x 4" x 3"		10	22
	71164	6" x 6" x 4"		5	24
Used when connecting a branch line into a vertical drain pipe (stack). *Bushing (Part No. 70221) provided to reduce to 1½".					
DOUBLE SANITARY TEE (ALL HUB)					
	73515	1½"		20	8
	73520	2"		15	11
	73530	3"		10	19
	73540	4"		5	18
Used to bring two branch lines into a vertical drain pipe (stack).					
REDUCING DOUBLE SANITARY TEE (ALL HUB)					
	73521	2" x 2" x 1½" x 1½"	15	9	
	73531	3" x 3" x 1½" x 1½"	10	10	
	73532	3" x 3" x 2" x 2"	10	13	
	73542	4" x 4" x 2" x 2"	5	9	
	73543	4" x 4" x 3" x 3"	10	24	
Used to bring two reducing branch lines into a vertical drain pipe (stack).					
TEST TEE W/CLEANOUT PLUG (HUB X HUB X FIP)					
	71315	1½" (THREADED)	10	4	
	71320	2" (THREADED)	10	5	
	71330	3" (TOE SAVER)	10	12	
	71340	4" (TOE SAVER)	10	23	
	Used at the base of a vertical drain pipe (stack) to provide a cleanout opening flush with the finished wall. Teflon thread tape is recommended for threaded joints.				
TEST TEE (HUB X HUB X FIP)					
	71416	1½"	10	3	
	71421	2"	10	5	
	71431	3"	10	11	
	71441	4"	10	21	
Used in conjunction with a threaded plug to provide a cleanout opening. Teflon thread tape is recommended for threaded joints.					


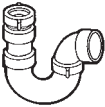
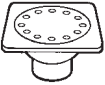








Desc.	Part#	Size	Pkg. Qty.	Box Qty.	Box Wt.
VENT TEE (HUB X HUB X HUB)					
	71415	1½"		10	3
	71420	2"		10	5
	71430	3"		10	12
	71440	4"		10	21
Used primarily in seepage bed piping grids in conjunction with perforated pipe. Used where flow characteristics are not a primary consideration.					
TWO-WAY CLEANOUT TEE (HUB X HUB X HUB)					
	71633	3"		10	22
	71644	4"		5	20
Used with a vertical pipe stack. This fitting provides for above ground level access piping.					
SANITARY TEE W/LEFT SIDE INLET (ALL HUB)					
	77132	3" x 3" x 3" x 2"	10	17	
This fitting provides for the connection of 2" vent or branch waste piping to a vertical pipe (stack).					
SANITARY TEE W/RIGHT SIDE INLET (ALL HUB)					
	77232	3" x 3" x 3" x 2"	10	17	
This fitting provides for the connection of 2" vent or branch waste piping to a vertical pipe (stack).					
WASTE & VENT TEE W/DOUBLE SIDE INLET (ALL HUB)					
	77031*	3" x 3" x 3" x 1½"/2" x 1½"/2"	1	10	17
		4" x 4" x 4" x 2" x 2"			
	77042		1	5	16
Provides for the connection of 1½" or 2" vent or branch waste piping to a vertical pipe as well as receiving the discharge of a water closet. *The inlets are constructed to accept a 2" fitting hub over their outside diameter or an 1½" pipe into their inside diameter.					
FITTING CLEANOUT W/THREADED PLUG (SPIGOT X FIP)					
	71615	1½"	20	100	15
	71620	2"	20	100	19
	71630	3"		20	11
	71640	4"		10	10
Solvent welds into fitting hub to provide access to piping. Teflon thread tape is recommended for threaded joints.					

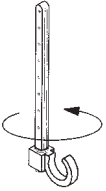

Desc.	Part#	Size	Pkg. Qty.	Box Qty.	Box Wt.
FITTING CLEANOUT BODY (SPIGOT X FIP)					
	71612	1 1/4"		50	5
	71614	1 1/2"	20	100	11
	71619	2"	20	100	14
	71629	3"		20	9
	71639	4"		10	8
	71659	6"		10	20
Solvent welds into fitting hub and adapts to male threaded plug. Teflon thread tape is recommended for threaded joints.					
THREADED PLUG (MIP)					
	71815	1 1/2"	10	100	5
	71820	2"	20	100	7
	71830	3"	20	100	17
	71840	4"		10	3
	71860	6"		10	7
Used to form a removable closure. These threaded plugs offer a corrosion proof alternative to metal plugs. Teflon thread tape is recommended for threaded joints.					
ADJUSTABLE P-TRAP W/UNION & CLEANOUT					
	78215	1 1/2"		20	14
Used to prevent the passage of sewer gas from the plumbing system into house through the plumbing fixture drain.					
ADJUSTABLE P-TRAP W/UNION					
	78315	1 1/2"		20	13
	78320	2"		25	20
Used to prevent the passage of sewer gas from the plumbing system into house through the plumbing fixture drain.					
P-TRAP W/CLEANOUT					
	78415	1 1/2"		20	13
	78420	2"		20	21
Used to prevent the passage of sewer gas from the plumbing system into house through the plumbing fixture drain.					
P-TRAP					
	78515	1 1/2"		20	11
	78520	2"		20	20
	78530	3"		10	30
	78540	4"		5	27
Used to prevent the passage of sewer gas from the plumbing system into house through the plumbing fixture drain.					

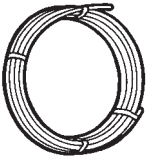
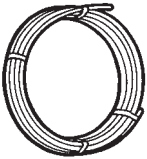
Desc.	Part#	Size	Pkg. Qty.	Box Qty.	Box Wt.
U-BEND (HUB X HUB)					
	78015	1 1/2"		20	9
	78020	2"		20	14
	78030	3"		15	27
	78040	4"		10	34
Bottom part of trap furnished without cleanout.					
"POP-TOP" CLOSET FLANGE					
	75134	4" x 3" HUB		20	16
Solvent welds over 3" Sch.40 pipe.					
	75139	4" x 3" SPIGOT		20	14
Solvent welds into 3" Sch.40 fitting hub					
	75140	4" HUB		10	9
Solvent welds over 4" Sch.40 pipe. "Pop-Top" feature prevents debris from entering plumbing system prior to setting the toilet.					
CLOSET FLANGE					
	75135	4" x 3" HUB		20	15
Solvent welds over 3" Sch.40 pipe.					
	75141	4" HUB		10	8
Solvent welds over 4" Sch.40 pipe.					
CLOSET FLANGE W/METAL RING					
	75144	4"/4" x 3" SLAB		10	9
Solvent welds into 4" Sch.40 pipe or over 3" Sch.40 pipe. This flange has an adjustable metal ring which allows for easier toilet alignment. Provides for a simple method of installing a closet flange on a cement floor.					
CLOSET FLANGE W/METAL RING					
	75146	4" x 3" SPIGOT		10	9
Solvent welds into 3" Sch.40 fitting hub.					
	75150	4" x 3" HUB		10	9
Solvent welds over 3" Sch.40 pipe.					
	75155	4" HUB		20	16
Solvent welds over 4" Sch.40 pipe.					
	75164	4" SPIGOT		10	8
Solvent welds into a 4" Sch.40 fitting hub. This flange has an adjustable metal ring which allows for easy toilet alignment and a special closet bolt holding design for easy toilet mounting.					
					




Desc.	Part#	Size	Pkg. Qty.	Box Qty.	Box Wt.	Desc.	Part#	Size	Pkg. Qty.	Box Qty.	Box Wt.
CLOSET FLANGE W/STAINLESS STEEL RING											
	75146S	4" x 3"	SPIGOT	20	18						
	Solvent welds into 3" Sch. 40 fitting hub										
	75150S	4" x 3"	HUB	20	18						
	Solvent welds over 3" Sch. 40 pipe This flange has an adjustable stainless steel ring which allows for easy toilet alignment and a special closet bolt holding design for easy toilet mounting.										
CLOSET FLANGE SPACER RING											
	75154	4"	HUB	25	9						
	Used to build up existing flange when new flooring or ceramic tile has resulted in flange being at or below floor level.										
OFFSET CLOSET FLANGE W/METAL RING											
	75160	4" x 3"	HUB	10	10						
	Solvent welds over 3" Sch. 40 pipe This flange has an adjustable metal ring which allows for easier toilet alignment. Used for mounting toilet base to drain pipe when pipe has been positioned incorrectly in installation.										


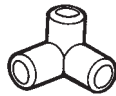

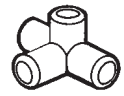

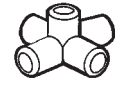
Desc.	Part#	Size	Pkg. Qty.	Box Qty.	Box Wt.	Desc.	Part#	Size	Pkg. Qty.	Box Qty.	Box Wt.
TEST CAP (SPIGOT)						NOVAVENT® AUTOMATIC ANTI-SIPHON VALVE					
	70171	1½"	25	100	1		740151	1½" (C)		5	2
	70172	2"	25	50	1		74015	1½"		5	2
	70173	3"		25	1		Eliminates expensive secondary vent stacks through the roof. Automatically works to prevent loss of trap seal. Made for use with sinks, basins, tubs, showers, vanities and washing machines.				
	70174	4"		20	2		Styrene test cap fits into Sch. 40 pipe openings and is used to prevent debris from entering the plumbing system during construction.				
PVC FLOOR DRAIN (GRATE X SPIGOT)						NOVAVENT® AUTOMATIC PLUMBING RELIEF VALVE					
	71450	8" x 4"	1	10	21		740401	4" (C)		1	2
	High volume floor drain for use in floors and garages subject to surface drainage.						Novavent relief valves are for use on main plumbing vent stacks and eliminate the need for vent roof penetrations. Relief valves can be used alone or in conjunction with smaller Novavent® anti-siphon valves.				
PVC ROOF DRAIN ASSEMBLY (W/GRAVEL GUARD GRATE)						VERTICAL EXPANSION JOINT (Patent No. 3,594,021)					
	71460	4" SPIGOT	1	5	18		76520	2"	1	15	10
	For use on flat roof buildings for roof drainage. Also, for use in ground level drainage applications subject to large amounts of surface debris.						76530	3"	1	10	16
SHOWER DRAIN							76540	4"	1	10	31
	71470	2"	1	5	15	To provide for expansion in straight vertical pipe runs exceeding 35 feet in length.					
	For ceramic built-in shower applications. Features adjustable height strainer, lead pan retaining ring and 2" solvent weld discharge. All vinyl construction.					SPECIAL WASTE & VENT FITTING (Single Configuration)					
SHOWER DRAIN W/ STAINLESS STEEL GRATE (HUB)							77530	3" X 1½"/2" W/3" CAP	1	5	14
	71480	2"	1	5	14		77540	4" X 1½"/2" W/4" CAP	1	5	20
	For fiberglass built-in shower applications. Includes sealing and friction gaskets for a positive seal to the shower base, and a 2" solvent weld discharge.					Provides for the hookup and venting of a complete bathroom. Each unit furnished with a flush branch plug to enable using the fitting in a right or left hand drain situation. Branch inlets are 2" socket configurations to accept 2" pipe. Bushings (Part No. 70221) are provided to accommodate 1½" pipe.					
TOE-SAVER FLOOR PLUG						BACKWATER VALVE					
	71853	3"	20	100	15		77630	3"	1	4	8
	71854	4"		10	3		77640	4"	1	2	10
A must for basement floor installation. Eliminates tripping hazard posed by conventional raised plugs. Interchangeable with brass or plastic plugs. Teflon thread tape is recommended for threaded joints.					Solvent welds directly into PVC-DWV pipe without the need for adapters. Full size cleanout/maintenance port provided. Helps prevent sewage backup during flood conditions.						
TWIST-LOK™ PLUG (Patent No. 3,677,301)						SPECIAL WASTE & VENT FITTING (Double Configuration)					
	71871	1½"	20	100	9		77930	3" x 1½"/2" w/3" Cap	1	5	17
	71872	2"	20	100	11		77941	4" x 1½"/2" w/4" x 2" Cap	1	3	16
	71873	3"		20	8		Provides for the hookup of all drains from two complete bathrooms located back to back. Each unit furnished with two flush branch plugs to enable utilizing the fitting in a right or left hand drain situation. Branch inlets are 2" socket configurations to accept 2" pipe. Bushings (Part No. 70221) are provided to accommodate 1½" pipe.				
	71874	4"		10	7		The unique Genova way of providing an easily removable closure at a Genova fitting hub. A patented Genova system feature.				

Desc.	Part#	Size	Pkg. Qty.	Box Qty.	Box Wt.
SWIVEL DRUM TRAP					
	75715	1½" x 3" x 6"	1	15	19
PVC version of the old style bathtub "Drum Trap". Largely replaced today by the conventional 1½" P-Trap (See 100 series and 700 series types).					
LOS ANGELES PATTERN P-TRAP					
	78715	1¼"/1½"		20	16
Used to prevent the passage of sewer gas from the plumbing system into house through the plumbing fixture drain. Used when local code doesn't permit the use of slip coupled traps.					
6" x 6" VINYL BELL TRAP					
	78860	6" x 6"	5	20	13
Designed to solvent weld to Schedule 40 IPS PVC. Installs easily and is a direct replacement for cast bell traps. Outlet 1½" socket or 2" spigot.					
6" x 6" VINYL BELL TRAP REPLACEMENT STRAINER					
	78858	Fits 4½" diameter	1	10	3
Replacement for Genova's 6" x 6" Bell Trap or for corroded strainers on many existing metal bell traps.					
9" x 9" VINYL BELL TRAP					
	78890	9" x 9"		5	9
Designed to solvent weld to Schedule 40 IPS PVC. Installs easily and is a direct replacement for cast iron and die cast bell traps. Outlet 3" Sch. 30 socket or 3" Sch. 40 spigot.					
9" x 9" VINYL BELL TRAP REPLACEMENT STRAINER					
	78888	Fits 7¾" diameter	1	10	7
Replacement for Genova's 9" x 9" Bell Trap or for corroded strainers on many existing metal bell traps.					
VINYL "HUB-FIT" FLOOR STRAINER					
	79230	3"		20	5
	79240	4"		20	10
Prevents debris from entering a drain opening on the floor. Fits flush into any fitting hub flush to the floor.					
PVC PIPE FIT FLOOR STRAINER					
	79120	2"		20	2
	79130	3"		20	5
	79140	4"		20	6
Prevents debris from entering a drain opening on the floor. Fits flush into any pipe flush to the floor.					

Desc.	Part#	Size	Pkg. Qty.	Box Qty.	Box Wt.
PIPE HANGER (NOTE: ORDER BY THE BAG)					
	79716	1½"		25	10
	79721	2"		25	11
	79731	3"		25	14
	79741	4"		25	16
Incorporates a special design which allows for pipe expansion and contraction. Saddle rotates 360°. (Bulk bag contains 4 pieces.) Nails not included.					
COPPER DWV TO GENOVA DWV FLEXIBLE ADAPTER					
	F71915	1½" copper x 1½" vinyl	5	2	
Flexible coupling joins copper to vinyl pipe; hose-clamp into position.					

Desc.	Part:#	Size	Pressure Rating at 73° F (PSI)	Coil Qty.	Coil Wt. (lbs.)
NON-NSF POLYETHYLENE PIPE					
	911051	1/2" x 100'	100	1	5
	911052	1/2" x 400'	100	1	20
	911071	3/4" x 100'	100	1	7
	911072	3/4" x 400'	100	1	26
	911101	1" x 100'	100	1	9
	911102	1" x 300'	100	1	27
	911111	1 1/4" x 100'	100	1	15
	911112	1 1/4" x 300'	100	1	44
	911121	1 1/2" x 100'	100	1	20
	911122	1 1/2" x 300'	100	1	59
	911221	2" x 100'	100	1	33
	911222	2" x 200'	100	1	65
NSF APPROVED POLYETHYLENE PIPE (ASTM D-2239, PE 3408)					
	910053	1/2" x 25'	125	1	2
	910054	1/2" x 50'	125	1	3
	912051	1/2" x 100'	125	1	6
	912052	1/2" x 400'	125	1	23
	910073	3/4" x 25'	100	1	2
	910074	3/4" x 50'	100	1	4
	910071	3/4" x 100'	100	1	8
	910072	3/4" x 400'	100	1	30
	910103	1" x 25'	100	1	3
	910104	1" x 50'	100	1	6
	910101	1" x 100'	100	1	11
	910102	1" x 300'	100	1	33
	910113	1 1/4" x 25'	100	1	5
	910114	1 1/4" x 50'	100	1	9
	910111	1 1/4" x 100'	100	1	19
	910112	1 1/4" x 300'	100	1	56
	910121	1 1/2" x 100'	100	1	25
	910122	1 1/2" x 300'	100	1	77
	910221	2" x 100'	100	1	42
	910222	2" x 200'	100	1	84
	912071	3/4" X 100'	125	1	9
	912101	1" X 100'	125	1	15
	912102	1" X 300'	125	1	43
	912112	1 1/4" X 300'	125	1	75
	912121	1 1/2" X 100'	125	1	32
	916051	1/2" X 100'	160	1	6
	916071	3/4" X 100'	160	1	12
	916072	3/4" X 300'	160	1	35
	916101	1" X 100'	160	1	19
	916102	1" X 300'	160	1	57
	916111	1 1/4" X 100'	160	1	33
	916112	1 1/4" X 300'	160	1	97
	916221	2" X 100'	160	1	69
	920071	3/4" X 100'	200	1	16
	920101	1" X 100'	200	1	25
	920111	1 1/4" X 100'	200	1	42

Desc.	Part#	Size	Pkg. Qty.	Box Qty.	Box Wt.	Desc.	Part#	Size	Pkg. Qty.	Box Qty.	Box Wt.
CHECK VALVE (MIP X POLY INSERT)											
	96610	1 1/4" x 1 1/4"	5	20	6						
	Used to prevent discharge line backflow into sump pit. Prevents sump pump "short cycling". Made to adapt directly to 1 1/2" solvent weld fittings or 1 1/4" flexible polyethylene.										
CHECK VALVE W/HOSE (MIP X POLY INSERT)											
	96620	1 1/4" x 1 1/4"	5	20	11						
	Used to prevent discharge line backflow into sump pit. Prevents sump pump "short cycling". Made to adapt directly to 1 1/2" solvent weld fittings or 1 1/4" flexible polyethylene. Provided with adapter hose and two stainless clamps.										
UNIVERSAL CHECK VALVE											
	966311		10	9							
	Each individually merchandised packaged valve provides easy installation instructions. The valves are truly universal; provided with two adapter hoses and necessary stainless clamps, they will fit the full range of pipe sizes from 1 1/4" polyethylene to 1 1/2" iron or plastic.										
Check valves are available from the factory in box quantities only.											

Desc.	Part#	Size	Pkg. Qty.	Box Qty.	Box Wt.
90° ELBOW					
	11180	1 1/4"	1	125	26
	11181	1 1/2"	1	75	19
90° 3-WAY ELBOW					
	11182	1"	1	200	31
	11183	1 1/4"	1	75	19
	11184	1 1/2"	1	50	16
	11185	2"	1	40	17
TEE					
	11186	1 1/4"	1	100	24
	11187	1 1/2"	1	75	21
90° 4-WAY TEE					
	11188	1"	1	100	20
	11189	1 1/4"	1	50	18
	11190	1 1/2"	1	75	34
CROSS					
	11191	1 1/4"	1	75	21
	11192	1 1/2"	1	75	32
5-WAY CROSS					
	11307	1"	1	75	19
	11308	1 1/4"	1	50	23
<p>Please Note: The fittings above are for <u>creating pipe furniture only</u> and are not for use in any plumbing applications. Any Genova product used other than for its intended purpose will not be covered by warranty.</p>					

Boji

MARINE/RV FILTER/SOFTENER



Desc.	Part#	Size	Pkg. Qty.	Box Qty.	Box Wt.
-------	-------	------	-----------	----------	---------

BOJI PACKAGES

REGULAR CAPACITY SYSTEM

SS4015			1	27	
Includes: Standard Boji, Prefilter Housing w/Clear Canister, Activated Carbon Filter Cartridge, 36" RV Hose w/Male and Female Fittings.					

HI-CAPACITY SYSTEM

SS6015			1	41	
Includes: Hi-Capacity Boji, Prefilter Housing w/Clear Canister, Activated Carbon Filter Cartridge, 36" RV Hose w/Male and Female Fittings.					

ACCESSORY ITEMS

PREFILTER W/HOSE FITTINGS

FH10			1	3	
Used for regenerating the Boji. Includes brass hose fittings.					

ACTIVATED CARBON FILTER CARTRIDGE

C232			1	1	
Replacement filter cartridge for water filter.					

WATER METER VALVE

WT101			1	1	
For monitoring water flow.					

HOSE

NRVH6	6"		1	1	
NRVH36	36"		1	1	
Used to connect Boji Filter to water supply.					

The Boji Marine/RV Filter/Softener is constructed of the finest thermoplastic materials and should provide a lifetime of trouble free use. There are no moving parts to wear out and the softener is resistant to all corrosive environments encountered in boating. The unit is designed to soften your dockside water supply, providing you with generous amounts of soft water for drinking, bathing and washing your boat or RV.

The Boji Marine/RV Filter/Softener can be installed in-line for dockside pressure water supply or can be used to fill your vessel's or RV's inboard water storage tank. The result— water suds easier, is less corrosive to inboard plumbing and minimizes unsightly stains and water spots. The Boji Marine/RV Filter/Softener is also an indispensable aid in washing your boat or RV. Say good-bye to difficult to remove deposits on bright work and windows.

The Boji Marine/RV Filter/Softener works in the same manner as a commercial manually operated water conditioner. There are no time clocks, solenoids or directional valves to malfunction. No external power source is required. The unit is simply installed between the water supply hose. When the water is turned on, water flows through the softener, softening as it goes. That's all there is to it!

Depending on the hardness of the water supply source, your Boji will require periodic regeneration to maintain its water softening capabilities. This is easily done utilizing a canister type water filtration unit and pure pelletized water softener salt cubes, available from a variety of local sources.

Desc.	Part#	Size	Pkg. Qty.	Box Qty.	Box Wt.
-------	-------	------	-----------	----------	---------

FINAL RINSE

	SS100		10	17	
--	--------------	--	----	----	--



**WASH, RINSE & GO
END WATER SPOTS**



Simply connect it to the end of your hose after washing your car or recreational vehicle for a fast and clean rinse down...and go!

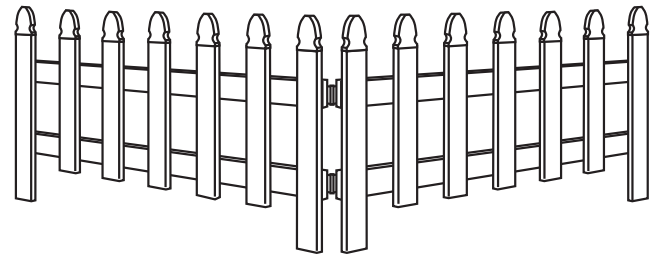
- Rechargeable with Table Salt
- Use for final rinse Only
- Eliminate Drying Time
- Portable
- Economical

Desc.	Part#	Size W x H	Pkg. Qty.	Box Qty.	Box Wt.
-------	-------	------------	-----------	----------	---------

HITCH HIDER

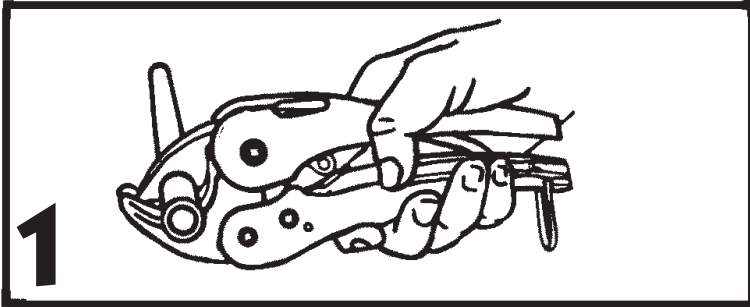
HH100	8' x 29"	1	10	19
HH200	10' x 29"	1		21
HH300	8' x 36"	1		24
HH400	18' x 29"	1		39

Used for concealing the hitch on travel trailers and mobile homes.



Our maintenance-free, light weight Vinyl Picket Hitch-Hider will never rot, rust or corrode & best of all will never need painting.

UNIVERSAL FITTINGS INSTALLATION INSTRUCTIONS



Carefully inspect each fitting prior to assembly to ensure that all internal components are present and correctly positioned. It is not necessary to disassemble fitting for this inspection.

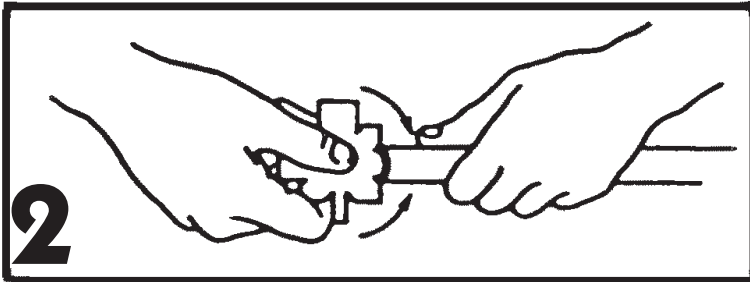
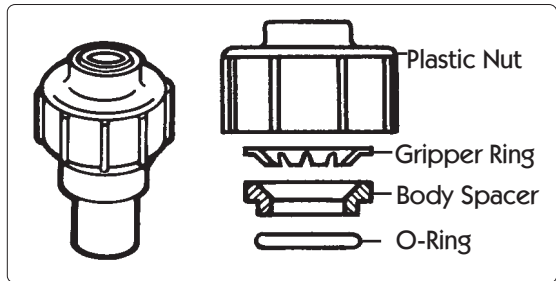


Fig. 1 Using Genova Plastic Tubing Cutters (PN 53499), cut tubing squarely to length. Mark tubing 1¼" from end to provide a visual aid to ensure complete insertion of the tube into the fitting (this step may be eliminated once installer has acquired the "feel" of proper tube seating).



Fig. 2 Inspect the end of the tubing for burrs and chamfer with Genova Chamfering Tool (PN 53489) if necessary.

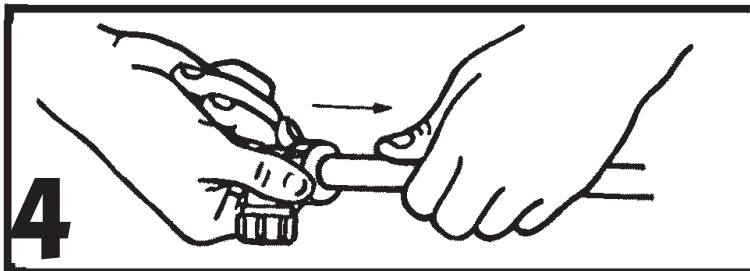


Fig. 3 Lubricate the tubing and fitting with liquid soap or Genova All Purpose Lubricant (PN RW206) prior to insertion.

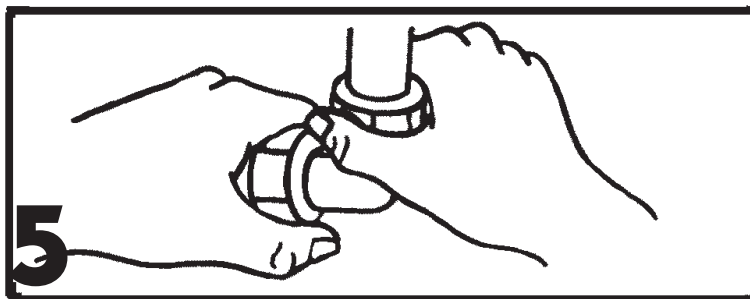
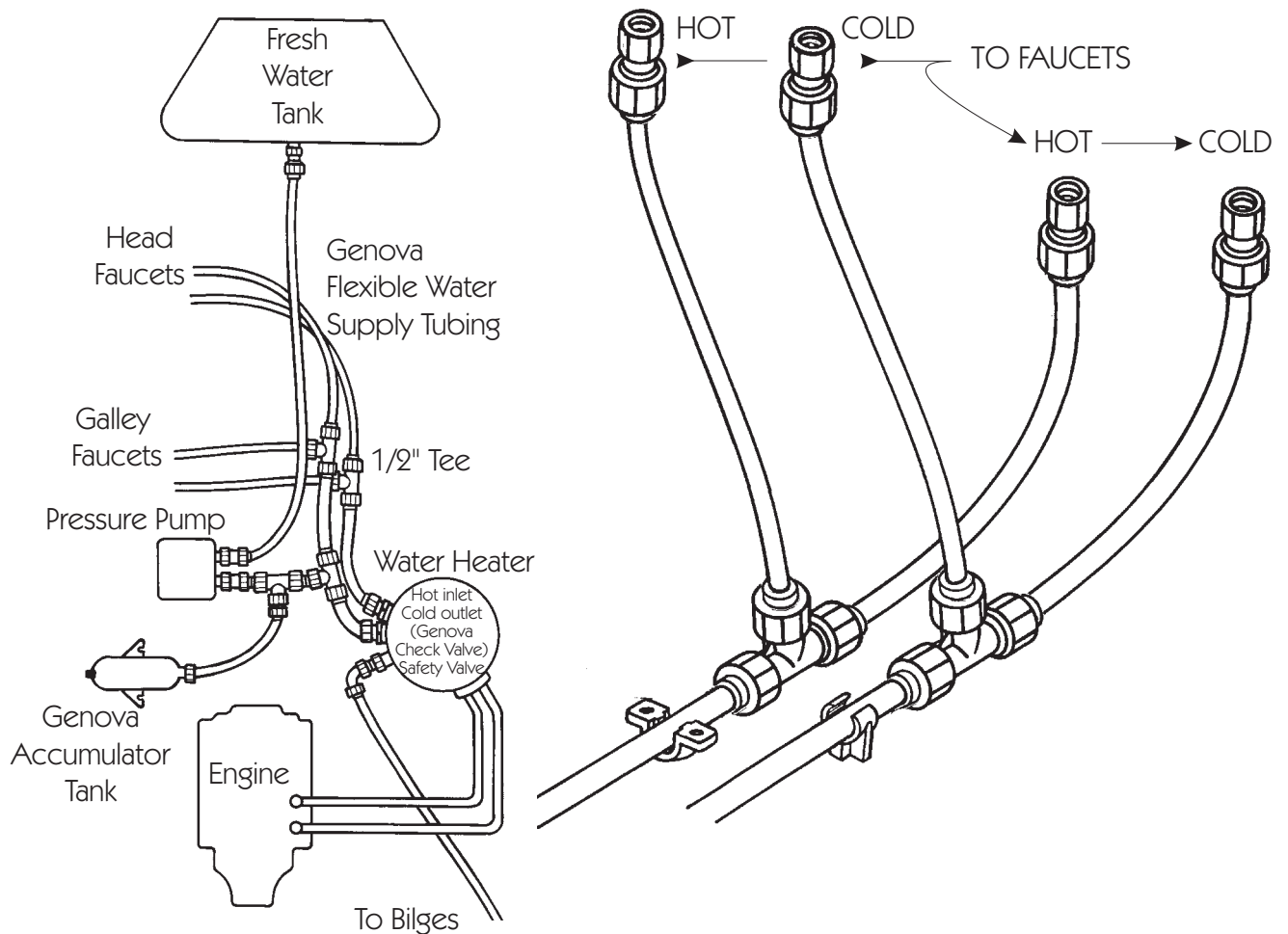


Fig. 4 Loosen fitting nut approximately one turn and firmly push tubing all the way into the fitting, to the 1¼" mark, without twisting.

Fig. 5 Hand tighten the fitting nut...the joint is ready!

MARINE POTABLE WATER DISTRIBUTION SYSTEM



Our research of the potable water distribution systems now being used in the various O.E.M. segments of the marine industry has indicated that a "Potpourri" type system has evolved. These systems are made up of a combination of different piping materials installed from the water tanks to the various water-fed fixtures. The systems range from flexible vinyl hose and barbed fittings, to solvent welded irrigation and chemical process PVC piping, to acetal fittings, or combinations of all three. The result has been plumbing nightmares, costly to both manufacturer and boat owner. In essence, the systems currently being employed, in many cases, don't match up to the quality and engineering normally found in the boats being built by today's reputable boat manufacturers. To continue this practice means big dollars in labor and materials, spending much more than what a correctly engineered system would cost!

Here at Genova, we specialize in the creation and sale of "systems," not component parts. Our unique Marine/RV water supply system designs are based on over 40 years of outstanding success in creating engineered thermoplastic hot and cold water distribution systems for the housing industry. These systems are designed and certified for temperatures up to 180° F @100 PSI, exceeding the requirements of most marine systems. A complete range of tubing, fittings, and specialized accessories are available for every engineering need.

Genova Products, Inc. Limited Product Warranties

7034 East Court Street
 Box 309
 Davison, MI 48423-0309

Form No. 257207
 Printed in USA
 Effective Date: October 2003

GENERAL - Applies to all Genova Products

All Genova products are warranted only for their expressly recommended applications as further described below. Improper use of Genova products will void all warranties. Genova's liability in all cases is limited to a refund of the factory purchase price or factory replacement of the product proven to be unserviceable for its intended use. In no case will Genova be responsible for any incidental or consequential damages of any kind, including without limitation any claims for installation labor, property damage or personal injury.

100 Series - Tubular, Flashings, Solvent Cements, Specialty Items

Genova warrants all of its 100 Series products to be manufactured in accordance to applicable ASTM standards and to function properly within the limitations posed by standard residential plumbing applications when installed in accordance with good plumbing practice and specific recommendations outlined in our installation manuals. Canned products are warranted to have a shelf life of 12 months from date of delivery or 18 months from the date of manufacture as attested to by the date imprinted thereon.

Genova solvent cements and cleaners are warranted to conform with applicable ASTM standards and perform satisfactorily when utilized in accordance to our published instructions.

In no case will claims for installation labor or consequential property damage be honored. THERE ARE NO WARRANTIES, EXPRESSED OR IMPLIED INCLUDING ANY IMPLIED WARRANTY OF MERCHANTABILITY OR FITNESS FOR A PARTICULAR PURPOSE, WHICH EXTEND BEYOND THE ABOVE DESCRIPTION.

300 Series - Pressure Pipe and Fittings

Genova pressure pipe and fittings have been designed for outside the house irrigation and residential underground cold water supply applications. Uses for other purposes will void our warranties and no liabilities will be accepted as a result thereof. Genova warrants that its pipe and fittings are produced in conformance to applicable national standards and this fact is attested to by independent testing laboratory reports. While reasonable care has been taken in the manufacture, we cannot guarantee the performance of installed jobs, because we have no control over the wide range of installation conditions present. Our warranties are void in installations where all system components, including solvents, are not of our manufacture.

Note: Class 125 PVC pipe is not warranted by Genova Products in any applications. All liabilities incurred by the use of this product shall remain the responsibility of the end user.

In no case will claims for installation labor or consequential property damage be honored. THERE ARE NO WARRANTIES, EXPRESSED OR IMPLIED INCLUDING ANY IMPLIED WARRANTY OF MERCHANTABILITY OR FITNESS FOR A PARTICULAR PURPOSE, WHICH EXTEND BEYOND THE ABOVE DESCRIPTION.

400 Series - Sewer Pipe and Fittings

Genova sewer pipe and fittings have been designed for drainage applications servicing inhabited structures. Uses for other purposes will void our warranties and no liabilities will be accepted as a result thereof. Genova warrants that its pipe and fittings are produced in conformance to applicable national standards and this fact is attested to by independent testing laboratory reports. While reasonable care has been taken in the manufacture, we cannot guarantee the performance of installed jobs, because we have no control over the wide range of installation conditions present. Our warranties are void in installations where all system components, including solvents, are not of our manufacture.

In no case will claims for installation labor or consequential property damage be honored. THERE ARE NO WARRANTIES, EXPRESSED OR IMPLIED INCLUDING ANY IMPLIED WARRANTY OF MERCHANTABILITY OR FITNESS FOR A PARTICULAR PURPOSE, WHICH EXTEND BEYOND THE ABOVE DESCRIPTION.

500 Series - CPVC Tubing and CPVC & Universal Fittings

Genova high-temperature water pipe and fittings have been designed for residential hot and cold water distribution use in single family dwellings in conjunction with standard storage type water heaters. Such systems must employ adequate protection from water hammer. Uses for continuously circulating hot water plumbing loops or other purposes will void our warranties and no liabilities will be accepted as a result thereof. Its use for commercial or hydronic heating applications, or on water heaters other than of storage type, will void our warranties. Genova high-temperature water pipe has a long-term stress rupture of 100 PSI at 180°F steady water temperature. Genova manufactures their CPVC pipe and fittings to conform to ASTM Standard 2846. Genova manufactures their CPVC and Universal fittings to conform to ASTM Standard D-3309. Storage or installations where the product is exposed to direct sunlight should be avoided. While reasonable care has been taken in the manufacture, we cannot guarantee performance of installed jobs, because we have no control over the wide range of installation conditions present. Our warranties are void in installations where all system components, including solvents, are not of our manufacture.

Warranties continued

To adapt from traditional piping materials, a special group of patented transition fittings should be used. These fittings are the recommended method of compensating for the different coefficients of expansion which exist between all dissimilar materials - the use of other methods or fittings may result in system leaks. Do not enclose transition fittings in walls or other inaccessible places as a matter of good plumbing practice.

In no case will claims for installation labor or consequential property damage be honored. THERE ARE NO WARRANTIES, EXPRESSED OR IMPLIED INCLUDING ANY IMPLIED WARRANTY OF MERCHANTABILITY OR FITNESS FOR A PARTICULAR PURPOSE, WHICH EXTEND BEYOND THE ABOVE DESCRIPTION.

600 Series - Schedule 30 In-Wall PVC Drain, Waste and Vent Pipe and Fittings

Genova PVC-DWV pipe and fittings have been designed for drainage applications servicing inhabited structures. Uses for other purposes will void our warranties and no liabilities will be accepted as a result thereof. Genova warrants that its pipe and fittings are produced in conformance to applicable national standards and this fact is attested to by independent testing laboratory reports. Genova manufactures their Schedule 30 In-wall PVC-DWV pipe and fittings to conform to ASTM Standard D2949. While reasonable care has been taken in the manufacture, we cannot guarantee the performance of installed jobs, because we have no control over the wide range of installation conditions present. Our warranties are void in installations where all system components, including solvents, are not of our manufacture.

In no case will claims for installation labor or consequential property damage be honored. THERE ARE NO WARRANTIES, EXPRESSED OR IMPLIED INCLUDING ANY IMPLIED WARRANTY OF MERCHANTABILITY OR FITNESS FOR A PARTICULAR PURPOSE, WHICH EXTEND BEYOND THE ABOVE DESCRIPTION.

700 and 800 Series - Schedule 40 PVC & ABS Drain, Waste and Vent Pipe and Fittings

Genova PVC & ABS DWV pipe and fittings have been designed for drainage applications servicing inhabited structures. Uses for other purposes will void our warranties and no liabilities will be accepted as a result thereof. Genova warrants that its pipe and fittings are produced in conformance to applicable national standards and this fact is attested to by independent testing laboratory reports. Genova manufactures their Schedule 40 DWV pipe and fittings to conform to the applicable ASTM Standard. While reasonable care has been taken in the manufacture, we cannot guarantee the performance of installed jobs, because we have no control over the wide range of installation conditions present. Our warranties are void in installations where all system components, including solvents, are not of our manufacture.

In no case will claims for installation labor or consequential property damage be honored. THERE ARE NO WARRANTIES, EXPRESSED OR IMPLIED INCLUDING ANY IMPLIED WARRANTY OF MERCHANTABILITY OR FITNESS FOR A PARTICULAR PURPOSE, WHICH EXTEND BEYOND THE ABOVE DESCRIPTION.

900 Series - Check Valves and Polyethylene Pipe

Genova sump pump check valves are designed for use in conjunction with residential sump pumps utilized in single family dwelling applications. Their installation outside the sump pit and uses for all other purposes will void our warranties and no liabilities will be accepted as a result thereof. While reasonable care has been taken in the manufacture, we cannot guarantee the performance of installed jobs because we have no control over the wide range of installation conditions present.

Genova polyethylene pipe has been designed for outside the house irrigation and underground residential cold water supply applications. Uses for other purposes will void our warranties and no liabilities will be accepted as a result thereof. Genova warrants that its polyethylene pipe is produced in accordance to applicable national standards and this fact is attested to by independent laboratory reports. While reasonable care has been taken in the manufacture, we cannot guarantee the performance of installed jobs because we have no control over the wide range of installation conditions present. Our warranties are void in installations where all system components are not of our manufacture.

Note: Non-NSF polyethylene pipe is not warranted by Genova Products in any applications. All liabilities incurred by the use of this product shall remain the responsibility of the end user.

In no case will claims for installation labor or consequential property damage be honored. THERE ARE NO WARRANTIES, EXPRESSED OR IMPLIED INCLUDING ANY IMPLIED WARRANTY OF MERCHANTABILITY OR FITNESS FOR A PARTICULAR PURPOSE, WHICH EXTEND BEYOND THE ABOVE DESCRIPTION.

Warranties continued

General**IMPORTANT NOTICE REGARDING USE OF GENOVA PRODUCTS**

All Genova Products are designed only for their intended use. Any use of our products in applications or for purposes which are contrary to the written recommendations in our catalog, the product packaging or printed on the products themselves, including without limitation any commercial application, any use with compressed air or gases, or any other use or application for which our products were not designed or intended, will void all otherwise applicable warranties, expressed or implied, and will be at the user's sole risk. Improper design, installation, operation or use of our products may cause extensive damage and serious or fatal bodily injury. Genova Products, Inc. is not responsible for any damage, injury or loss which results from or in connection with any unauthorized use or application of our products.

You may also have other rights under state law. In the event of a problem with a warranty service or performance, you may be able to go to small claims court, a State court, or a Federal district court.

Although our warranties do not extend directly to end users of our products, Genova protects the organizations you purchased it from and they can rely on Genova for prompt action.

Should any questions arise concerning our warranties, or if you would like to comment on our products or services, please write:

Genova Products
Customer Service Department
7034 East Court Street
Davison, MI 48423-0309