

2019



Gary  
**YAMAMOTO**  
Custom Baits



1. Visit us online at [www.baits.com](http://www.baits.com) for the latest and greatest Yamamoto products and information and to order product online that you might not find available at your local tackle store.

2. Call our sales department directly to place your order: 1-800-645-2248

\*We do not accept mail-in orders

#### YAMAMOTO CORPORATE OFFICE

849 S Coppermine Rd

PO Box 1000


Page, AZ 86040

1-800-645-2248 (phone)

1-928-645-9699 (fax)

\*More color and product options may be available that are not contained in our print catalog. Please check our website for additional information on color and option availability.

Pricing and color availability printed in this catalog are subject to change at our discretion.



A library full of fishing resources awaits you at Gary Yamamoto's Inside Line Online Magazine!

The INSIDE LINE has always been about one thing, the best thing: fishing! Now we're available online! Come over for a visit and enjoy the same great features and columns you've come to enjoy with our print magazine. Best of all - it's FREE!

Get product tips and inside information from over 40 pro-staff and outdoor writers on these topics:

- Plastics - rigging methods, techniques and usage.
- Equipment - from your boat to your reels, find out how to keep your equipment in tip-top shape and when to use what.
- Location - get inside information on some of the nation's best fishing locations.
- Weather - we've got you covered pre-spawn, spawn and post spawn.
- Hooks/Jigs - discover from the pros what works best with your Yamamoto product.
- Topwater/Crankbaits - learn the ins and outs of hard baits.
- Tournament fishing - get information on Yamamoto pros on the national scene!

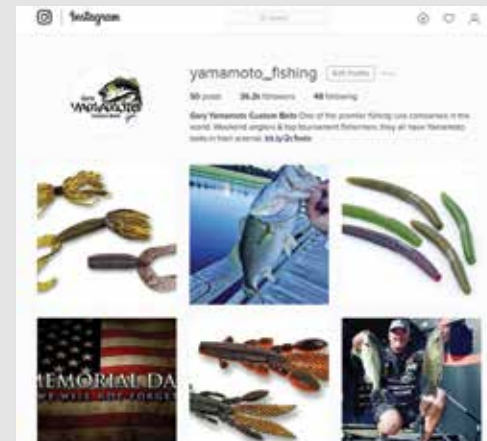
Hey, we love Facebook and Instagram as much as you do,  
so come hang out with us on our social networks!



Gary Yamamoto Custom Baits Fan page  
<http://www.facebook.com/yamamotobaits>



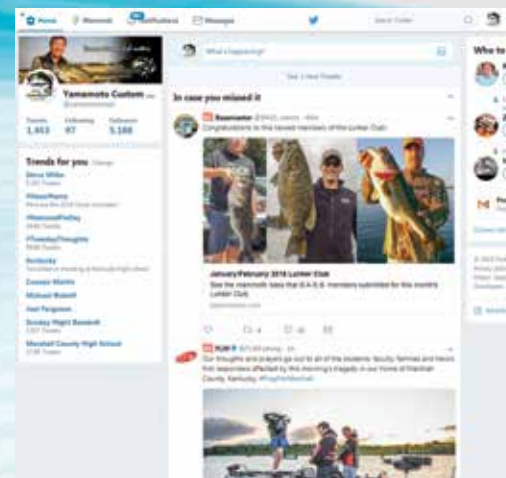
Gary Yamamoto's Personal Fan Page  
<http://www.facebook.com/GaryYamamotoProfessionalAngler>



Gary Yamamoto Custom Baits Instagram Feed  
[@yamamoto\\_fishing](https://www.instagram.com/yamamoto_fishing)



Gary Yamamoto Custom Baits YouTube page  
<http://www.youtube.com/yamamotovideos>




Gary Yamamoto Custom Baits Twitter page  
[@yamamotobait](https://twitter.com/yamamotobait)



136-07-996



3.75" Cowboy  
(136-07-color) - \$7.39



138-07-305

**NEW!**

3.75" Mermaid  
(138-07-color) - \$7.39

With the same heavy body as the large Flappin' Hog, the Cowboy and Mermaid produce even more action. Look to the Cowboy for the bulkiest profile and the most action, with the Mermaid providing a medium kicking action and a longer, leaner profile which helps it penetrate cover.

Texas rig them with a Gamakatsu 4/0 EWG or Heavy Cover hook, or use them as jig trailers. These two are also a perfect bait for Carolina rigs.

021  
Black w/ blue  
flake



194J  
Fading Water-  
melon Pepper



208  
Watermelon w/  
black & red



297  
Green Pumpkin  
Pepper



301  
Green Pumpkin w/  
lg green & purple



305  
Baby Bass



330  
Green Pump-  
kin w/ purple &  
copper



358  
Dark Pumpkin w/  
purple, black &  
emerald



925  
Green Pumpkin  
w/ red / 042J



926  
Dark Green  
Pumpkin/  
Amber Lam



953  
Smoke w/ purple  
& blue / Water-  
melon w/ blue



955  
Watermelon  
Black w/ red /  
Lite Watermelon  
w/ red



962  
Okeechobee  
Craw



996  
Bruised  
Shin





4" Zako Swimbait  
(134-06-color) - \$6.49



134-06-991

The Zako Swimbait was designed by Elite angler Brett Hite, and it's his bait of choice as a swimbait trailer when he's slinging chatterbaits or he's in the mood to flip.

"I wanted a lure to mimic a bluegill or a shad, but I wanted a fish profile with a bigger belly. It needed to be beefy enough to hold a hook or jig," says Brett.

Additionally, Brett wanted to keep the tail action tight, similar to an actual baitfish, so we designed the tail with accordion-style cuts and a flanged tail which keeps the action minimal.

Hookset ratios are also improved as the tail folds in on itself when the fish bite.

Another key feature of the Zako which is exceptionally useful when rigging it as a flip bait is the center line on the top of the bait – you'll always know you're rigging it dead center and that means the Zako will always run true.



021  
Black w/ blue  
flake



036  
Cream White



194J  
Fading Water-  
melon Pepper



297  
Green Pumpkin  
Pepper



375  
Disco Green



906  
Watermelon/  
Lemon laminate



909  
Chartreuse Shad



929  
Green Pumpkin/  
Lemon laminate



956  
Watermelon w/  
copper / Orange  
w/ red laminate



973  
Electric Shad



981  
Green Pumpkin/  
White laminate



991  
021/297  
laminate



992  
Rainbow Shad



993  
Sight Flash



994  
Tennessee Shad

(3K-05-color) \$5.39

3K-05-971



This crawdad bait, designed by Western Pro Bub Tosh, Jr., has huge round claws that act like swimbait tails and actually “paddle” when you swim the bait. It’s also the only craw with a built-in rattle chamber.

The “Dad” also has extra plastic on it’s “tail” which holds it up on the new style straight shank punch hooks with the barb keeper. Pair it with a punch weight, a punch skirt and then put it in the nastiest mat you can find and hold on!

The ‘Dad is a favorite with Elite Angler Fletcher Shryock, who has proclaimed it a “universal flipping bait.”

PSYCHODAD  
- 5 -  
GYCB

208  
Watermelon w/  
black & red



297  
Green Pumpkin  
Pepper



301  
Green Pumpkin w/lg  
green & purple



369  
Green Pumpkin Red  
w/ black



373  
Jazzy Junebug



952  
Bama Bug



953  
Smoke w/ purple &  
blue / watermelon  
w/ blue



962  
Okeechobee Craw



971  
Black-Blue



972  
Black-Red





5" Sanshouo Salamander  
(133-06-color) - \$6.49

The Sanshouo, conceptualized by Western Pro Bub Tosh, Jr., is fashioned to resemble a waterdog, a sculpin, a goby or a bluegill - with a distinct profile that fish don't see all of the time. We feel we've designed a bait that will work equally whether you're on Lake Erie fishing for trophy smallmouth, at Okeechobee punching heavy mats, or sight fishing and flipping in California.

This will become your go-to bait and with a range of colors it'll work in any water clarity under a variety of conditions - try it on a chatterbait when you want your bladed jig to have more vibration than with a more subtle slotted bait, or put it on the back of a swim jig, but we think it's often best fished all by itself.

This can be fished really deep but it can also be flipped shallow or used to sight fish with. It's extremely compact, yet produces a heavy duty action all its own.

133-06-297



021  
Black w/ blue  
flake



194J  
Fading Water-  
melon Pepper



208  
Watermelon w/  
black and red flake



297  
Green Pumpkin  
Pepper



301  
Green Pumpkin w/  
large green & purple



330  
Green Pumpkin w/  
purple & small  
copper



335  
Blue w/ light blue  
flake



925  
Green Pumpkin  
w/ small red /  
042J lam



926  
Dk Green Pump w/ purple, blk, sm  
emerald / transparent \ amber



955  
Watermelon Black w/ sm  
red / light Watermelon w/  
blk & red



962  
Okeechobee  
Craw



995  
021 / 238 laminate



When Gary Yamamoto designed the Senko in the early 90's, he had no idea he was changing the future of fishing. Now it seems that every company has a similar "do nothing" copy of GYCB's creation, but none have figured out how to make one quite as effective as the original. Over the ensuing period of time, the original Senko, available in three-, four-, five-, six- and seven-inch sizes, has been bolstered with two-tone and laminate models and joined by the Slim Senko, the "Thin" Senko, the Pro Senko and the Swimming Senko. There's a Senko in the lineup for every possible application and for every angler, from the first-timer to the tour-level pro. Whether you fish it weightless, wacky-style, Texas-rigged, on a Carolina rig, or on a shakey head or flipping jig, this simple slab of plastic will revolutionize your game and increase your catches.

\*SEE FULL COLOR DESCRIPTIONS IN OUR  
COLOR CHART, pg. 23-24



### 7-inch Senko ® (9X-05-color) - \$6.89

Colors: 021, 036, 051, 194J, 208, 213, 297, 301, 305, 330, 337, 925

### 6-inch Senko ® (9L-05-color) - \$6.89

Colors: 020, 021, 036, 051, 156, 194J, 208, 213, 214, 222, 231, 236, 297, 301, 302, 305, 306, 318, 323, 330, 337, 912, 925, 996

### 5-inch Senko ® (9-10-color) - \$7.89


Colors: See all available Senko "color swatches" on this page.

### 4-inch Senko ® (9S-10-color) - \$7.89


Colors: 009, 020, 021, 031, 036, 042, 150, 157, 159, 169, 194, 194J, 196, 208, 213, 214, 221, 222, 229, 234, 236, 239, 241, 297, 301, 305, 306, 323, 329, 330, 354, 355, 357, 361, 375, 376, 386, 387, 388, 392, 396, 397, 398, 399, 405, 406, 900, 901, 904, 906, 908, 909, 912, 925, 926, 927, 953, 955, 956, 958, 963, 964, 967, 968, 979, 980, 981, 983, 984, 990, 996

### 3-inch Fat Senko ® (9C-10-color) - \$6.39

Colors: 020, 194J, 208, 297, 301, 328, 330, 909, 990









Slimmer versions of the original, these Senkos are designed for finesse applications. Drop-shot anyone?

6.75" Pro Senko®  
(9PL-10-color) - \$7.69

021

194J

208

221

297

301

305

306

330

357

967

5" Pro Senko®  
(9P-10-color) - \$7.39

021

194J

196

208

221

297

301

305

306

330

379/000N

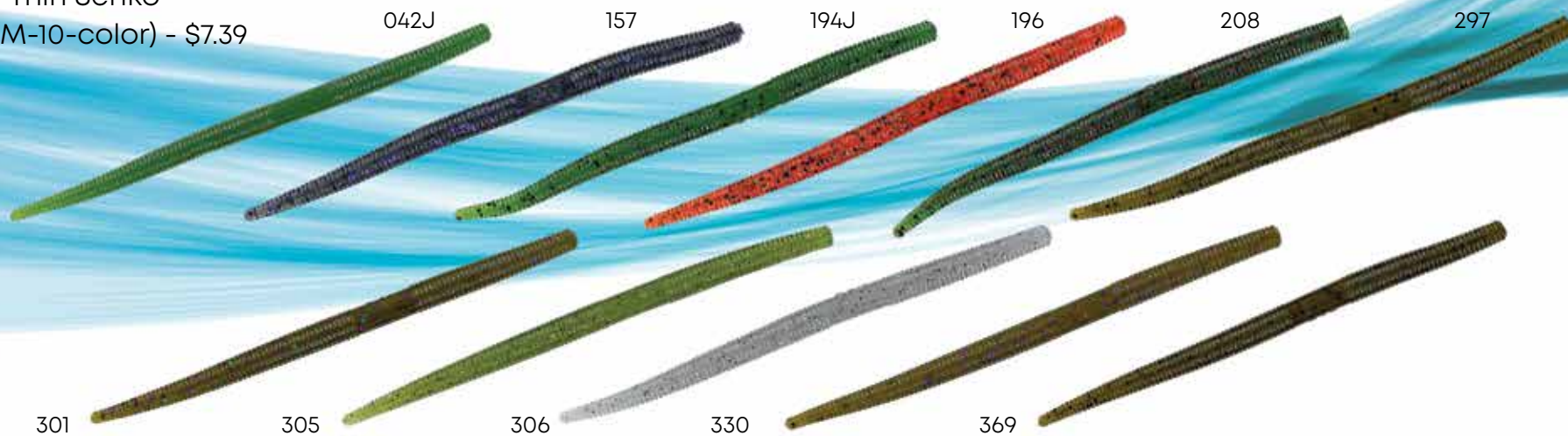
305/000N

380/381N

PRO SENKOS - 9 - GYCB



5" Thin Senko®  
(9M-10-color) - \$7.39



4" Slim Senko®  
(9J-10-color) - \$7.39




3" Slim Senko® (9B-10-color) - \$5.89



# KUT-TAIL WORMS - 11 - GYCB


7.75" Kut Tail®  
(7GL-05-color) - \$6.89



When it comes to finesse baits the Yamamoto Kut Tail worm has all the features you need to fool those finicky fish. The unique tail design produces a subtle action perfect for finesse fishing techniques like drop-shotting. The tapered body design provides maximum action and durability.




5" Kut Tail®  
(7L-10-color) - \$5.69







6.5" Kut Tail®  
(7X-10-color) - \$7.69



4" Kut Tail®  
(7-20-color) - \$8.29



3.5" Kut Tail®  
(7S-20-color) - \$7.99






297

4.5" Heart Tail (128-05-color) \$9.69

The Heart Tail, with its unique, heart-shaped paddle tail, is a very versatile style of lure: fish it deep on a jighead, swim it Texas-rigged in the grass, or on the back of a swim jig or chatterbait. It's extra-large hook cavity was designed for better hook penetration.



021

194J

208

341N/000

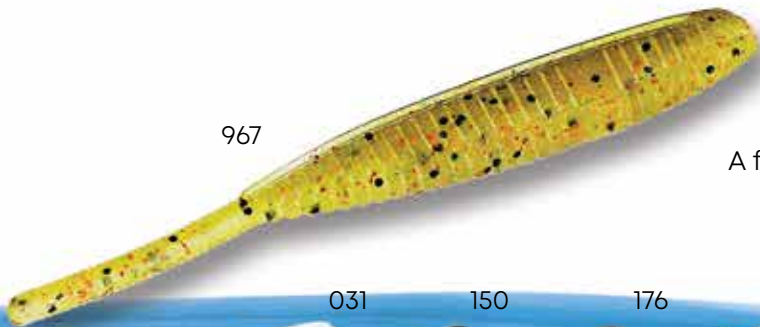
364

947

948

967


968



967

3.75" Shad Shape Worm (68L-10-color) \$4.99

A favorite of touring pro Shinichi Fukae, the Shad Shape Worm on a drop-shot setup has produced two wins for him on Lake Champlain!



031

150

176

177

194

208

214

215

297

301

305

306

318

323

330

901

912

925

935

938


939

967

968



5" California Roll (130-10-color) \$6.39  
Spade-tail Worm



With its uniquely-shaped tail, the California Roll moves a great deal of water, creating an amazing, fish-enticing action. Rig it on a darter head or swim it nail-weighted or wacky style.

Available in our top-10 fish-catching colors!

3.5" Yama Frog (129-05-color) \$7.19



The Yama Frog glides easily on the surface of the water with an extreme kicking action even at the slowest speeds. The perfect solution for buzzing over tops of grassbeds and around heavy cover. The deep hook cavity in the body ensures good hook-up ratios and will accept the largest heavy-wire EWG hooks.



5" D-Shad (121-07-color) \$5.59



The streamlined body of the D-Shad is designed to give that side-to-side twitching action, but the tail is thicker and heavier so when you kill it, it sinks level with a little shimmy. Fish it weightless, on a Carolina-rig, or behind a chatterbait or scrangler.

**D-SHAD - 15 - SWIMBAITS**



Swimbait Jighead \$3.69

(43S4-05-size) 4/0 hook, 5 per bag  
Sizes: 1/4oz (014), 3/8oz (038), 1/2oz (012)

(43S5-05) 5/0 hook, 5 per bag  
Sizes: 1/4oz (014), 3/8oz (038), 1/2oz (012)

(43S6-04-size) 6/0 hook, 4 per bag  
Sizes: 012 (012), 3/4oz (034)



3.5" Swimbait  
(SB35-06-color) \$4.39





## 5.5" Swim Senko

(31L-07-color) \$7.89



## 5" Swim Senko

(31-10-color) \$8.29



## 4" Swim Senko

(31S-10-color) \$7.69



## 3.5" Swim Senko


(31M-07-color) \$7.49





# Flappin' Hogs

When bass are feeding on crawdads, look no further than the Flappin Hog. Pair it with a jig, flip and pitch it around cover like laydowns and grass, or Carolina rig it on offshore cover like rocks and brush piles. The Flappin' Hog has just the right amount of fall and bulkiness the fish want.



956

208


4.5" Flappin Hog (FHL-05-color) - \$7.39

Colors: 021, 051, 208, 297, 301, 318, 330, 358, 367, 386, 387, 388, 405, 406, 952, 953, 955, 956, 963

3.75" Flappin Hog (FH-07-color) - \$7.39

Colors: 021, 051, 194, 196, 208, 213, 214, 297, 301, 318, 330, 354, 355, 358, 367, 386, 387, 388, 405, 406, 952, 953, 954, 955, 956, 963

FLAPPIN' HOGS - 17 - GYCB



021

051

194

196

208

213

214

297

301

318

330

354

355

358

367

386

387

388

405

406

952

953

954

955

956

963

NEW!

NEW!

NEW!


NEW!

NEW!



4" Kreature  
(5-07-color) \$7.99

The Kreatures swimming "wings" and flowing skirt provide serious fish-enticing action in the water. Punch it through matted vegetation this versatile soft plastic is good for a variety of presentations but be sure to try it on a Carolina Rig.



3.75" Baby Craw"  
(3S-10-color) \$6.89

3.75" Baby Craw (3S) Colors: 196, 208, 297

3.75" Fat Baby Craw (3FS) Colors: 021, 051, 194J, 196, 208, 221, 236, 297, 301, 325, 330



208

330

3.75" Fat Baby Craw"  
(3FS-07-color) \$5.19





# Hula Grub®

297



Before the Senko, there was the Hula Grub. Rigged on a football jighead, the Hula Grub allows an angler to effectively fish both shallow and deep water. The unique shape of the jig serves to maintain strong contact with the bottom as well as create an enticing rolling action. After all these years, the bait that got it all started is still a serious contender.

5" DT Hula Grub (97-10-color) \$7.89

\*colors: 020, 021, 031, 036, 140, 150, 156, 157, 169, 176, 186, 187, 194, 194J, 196, 200, 208, 213, 215, 218, 221, 236, 238, 239, 284, 286, 296, 297, 301, 305, 306, 318, 323, 330, 358, 367, 386, 387, 388, 405, 406

4" DT Hula Grub (93-10-color) \$7.89

\*colors: 021, 031, 150, 156, 157, 176, 194, 196, 208, 221, 286, 297, 301, 330

HULA GRUBS -19- GYCB







4" Fat Ika  
(92F-10-color) \$8.49

This may not look like more than a solid-bodied tube, but it's actually a fantastically chunky flipping bait. Try rigging the Fat Ika backwards with the flared skirt at the head and pitch it under docks and deep into tule pockets. Let it fall on a slack line and watch it swim away from you.



4.5" Fat "XL Tiny" Ika **NEW!**  
(92TXL-10-color) \$6.49

With a slightly bigger body and a longer tail than our original Tiny Ika, Gary's new 4.5" XL Tiny Ika shines as a drop-shot and rigged on a finesse jighead (like a Ned Rig head).





# GRUBS - 21 - GYCB

177



## 4" Singletail Grub (40-20-color) \$7.39

colors: 002, 015, 020, 031, 036, 038, 042J, 150, 156, 169, 176, 177, 181, 187, 194, 194J, 196, 208, 214, 221, 239, 286, 297, 305, 306, 334



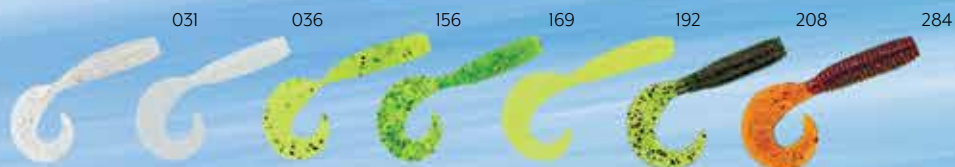
## 5" Singletail Grub (18-20-color) \$7.39

colors: 002, 031, 036, 150, 156, 157, 176, 177, 187, 194, 196, 208, 286, 297, 305, 306

## 6" "Stretch-40" Singletail Grub (2-10-color) \$6.39




## 3" Singletail Grub (30-20-color) \$7.39





301



A timeless classic, the single and double-tail grubs are the perfect jig trailer - fish them from heavy to light cover, over rocks and flats and anywhere you find crawdads. Available in a wide variety of sizes for multiple fishing applications, it's the tail that makes our grubs special. It may not do much sitting still, but once in the water that tail begins to move in a bass-enticing way!

5" DT Grub  
(16-20-color) \$7.39

021

156

157

176

194



208

221

286

297

301

330



4" DT Grub  
(15-20-color) \$7.39

021

150

156

157

176

194

196

208


221

297



# MASTER COLOR CHART

## MASTER - 23 - COLOR CHART



**002**  
Smoke



**008**  
Red



**009**  
Red w/ lg red



**015**  
Chartreuse w/ lg  
chartreuse



**020**  
Black



**021**  
Black w/ lg blue



**031**  
Blue Pearl w/ lg  
silver




**036**  
Cream White



**038**  
Luminous White



**042**  
Watermelon



**042J**  
Fading  
Watermelon



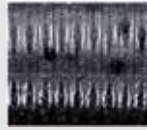
**051**  
Black w/ small  
red



**135**  
Smoke w/ lg  
silver




**140**  
Cinnamon w/ lg  
green




**150**  
Smoke Pepper



**156**  
Chartreuse  
Pepper



**157**  
Smoke w/ lg  
black and purple



**169**  
Chartreuse w/  
lg chartreuse &  
green



**176**  
Cinnamon  
Pepper



**177**  
Smoke w/ lg  
black and silver



**181**  
Chartreuse w/ lg  
silver



**186**  
Pumpkin Pepper



**187**  
Clear Pepper



**192**  
Lemon Yellow



**194**  
Watermelon  
Pepper



**194J**  
Fading Watermelon  
Pepper



**196**  
Pumpkin w/ lg  
black, sm green




**197**  
Clear w/ lg black,  
sm red




**200**  
Clear w/ lg  
bronze




**208**  
Watermelon w/  
lg black, sm red



**213**  
Junebug  
Purple w/ emerald




**214**  
Smoke w/ lg  
black, blue, sm  
chartreuse




**215**  
Cinnamon Red w/  
sm blue



**218**  
Champagne  
Pepper




**221**  
Cinnamon w/ lg  
black & purple



**222**  
Christmas Tree  
Watermelon w/ lg  
green & red



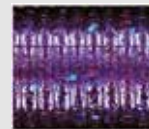
**229**  
Bubble Gum



**231**  
Plum w/ sm  
emerald



**232**  
Plum



**234**  
Purple Pearl w/  
sm blue



**236**  
Smoke Rootbeer  
w/ sm green &  
copper



**237**  
Daquiri w/ lg  
black, blue, sm  
hologram



**238**  
Smoke w/ lg black,  
sm hologram



**239**  
Blue Pearl w/ lg  
black, sm  
hologram



**240**  
Smoke Pearl Blue



**241**  
Cinnamon Brown



**284**  
Rootbeer w/ lg  
red, sm gold



**286**  
Dark Pumpkin  
Pepper



**296**  
Rootbeer w/ lg black,  
sm double green



**297**  
Green Pumpkin  
Pepper



**300**  
Pearl Gold



**301**  
Green Pumpkin w/  
lg green & purple



**302**  
Red w/ lg black  
and red



**303**  
Pearl w/ gold and  
black



**305/000N (old  
938)** Baby Bass /  
Clear Belly



**305**  
Baby Bass



**306**  
Natural Shad



**318**  
Green Pumpkin  
w/ lg red



**323**  
Fading Watermelon  
w/ black & sm gold



**324**  
Fading Watermelon  
w/ lg green





**325**  
Brown Indigo  
w/ sm red



**326**  
Clear w/ gold,  
silver & black



**327**  
Fire Tiger - Char-  
treuse w/ black,  
green, copper



**328**  
Fading Water-  
melon w/ blue



**329**  
Fading Water-  
melon w/ purple



**330**  
Green Pumpkin  
w/ purple and sm  
copper



**334**  
Light Smoke w/  
lg red



**335**  
Blue w/ light blue




**337**  
Fading Water-  
melon w/ sm red




**341N/000**  
Brown/Blue  
Gill/Clear



**354**  
Watermelon  
Magic



**355**  
Green Pumpkin  
Magic



**356**  
Plum Apple



**357**  
Light Green Pump-  
kin w/ sm red



**358**  
Dark Pumpkin w/  
purple, black and  
emerald



**359**  
Smoke Blue Pearl  
w/ silver, black,  
purple



**361**  
Watermelon Red  
Magic



**362**  
Midnight



**363**  
Green Pumpkin  
Blue



**364**  
Pearl White



**366**  
Watermelon w/ lg  
purple and green




**367**  
Mad Melon



**368**  
Watermelon  
Candy



**369**  
Green Pumpkin  
Red w/ black



**373**  
Jazzy Junebug




**374N**  
Morning Dawn



**375**  
Disco Green




**376**  
Watermelon  
Violet



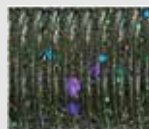
**379/000N** (old 938)  
Light 301 / clear belly



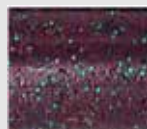
**380/381N** (old 940)  
Brown, sm blue/  
light 042



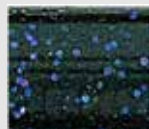
**386**  
Bug Grinder



**387**  
Mowed Grass



**388**  
Dirty Plum



**392**  
Watermelon  
Disco



**396**  
South African  
Special



**397**  
Electric Worm



**398**  
Dusky



**399**  
Dirty Worm



**405**  
Crushed Goby



**406**  
Crushed Perch



**522**  
021 body / 156  
skirt or tail



**523**  
021 body / clear  
blue skirt or tail




**541**  
221 body /  
methiolate tail



**542**  
194 body / 192 tail



**543**  
Smoke black and  
copper body/192 tail




**547**  
297 body / 192 tail




**900**  
Red Shad



**901**  
Watermelon /  
White



**904**  
Black / Blue



**906**  
Watermelon /  
Lemon



**908**  
Rainbow Trout



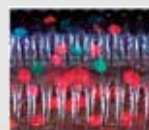
**909**  
Chartreuse Shad



**912**  
Green Pumpkin /  
Watermelon



**913**  
Green Pumpkin  
body / chartreuse  
tail



**918**  
Peanut Butter  
and Jelly



**921**  
Brown Purple



**922**  
Black / Red with  
silver



**925**  
Green Pumpkin  
w/ sm red / 042J



**926**  
Dk Green Pumpkin  
w/ purple, black,  
sm emerald /  
transparent Amber



**927**  
Smoke w/ purple  
hologram / 031

# MASTER - 25 - COLOR CHART



**929**  
Green Pumpkin  
no flake / Lemon



**930**  
Black / 000 with  
hologram



**935**  
Black / 187



**947**  
Blueback Herring



**948**  
Olive Shad




**952**  
Bama Bug




**953**  
Smoke w/ purple  
& blue / water-  
melon w/ blue



**954**  
Purple w/em /  
Cinnamon w/ pur-  
ple, blue & emerald




**955**  
Wat Black w/  
red / Lite Wat w/  
black & red



**956**  
Watermelon w/  
copper / Orange w/  
red



**957**  
Blue Pearl



**958**  
Smoke Shad



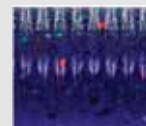
**959**  
Lime Fever



**960**  
Green Weenie



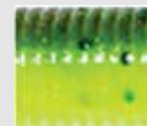
**962**  
Okeechobee  
Craw




**963**  
Gooseberry



**964**  
Watermelon Slice



**966**  
Chartreuse /  
Pumpkin



**967**  
Goby



**968**  
Perch



**971**  
Black-Blue



**972**  
Black-Red



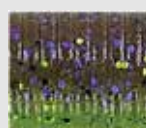
**973**  
Electric Shad



**974**  
Dirty Shad



**975**  
Green Flash



**976**  
Bluegrass



**979**  
Houdini



**980**  
Watermelon  
Moondust



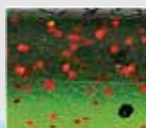
**981**  
Green Pumpkin /  
White



**983**  
Strawberry  
Cream



**984**  
Lavender Water-  
melon



**990**  
General's Melon



**991**  
021 / 297



**992**  
Rainbow Shad



**993**  
Sight Flash



**994**  
Tennessee Shad



**995**  
021 / 238



**996**  
Bruised Shin




## Talkin' Texas - Four Ways to Lasso and Hog-tie a Yamamoto Bait

Texas rig, Carolina rig, Mojo rig, with a screw-in sinker, a splitshot or dropshot, weightless or wacky rig? A Senko or Kut-Tail can be effective all these ways as can most of our soft baits. Except wacky rig or using our Split Shot hook, you often start out the same by putting the offset eye portion of a hook through the nose of a bait and out the chin. Then with the point end of the hook, do one of the following, depending on how heavy the bass-holding cover is at any given moment.



### Texas Rigged

For the heaviest cover, the only option may be to put the point in through the bottom of the bait, and not have it come out the top surface. Works best with the thinner-bodied baits where you do not have to drive the hook through a big wad of plastic on a hookset. Many anglers under-estimate the gear required for this. Texas rigging is not a light or medium line-rod technique. A heavy rod, reel and line are required to drive the hook through the plastic. (Side-note: For flipping and pitching short distances, Gary Yamamoto prefers the solid hooksets he feels are provided by Texas rigging with a straight shank hook. For casting weightless baits or distances, he opts for an offset shank to help keep the bait in place during a long cast.)




### Tex-Exposed

For open water or thin cover, put the point into the bottom of the bait and all the way out the top of the bait. The barb on some hooks like the Yamamoto Sugoi angle downward, so the point will hug flat on top of the bait. This is called "Tex-Exposed," meaning it is an exposed point Texas rig. Applications are where the water is mostly open, with few snags and sparse weed patches. Tex-Exposed works a bit better on big, fat-bodied grubs or on wide-bodied lizards where there is some girth that tends to bump the Tex-Exposed point away from any snags.



### Tex-Skin on Top

For moderate cover, follow the directions for Tex-Exposing the hook. Then, insert the hook point and barb just under the skin on the plastic bait's back. You have to pull the plastic in front of where the hook comes out the top of the bait, and stretch it forward a bit. While it is still stretched, insert the point just under the skin, and then push the stretched plastic back to cover the barb area. The only way to describe it is that the hook point should appear just under the bait's skin exactly as if you got a splinter in your thumb, just under your skin.




### Tex-Skin on Side

For moderate cover. In this variation, you do not insert the hook through the bottom of the bait. Instead, let the hook dangle down with the hook bend underneath the bait's body, and the hook point alongside the bait. Now scrunch the bait forward a bit with your fingers, insert the hook point into the side of the bait, then slide the bait back so that the point and barb are under the skin on the bait's side. This is often used with light tackle, since the hookset is easier to break out of the plastic this way.

Above all, you need to leave some slack in the body of the lure when you rig it. You cannot have the bait stretched too tightly onto the hook. Tautness

in the lure body is what makes for poor hooksetting. You have to leave the slightest amount of slack in the body between the hook eye and the embedded point. The slackness makes for a good hookset. This is a feel that only comes with doing it right. Leaving slack does not mean that the lure should look like it has a bend or curve caused by the way you rigged it - it should look perfectly straight - but when you press down on it with your index finger, right where you want the fish to bite it, there should be some looseness, some slack give in the lure body. You want the fish's mouth to depress the bait's body down easily in the section



ahead of where the hook point is waiting. Once the hook point starts to grab hold in the fish's mouth, you really want the entire bait to easily pull down off the front portion of the hook and out of the way where it won't interfere with a good hookset. This is kind of hard to describe, but very recognizable once you get the hang of doing it.

# Rigging Guide

27

## Weightless Rig

The purest form of rigging, and most deadly with the Senko. No sinker is used and the hook can be tied directly to the main line. Optionally, tie the hook to a 12"-24" leader tied to a swivel to reduce any line twist that may occur with weightless rigs.



The 6" 9L Senko (color 187) rigged weightless produced an amazing 10.27lb world record spotted bass for California angler Bryan Shishido.

## Unpegged Texas Rig

A bullet sinker is allowed to slide freely on the main line with the hook tied directly to the main line, but sometimes the sinker can slide far up the line away from the bait. This makes for inaccurate casts and imprecise presentations. For more control over an unpegged sinker, you can contain it on a short 12"-18" leader tied to a swivel. This gives you the freedom of unpegged lure movement and you gain better control over the cast and presentation.



## Shakin' Rig

Use a bead on an unpegged Texas rig. The sinker will hit against the bead and make a clicking noise that can attract fish.

Note: With a pegged bullet or screw-in sinker, it can be important to thread the hook eye up to an inch or more into the bait. This leaves room so the hook eye is not jammed immovably against the sinker. Otherwise, if the eye is pressed against the sinker, gripped inside the fish's tightly-clamped mouth, then you only move the entire bass/weight/hook forward without penetrating on the hookset. Leaving up to an inch or more of slack ensures enough room to move the hook and have it start to set before it jams up behind the sinker.



## Pegged Texas Rig

Jam a wooden toothpick in the end of a bullet sinker and break it off. Don't jam it in so tightly that you risk weakening the line. Slide it down the line, and the toothpick will hold the sinker securely against the nose of a soft bait used in heavy cover. The sinker and bait will act like one unit that slips through weeds and resists snagging in cover.



## Screw-In Rig

An advancement over the toothpick-pegging method, screw-in sinkers are molded around a thin Teflon tube and a corkscrew wire that screws into the nose of a soft bait. Slip the sinker on the main line, tie the hook directly to the main line, and screw the sinker into the nose of the bait. This provides the ultimate in weedless and snagless presentation for big bass in heavy cover.



## Mojo Rig

Mojo sinkers are long and thin. The sinker shape allows a Mojo rig to slide easily through rocks, weeds and brush better than most other sinker types. Mojo rigs also work for vertical fishing in deep water where baits are suspended for bass lurking in or under the tops of flooded trees and brush. They are part of a complete system that includes rubber strands that thread through the sinker to peg it from 12"-24" up the main line above the bait. The rubber strands cushion the line from any potential damage that can occur with wooden toothpicks or crimping splitshots on the line.





## Carolina Rig

Most often used on open, relatively un-obstructed bottom. Thread a 1/2 to 1 oz sinker onto your main line, followed by a bead that clicks when the sinker hammers against it. Then tie on a swivel, an 18"-24" leader line (or longer), and your hook. As with all the rigs described here, use lighter weights on Carolina rigs with light tackle, and heavier weights on Carolina rigs rods, reels and lines.



## Rockhopper Rig

An advancement over the Carolina rig for rock strewn bottoms. The rockhopper sinker can come through snags that stop most sinker types. Sinker is a product of Mojo Lure Company, Inc.



## Splitshot or Splitshot Rig

Tie a hook to the end of your line and pinch one or more split shot 18"-24" above the hook. Keep in mind, don't pinch the splitshot shut so tightly that you risk damaging the line. The Mojo Splitshot is an advancement that uses rubber threads to cushion the line. If not used in snaggy areas, simply nose-hook the bait with Yamamoto's series 53 Splitshot hook.

A splitshot rig is most often used with light line. Since splitshot sinkers are typically smaller and lighter than any other sinker types, you can slowly drift a splitshot rig down past bass suspended in mid-depths above deep water. A splitshot can be used for a delicate lightweight presentation in shallow water, or to sweep a bait down with the current flow in a stream or shallow river. The bait will swirl and sway as it is buffeted around by the water flow while the splitshots keep it hunkered down near the bottom! \*Sinker is a product of Mojo Lure Company, Inc.

## Dropshot Rig

Tie a Yamamoto series 53 Splitshot Hook onto the main line with a Palomar knot. The loose tag end of the knot is left anywhere from 12"-24" long. After the knot is tied, the tag end is threaded through the hook eye in the direction that keeps the hook point positioned up. A swiveling style sinker is then clipped onto the dangling end of the line anywhere from 6"-24" below the hook. The bait is then nose-hooked. Optionally, the bait can be wacky-rigged in the middle to reduce any line twist that may occur with dropshot rigs.



## Wacky Rig

Using your favorite hook or one designed specifically for wacky rigging a Senko, like the Gamakatsu Finesse Wide Gap (p. 12), bend the bait in the middle so both tips touch. Then poke the hook straight through the bend in the middle.

## Swimbait Rig

Thread the 43S5 or 43S6 Yamamoto Swimbait Jighead into the body of the swimbait and bring the hook point out the back about 1-1/2 inches back. Press the bait firmly against the head and softly squeeze the sides to secure the bait onto the tri-cone collar. The best action comes from a slow steady retrieve with the occasional pause or twitch to entice those following fish.



# Team Yamamoto

We're pretty proud of the guys who "ride for the brand" - Here's a bit of insight into how they like to use our product, as well as the things that are most important to them.



## Dave Lefebre Bass Pro Tour Pro



The **D Shad** is my #1 go-to Great Lakes small-mouth drop shot bait. The shape, texture, size and color selections could not possibly be any better and the action in the water is as good as it gets. One trick I sometimes do on extra finicky bass is to take a razor blade and split the tail in half. It's a micro adjustment, but it can have major results at times. I've used this technique to win a lot of money over the years and most recently to win the KBF Lake Erie Open Kayak tournament on Lake Erie.

*Lefebre, cont.*

One of my longtime goals, since becoming a rookie on both the FLW and BASS tours in 2003, was to do whatever small part I could to help this sport I love get over the hump. To get to see this happen while I'm still competing, and to be invited to participate, is an overwhelming feeling. I've witnessed great things in our sport over the years during my many years on the tours, only to see steps backwards soon after. I am anxious to see what the new Major League Fishing Bass Pro Tour does to elevate professional tournament fishing and the entire fishing industry and I'm honored to be right in the middle of it all.

My kids grew up on tour with my wife Anne and me. It's only been three years since we sold our 5th wheel camper and I began traveling solo. I really miss the good old days, but now I enjoy coming home to Erie, PA so much more. I probably drive more miles than most other touring pros, but it's worth it.

My daughter Macy is currently enjoying basketball and my son Mitchell plays in the marching band during our school football games. As luck would have it, both of these things begin about the time our off-season starts in the fall. Anne is my rock. From day one, 17 years ago, she has handled most of the business dealings concerning my career. She has supported me through the tough times and believes in me more than even I believe in myself at times. I would be packing boxes at the local Toy World without her.



D Shad



Flappin' Hog

## Randy Howell Bass Pro Tour Pro

29



I've gotta tell you about my **Yamamoto Flappin' Hogg** trick. I've got several, but this one is the most relevant. I remove the two tails and leave the stubby legs and arms, so it looks like a chunky crawfish. I flip it like this, and use it as a jig trailer as well. You heard it first from me!

Family is a BIG deal to me, as you know, so I'd like to mention how much y family and I love fishing together, and making our youtube show "The Catch" with Randy and Robin. Robin is still considered the Senko Queen, and she always out fishes the boys on camera!

Laker is in his last year of high school and Oakley is in the 7th grade - where does the time go? Robin and I are coaching the Guntersville high school fishing team, and our boys are both competitors. I'm Laker's boat captain at these events, and Laker has done well, qualifying for the Bassmaster High School national championship in his junior season. This is Oakley's first year to be eligible to compete, and he finished 4th in his first event in December.



Howell, cont.

High school fishing is the fastest growing sport amongst teens, and the number of colleges recruiting and offering scholarships is growing as well. Laker will be “officially” signing a scholarship with Bryan College at the Bassmaster Classic in March, so all of those fishing trips where Robin and I brought him along as a child are paying off!

We are blessed to have a fishing family, and I hope our boys are able to follow in my footsteps and do greater things than I have done in this sport! It's all about passion, and doing what you love, and if they love it like I do, they'll do just fine!

## Shin Fukae Bass Pro Tour Pro



Shin not only likes to fish with the **Yamamoto Shad Shape Worm** with a Gamakatsu G-Finesse Swivel Shot for smallmouth, but he also likes to fish with **Cali Roll** on the Gamakatsu G-Finesse Tricky Head jighead (as pictured) for largemouth and spotted bass.

## Bernie Schultz Bassmaster Elite Touring Pro



Here in the south, we deal with a tremendous amount of vegetation. Some of it grows from the bottom, some of it floats on the surface. The challenge is figuring out which type of grass the fish prefer in a given situation, and how they are relating to it.

If the grass I'm fishing is topped out or floating on the surface, you can bet I'll be punching or flipping soft-plastics through the canopy. And the lure I like most for that approach is the **Fat Baby Craw**.

Without a doubt, it is the most compact and slippery craw on the market. Paired with a heavy tungsten weight, it will penetrate just about any type of matted cover with ease. Because it has fewer appendages, there is almost no resistance, nothing to grab the cover.

I generally use a 1/2- to 3/4-ounce VMC tungsten flipping weight for pitching, and 3/4- to 1 1/2-ounce weight for thick cover punching. On rare occasions I'll go with an even heavier weight, to make sure it gets through the vegetation. Depending on the situation, I'll either peg the weight in place or let it slide freely on the line. That can depend on the bite or the cover, but research has shown that a free-sliding weight will allow the hook to penetrate more efficiently.

My usual approach is to start along the edge

Schultz, cont.

30

of a mat, then gradually work my way into the interior until I connect with the first fish. Once I determine the approximate distance, then I try to figure out at what depth the strikes are coming from. The more aggressive fish are usually high in the water column, lethargic fish on the bottom.

I prefer muted, natural hues, like variations of brown and green, sometimes blue. I recommend you throw the colors that give you confidence.

To see the Fat baby Craw in action, go to <https://www.youtube.com/watch?v=ehx-6QHTgXdl>. The footage demonstrates the lure under ideal conditions.



Fat Baby Craw



**Brandon Card**  
Bassmaster Elite Touring Pro



My wife, Kelly, comes to as many Bassmaster Elite events as her work allows. When I walk on the weigh-in stage and spot her in the crowd, it always makes me much more comfortable speaking in front of the crowds.

Its awesome celebrating the good days with her, but when I have a bad day on the water, she always lifts my spirits and speaks life back into me.

Buster, our yellow Lab, loves to go fishing with me. Just like all Labs, he loves the water... and that goofball loves licking the bass after I catch them!

My favorite Yamamoto bait is a **Senko**, but the next bait I'm picking up is our **4 and 5" Twin Tail Grubs**. I also really like using the **D-Shad** as a follow up bait.



Double-Tail  
Grub



Heart Tail

**Yusuke Miyazaki**  
Bassmaster Elite Touring Pro




One of my absolute favorite ways to fish the **Yamamoto Heart Tail** is with a blade: it produces a lot of flash, which I feel makes it more appealing to bass.

Additionally, I feel it creates more stability; keeping the swim bait from turning.

Whith this set-up, I can fish the Heart Tail in shallower presentations, swimming it above the grass more easily. Give it a try!

**Jay Yelas**  
Bassmaster Elite Touring Pro  
Bassmaster Classic Champion '02

31



I had some really good success in 2018 biting 1.5" off the top of a **5" Senko in 297**, and fishing it on a jighead — kind of a beefed up Ned rig. If you dip the tail of that 297 in chartreuse dye, the spotted bass love it!

Milestone: I've surpassed \$1 Million in winnings on both BASS and FLW Tours. (I only fished FLW in 2018, and passed that mark this year with FLW. I surpassed that mark in 2003 with BASS)

Times goes by so quickly - my family used to travel with me a lot, but both my girls are in college now, making lives of their own. Luckily, my wife Jill as the occasion to travel with me, which makes life on the road that much more manageable.

In addition to my love of life on the Tour, I'm very proud of the great work we're doing with the **C.A.S.T. for Kids** organization - bringing the love of fishing to kids who really need to experience joy in their lives.



**Larry Nixon**  
**FLW Touring Pro**  
**Bassmaster Classic Champion '83**



Without a doubt my favorite lure is the **Senko**.

I Texas-rig it with a 4/0 EWG hook (no weight) and deadstick it in 2-8 feet of water.

A few of my favorite colors are 301 and 194J for clear water. Don't be afraid to Carolina-rig the Senko on deep drops!

When the fishing season ends, you can find me hunting a land-critter somewhere!



Flappin' Hog

Senko

**"Captain" Blake Smith**  
**FLW Touring Pro**



I am all about any time I can spend with my family on or near the water. As a father of four little girls and husband to a wife that loves to fish, there is never a lack of Green Pumpkin Senkos in our house. For me, there is nothing on the market more effective as a weight-less Texas-rigged Senko. It is our number one choice when rigging for a little pond hopping or a day out on the lake.

*Smith, cont. -*

**32**

Being on the road for seven months of the year can put a strain on a household. We have found our normal as a family traveling together throughout the year to help keep us connected and working together as a team. We are a fishing family and throughout our five years on tour, our girls have gained many aunts and uncles that watch over them as well as family ties that will last a lifetime. There is no life we would rather have.

**Lendell Martin, Jr**  
**FLW Touring Pro**



I first met Gary and Beverly Yamamoto at the U.S. Open when I was just starting my fishing career, and Gary was just starting GYCB. My family was young and few, as was Gary's. Now after many, many years, it's great to look back, reminisce and see how both of our families have grown.

For me, the **Senko** was, is, and will always my favorite lure to fish, but I've found that there are times and situations when the **Flappin' Hog** will catch bass out of the buck brush on Sam Rayburn or from under the boat docks in New York. Rigging it with a 4/0 Gamakatsu hook and a 3/8 oz. tungsten sinker will always put fish in your live well.

# SPINNERBAITS - 33 - BUZZBAITS

Lite Wire Spinnerbait (77-size-color) \$7.39

Sizes: 3/8 oz (38), 1/2 oz (12)



Heavy Wire Spinnerbait (78-size-color) \$7.39

Sizes: 3/8 oz (38), 1/2 oz (12)



4 1/2" Small Buzzbait (72-size-color) \$7.39

Sizes: 1/4 oz small silver blade (14S)

1/4 oz small gold blade (14G)



5 1/2" Jumbo Buzzbait (73-size-color) \$7.39

Sizes: 1/4 oz small silver blade (14S)

1/4 oz small gold blade (14G)





# Sugoi® Fishing Line

## Clear Sugoi® Flippin' and Drop Shot Line

130 yards (59-120-lb test) \$23.29 (8-25 lb) \$21.29 (5-6 lb)

Use our heavy-duty clear fluorocarbon line for big bass in heavy cover. Incredible abrasion resistance and longevity. Weights 5-8lb are perfect for drop-shotting! Available in: 5lb, 6lb, 8lb, 12lb, 16lb, 20lb, 25lb

## Gray Sugoi® Casting Line

130 yards (59-120GR-lb test) \$23.39

Sugoi Gray Fluorocarbon line allows you a smaller diameter with ultra sensitivity and low stretch, without sacrificing strength. The most durable, castable, sensitive line we've ever fished. Available in: 8lb, 10lb, 12lb, 14lb, 16lb



## Senko Kit (16-Senko-Kit) \$23.69

Forty of our very best Senkos (7 each: 9-297, 9-194, 9-031, 9S-196; 6 each: 9S-901, 9S-214) in a rugged, re-usable Plano utility box with instructions from Gary Yamamoto detailing how to use the Senko.



## Swim Senko Kit (16-Swim Senko Kit) \$23.69

The perfect 36-piece sampling of our 5" Swim Senko (6 each) in colors 021, 031, 157, 196, 208, 297, kept neatly in a Plano utility box. Included are Gary's personal tips on how to use this great product.



## Yamamoto Rod Cover (29-Rod Cover-right) \$10.29

Keep your investment in rods and reels protected with a Yamamoto rod cover. Helps prevent line tangles and damage to equipment. Adjustable velcro top flap for rods longer than 7'.



## MegaStrike Scent Attractant (39-Mega) \$8.19

Scientifically formulated with advanced amino acids and proteins to work in concert with bass chemo receptors and olfactory glands. 2 fl. oz tube.





Gary Yamamoto Custom Baits offers Gamakatsu Hooks with an exclusive 35-degree hook. More gap between the eye and the hook increases hookups and provides a better swimming action. Available in these hooks: 43S5-series, 44G and W-series and the 67-series.

### Gary's Rig Jighead (42GR-05-size) \$6.99

Gary's favorite jighead with custom weedguard produces the ultimate finesse rig, shown here rigged on our 3-inch "Fat Senko" in General's Watermelon (color 990).

Hook size: 2/0  
Weights: 1/16 oz, 1/8 oz, 1/4 oz



### Saltwater Roundball Jighead (42SW-06-size) \$5.59



Sizes: 1/16 oz w/ 1/0 hook  
1/8 oz w/ 2/0 hook  
1/4 oz with 2/0 hook

### \*Gary's Swim Jig (36-03-size/weight) \$3.69



Sizes: 2/0, 3/0, 4/0, 5/0, 6/0  
Weights: 1/16oz, 1/8oz, 3/16oz,  
1/4oz, 5/16oz  
**\*no 1/8oz in 2/0**  
**\*no 1/16 or 1/4oz in 3/0**  
**\*no 3/16oz in 5/0**

### \*Swimbait Jighead \$3.69



(43S4-05-size) 4/0 hook,  
5 per bag Sizes: 1/4oz (014),  
3/8oz (038), 1/2oz (012)  
(43S5-05-size) 5/0 hook, 5 per bag  
Sizes: 1/4oz (014), 3/8oz (038), 1/2oz (012)  
(43S6-04-size) 6/0 hook, 4 per bag  
Sizes: 1/2oz (012), 3/4oz (034)

### Yamamoto Split Shot Hook (53-15-size) \$4.89



Sizes: #7, #6, #5, #4, #3  
(1/0 equiv)  
#2 (2/0 equiv)  
#1 (3/0 equiv)

### Snagfree Tube Weight (35S-qty-size) \$1.69



Sizes: 1/8 oz (018), 3/16 oz (316),  
1/4 oz (014)  
Qty: 1/8 oz (10), 3/16 oz (9), 1/4 oz (8)

### Gamakatsu Swivel Hook (52SS-03-size) \$7.60 #1, #2, and 1/0 sizes



The Swivel Shot eliminates line twist that's commonly associated with drop shooting and vastly improves rigging efficiency. Gamakatsu's revolutionary "Twist Free" design uses a premium swivel above the hook, a super-sharp Gamakatsu offset point Octopus hook strong enough to winch big bass out of slop.

FLW Pro Shinichi Fukae was instrumental in the development and testing of Gamakatsu's Swivel Shot and shared that it has been an essential element in his tournament success. We recommend this product with the following Yamamoto products: Shad Shape Worm, Pro Senkos and Thin Senkos.




Insider Head  
(35I-05-size) \$3.69  
Sizes: 1/8 oz (018), 3/16 oz (316),  
1/4 oz (014) Owner 3/0 Lite Wire




\*All hooks come 5-6 per bag unless otherwise noted.

**Rig'N Hook™ (58-size) \$5.39**  
Features short shank, wide bite and Cutting Point™. Black Chrome finish, Owner hook.



Sizes: #1, 1/0, 2/0, 3/0, 4/0\*

**Offset EWG Extra Wide Gap (63-size) \$4.29**



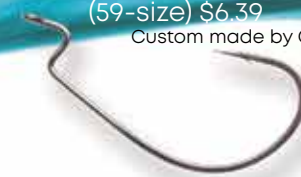
Gamakatsu Hook  
Sizes: #1, 1/0, 2/0, 3/0, 4/0, 5/0\*

**Super Line Offset EWG Extra Wide Gap (64-size) \$5.39**



Gamakatsu Hook  
Sizes: 2/0, 3/0, 4/0, 5/0, 6/0

**Yamamoto Sugoi® Hook (59-size) \$6.39**



Custom made by Gamakatsu

Sizes: #2, #1, 1/0, 2/0, 3/0, 4/0, 5/0

**Gamakatsu Octopus Hook (51OC-06-size) \$3.49**



Gamakatsu's Octopus Hook features a short-shank, up-turned eye, offset bend and an extremely sharp point for quick penetration.  
Sizes: 1/0, 2/0, 3/0, 4/0, 5/0

**Finesse Wide Gap Weedless (51W-05-size) \$7.39**



Gamakatsu Hook  
Sizes: 1/0, 2/0, 3/0, 4/0

**Owner TwistLOCK™ Hook (59TL-size) \$6.19**



Sizes: 2/0, 3/0, 4/0, 5/0, 6/0



**Owner TwistLOCK™ Lite Hook (59TLL-size) \$6.39**  
Sizes: 2/0, 3/0, 4/0, 5/0, 6/0

**Owner TwistLOCK™ Lite Weighted Hook (59TLLW-size) \$6.39**

3/32 or 3/16 oz weight  
Sizes: 4/0, 5/0, 6/0

**Straight Shank Round Bend Wide Bite (49-size) \$3.69**



Round bend provides a wide bite for superior hooking and holding power. Gamakatsu hook. Sizes: 1/0, 2/0, 3/0, 4/0, 5/0\*

**Straight Shank Black (54 size) \$3.56**



Standard straight shank black worm hook. Gamakatsu hook. Sizes: 1/0, 2/0, 3/0, 4/0, 5/0\*

**Straight Shank Heavy Cover Worm Hook (51HC-04-size) \$6.98**



Standard straight shank black worm hook. Gamakatsu hook.  
Qty: 4 Sizes: 3/0, 4/0

**Round Ball Head (42-05-size) \$3.69**

Owner 3/0 Lite Wire Super Needle Point hook. Sizes: 1/16oz (116), 1/8oz (018), 3/16oz (316), 1/4oz (014)  
Qty: 5



**Hula Grub Head (35-05-size) \$3.69**

Owner 4/0 Super Needle Point hook. 1/4oz has 3/0 hook.  
Sizes: 1/4oz (014), 3/8oz (038), 1/2oz (012)  
Qty: 5



**Weedless Jighead (66-03-size) \$3.69**

Owner 5/0 Super Needle Point hook.  
Sizes: 1/4oz (014), 3/8oz (038), 1/2oz (012), 5/8oz (058)  
Qty: 3



**Football Head (44W-04-size) \$3.69**

Exclusive Gamakatsu 4/0 Heavy Wire 35-degree hook. Corrosion resistant black chrome hook.



**\*Flippin' Head (67-02-size) \$3.69**  
Custom Gamakatsu Heavy Wire Hook.



4/0 on 1/4 and 3/8oz., 5/0 on others.

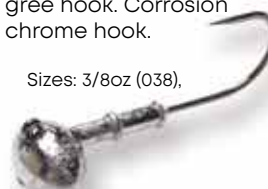
Sizes: 1/4oz (014), 3/8oz (038), 1/2oz (012), 3/4oz (034), 1oz (10) Qty: 2

**Football Head (44-05-size) \$3.69**  
Owner 5/0 Super Needle Point Hook.



Sizes: 3/8oz (038), 1/2oz (012), 3/4oz (034), 1oz (10) Qty: 5

**\*Football Head (44G-05-size) \$3.69**  
Exclusive Gamakatsu 4/0 Heavy Wire 35-degree hook. Corrosion resistant black chrome hook.



Sizes: 3/8oz (038),

1/2oz (012), 3/4oz (034), 1oz (10) Qty: 5

44G-03-size \$3.19  
Size: 1 1/2oz (112) Qty: 3



## Yamamoto Spinning Rod

6'6" Spinning Rod (22-SDS-3) \$102.98

The custom-made one-piece 100% graphite rod blank is IM8 from the butt to the first guide to provide power for unsurpassed fightability. Hooksetting flexure is configured within the IM7 midsection, and more guides than normal in the rod's midsection aid in an increase of hooking power. Seven high-quality Fuji Silicon Carbide Concept guides plus matching tritop. The tip section is IM6 for unsurpassed sensitive feel. The rod is one piece and perfectly seamless.

Light Action, 4-8 lb line, 1/8-3/8 lure (short handle)

## Yamamoto 7' Titanium Guide Spinning Rod

Designed Specifically for use with braided line

These 7' rods use a high modulus blank with 9 Titanium guides (8 + tip) and a Hypalon handle making them light weight and extremely sensitive. The Hypalon grip is distinctively stylish. Not to be confused with EVA typically seen on less expensive rods, Hypalon is most commonly used on high quality salt-water rods for it's durability and wet grip strength, which is superior to cork.



21-SPT-2 Medium Light \$154.48

Lure 1/16 - 5/16, Line 4 - 10

21-SPT-4 Medium Heavy \$154.48

Lure 3/16 - 5/8, Line 8 - 15





## GYCB Logo Pullover Hooded Sweatshirt (28-SWT-size-color) \$31.89

Heavyweight 7.75-ounce 50/50 cotton/poly blend with a kangaroo pouch pocket on the front, this GYCB logo pull-over sweatshirt will keep you warm on the water! GYCB logos on front and back.

Sizes: M, L, XL, XXL, XXXL  
(3XL available in Black and Navy only)

Colors: Navy, Maroon, Black, Ash



## Short-sleeved T-Shirts (27-size-color) \$15.99

100% cotton, easy-wearing pocket T-Shirt. Proudly displays the small Gary Yamamoto Logo on the front and a large logo on the back.

Sizes: S, M, L, XL, XXL


Colors: Ash (also 3XL), Navy Blue, Cardinal, Forest, Royal Blue, Sand



**LONG-SLEEVE - 39 - UV SHIRTS**

**GYCB Logo UV Performance Shirt  
(27-LSUV-size-color) \$30.98**

Head out earlier and stay out longer without worrying about harmful UV rays. Our long-sleever performance shirt has the Yamamoto logo prominently displayed on the front chest, with YAMAMOTO on the sleeves.



This shirt is made up of moisture-wicking poly and is 50+ UV protected with a mock-mesh finish. The Yamamoto logo is a permanent graphic imprint that will never crack or fade.

\*Please note these shirts do run small. If you're in doubt, order the next size up.

Sizes: M, L, XL, 2XL    Colors: Gray, Red, White, Black



## Long Sleeved T-Shirt (27-LS-size-color) \$23.39

For early and late season fishing trips, or if you just need a little more sun protection, try our 100% heavy weight cotton long-sleeved tee. YAMAMOTO emblazoned down the sleeves. Yamamoto logo on front and back.

Sizes: M, L, XL, XXL, XXXL

Colors: White, Navy, Maroon, Forest, Black, Ash



## GYCB Logo Kanji Long-Sleeve T-Shirt (27-LS-size-kanji) \$25.69

Yamamoto's latest long-sleeve t-shirt, designed by the graphic artists at Topwater Clothing and featuring their Soft Cotton t-shirt. The Kanji script on the sleeve represents "Yamamoto".

Available in sizes L, XL and 2XL

## GYCB Logo Flexfit High Profile Cap \$21.19

### 25-FLX6210-size-color

Our new Flexfit “High Profile” features the Yamamoto logo in the front, Yama-fish in the back, and our website on the temple. Available in two sizes and two colors

Colors: Black, Gray

Sizes: L/XL, S/M



FlexFit Hat Sizes:  
S/M - 6 3/4" - 7 1/4"  
L/XL - 7 1/8" - 7 5/8"



## GYCB Logo Snapback Trucker Cap \$21.19

### 25-SB6089-color

Our new “Trucker Cap” sporting the Yamamoto logo in the front, Yama-fish in the back, and our website on the temple. The square-bill snapback is adjustable and comes in two colors: Gray and Black.

One adjustable size fits all.

## GYCB Logo Fleece Beanie \$13.29

### 25-BX013-black

Stay warm on the water and look just as chill off of it with our fleece beanies sporting the Yamamoto logo.

One size fits all.





GYCB LOGO Flexfit Fitted Baseball Cap \$21.19 - 25-FLX6597-size-solid color / 25-FLX6599-size-accent color  
Sport the Yamamoto Logo on a Flexfit Cool and Dry Sport and Team hat! These fitted hats come in two sizes (small/medium and large/extra large) in four solid colors as well as four accented color options.



Red

Solid Colors



Black



White



Royal

Accent Colors



Black/Red



Black/Gold



Gray/Black



Royal/White

FlexFit Hat Sizes:  
S/M - 6 3/4" - 7 1/4"  
L/XL - 7 1/8" - 7 5/8"

### GYCB LOGO Kati Ultra Brushed Baseball Cap (25-KT9225-color) \$21.19

Ultra brushed cotton twill, structured, mid-profile, six-pane, pre-curved sandwich visor, self fabric Flex-Strap™



Stone/Black

Black/Camo



Black/Gold



Black/White



Khaki/Blk/Khaki



Navy/White



### GYCB LOGO Flexfit Fade Structured Baseball Cap \$21.19 - 25-FLX6199-size-color

These structured hats come in two sizes (small/medium and large/extra large) in four "fading" colors on a black background.



Black/Gold



Black/Silver



Black/Red

### Low-Profile Baseball Cap (25-KTA130-color) \$13.79

Low-profile GYCB logo baseball cap

Colors: Black, Forest, Khaki, Maroon, Navy, Royal Blue



### GYCB Logo Visor (25-KTVC500-color) \$13.79

Colors: Black, Maroon, Navy, Red, Royal



### Embroidered Bass & GYCB Logo Baseball Hat (25-KT-Bass) \$21.19

A rounded look with a low profile.  
Colors: Khaki





[www.baits.com](http://www.baits.com)