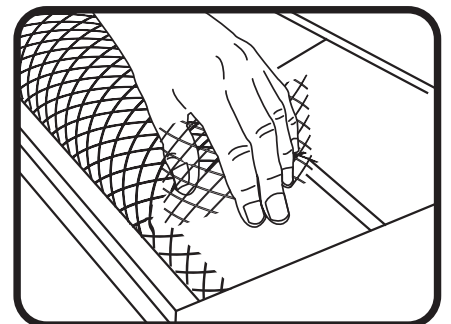
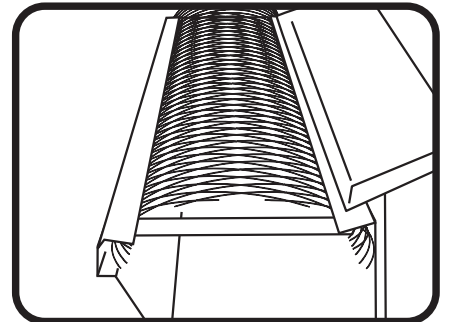
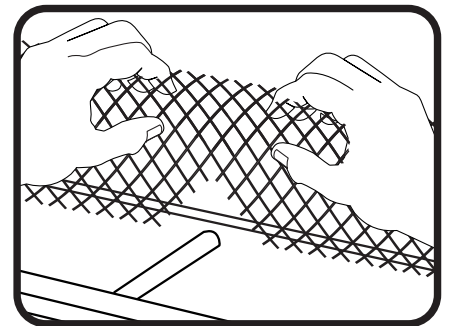
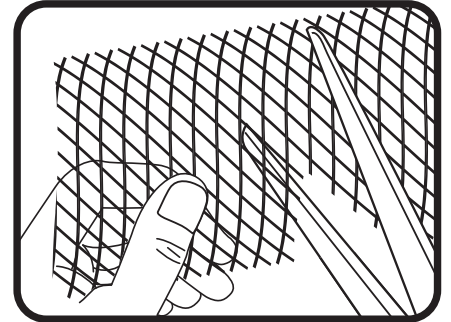


GUTTER GUARD Plastic Mesh

1. Cut product into 4-5 foot strips.
2. Make notches over gutter hangers.
3. Arch into top lip.
4. Cut and bend in end.



PROTECTOR DE CANALONES

Rejilla plástica

1. Corte el producto en tiras de 1,2-1,5 m.
2. Haga muescas sobre las varillas del canalón.
3. Arquee en el labio superior.
4. Corte y doble hacia adentro el extremo.



Follow Us @FrostKing
or www.frostking.com



Thermwell Products Co., Inc.
Mahwah NJ 07430 | Sparks NV 89431

Need help or information
about any Frost King product?
Call **1-877-FROST 20**
3 7 6 7 8

For videos, instructions, hints and tips
visit www.frostking.com/instructions