

Hawthorne

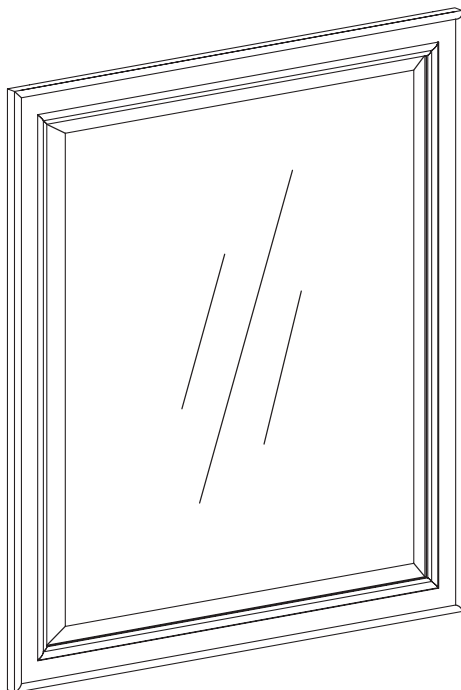
Product Codes

HANM2432

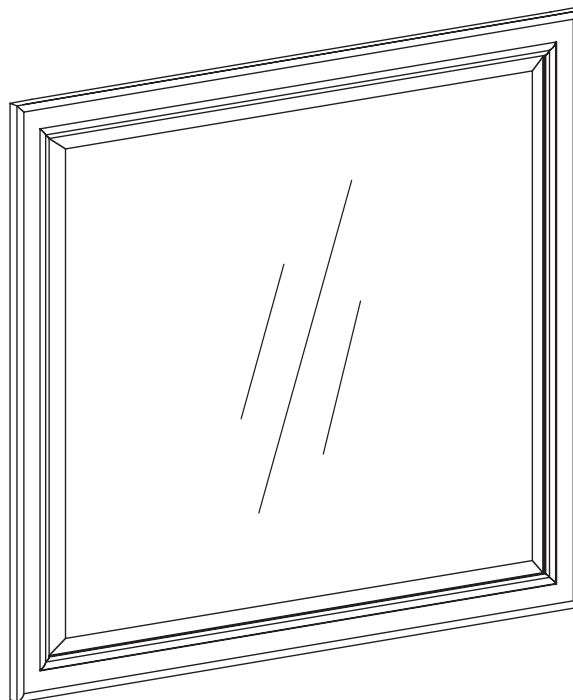
HANM2832

Effective Date: 01-15-07

WALL MIRROR



HANM2432



HANM2832

Toll Free Customer Assistance

1-800-443-1410 U.S. Customers

Monday-Friday, 9:00a.m. To 5:30p.m., EST

Linge sans frais de service à la clientèle

1-888-256-7551 Clients Canadiens

De lundi au vendredi, de 9 h à 17 h 30, HNE

Please read instructions before assembly process

1 MOUNTING MIRROR TO WALL

1. Get a helper to hold the mirror against the wall where it will be hung. Mark the bottom and top of the mirror on the wall in desired position. Use a level to adjust for plumb and mark the line at the point where the top line intersects with the plumb line.

2. Using a ruler, measure and mark the position of the mounting brackets on the wall. The mounting brackets are located on the back of the mirror. (See Fig. 1 to right).

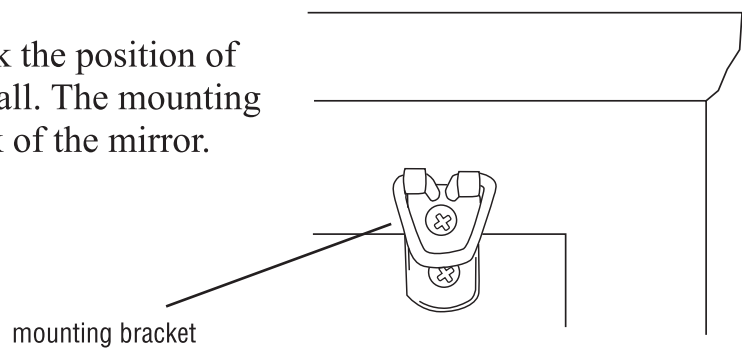


FIGURE 1

3. Try to find at least one stud within the marked area. If stud is not available use toggle fastener to secure the mirror to the wall (Fasteners not included). Install mounting screw in wall in the proper position leaving about 1/8" from wall.
4. Align the mirror's mounting brackets with newly installed screws and hang mirror accordingly.

Keeping Your Furniture Beautiful

Quality wood furniture is a significant investment expected to last for generations. To maintain its beauty and help it last, wood furniture needs the right care. Foremost Furniture products are finished with two to three coats of lacquer for extra depth and long-lasting durability. The sheen, or gloss, of the finish ranges from high to low, depending on the piece or collection. The finish protects the wood and adds to its beauty. No finish is totally indestructible. But with regular care, the finish will last much longer, providing years of enjoyment to you.

To protect and care for your furniture, we suggest the following:

- Avoid placing your Foremost furniture in direct sunlight, as sunlight causes fading.
- Clean up spills immediately. Use a blotting rather than a wiping action. Water left over a long period of time will cause white spots in the finish. Alcohol, perfume, after-shave and medications can cause severe finish damage.

Cleaning and polishing your furniture:

We recommend dusting frequently with a clean, soft, dry, lint-free cloth. Clean the surface by rubbing in the direction of the grain. We recommend polishing your furniture approximately every six months, using a clean, soft, lint-free cloth and rubbing the polish in the direction of the grain.

What furniture care products do we recommend?

We recommend polishes which contain detergents, emulsifiers and mineral oil. The detergents clean dirt from the furniture, the emulsifiers give it body to clean and last longer and the mineral oil is left behind as a barrier for dirt and moisture that could harm finishes. There's no grit to harm the finish, no wax to build up and no silicone to raise the sheen and act as a barrier for touch-up and refinishing.

Thank you for purchasing this Foremost furniture product. Your new assembled furniture is constructed using only the finest materials and captures the essence of timeless beauty and style.

At Foremost, each piece of quality cabinetry is designed with the customer in mind. Every aspect of what we do revolves around the customers, needs.

Should you have any questions about your furniture, we would like to address the concern quickly. Our trained staff is ready to help you with quick, efficient service. Please call our toll free Customer Service number.

Toll Free Customer Assistance
1-800-443-1410 U.S. Customers
Monday-Friday, 9:00a.m. To 5:30p.m., EST

Ligne sans frais de service à la clientèle
1-888-256-7551 Clients Canadiens
De lundi au vendredi, de 9 h à 17 h 30, HNE

Warranty Information

Each cabinet manufactured by Foremost Groups, Inc. is covered by a 5 Year / Limited Lifetime Warranty. We warrant our cabinets to be free from defects in material or workmanship for a period of 5 years from the date of delivery.

Additionally we offer a limited lifetime warranty on our drawer suspension systems. These warranties are made to the original purchaser and are limited to the repair or exchange of any parts which prove defective under normal use during the warranty period.

These warranties do not apply where cabinets have been improperly stored or improperly installed, misused, abused, or modified in any way. They do not cover the costs of removing warranted material or the installation of replacement material.

These warranties are the sole warranties of Foremost Groups, Inc. and in lieu of all other warranties, express implied, including any implied warranties of merchantability and fitness for a particular use. Labor charges for removal of or installation of warranted material as well as incidental or consequential damages are excluded. We do not assume for us any other liability in connection with the sale of our product.