












## 03 Sanding and brushing

|   |  |  |  |
|---|--|---|---|
| <b>Technical data</b>   |  | <b>LHS 2 225</b>  | <b>LHS-E 225</b>  |
| Power consumption (watt)  |  | 400   | 400   |
| Eccentric motion speed (RPM)  |  | 5.000 – 8.500   | –   |
| Idle engine speed (RPM)   |  | –   | 400 – 920   |
| Sanding stroke (mm)   |  | 4   | –   |
| Interchangeable sanding pad dia. (mm)   |  | 220   | 215   |
| Abrasive dia. (mm)  |  | 225   | 225   |
| Length (m)  |  | 1,2/1,65  | 1,6   |
| Dust extraction connection dia. (mm)  |  | 36/27   | 36/27   |
| Weight (kg)   |  | –   | 4   |
| Weight (length: 1.20 m) (kg)  |  | 4   | –   |
| Weight (length: 1.65 m) (kg)  |  | 4,7   | –   |
| <b>Items included</b>   |  |   | <b>Order no.</b>  |
|  | <b>LHS 2 225</b><br>All variants: VL-LHS 2 225 guide extension, SC-LHS 2 225 hose clip, hook-and-loop fastener KV-215 (pack of 5), Granat P180 pack of five, plug it-power cable (4 m), sanding pad dia. 220 mm incl. interface pad<br><b>LHS 2 225 EQI-Plus*</b><br>in Systainer SYS3 XXL 337   |   | 575990  |
|   | <b>LHS 2 225/CTM 36-Set</b><br>Systainer SYS3 XXL 337, mobile dust extractor CTM 36E AC PLANEX, in carton  |   | 576698  |
|   | <b>LHS 2 225/CTL 36-Set</b><br>Systainer SYS3 XXL 337, mobile dust extractor CTL 36 E AC PLANEX, in carton   |   | 576696  |
|  | <b>LHS-E 225</b><br>All variants: StickFix sanding pad dia. 215 mm (extra soft), hook-and-loop fastener KV-215 (pack of 5), LHS-E 225-BAG carrying bag, in carton<br><b>LHS-E 225 EQ</b>   |   | 571934  |
|   | <b>LHS-E 225/CTL36-Set</b><br>CTL 36 E AC-LHS mobile dust extractor  |   | 575447  |
|   | <b>LHS-E 225/CTM 36-Set</b><br>CTM 36 E AC-LHS mobile dust extractor   |   | 575455  |
| <b>Accessories for all PLANEX long-reach sanders</b>                                |  |   | <b>Order no.</b>  |
|  | <b>Abrasives</b><br>from page 139  |   |   |
|  | <b>Systainer<sup>3</sup> SYS-STF-D225</b><br>with insert for abrasive, dia. 225 mm, number of compartments 5, SYSTAINER size SYS3 M 337, dimensions (L x W x H) 396 x 296 x 337 mm   |   | 576786  |
|  | <b>Tool holder WHR-CT LHS 2</b><br>for CT 36 PLANEX, with practical carrier handle, storage space for abrasives, interface pads and other small parts, easy to attach to Festool extractors with T-LOC or SYS-dock, fits all PLANEX long-reach sanders, in carton  |   | 205274  |
|  | <b>plug it-cable H05 RN-F-4 PLANEX</b><br>for the PLANEX LHS 2 225 EQ, PLANEX 225 EQ and PLANEX LHS-E 225 easy long-reach sanders, rubber insulated cable 240V plug it, particularly suitable for use with the PLANEX LHS 225 thanks to extended cable bushing, for example for sanding work in dry construction, length 4 m, in self-service display pack |   | 203929  |
|  | <b>Hook-and-loop fastener KV-215/5</b><br>for securing the cable on the suction hose, reusable and flexible, suitable for suction hoses with a diameter of 27 mm, 32 mm and 36 mm, qty. in pack 5 Units, length 215 mm, in self-service display pack   |   | 205294  |
|  | <b>Carrying harness TG-LHS 225</b><br>for the PLANEX LHS 2 225 EQ, PLANEX 225 EQ and PLANEX LHS-E 225 easy long-reach sanders, working aid for sanding ceilings, additional side-mounted hand grip, in SYSTAINER SYS MAXI  |   | 496911  |
|  | <b>Auxiliary handle ZG-LHS 225</b><br>for PLANEX and carrying harness, in self-service display pack  |   | 496916  |

| Accessories for PLANEX LHS 2 225  |  | Order no. |
|---|--|-----------|
|    | <b>Sanding pad ST-D220/48-LHS 2 225</b><br>not suitable for PLANEX LHS 225 EQ (until September 2020), not suitable for PLANEX LHS-E 225 EQ, for PLANEX LHS 2 225 EQ(II), for creating a perfect and scratch-free surface, the sanding pad may only be used if the IP-STF-D220/48-LHS 2 225 interface pad is fastened, interface pad including eight plastic screws, diameter 220 mm, in self-service display pack  | 205415    |
|    | <b>Interface pad IP-STF-D220/48-LHS 2 225</b><br>not suitable for PLANEX LHS 225 EQ (until September 2020), not suitable for PLANEX LHS-E 225 EQ, for PLANEX LHS 2 225 EQ(II), must be used in conjunction with the ST-D220/48-LHS 2 225 sanding pad, can be attached to the sanding pad with eight plastic screws supplied, easy to screw in the screws using a second screw or coin (no screwdriver is required), StickFix hook-and-loop surface for securing and quickly changing abrasives, 8 x plastic screw, diameter 220 mm, in self-service display pack | 205418    |
|    | <b>Guide extension VL-LHS 2 225</b><br>not suitable for PLANEX LHS 225 EQ (until September 2020), not suitable for PLANEX LHS-E 225 EQ, for PLANEX LHS 2 225 EQ(II), quick extension of the LHS 2 225 long-reach sander by 450 mm, a maximum of two guide extensions can be used at the same time (one is already included in the scope of delivery of the PLANEX LHS 2 225), total length 500 mm, extension action 450 mm, in self-service display pack   | 205416    |
|    | <b>Hose clip SC-LHS 2 225</b><br>for PLANEX LHS 2 225 EQ(II), for securing the suction hose and cable on either the left hand or right hand T-handle end of the PLANEX LHS 2 225, for a trouble free handle area when sanding ceilings, in self-service display pack   | 205417    |
| Accessories for PLANEX Easy LHS-E 225   |  | Order no. |
|    | <b>Sanding pad ST-STF-D215/8-LHS 225-SW</b><br>for PLANEX, PLANEX easy long-reach sanders, not for the PLANEX LHS 2 225 EQ long-reach sander, for universal use on plain and arced surfaces, ultra-soft, adaptable sanding pad, optimal suction support makes work effortless for the user, diameter 215 mm, in self-service display pack  | 202546    |
|   | <b>Brush segment BS-LHS-E 225</b><br>for the PLANEX easy LHS-E 225 EQ long-reach sander, detachable part of the brush strip of the PLANEX easy LHS-E 225 sanding head, in self-service display pack  | 203189    |
|  | <b>Brush strip BE-LHS-E 225</b><br>for the PLANEX easy LHS-E 225 EQ long-reach sander, as a replacement for used brush strip, in self-service display pack   | 203190    |
|  | <b>Bag LHS-E 225-BAG</b><br>for the PLANEX easy LHS-E 225 EQ long-reach sander, transport bag with shoulder straps, in carton  | 202477    |
| Accessories for PLANEX LHS 225 (until September 2020)                               |  | Order no. |
|  | <b>Sanding pad</b><br>All variants: not for the PLANEX LHS 2 225 EQ long-reach sander, diameter 215 mm, in self-service display pack   |           |
|  | <b>ST-STF-D215/8-LHS 225-SW</b><br>for PLANEX, PLANEX easy long-reach sanders, for universal use on plain and arced surfaces, ultra-soft, adaptable sanding pad, optimal suction support makes work effortless for the user  | 202546    |
|  | <b>ST-STF-D215/8-IP-LHS 225</b><br>for long-reach sander PLANEX, for all types of applications, particularly suited for curved surfaces, incl. 2 interface pads, not recommended for PLANEX easy LHS-E 225   | 496106    |
|  | <b>Interface pad IP-STF-D215/8/2x</b><br>as damping element between sanding disc and sanding pad, for use with sanding pad 496106, qty. in pack 2 Units, height 5 mm, diameter 215 mm, in self-service display pack  | 496140    |
|  | <b>Brush segment BS-LHS 225</b><br>for long-reach sander PLANEX, not for the PLANEX LHS 2 225 EQ long-reach sander, detachable part of the brush strip of the PLANEX LHS 225 EQ sanding head, in self-service display pack   | 495166    |
|  | <b>Brush strip BE-LHS 225</b><br>for long-reach sander PLANEX, not for the PLANEX LHS 2 225 EQ long-reach sander, as a replacement for used brush strip, in self-service display pack  | 495167    |
|  | <b>Guide extension VL-LHS 225</b><br>for long-reach sander PLANEX, not for the PLANEX LHS 2 225 EQ long-reach sander, quick guide extension of the PLANEX for high ceilings, length 500 mm, in self-service display pack   | 495169    |