



# EVERFAB

Product Catalog

ADA Accessible | Commercial & Residential | Accessories

Phone: 503-303-3300  
[www.everfabbath.com](http://www.everfabbath.com)

# **EVERFAB**

World Class Fiberglass

PO Box 490, Aumsville, OR 97325  
Phone: 503-303-3300 | Fax: 503-743-8153  
[www.everfabbath.com](http://www.everfabbath.com)

# Contents

---

## How We Are Different

What We Do	1
Testimonials	2
EverFab Bottom Plate	3
EverFab Advantage	4
Strength of Everfab	5
Shipping and Storage	6
Revit Files	7
Product Code	8

## Accessible Shower Stalls

3-Foot Transfer Shower Stall	9
3 ½-Foot CA Title 24 Transfer Shower Stall	10
5-Foot Roll-In Shower Stall	11
4-Foot WAC Compliant Roll-In Shower Stall	12
5-Foot WAC Compliant Roll-In Shower Stall	13

## Tub/Showers

5-Foot Tub Shower with Shelf	14
5-Foot Tub Shower	15

## Residential Shower Stalls

3-Foot Shower Stall	16
4-Foot Shower Stall	17
5-Foot Shower Stall	18
3-Foot Return Flange Shower Stall	19

## Accessories

Everfab Accessories	20-22
---------------------	-------

## Additional Help Pages

EverFab Warranty	23
How to Purchase	24

# **What Do We Do at EverFab?**

**We're proud to manufacture the highest quality and most durable showers in the market for both ADA and residential applications.**

**Our products arrive on time and undamaged so our customers don't have to worry about their showers anymore.**

# Testimonials

---

**“I'm converting anyone I can to EverFab. I think it's the best product out there right now for the money in our area. They build stout units.”**

Andrey B.  
*Project Manager*  
Vicon Mechanical Contractor

**“We had a great experience with EverFab. The products they shipped us were very well protected and seamless to install.”**

John G.  
*General Manager*  
Jet Mechanical

**“I like how strong the EverFab showers are and the ease of installation.”**

Kurt S.  
*Project Manager*  
Tapani Plumbing

# The EverFab Bottom Plate

- Bottom cracking or cracking that occurs at the base of the shower is the number one failure point in the industry so we make it our number one priority.
- We solve the problem with a unique bottom plate that can't be found anywhere else in the market.
- Each bottom plate is pre-leveled and diamond cut on a custom machine in our factory to eliminate further labor on the job site.
- We construct it using the same composite material as the rest of the shower and then laminate it on; this means it won't break off like PVC legs or rot and sag over time like wood.

## Bottom Plate Examples



4 Foot Shower Stall



5 Foot Roll-in Shower Stall



5 Foot Tub Shower

# The EverFab Advantage

## Gel Coat Finish

Extra thick quality gel coat prevents print through which occurs when texture from the other composite layers can be seen and felt on the interior finish of the tub or shower

## Spray Core

Strengthens the entire composite by filling air gaps that may have resulted from the application of the first fiberglass layer

## EverFab Core Material

Alternative strengthening material to wood or cardboard, both of which are frequently used by other manufacturers

Unlike wood or cardboard, our core material follows the curvature of the fixture and allows the composite layers to chemically bond which actually makes our showers lighter and more durable than showers backed with other materials

## Multiple Fiberglass Layers

Contains more glass and less calcium sulfate than many competitors which leads to strong units that won't crack during installation or over time with continual use

Each fiberglass layer is rolled on by hand which allows for a stronger cure and smoother handling



**We're the only manufacturer that constructs fiberglass showers the way we do. We're confident that our high quality materials and unique composite structure will deliver an advantage to our customers that they couldn't gain any other way.**

# The Strength of EverFab



An independent industry-leading lab evaluated the strength of EverFab fixtures and found the following\*:

Both factory and field-installed **grab bars** support at least **250 lbs**

Factory-installed **seats** support at least **1000 lbs**

\*See [everfabbath.com/test-results](http://everfabbath.com/test-results) for complete test results



EverFab units support at least 2x the weight required by the 2010 American with Disabilities Act Standards for Accessible Design

## Where Does The Strength Come From?

### EverFab Core Material

- Eliminates warping and waving of fixture walls
- Finished fixtures are as much as 50% lighter than plywood backed units without a reduction in strength
- Similar materials are used in other fiberglass industries to reinforce boat hulls, bus exteriors, and wind turbine blades



### Why Not Wood or Cardboard?

- Both materials don't allow the fiberglass layers to bond together which can lead to separation and peeling
- Manufacturers often use wood or cardboard because they are cheaper and less labor-intensive
- Wood and cardboard-backed fixtures can swell and distort when rained on in a wholesale yard or on a job site
- Wood-backed fixtures are heavy and often require multiple individuals to maneuver and install



# How EverFab Protects its Products During Storage and Shipment



Perimeter crated to protect skirt, apron, and flanges



Wood board on back of low profile models prevents drain and shower floor from sitting directly on ground during shipping and storage



Diagonal board is used on 5 foot shower stalls for added protection

# Professionally Created Revit Files

---



AUTODESK  
REVIT

**We partnered with architects to create easy-to-use Revit families for use in your next project.**

- Fully parametric
- Quick access to all important product documentation
- Download our families now from [everfabbath.com](http://everfabbath.com) or [market.bimsmith.com](http://market.bimsmith.com)

# Product Code

This 4 digit number indicates the width and depth of the unit. For example this code represents a shower that is 38" wide by 39" deep.

The initial letters 'TS' indicate the unit is a tub shower and the letter 'S' indicates the unit is a shower stall.

The letter 'A' indicates the unit is ADA adaptable. ADA adaptable units receive extra reinforcing core material for pre or post installation of grab bars and seat.

This letter indicates seat placement for showers or drain placement for tub showers. 'L' stands for left placement and 'R' stands for right placement when standing outside looking into the shower enclosure.

S 3 8 3 9 A 1 L P - R


This number indicates the configuration of pre-installed grab bars and seat:

- 0: No grab bars and seat
- 1: Grab bars and seat
- 2: Grab bars only
- 3: Grab bar and seat configuration that meets ANSI requirements for 5 foot shower stalls

These letters indicate the threshold type (see bottom of page for threshold illustrations):

- 'LP': Low profile
- 'NR': No-recess barrier free ramp
- If Left Blank:** Standard threshold height


## Examples of Threshold Options on 5-Foot Roll-in Shower



1/4" No-Recess Barrier Free Ramp



5/8" Low Profile



1 5/8" Standard

# 3-FOOT TRANSFER SHOWER STALL

Models: S3839A0 | S3839A1 | S3839A3



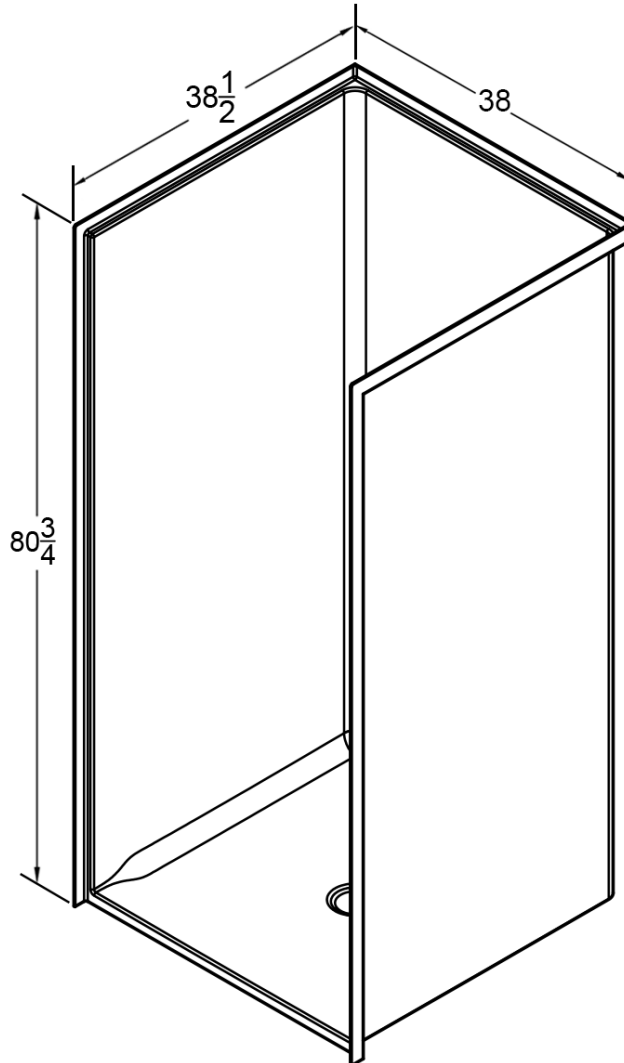
S3839A0



S3839A1



S3839A3



## Other Important Information

- 36" x 36" standing floor space
- Available in 1 $\frac{3}{8}$ " or  $\frac{5}{8}$ " threshold height
- Integral reinforced with EverFab core material for placement of grab bars and seat

## Compliance and Certifications



# 3½-FOOT CA TITLE 24 TRANSFER SHOWER STALL

Models: S4452A0 | S4452A1 | S4452A3



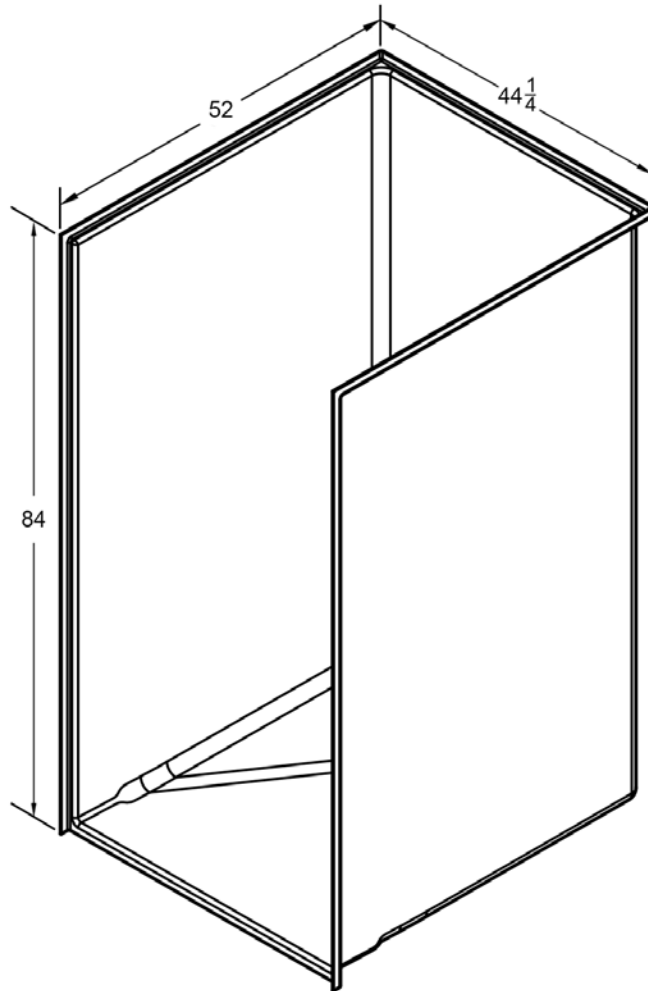
S4452A0



S4452A1



S4452A3



## Other Important Information

- 42" x 48" standing floor space
- Available in 1⅜" or ⅝" threshold height
- Integral reinforced with EverFab core material for placement of grab bars and seat

## Compliance and Certifications



# 5-FOOT ROLL-IN SHOWER STALL

Models: S6334A0 | S6334A1 | S6334A2 | S6334A3



S6334A0



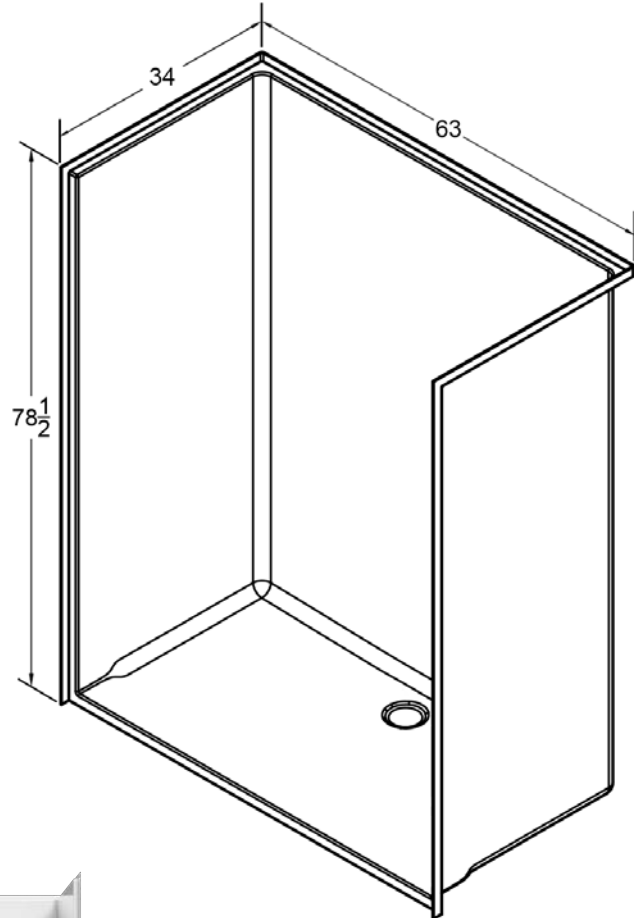
S6334A1



S6334A2



S6334A3



## Other Important Information

- 60" x 30" standing floor space
- Available in 1 5/8", 1", or 1/4" no-recess threshold height
- Integral reinforced with EverFab core material for placement of grab bars and seat

## Compliance and Certifications



# 4-FOOT WAC COMPLIANT ROLL-IN SHOWER STALL

Models: S4839A0 | S4839A1 | S4839A3



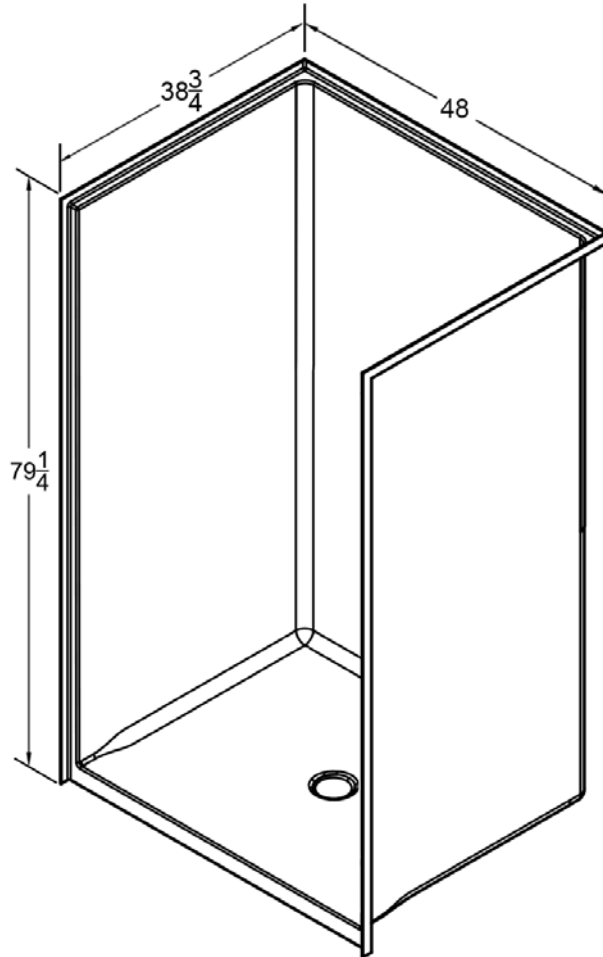
S4839A0



S4839A1




S4839A3



## Other Important Information

- 45" x 36" standing floor space
- Available in 1½" or ⅝" threshold height
- Integral reinforced with EverFab core material for placement of grab bars and seat

## Compliance and Certifications



# 5-FOOT WAC COMPLIANT ROLL-IN SHOWER STALL

Models: S6336A0 | S6336A1 | S6336A2 | S6336A3



S6336A0



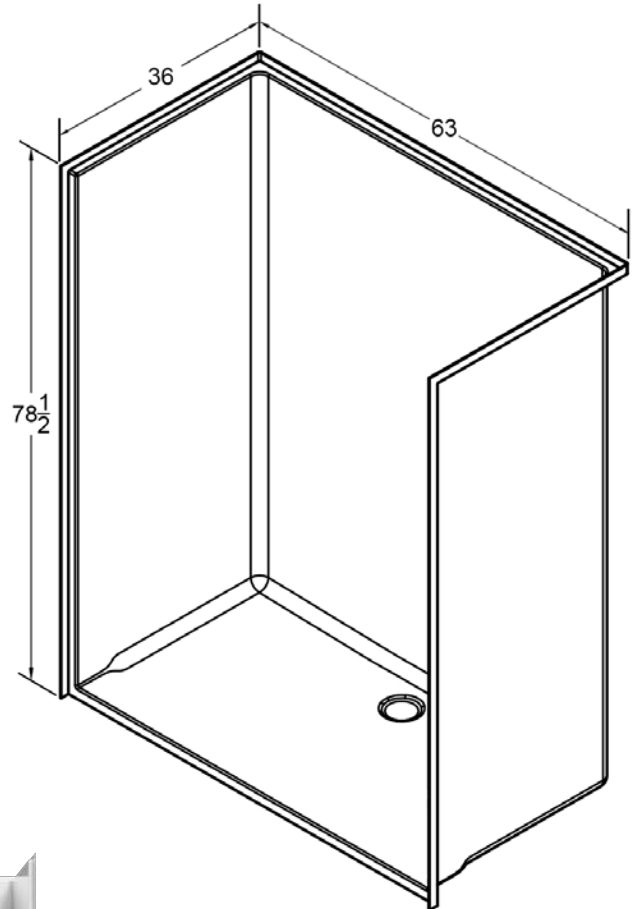
S6336A1



S6336A2




S6336A3



## Other Important Information

- 60" x 33" standing floor space
- Available in 1 5/8" or 1" threshold height
- Integral reinforced with EverFab core material for placement of grab bars and seat

## Compliance and Certifications



# 5-FOOT TUB SHOWER WITH SHELF

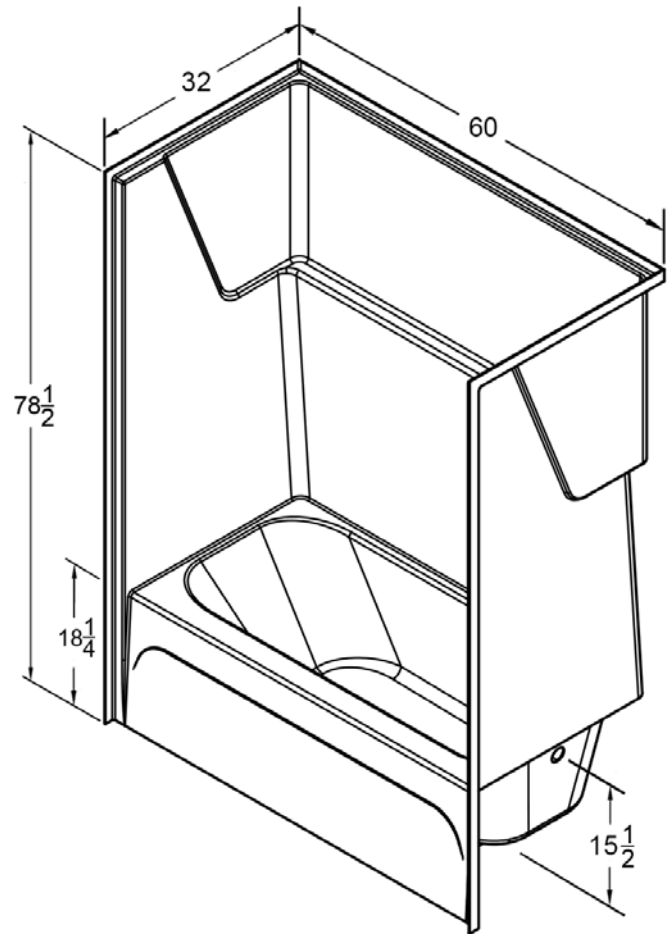
Models: TSS6032A0 | TSS6032A1



TSS6032A0



TSS6032A1



## Other Important Information

- 3" above floor rough
- Integral reinforced with EverFab core material for placement of grab bars and seat

## Compliance and Certifications



# 5-FOOT TUB SHOWER

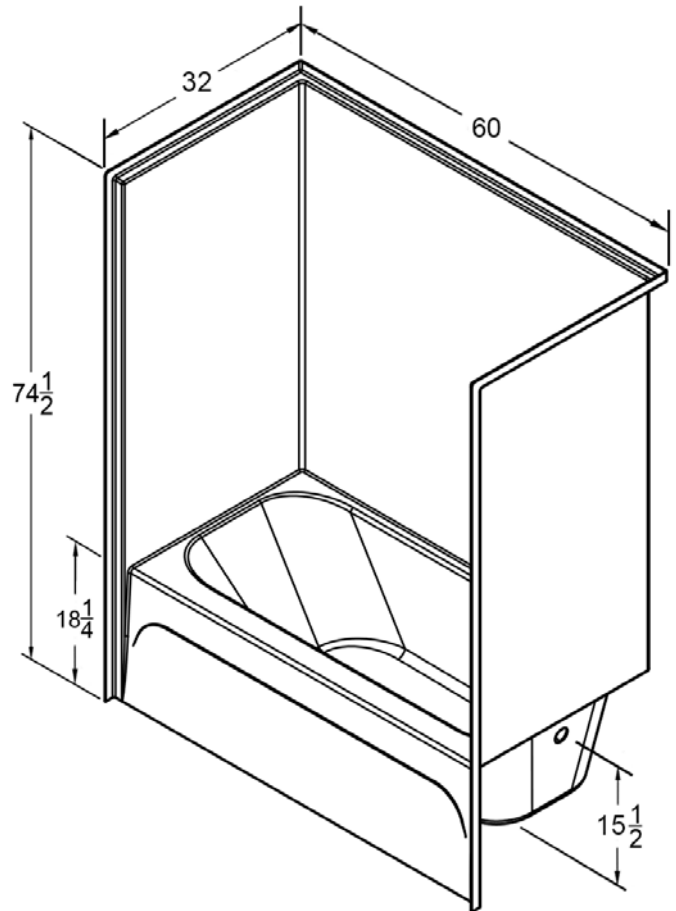
Models: TS6032A0 | TS6032A1



TS6032A0



TS6032A1



## Other Important Information

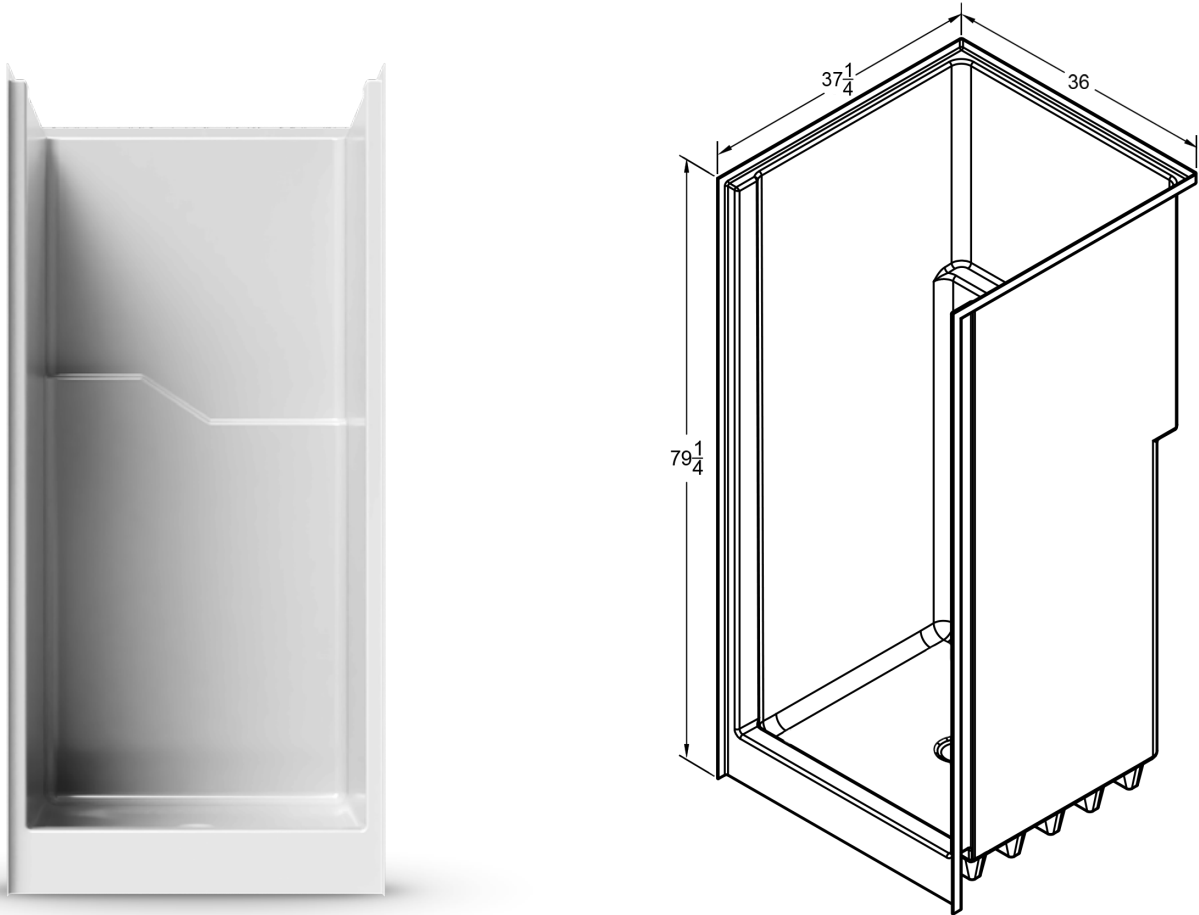
- 3" above floor rough
- Integral reinforced with EverFab core material for placement of grab bars and seat

## Compliance and Certifications



# 3-FOOT SHOWER STALL

Model: S3637



## Other Important Information

- 6" skirt height
- 2" above floor rough
- Integral reinforced with EverFab core material for added strength

## Compliance and Certifications



# 4-FOOT SHOWER STALL

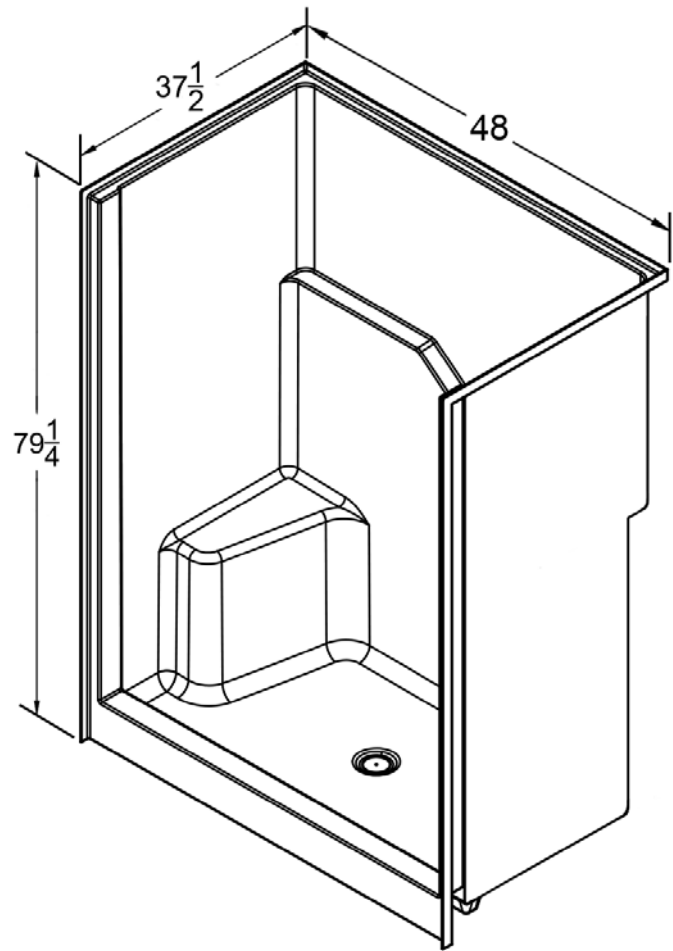
Model: S4837



S4837 - R



S4837 - L



## Other Important Information

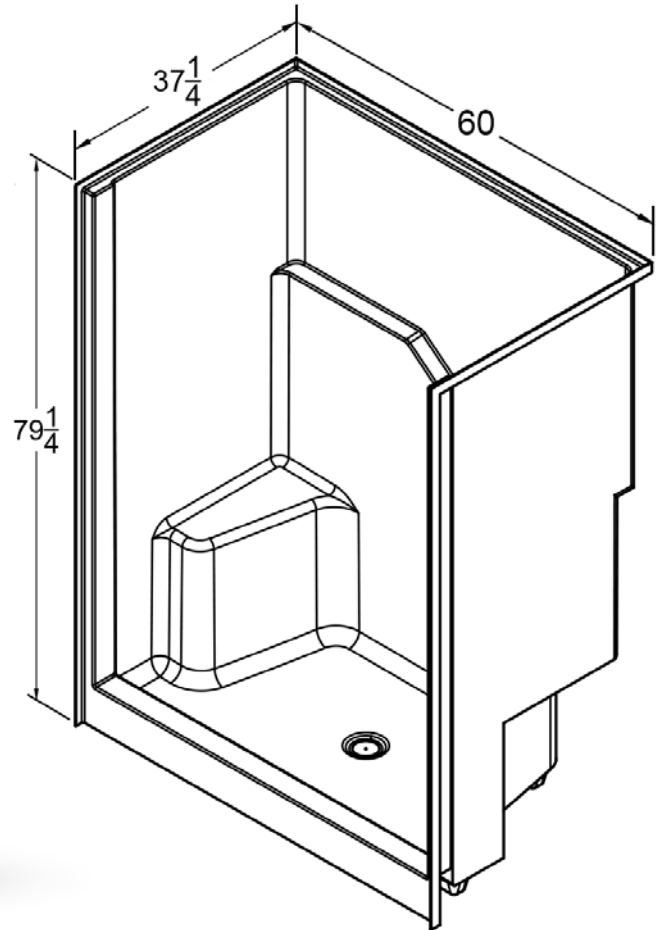
- 6" skirt height
- 2" above floor rough
- Integral reinforced with EverFab core material for added strength

## Compliance and Certifications



# 5-FOOT SHOWER STALL

Model: S6037



## Other Important Information

- 6" skirt height
- 2" above floor rough
- Integral reinforced with EverFab core material for added strength

## Compliance and Certifications



# 3-FOOT RETURN FLANGE SHOWER STALL

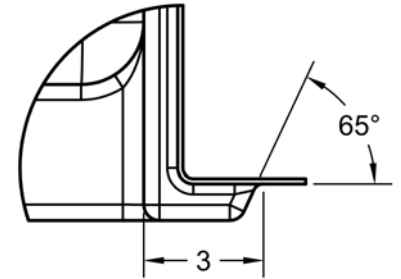
Model: S3839RFB



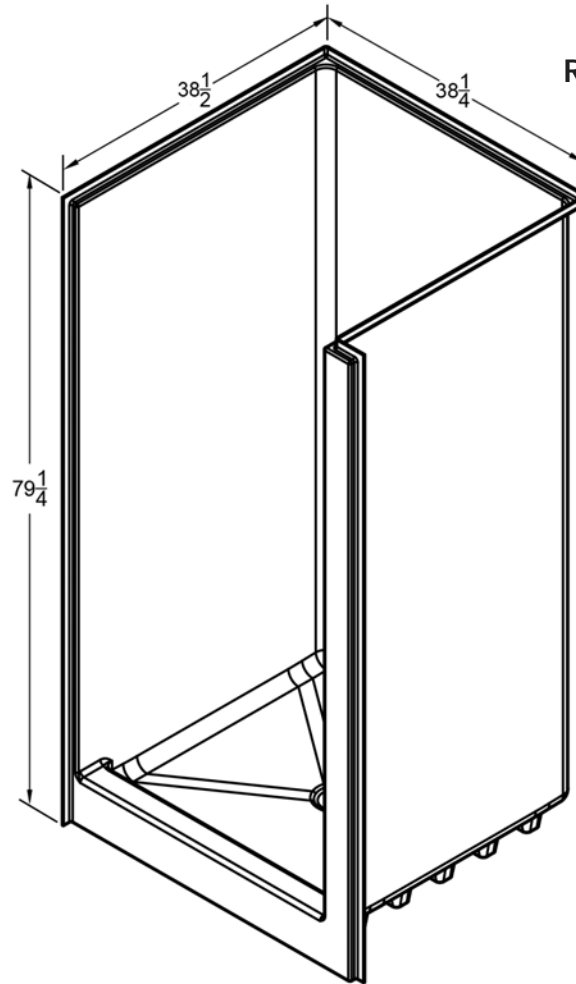
S3839RFB - R



S3839RFB - L



Return Flange Detail



## Other Important Information

- 6" skirt height
- 2" above floor rough
- Integral reinforced with EverFab core material for added strength

## Compliance and Certifications



# ACCESSORIES



## EverFab Bathbrite

Concentrated cleaner for use with fiberglass, ceramic, acrylic, and almost any other hard service

**Gallon** EF-0004-BB

**Quart** EF-0012-BB



## Construction Adhesive

Heavy duty construction adhesive that provides great adhesion, durability, and water resistant strength

**M1 Construction Adhesive** EF-0000-CA



## Shower Curtain and Curtain Rod

Through-bolted flangeless curtain rod with optional 10 gauge shower curtain and rings — available in satin stainless steel or chrome finishes

### Curtain Rod:

**32 ½"** EF-3637-CR

**36"** EF-3839-CR

**42"** EF-4452-CR

**44 ½"** EF-4837-CR

**45"** EF-4839-CR

**55"** EF-6037-CR

**56 ½"** EF-6032-CR

**60"** EF-6334-CR

**60"** EF-6336-CR

### Shower Curtain:

**48" x 72"** EF-3637-SC

**48" x 72"** EF-3839-SC

**48" x 72"** EF-4452-SC

**48" x 72"** EF-4837-SC

**48" x 72"** EF-4839-SC

**72" x 72"** EF-6037-SC

**72" x 72"** EF-6032-SC

**72" x 72"** EF-6334-SC

**72" x 72"** EF-6336-SC



## Rubber Shower Dam

Collapsible cut-to-length rubber dam to retain water in barrier-free showers

**60" Cut-to-Length** EF-0000-SG



## EverFab Tub Wrap

Reusable bath tub protector designed to protect tubs from scratches, debris, and cracks that result from typical job site activity

**5 Foot Tub Wrap** EF-6032-TW

# ACCESSORIES

## ADA Compliant Grab Bar

ADA compliant grab bars. Available with flanges for in-field installation or without flanges as factory installed — available in satin stainless steel and chrome finishes

### Flanged

#### Straight Grab Bar:

12" EF-0012-SF

18" EF-0018-SF

24" EF-0024-SF

#### U-Shaped Grab Bar:

60" x 28" EF-6334-UF

60" x 30" EF-6336-UF

#### L-Shaped Grab Bar:

28" x 37 1/2" EF-6334-LF

30" x 37 1/2" EF-6336-LF

33" x 18" EF-3839-LF

46" x 19 1/2" EF-4452-LF

### Flangeless

#### Straight Grab Bar:

12" EF-0012-SB

18" EF-0018-SB

24" EF-0024-SB

#### U-Shaped Grab Bar:

60" x 28" EF-6334-UB

60" x 30" EF-6336-UB

#### L-Shaped Grab Bar:

28" x 37 1/2" EF-6334-LB

30" x 37 1/2" EF-6336-LB

33" x 18" EF-3839-LB

46" x 19 1/2" EF-4452-LB

## ADA Compliant Elite Series Grab Bar

Designer ADA compliant grab bars. Available without flanges for factory installation — available in chrome and satin stainless finishes

#### Straight Grab Bar:

12" EF-0012-SE

18" EF-0018-SE

24" EF-0024-SE

#### U-Shaped Grab Bar:

60" x 28" EF-6334-UE

60" x 30" EF-6336-UE

#### L-Shaped Grab Bar:

28" x 37 1/2" EF-6334-LE

30" x 37 1/2" EF-6336-LE

33" x 18" EF-3839-LE

46" x 19 1/2" EF-4452-LE

# ACCESSORIES



## Shower Drain

Shower drain with no-caulk compression gasket — available in brass body and stainless steel strainer

**Drain Assembly EF-0000-DA**

---



## Soap Dish

Recessed soap dish with metal lip — available in satin stainless steel finish

**Stainless Steel Soap Dish EF-0000-SD**

---



## Slide Bar Shower Kit

Complete shower kit with mixing valve, trim kit, and slide bar — available in chrome finish

**Complete Shower Kit EF-0000-SK**

---



## ADA Compliant Seat

Foldable ADA compliant seat that supports up to 1000 pounds — available in satin stainless steel and chrome finishes

### L-shaped Seat:

**28" x 22 ½"** EF-6334-LS

**30" x 22 ½"** EF-6336-LS

**32" x 22 ½"** EF-3839-LS

**47" x 22 ½"** EF-4452-LS

### Standard Seat:

**16" x 25"** EF-6032-SS



**10 - Year Limited**  
*Warranty*

EverFab warrants to the original purchaser that its products will be free from defects in material or workmanship for 10 years. Accessory warranty will be limited to that provided by the original manufacturer and warranty information will be provided upon request. Upon inspection by an authorized representative, EverFab will repair or exchange at its sole discretion, any unit found to be defective in material or workmanship. Exchange of a unit is limited to supplying replacement product of comparable size and style and does not include any cost of removal or installation.

This warranty shall be voided if the unit is moved from its place of initial installation or is not installed in accordance with the instructions supplied by EverFab. EverFab will not be held responsible for any damages resulting from improper installation. Further, this warranty does not apply if the unit has been subjected to accident, abuse, misuse, damage caused by flood, fire, or other force of nature. Any unauthorized repair or modification of the product would render the warranty null and void. This warranty does not apply to any equipment or accessories not installed by EverFab and EverFab will not be held liable for any results of such acts. EverFab is not responsible for any consequential or incidental mishaps, inconvenience, time loss, incidental expense, materials or labor related to the installation of its products. All warranties shall be implemented at the discretion of EverFab upon the evaluation of the circumstances regarding the product. The owner agrees by use of the product that the obligations of EverFab are limited to those set forth herein, and that no other obligations, expressed or implied, are assumed by EverFab.

To file a claim please provide the following information:

1. Name, address, email and telephone number.
2. Document that shows the original purchase date, such as a sales order number, invoice number, or purchase order.
3. Description of damage and requested repair.
4. A photograph that clearly presents all damage claimed.

Mail or email the requested information to:

EverFab  
PO Box 490  
Aumsville, OR 97325  
Telephone: 503-303-3300  
Email: [info@everfabath.com](mailto:info@everfabath.com)

# How Can You Purchase Our Products?

---



**Contact a Member of Our Sales Team:**

**Phone:** 503-303-3300

**Email:** [sales@everfabbath.com](mailto:sales@everfabbath.com)







At EverFab we are regularly adding new products to our collection. For additional information on new and existing products including submittal sheets, please visit our website at:

**[www.everfabbath.com](http://www.everfabbath.com)**

**EVERFAB**

**PO Box 490, Aumsville, OR 97325**

**Phone: 503-303-3300 | Fax: 503-743-8153**

**[www.everfabbath.com](http://www.everfabbath.com)**