

ERVA

Quality Metal Garden Products

2018

ERVA BOOTH # 211
IGC INDEPENDENT
GARDEN CENTER
SHOW

AUGUST 14-16, 2018 • NAVY PIER CHICAGO

ervadirect.com

2018

Dear Valued Dealers,

We have been manufacturing quality metal lawn products for over five decades, and are a recognized leading wholesale source of birdfeeding and garden hardware. We are pleased to have the opportunity of supplying your retail operation.

Most items in our catalog are manufactured at our plant in Chicago and shipped directly to you via FedEx or common carrier. We ship orders same day if your order is placed by noon Central Time.

We're sure you will be pleased with our products and our customer service — we stand behind all that we sell!

100% satisfaction guaranteed!
.....really!

To order:

Call: 1-800-342-3782

Fax: 1-800-342-3781

Web: www.ervadirect.com

e-mail: ervatool@sbcglobal.net

- ◆ **ORDER TRACKING INFORMATION IS AUTOMATICALLY E-MAILED**
- ◆ **NO MINIMUM ORDER OTHER THAN FULL CASE PACKS***
- ◆ ***CASE PACKS CAN BE BROKEN FOR A NOMINAL FEE**

Our terms are 1% 10 Net 30 unless otherwise specified.
Credit card payment is required on your first order.


We accept all major credit cards.

We will drop ship orders at "Dealer" level price only. Call us for a "Dealer" level price list.

A \$4.00 fee is applied to each drop ship order.


INDEX

Catalog Page #

Baffles  4-5

Feeders: Barrier Guarded Collection  6-7

Feeders: Glass Dish, Rain Guards, Moat  8-9

Feeders: Specialty  10-11

Tubular **Poles**, Pole Extensions  12-13

Tubular **Pole Accessories**  13-14


Pole Top Hangers and Finials  15

Pole Sets (Boxed)  16-19

Portals and 4x4 Post Accessories  20

Hooks, Chain  21-23

Shepherd **Staffs**, Hummer Poles  24-26

Deck Hangers  26-27

Wall Hangers  28-29

Plant and Flower Products  30-33

Bird **Baths**  34-35

Purple Martin Systems, Accessories  36-39

Displays, Fixtures, Packages  40-53

Baffles: Cylindrical

Made in the USA

Note: All Erva baffles are powder coated over **fully galvanized** steel sheet.

Collars are solid steel and can't be chewed. Collars fit over all poles up to 1-3/4" Diameter.



All Erva Baffles are Fully Electro-Galvanized

Pole Mount Baffles



PATENTED



SB1 Box

SB1 (Black) 4/cs.
Flat top cylindrical squirrel baffle for all poles to 1-3/4" diameter. 14-1/2" long. 7" diameter. **Boxed with 4 color label.**

SB1N (Black) 4/cs. Same as SB1 above but **without box**. Includes wrap around Label.

SB1D (Black) 4/cs. Dome top cylindrical squirrel baffle for all poles to 1-3/4" diameter. 16-3/4" long. 6-1/4" diameter. Wrap around Label. **No Unit Box.**

Features **Patented** and **Exclusive Scalloped Edge™** design.



PATENTED

PATENTED

SB2 (Black) 2/cs.
Flat top cylindrical raccoon baffle for all poles to 1-3/4" Diameter. 28" long. 8" diameter. **Boxed with 4 color label.**

SB2D (Black) 2/cs. Dome top cylindrical raccoon baffle for all poles to 1-3/4" diameter. 28" long. 6-1/4" diameter. Wrap around Label. **No unit Box.**

SB9 (White) 1/cs. Dome top cylindrical raccoon baffle for all poles to 1-3/4" diameter. Plain white shipping box.

Designed for purple martin poles (Exclusive screen windows confuse and deter snakes) fits 1-3/4" Poles.

SB2 Box

SB9 Box



4x4 Post Baffles*

SB3 (Tan) 2/cs.
Cylindrical raccoon baffle for 4x4 (3-5/8"x3-5/8")* post. 28" long. 8" diameter. Boxed with 4 color label.

SB3ACT (White) 1/cs. Fits a "True" 4x4 Post.* 28" long. 8" diameter. Plain white shipping box.


SB4 (Tan) 2/cs.
Cylindrical squirrel & Raccoon baffle for 4x4 (3-5/8"x3-5/8")* post. 23" long. 8" diameter. Boxed with 4 color label.

SB3 Box

SB3ACT Box



SB4 Box



SB3ACT Support Tabs




SB3 & SB4 Support Disk

*See page 16 for a complete explanation of 4x4 post dimensions.

Baffles: Disks, Cones



Oval cutouts on all disk baffles allow for easy peg hanging.




Note: Non transparent hanging baffles are proven to be more effective.

Hanging Disk Baffles

SB5 5/cs. (Green)
Baffle diameter is 22".
SB5C 5/cs. (Copper Tint)
SB5GLV 4/cs. (Galvanized)
Plain unpainted, and unlabeled for the best value in a baffle that's guaranteed to work (galvanized and won't rust).



SB5 Mounting Hardware




Pole Mount Disk Baffles

SB6 (Black) 5/cs.
Wraparound squirrel baffle for poles 1/2" to 1" diameter. Baffle diameter is 22-1/2".
SB6C (Copper Tint) 5/cs.

Cone & Disk Baffle Collar (Solid Steel)



Note: All Erva baffles are made with fully galvanized steel sheet. Collars are solid steel and can't be chewed.



4x4 Post Disk Baffles*

SB7 (Tan) 5/cs.
Wraparound squirrel baffle for 4x4 (3-5/8"x3-5/8")* posts. Baffle diameter is 22-1/2".
SB7C (Copper Tint) 5/cs.
SB7GLV (Galvanized) 4/cs.

*See page 16 for a complete explanation of 4x4 post dimensions.



Cone & Disk Baffle Collar (Solid Steel)



Cone Baffles

SB8 (Black) 6/cs.
Wraparound squirrel baffle for all poles up to 1" dia. Baffle dia. is 17".
SB8C (Copper Tint) 6/cs.
SB8GLV (Galvanized) 4/cs.
Plain unpainted, and unlabeled for the best value in a baffle that is guaranteed to work (galvanized and won't rust).

SB8SE 6/cs (Black).
Wraparound scalloped edge squirrel baffle for poles 1/2" to 1" diameter. Baffle diameter is 18-1/2".
SB8SEC (Copper Tint) 6/cs.
Features Patented and Exclusive Scalloped Edge™ design.

Only Erva baffles are galvanized underneath their powder coated finish!!



Barrier Guard Feeders



Also Available in Copper Tint finish. See SUET1C Pg 7.

SUET1 3/cs. Suet Feeder. (Evergreen) Holds 2 suet cakes. This feeder was the first in the series of the very successful Erva barrier guarded feeder line.



BBF1 3/cs. Mealworm Feeder. (Deep Blue) Includes removable blue **glass** mealworm dish.

Also Available in Copper Tint finish. See BBF1C Pg 7.


All barrier guarded feeders feature Quick Release Thumb Nut for quick disassembly



CYFB2 3/cs. (Verde Green) Seed Cylinder Feeder. **Center pin holds Cylinders. 2x2 Mesh keeps out Doves.**

6

Threaded Center
The YSFF acts as a large nut



8 Drainage Holes
Match pattern in feeder base

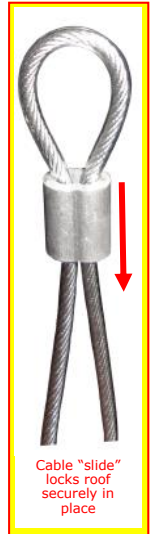
YSFF 3/cs. Attaches to all Erva barrier guard feeders for easy pole mounting. Matching drainage holes. The threaded center hole takes the place of the thumb nut. Simply remove the nut and thread the mounting plate onto the feeder.
Fits into all ERVA poles

Barrier Guard Feeders

Copper Tint Finish Barrier Guarded Feeders



CYFB1 3/cs. (Copper Tint) Seed Cylinder Feeder. Included **Center pin holds** cylinders in place. Features Elevating seed support and multiple drain holes.



PNF1 3/cs. (Copper Tint) Includes **Stainless steel wire mesh cage** is ideally suited for peanut hearts and sunflower seed.

ALL FEATURE QUICK AND EASY DISASSEMBLY FOR CLEANING



BBF1C 3/cs. (Copper Tint) Includes removable **glass mealworm dish**.



SUET1C 3/cs. (Copper Tint) Includes **Internal cage** which holds 2 suet cakes.



All Erva Barrier Guard Feeders are ELECTRO - GALVANIZED!

P. 1-800-342-3782

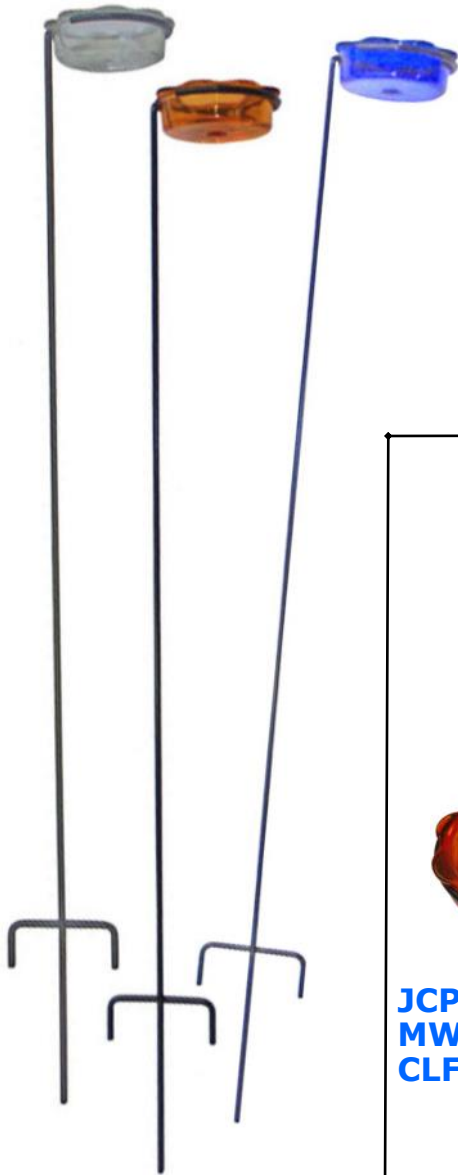
F. 1-800-342-3781

www.ervadirect.com



Glass Dish Feeders

Step In Poles



JCPPLW (Orange) 6/cs.
MWFPLW (Blue) 6/cs.
CLFPLW (Clear) 6/cs.
"Step In" Pole mounted glass dish. 29" in ground height.



This card is featured on all wire dish holders on this page



FHDISPLAY (Pg.41)

Hanging Dishes



JCPWH (Orange) 6/cs.
MFWWH (Blue) 6/cs.
CLFWH (Clear) 6/cs.

JCPWP (Orange) 6/cs.
MFWWP (Blue) 6/cs.
CLFWP (Clear) 6/cs.

For 1" Poles



Glass dish with Quick Connect™ wire holder for 1" poles. Attach with a "twist", no tools required.

Glass Replacement Dishes

JCUPD (Orange) 6/cs.
MWFD (Blue) 6/cs.
CLFD (Clear) 6/cs.



8



All Erva Glass Dishes are 3-1/4" in Diameter And 1" Deep

P. 1-800-342-3782

F. 1-800-342-3781

www.ervadirect.com

Rain Guards and Moat



..... Brushes and miscellaneous below

14" and 9-1/2" diameter weather guards made with galvanized powder-coated steel and attractive brass finish hanging hardware will keep feeders drier in rain and snow and shaded in sunshine. The bright colors advertise the location of the feeders to sought after birds.



Full Size: 14"

Basic Colors

RSGB 4/cs. Blue Rain Guard.

RSGG 6/cs. Green Rain Guard.

RSGO 4/cs. Orange Rain Guard.

RSGR 6/cs. Red Rain Guard.


RSGY 4/cs. Yellow Rain Guard.

RSGGLV 6/cs. Plain Galvanized.

Tint Colors

RSGC 4/cs. Copper Tint Rain Guard.

RSGRT 4/cs. Red Tint Rain Guard.




Solid 3/4" Diameter Hardware Loop



Mini: 9-1/2"

RSGMIN 6/cs. "Erva" Green Rain Guard.

RSGMINR 6/cs. Red Rain Guard.



All Rainguards are Electro-Galvanized

NOTE: Rain Guards are not designed to deter squirrels

Ant Moat



DETOURANT

12/cs. Individually boxed. Unique patented design makes evaporation impossible. Environmentally Friendly. **Guaranteed Leak Proof**

FILL IT ONCE AND IT'S DONE FOR THE SEASON

PATENTED


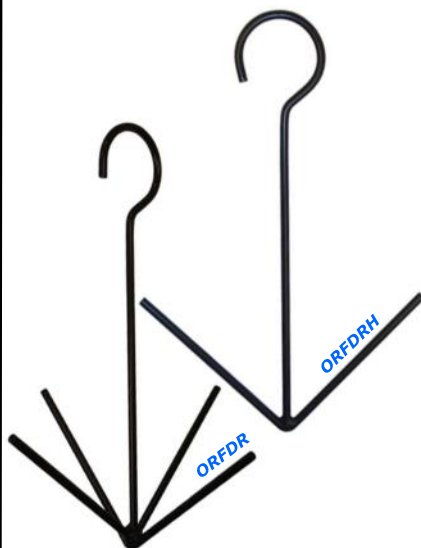
Specialty Feeders

Fruit Feeders



Thistle Sock

TSB 12/cs.
Black highly durable nylon thistle sock holds 2 lbs. of thistle seed. 11"L x 4"W. Black socks don't show dirt and provide contrast to the yellow goldfinch. Yellow cord with clothing quality cord lock.



ORFDRH 6/cs.
2 Prong. 10" Long.
ORFDR 6/cs.
4 Prong. 10" Long.

Seed Cylinder Feeder With Rainguard


CYFHLDN 6/cs. Green
6-1/2" in Diameter Bottom Plate.
Rainguard is 9-1/2".

Poly Bagged

Easily Holds 28-72 oz. Cylinders

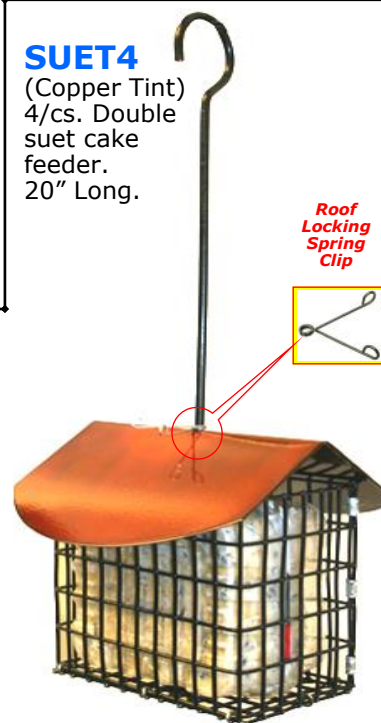


Suet Feeders



SUET3S (Copper Tint)
4/cs. Suet cage mounted under a 10" Square Galvanized Plate. Powder coated. Copper Tint finish.

SUET4
(Copper Tint)
4/cs. Double suet cake feeder.
20" Long.



SUET2 6/cs. Versatile suet cage with clip.
Attaches to 1" diameter Poles. Holds one standard suet cake. 5"x5"x1-1/2".



Squirrel Feeders



SQF1G (Green) 2/cs.
Indestructible! 18 Gage Steel!
 Squirrel feeder mounts easily on back plate (included). Also mounts on RNDTOP (Pg.14) pole top flange.

Fill with peanuts, corn or leftover table scraps - stale bread etc.



Provides great entertainment while keeping squirrels away from bird feeders!

Guaranteed to outlast any other squirrel feeder!

SOLID STEEL • GUARANTEED INDESTRUCTIBLE


Food Pantry Squirrel Feeder

MADE IN USA

- All Steel Construction
- Baked On Finish
- Holds a Variety of Food
- Includes All Hardware for Tree, Post or Wall Mounting
- More Mounting Options Available at your Favorite Store and erva.com
- 100% Made in USA

erva
Quality Metal Garden Products
erva.com
3100 West Grand Avenue
Chicago, IL 60622-4324

SQF1G
7 63945 52899 1



MOUNTING PLATE INCLUDED

SQF2 6/cs.
 Wall or tree mount corncob platform squirrel feeder. 8"L x 4" W.
 For corn, apples and oranges. Solid Steel. **Indestructible!**



Safety Cap is placed over the blunted nail.

This platform is an inexpensive way to drive your ear-corn sales!

Proudly Made in the USA

the **SQUIRREL** FEEDER PLATFORM

FOR THE SERIOUS ENTHUSIAST

- Easy To Mount To Tree Or Other Wood Surface
- Attractive Textured Powder Coated Finish Resists Rust
- Simple Design Will Hold Various Vegetables, Fruit or Corn

naturehouseinc.com
 800-342-3782 • 3100 West Grand, Chicago, IL 60622-4324

NATURE HOUSE
 Designed for the love of nature in your home

Guaranteed Indestructible

SQF2 LABEL

CORNRING 6/cs.
Sturdy 5/16" Wire.
 14" diameter ring with a blunted nail to hold an ear of corn. **Hanging hook at top.**



Also works for oranges and other fruit



Safety Cap is placed over the blunted nail.

Tubular Poles

Made in the USA

All Erva poles are heavy duty 16 gauge wall, 1" diameter steel tubing. Erva offers the heaviest duty birdfeeding hardware on the market. Guaranteed.



FP1 and FP2 Feature the FPTNF Mounting plate. See Page 14 for our other mounting plates

Poles With Mounting Plate Included


- FP1** 6/cs. 80" pole with "FPTNF" mounting plate.
- FP2** 6/cs. 74" pole with "FPTNF" mounting plate.

4 screws are provided with the mounting plate.

Poles Without Mounting Plate

- FP1NF** 6/cs. 80" pole (No plate).
- FP2NF** 6/cs. 74" pole (No plate).
- FP3NF** 6/cs. 60" pole (No plate).

Mounting Plate Options: See Page 14



Wall / Window Pole

WMT 2/cs. 1/8" thick standoffs extend pole 2-1/4" from window frame or wall. 24" Long. Comes complete with finial and screws. Works great on fence / deck posts too.



Deck Rail Pole

FP6NF 6/cs. (without mounting plate) Includes removable finial. Add an extender (Pg. 13) for more height. Accepts all Erva Quick Connect™ accessories and all multiple arm toppers or bird feeder mounting plates. Drain slot at bottom of tube allows moisture to escape.



Note: This clamp opens to a full 3-1/2" to accommodate the majority of deck hand rails.

Sectional Pole

FPX3 4/cs. 80" Overall 3 piece pole. Bagged. Easily hung from pegboard.



12

Pole Extenders • Anchors • Base



Pole Extensions / Connectors

FP9
FP9 6/cs.
 28" Straight Pole Section.

TE28

TE28 6/cs.
 28" Overall. Swaged Pole Section. Extension is 26".

TE20

TE20 6/cs.
 22" Overall. Swaged Pole Section. Extension is 20".

TE14 6/cs.
 14" Overall. Swaged Pole Section. Extension is 12".

TE9 6/cs.
 9" Overall. Swaged Pole Section. Extension is 7".

BASK1 4/cs. Overall Length 11.5"
 "Basket" 6" Extension.

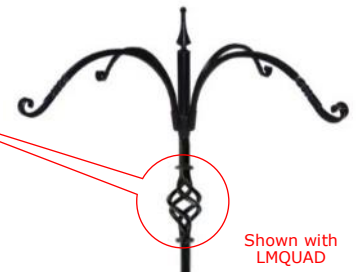
TE9X 4/cs.
 9" Overall. Extension is 5". Swaged at both ends. Connects straight poles.

TE9X

TE9

BASK1

PLDISPLAY Mobile Pole Display—See Pg.41, and Pg.49



Shown with LMQUAD



TWISTER 6/cs.
 Twist in ground auger sinks 20" in ground. Includes set screw and 1/2" turning hole. Allows pole to extend full height above ground.


GRNDSTK 6/cs.
 Ground stake sinks 17" in ground leaving 7" above ground. Allows pole to extend full height above ground.

FP1GSX 6/cs.
 15" ground socket.

FP1GS 6/cs.
 12" ground socket.

PAT1 3/cs.
 Patio base. 24" diameter. For 1" poles. Made with 1/2" Round bar. Center tube extends 3" and accepts all 1" Poles.

PATSTK 12/cs.
 14" Length. Anchors our Patio bases and PS series Plant Stands (see page 29) Securely to the ground. Advisable for high wind areas.



13

Tubular Pole Accessories

Feeder Mounting Platforms: "Flange Plates"

Made in the USA


All flange plates are sturdy 12 Ga. (.104) steel plate

- FPTNF** 6/cs.
Mounting plate. 5-5/8"L x 3-1/4"W
- FPTNH** 6/cs.
Mounting plate **with 1" center hole**. 5-5/8"L x 3-1/4"W
- RNDTOP** 6/cs.
Round mounting plate. 3" diameter
- RNDTOPH** 6/cs.
Round mounting plate **with 1" center hole**. 3" diameter
- BBTOP** 6/cs.
Nest box mounting plate: Top or side mount. 2"H x 2"W x 2"D
- YSFF** 3/cs.
Slip fit mounting plate. Drops into the top of *all* Erva poles.
Snug fit — no fasteners! 3" diameter top plate.
Hole pattern matches drainage holes in our barrier guard feeders. See Pg.6.
- FPVFP** 6/cs.
Vertical mounting plate for nest boxes and one-sided feeders.
5-5/8"H x 3-1/4"W
- POLAD** 6/cs.
Pole mounting adapter for all tube feeders with threaded bases.
- OSF1** 6/cs.
Ornamental Decorative Scroll Flange. 3" diameter top plate.



Quick Connect™ Series hangers require no tools. All hangers on this page are designed to work with our 1" Tubular Poles.

Quick Connect™ Attachments



FPWF1 10/cs.
8" Quick Connect™ hanger.
Holds 10 lbs!

FPWF2 6/cs.
16" Quick Connect™ hanger.

FPWF3 6/cs.
24" Heavy duty Quick Connect™ hanger, branch style. 5/16" Wire.


FPWF4 6/cs.
12" Quick Connect™ hanger with large radius, heavy duty 3/8" steel.

FPWF5 6/cs. (Perfect for Brome feeders)
19" Quick Connect™ hanger with up angle. 3/8" heavy duty steel.

BA7W 4/cs.
Quick Connect™ Wire form bird bath dish holder comes **complete with D14GR dish**.
Goes on with a twist, fits 1" diameter poles.



Quick Connect™ Label



Tubular Pole Accessories



FPDUO 6/cs.
Wrought iron 2 arm pole top. Made with 7/16" square steel. 12" reach.


RDUO 6/cs.
Round steel rod 2 arm pole top. Made with 7/16" round steel. 12" reach.

2 Arm Tops



All multi arm pole tops are provided with a plastic finial which may be removed. Tops can be combined. Example: 2 RTRIO hooks installed on a pole will yield a 6 arm arrangement.

3 Arm Tops



Premium Hand Forged Ends

FPTRIO 4/cs.
Wrought iron 3 arm pole top. Made with 7/16" square steel. 12" reach.

RTRIO 4/cs.
3 arm pole top. Made with 7/16" round steel rod. 12" reach.

ERTRIO 4/cs.
Iron 3 arm knock down (extended reach) assembly. Made with 3/8" square steel. 22" reach.

LMTRIO 4/cs.
Wrought iron (with forged twist) 3 arm knock down assembly made with 3/8" square steel. 12" reach.

FPXTRIO 4/cs.
Wire 3 arm knock down assembly. Light duty. Made with 3/8" round steel. 13.5" reach. Bagged for easy pegboard display.



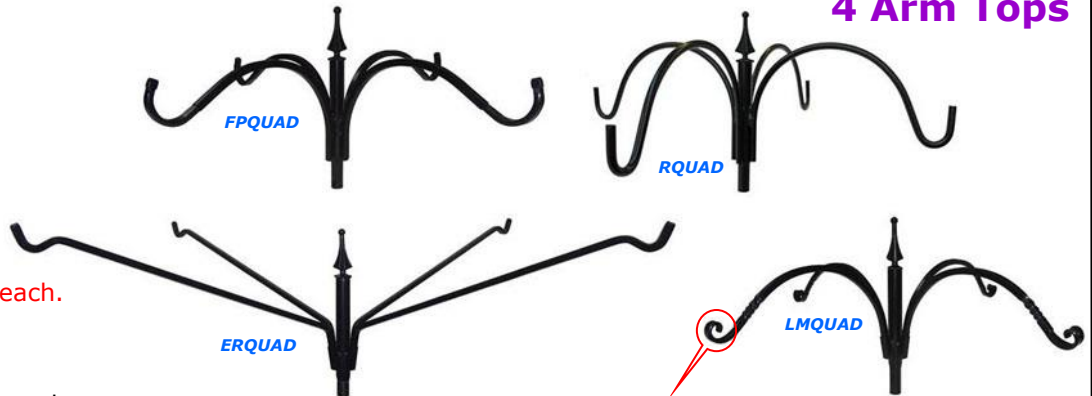
FPQUAD 2/cs.
Wrought iron 4 arm pole top. Made with 7/16" square steel. 12" reach.

RQUAD 2/cs.
4 arm pole top. Made with 7/16" round steel. 12" reach.

ERQUAD 4/cs.
Iron 4 arm knock down (extended reach) assembly. Made with 3/8" square steel. 22" reach.

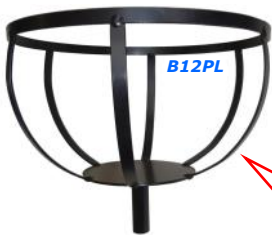
LMQUAD 4/cs.
Wrought iron (with forged twist) 4 arm knock down assembly. Made with 3/8" square steel. 12" reach.

4 Arm Tops



Premium Hand Forged Ends

Flower Basket Topper



B12PL 4/cs. Pole Mount. Black. For 12" Pots. Simply drop into any Erva 1" Dia. Pole.



Shown with FPDUO

Fits FPDUO, FPTRIO, FPQUAD, LMQUAD, LMTRIO, FPXTRIO, ERTRIO and ERQUAD Pole Toppers

Decorative Pole Top Finials



FINIAL 10/cs.
Plastic finial. This item is provided on all multi arm pole tops and the FP6NF and WMT wall and deck poles. porch baluster poles.

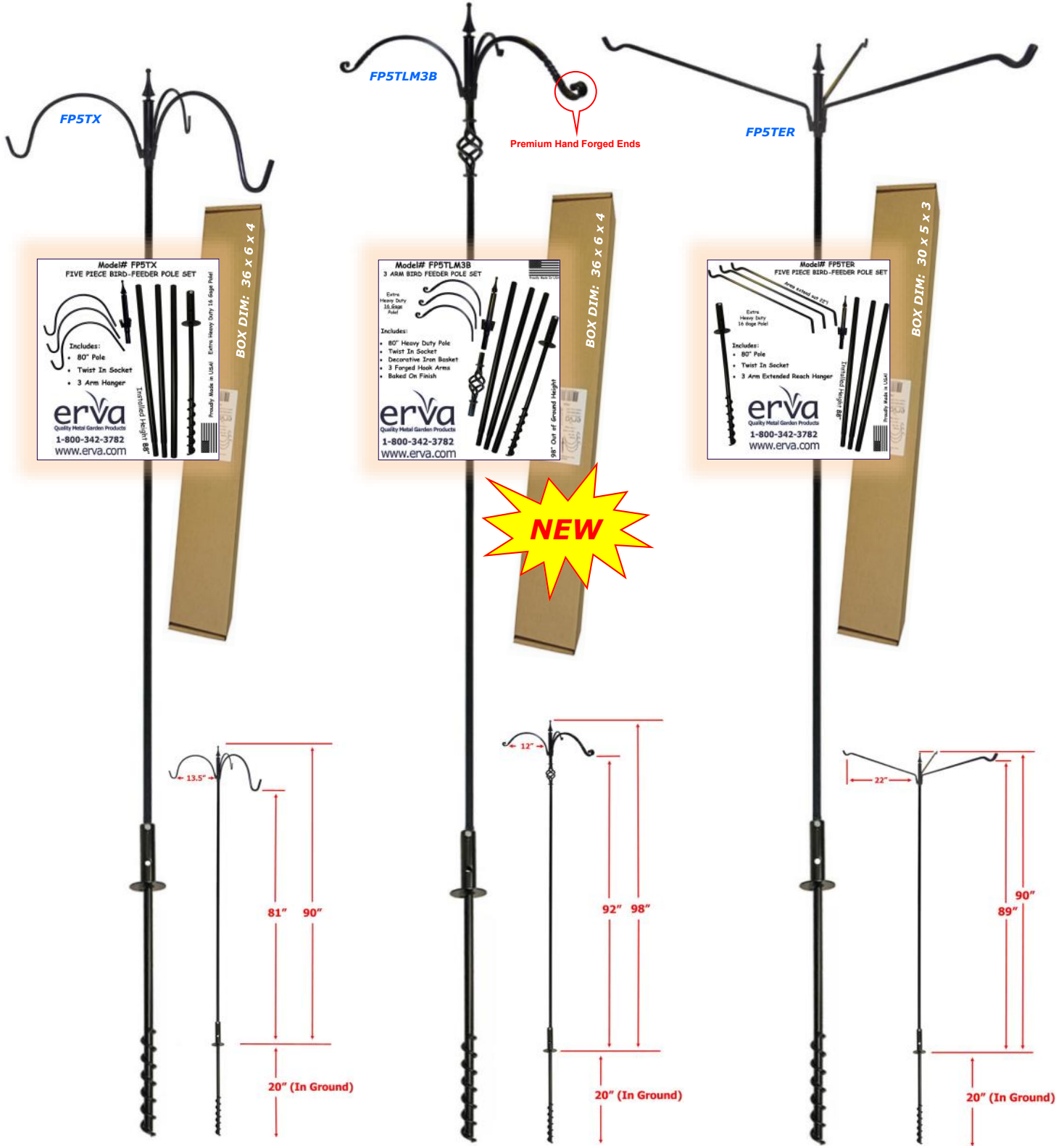


FINCA 4/cs.
Red cardinal finial. Laser cut steel.



Tubular Pole Sets • 3 Arm

Individually Boxed



Individually boxed for easy merchandising.
Packed securely for re-shipment.

16

- **FP5TX** 1/cs. 80" pole (3 pc) with **TWISTER** Ground Socket and **FPXTRIO** pole top. Boxed.
- **FP5TLM3B** 1/cs. 80" pole (3 pc) with **TWISTER** Ground Socket, **BASK1** and **LMTRIO** pole top. Boxed.
- **FP5TER** 1/cs. 80" pole (3 pc) with **TWISTER** Ground Socket and **ERTRIO** pole top. Boxed.

Tubular Pole Sets • 2/4 Arm

Individually Boxed



FP5TLM4B

Premium Hand Forged Ends



FP5TER4



FP5SGP1



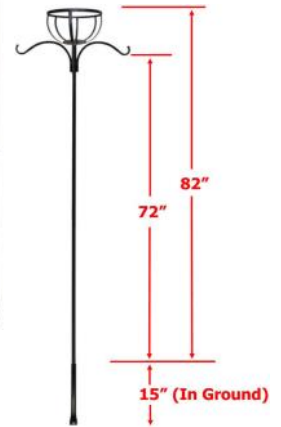
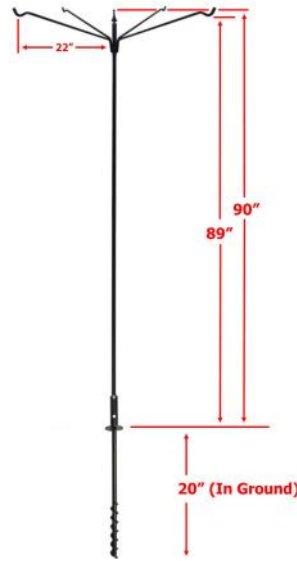
BOX DIM: 36 x 6 x 4



BOX DIM: 30 x 5 x 3



BOX DIM: 22 x 22 x 10



Individually boxed for easy merchandising.
Packed securely for re-shipment.

B12PL Basket holds 12\"/>



- **FP5TLM4B** 1/cs. 80" pole (3 pc) with **TWISTER** Ground Socket, **BASK1** and **LMQUAD** pole top. Boxed.
- **FP5TER4** 1/cs. 80" pole (3 pc) with **TWISTER** Ground Socket and **ERQUAD** pole top. Boxed.
- **FP5SGP1** 1/cs. 80" pole (3 pc) with **FP1GSX** Ground Socket and **B12PL** basket holder top. Boxed.



Tubular Pole Sets With Plate

These Poles Feature The TWISTER Ground Socket Individually Boxed

FP5T

BOX DIM: 30 x 5 x 3

FP5TBB

BOX DIM: 30 x 5 x 3

FP5TOSF

BOX DIM: 30 x 6 x 6



Model# FP5T
FIVE PIECE BIRD-FEEDER POLE SET

Includes:

- 80" Pole
- Twist In Socket
- Mounting Plate

Extra Heavy Duty 1.6 Gauge Pole!

Installed Height 80"

Prudently Made in USA!

erva
Quality Metal Garden Products
1-800-342-3782
www.erva.com

Model# FP5TBB
FIVE PIECE BIRD BLUEBIRD HOUSE POLE

Includes:

- 80" Heavy Duty Pole
- Twist In Socket
- Universal Bluebird House Mounting Platform

Extra Heavy Duty 1.6 Gauge Pole!

Installed Height 80"

Prudently Made in USA!

erva
Quality Metal Garden Products
1-800-342-3782
www.erva.com

Model# FP5TOSF
FIVE PIECE BIRD-FEEDER POLE SET

Includes:

- 80" Pole
- Twist In Ground Sleeve
- Decorative Scroll Feeder Mounting Plate

Extra Heavy Duty 1.6 Gauge Pole!

Installed Height 80"

Prudently Made in USA!

erva
Quality Metal Garden Products
1-800-342-3782
www.erva.com



Individually boxed for easy merchandising.
Packed securely for re-shipment.

18

- **FP5T** 5/cs. 80" pole (3 pc) with **TWISTER** Ground Socket and **FPTNF** Mounting Plate. Boxed.
- **FP5TBB** 1/cs. 80" pole (3 pc) with **TWISTER** Ground Socket and **BBTOP** Mounting Plate. Boxed.
- **FP5TOSF** 1/cs. 80" pole (3 pc) with **TWISTER** Ground Socket and **OSF1** Mounting Plate. Boxed.

P. 1-800-342-3782

F. 1-800-342-3781

www.ervadirect.com

Tubular Pole Sets With Plate

These Poles Feature The FP1GS Ground Sleeve

Individually Boxed




Individually boxed for easy merchandising.
Packed securely for re-shipment.

- **FP5** 5/cs. 80" pole (3 pc) with **FP1GS** Ground Socket and **FPTNF** Mounting Plate. Boxed.
- **FP5SBB** 1/cs. 80" pole (3 pc) with **FP1GS** Ground Socket and **BBTOP** Mounting Plate. Boxed.
- **FP5SOSF** 1/cs. 80" pole (3 pc) with **FP1GS** Ground Socket and **OSF1** Mounting Plate. Boxed.

Portals / 4x4 Items

Made in the USA



Copper Portals are made with 99.9% pure ANTIMICROBIAL copper

Portals are available in cases of 18 individually packed or 50 bulk. 2"x2" outside dimension. Screws Included.
Please add a "B" after item# for bulk. Example: PH1B or PH1CB

Portals prevent predators from chewing and entering nest boxes.
All portals (except bulk) are bagged and barcoded.



	Tan	Copper	Size
E. Bluebird	PH1*	PH1C	1.500"
Nuthatch	PH2	PH2C	1.250"
Chickadee	PH3	PH3C	1.125"
Wren	PH4	PH4C	1.000"
W. Bluebird	PH5*	PH5C	1.563"

Tan portals are fully **galvanized steel** and powder coated with a baked on finish.

Copper portals are made with **genuine copper**.



Available in BULK

***Note: The house sparrow will enter holes with a diameter of 1-3/8" (1.375") and greater.**

4x4 Post Accessories

IMPORTANT

4x4 Post Dimensions Explained

IMPORTANT

Most lumber is sold in "nominal" (in name only) sizes such as 1x3, 2x4 and 4x4. But **these sizes are not the actual dimensions of the wood.** The reason for this is that when the 4x4 board is first rough sawn from the log, it is a true 4x4, but the drying process and planing of the board reduce it to the **finished 3.5 x 3.5 size.** All Erva 4x4 baffles accommodate this standard 3.5 x 3.5 size. This is the typical size found at most home centers and lumber yards.

Rough sawn true 4x4 posts are rare. Newer PVC posts also vary in size between 3.75 and 4 inches square. **Our 4X4ACT Baffle and T4X4ACT Ground Socket will accommodate true 4x4 posts.** Questions? Call 1-800-342-3782.



BRK4 6 pairs/cs. (Tan)

Two brackets for mounting feeders or nest boxes to 4X4 posts. This is a heavy duty bracket, almost 1/8" Thick. Includes screws.



T4X4T 5/cs. (Tan)

Twist in ground socket. 20" in ground depth. Includes mounting screws. (For 3-1/2" x 3-1/2" Posts)



T4X4TACT 1/cs. (White)

Twist in ground socket. 20" in ground depth. Includes mounting screws. (For **True** 4" x 4")



PAT2 1/cs. (Tan)

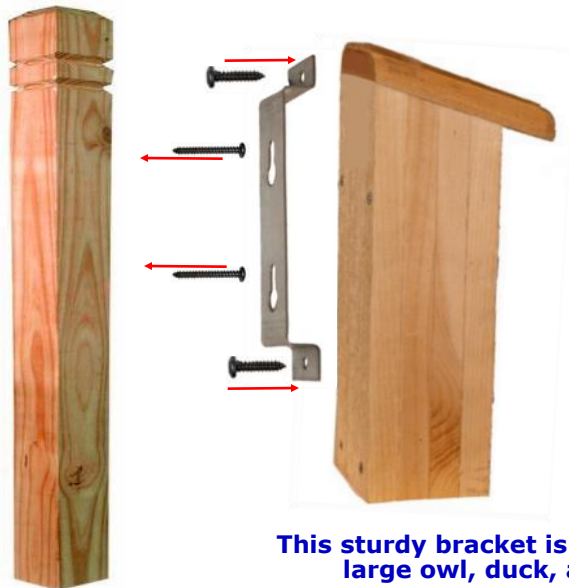
4x4 Patio base. 24" diameter. Includes screws. (For 3-1/2" x 3-1/2" Posts)

20

Bracket, Hooks

HB1 6/cs.

Quick Connect™ Birdhouse mounting plate with screws.
5.25" Long. 1" Wide. 7/16" Standoff. **This is the fastest, easiest and least expensive way to securely mount and remove a bird house for end of season cleanout.**




Poly Bagged with all fasteners and detailed instructions.
Made with heavy duty 16 Gauge (.059 thick) steel.

This sturdy bracket is designed to secure large owl, duck, and bat boxes.



Erva Uplifter Broom Handle Hook



BRH8 6/cs.
Black 7.5" long
Supports
40 pounds.




Decorative "Hummingbird" Hooks

7" laser cut hooks are 1/8" thick.

DH7H 6/cs.
Hummingbird.
Black


DH7HR 6/cs.
Hummingbird.
Red





Hooks

Note: The number found in the part number corresponds to its length. Example: EH12 is 12" long.



"S" Hooks (Black) 1/4" round steel "S" hooks.



- | | | | |
|--------------|--------|--------------|--------|
| EGH6 | 12/cs. | EGH12 | 12/cs. |
| EGH18 | 12/cs. | EGH24 | 12/cs. |



Extension Hooks (Black) Heavy duty hook made from 1/4" steel wire with **green vinyl caps**.



- | | | | |
|-------------|--------|-------------|--------|
| EH4 | 12/cs. | EH18 | 12/cs. |
| EH6 | 12/cs. | EH29 | 12/cs. |
| EH12 | 12/cs. | | |




Extension Hooks (Black) **Platinum Cap Series™** Heavy duty premium hooks made from 1/4" steel wire and finished with **"Silver Flake" vinyl end caps**.



- | | | | |
|--------------|--------|--------------|--------|
| EH4B | 12/cs. | EH18B | 12/cs. |
| EH6B | 12/cs. | EH29B | 12/cs. |
| EH12B | 12/cs. | | |


These hooks are attractive counterparts to the **Platinum Cap Series™**

Deck and Wall Hangers



"S" Hooks (Green) 1/4" round steel "S" hook with a 1-1/2" openings.

- | | | | |
|--------------|--------|--------------|--------|
| EGR4 | 12/cs. | EGR18 | 12/cs. |
| EGR6 | 12/cs. | EGR24 | 12/cs. |
| EGR12 | 12/cs. | | |



"S" Hooks (Black) 1/4" round steel "S" hook with 1-1/2" openings. Powdercoated.

- | | | | |
|--------------|--------|--------------|--------|
| EBL4 | 12/cs. | EBL18 | 12/cs. |
| EBL6 | 12/cs. | EBL24 | 12/cs. |
| EBL12 | 12/cs. | | |



"S" Hooks (Zinc Finish) .177" "Economy" galvanized steel "S" hook with a 1-1/2" opening.

- | | | | |
|------------|--------|-------------|--------|
| GS4 | 18/cs. | GS12 | 18/cs. |
| GS6 | 18/cs. | GS18 | 18/cs. |



22

Hooks, Hangers, Chain

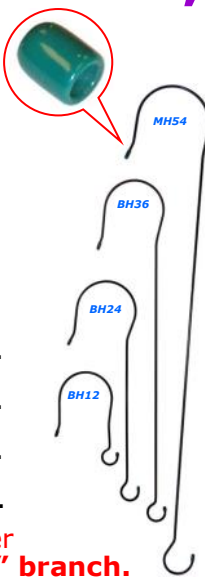


Branch Hooks

Black. 1/4" steel wire with green end caps. Fits branch limbs up to 6".




- BH12** 12" Length 12/cs.
 - BH24** 24" Length 12/cs.
 - BH36** 36" Length 12/cs.
 - MH54*** 54" Length 6/cs.
- *MH54 is made with heavier 5/16" wire and fits a 7-1/2" branch.



Chain Hanger

CH1B 6/cs. Black 33" long chain supports 15 pounds. Poly Bagged.



Hanging Tool



SKYHK Hanging Tool 6/cs. Insert in tubular pole or conduit end - for use as a hanging hook for hard to reach areas.



BR Series Hooks Powder coated 1/8" "bright zinc" wire with a unique high tech "tint" finish. Ideal for hanging hummingbird feeders and decorations up to 15#.

- BR3** 3" 12/cs.
- BR8** 8" 12/cs.
- BR14** 14" 12/cs.
- BR20** 20" 12/cs.

15lb
TRUE WEIGHT CAPACITY



WH6 12/cs. Black. Ceiling hook. With wood screw threads/green cap. 6" Long.



30lb
TRUE WEIGHT CAPACITY

SHB 50/cs. Small: 1-1/4" long. Steel. Yellow zinc plate.



SWIVEL 6/cs. Swivel snap hook. 3-3/4" long .688" eye.

SHKB 50/cs. (Black) 3" long. 1/8" galvanized.
SHKZ 50 /cs. (Zinc) 3" long. 1/8" galvanized.
Light duty "S" hooks. 3" long 1" opening



15lb
TRUE WEIGHT CAPACITY

GZB3 50/cs. (Black) 3" long. 1/8" galvanized.
GZW3 50/cs. (Zinc) 3" long. 1/8" galvanized.
Light duty hooks. 3" long 1-1/4" opening



12lb
TRUE WEIGHT CAPACITY



HKBRD Display (See Pg.41 And Pg.46)



Shepherd Staffs: Square Wrought Iron

Note: All Staffs on this page are FedEx Ground shippable! No minimum other than full case packs.

See staff accessories and staff extender on page 26.



All RT series shepherd staffs feature our exclusive **Stability Blade™** and step 12" into the ground. Staffs with two arms feature an exclusive second tube to prevent birds legs from becoming wedged between the hook and main shaft.

All feature Stability Blades

1/2" Square Premium

RT3DX 6/cs. 2 Arm. 93" tall. 13" reach.
Knock down RT3D (4 Pieces).

RT3D 6/cs. 2 Arm. 93" tall. 13" reach.

RT3X 6/cs. 1 Arm. 93" tall. 13" reach.

Knock down RT3 (3 Pieces).

RT3ER 4/cs. 1 Arm. 93" tall. 13" reach.
Extended reach 20" reach.

RT3 6/cs. 1 Arm. 93" tall. 13" reach.

RT4 6/cs. 1 Arm. 73" tall. 13" reach.

RT3X/RT3DX Also Available individually packed.
See RT3XIP and RTR3DXIP in pricelist.

All Hook ends for staffs on this page are sculpted for premium appearance.

SUPER DUTY

RT3QSDX "Knock Down" pole ships individually packed in its own box. Drop Shippable



5/8" Square Premium

RT3DSD 4/cs. 2 Arm. 95" tall. 16" reach.

RT3SD 4/cs. 1 Arm. 95" tall. 16" reach.

RT3QSD 2/cs. 4 Arm. 93" tall. 13" reach.

RT3QSDX 1/cs. "Knock Down" Pole, 4 Arm. 93" tall. 13" reach. **Double leg configuration. Individually boxed.**

5/8 Square are our **STRONGEST** Staffs !

Allen Key Included



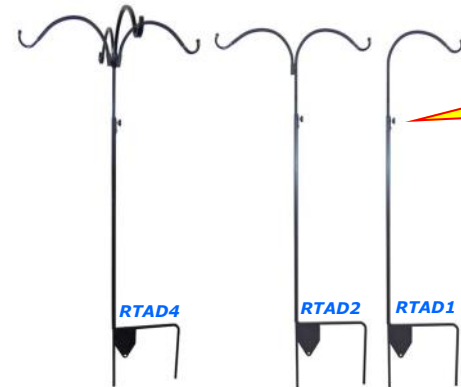
7/16" Square Premium "Adjustable"

RTAD4 5/cs. 4 Arm. 62" to 93" tall. 13" Reach. With Stability Blade™.

RTAD2 6/cs. 2 Arm. 62" to 93" tall. 13" Reach. With Stability Blade™.

RTAD1 6/cs. 1 Arm. 62" to 93" tall. 13" Reach. With Stability Blade™.

Exclusive **erva** Locking Feature



24



Large Thumbscrew



Drop Shippable!


INDIVIDUALLY BOXED

7/16" Square Economy "Adjustable"

DURTAD4 1/cs. 4 Arm. 57" to 89" tall. 13" Reach. **Individually boxed.**

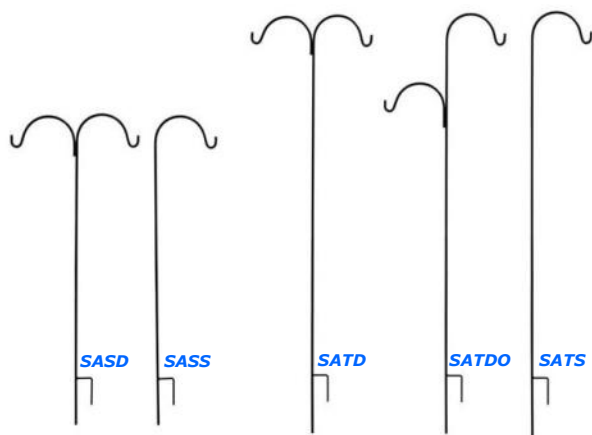
DURTAD2 1/cs. 2 Arm. 63" to 94" tall. 13" Reach. **Individually boxed.**

DURTAD1 1/cs. 1 Arm. 63" to 94" tall. 13" Reach. **Individually boxed.**



4 Prong Anchor!

Shepherd Staffs: Round Bar



Our Economy series staffs are made with 1/2" round steel. We specify **cold finished 1018 grade** material instead of hot rolled (softer) for maximum rigidity. Note: S580 and D580 "Super Duty" staffs feature **heavier 5/8" round steel shafts**.

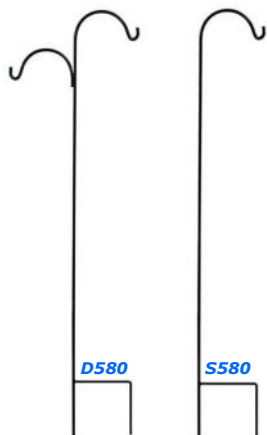
1/2" Round Economy

- SASD** 10/cs. 65" Short double.
 - SASS** 10/cs. 65" Short single.
 - SATD** 10/cs. 91" Tall double.
 - SATDO** 10/cs. 91" Tall double offset
 - SATS** 10/cs. 91" Tall single.
- All arms have a 13" reach*



See Display Pg 41.

Note: SASD, SATS, SATD, SATDO must ship on pallets via common carrier. The cases exceed size for FedEx Ground shipping. 200# Minimum order.




SUPER DUTY

5/8" Round Economy "SUPER DUTY"

- D580** 6/cs. 2 Arm. 93" tall
 - S580** 6/cs. 1 Arm. 93" tall
- All arms have a 13" reach*

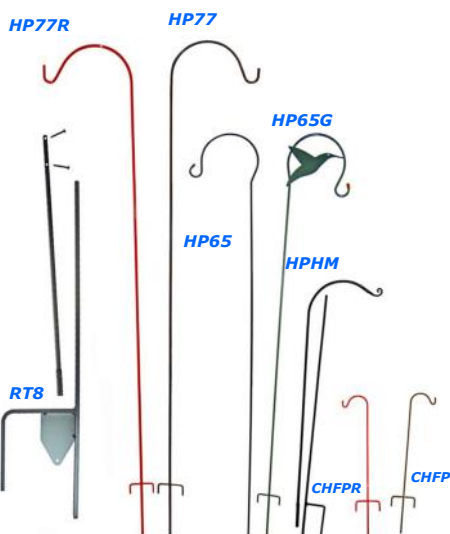
Note: D580 and S580 must ship on pallets via common carrier. The cases exceed size for FedEx Ground shipping. 200# Minimum order.



Note: All Staffs below are FedEx Ground shippable! No minimum other than full case packs

1/2" Round Memorial Series

- MR** 6/cs. 47" Plain. 13" reach.
 - MRA** 6/cs. 47" With angel. 13" reach.
- ### Flag Holder
- FH4** 6/cs. 15" Wide, 44" High. For 13" Flags. Black vinyl end caps. Steps 6" into ground.
- 5/16 Round is 25% sturdier than the imports!*

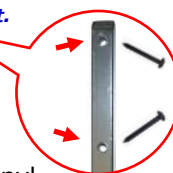


Note: All Staffs below are FedEx Ground shippable! No minimum other than full case packs

Bluebird Pole Hummingbird Staffs

- RT8** 6/cs. Bluebird pole *Two mounting holes in upper removable shaft.* (2 Piece) 70" tall. (58" In ground) *screws provided.*
- HP77R** 6/cs. Red. 77" tall. Made with 3/8" steel rod.
- HP77** 6/cs. Black. 77" tall. Made with 3/8" steel rod.
- HP65** 12/cs. Black with red vinyl cap. 65" tall. 5/16" steel rod.
- HP65G** 12/cs. Green finish with hummer silhouette and red vinyl cap. 65" tall. Made with 5/16" rod.
- HPHM** 6/cs. Two piece hand forged wrought iron pole. 76-1/2" tall. Steps 6-1/2" in ground. Made with 3/8" square steel. *Also available individually packed. See "HPHMIP" in pricelist.*
- CHFPR** 6/cs. Red "container" hummingbird feeder hanger for planters & flower boxes. 24" tall, 4" reach, 5.5" in ground depth. Made with 1/4" steel wire.
- CHFP** 6/cs. Black "container" feeder hanger as above.

Note: Removable upper shaft allows for quick and easy end of season cleanout.





Staffs, Accessories, Deck/Baluster Hangers

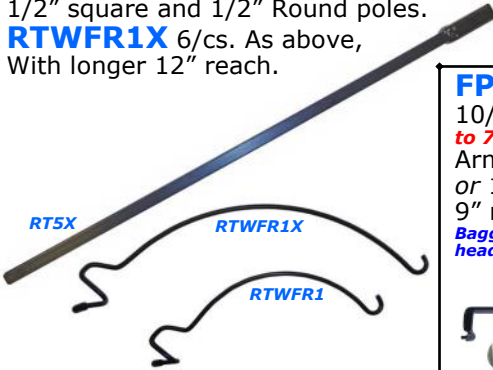
Made in the USA

Shepherd Staff Accessories

RT5X 6/cs. 18" Staff extender
Fits RT3, RT3D, RT3SD, RT3DSD, RT3QSD Staffs.

RTWFR1 10/cs.
8" Quick Connect™ hanger fits
1/2" square and 1/2" Round poles.

RTWFR1X 6/cs. As above,
With longer 12" reach.



FPAR2
10/cs. **Works down to 7/16" Square!**
Arm for 1/2" square or 1/2" round poles.
9" reach. **Individually Bagged. Topped with a header card for easy display.**



Decorative Scroll Staffs


OSS1 6/cs.
OSS2 6/cs.




Removable Mounting Plate



Both feature **Stability Blades** and **removable mounting plates**. Made with 7/16 Square Stock. 72" Overall Height.



Deck Hangers



Screw Mount **Platinum Cap/Wrought Iron**

RB1SC 4/cs. Single arm fixed. 39" overall ht., 16-1/2" reach. 1/2" Rd.
RB2SC 4/cs. Single arm adjustable 45" max. ht, 16-1/2" reach. 1/2" Rd.
RB2DSC 4/cs. Two arm adjustable 42" max. ht., 16-1/2" reach. 1/2" Rd.
SRB3SC 6/cs. Long swing arm hanger. 27" height, 44" reach. 1/2" Rd.
SSRB3SC 4/cs. Short swing arm hanger. 20" height, 23" reach. 1/2" Rd.
RT2FD 6/cs. **Offset** to clear deck hand rail. 36-1/2" tall, 13" reach. 1-5/8" offset clears top caps. 7/16" Sq.
SAFD 6/cs. Single arm fixed. 39" overall height, 13" reach. 3/8" Rd. wire. Light Duty. No label.



Wrought Iron Baluster Mount

WIPH 4/cs. Clasps to **vertical iron fence and porch spires** from **7/16" to 3/4" square**. 32" above rail hang point. Extends out 2-1/2" from baluster.

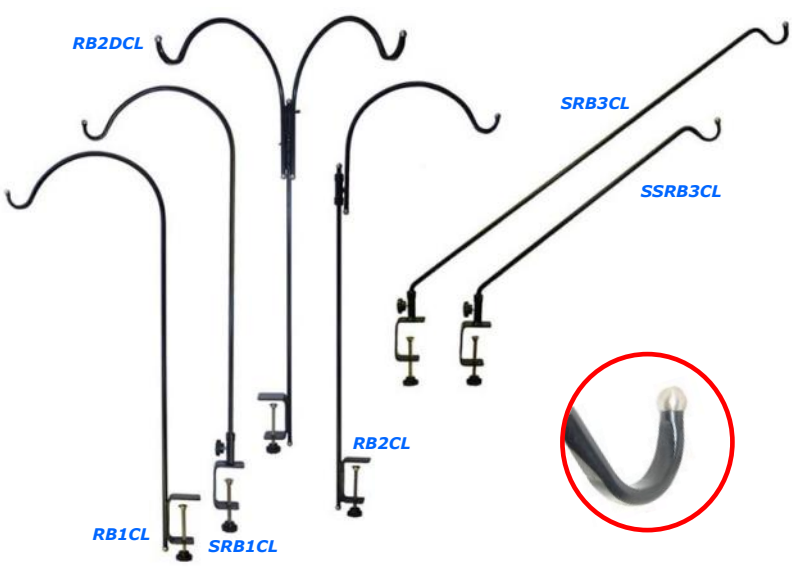
WIPHWD 4/cs. Same as WIPH but clasps to vertical spires from **1" to 1-1/2" Square**.

Spires this thick are typically made of wood



WIPH/WIPHD include specially formed 1/8" thick plates which provide "iron clad" holding power for extreme 30# capacity.

Clamp Mount Deck Hangers



Premium Platinum Cap

Clamp Mount - 1/2" Round

- RB1CL** 6/cs. Fixed arm. 39" overall height, 16-1/2" reach.
- SRB1CL** 6/cs. **Swivel** single arm. 43" overall height, 16-1/2" reach.
- RB2DCL** 5/cs. Double arm adjustable. 42" max height, 17" reach.
- RB2CL** 6/cs. Single arm adjustable. 45" max. height, 17" reach.
- SRB3CL** 6/cs. Swing arm hanger. 27" height, 44" reach.
- SSRB3CL** 6/cs. Swing arm hanger. 20" height, 23" reach.



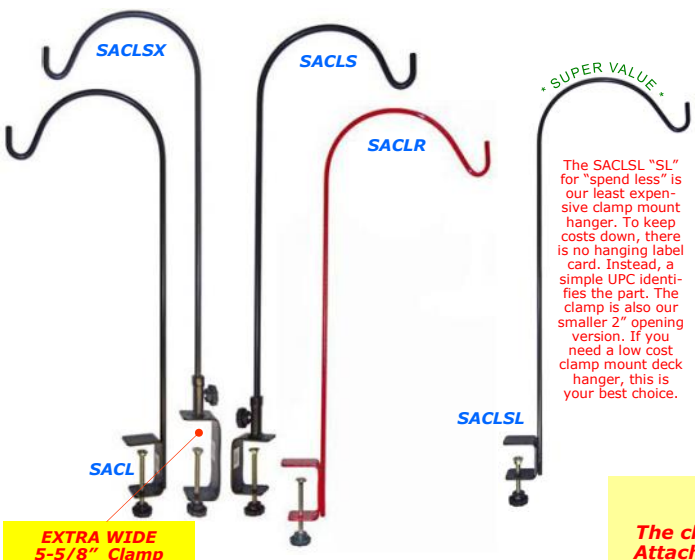
Wrought Iron

Clamp Mount - 7/16" Square



- RT2BRO** 4/cs. Adjustable. Extends 37" - 64" in height. **20" Reach.** Designed for **Brome** Feeders. 20" reach is necessary to prevent squirrel access.
- RT2CL** 6/cs. Clamp mount hanger. 36-1/2" tall, 13" reach.
- RT2CLV** 4/cs. Clamp mount hanger. **Arm Lifts out to reposition.** 44" tall, 13" reach.
- RT2D** 5/cs. Clamp mount double arm hanger with **Repositionable arm.** 43" tall, 13" reach.

Note: All Erva deck hanger clamps open to a full 3-1/2" to accommodate the majority of deck hand rails. For larger applications see our **SACLSX 5-5/8" clamp** below.



Economy

Clamp Mount - 1/2" & 3/8" Round

- SACL** 6/cs. Fixed arm. 33" tall, 12" reach. (1/2" Rod).
- SACLSX** 2/cs. Extra large clamp. Swing arm. (1/2" Rod). 37" Tall, 12" reach. **See clamp specifics lower left.**
- SACLS** 6/cs. Swing arm. 37" tall, 12" reach. (1/2" Rod).
- SACLR** 4/cs. Fixed arm. 31" tall, 12" reach. (3/8" Rod). Light Duty. **Red.** For hummingbirds. No hanging label.
- SACLSL** 6/cs. Fixed arm. 31" tall, 12" reach. (3/8" Rod). Light Duty. **Black.** No hanging label. Smaller 2" Open clamp.

*** SUPER VALUE ***
The SACLSL "SL" for "spend less" is our least expensive clamp mount hanger. To keep costs down, there is no hanging label card. Instead, a simple UPC identifies the part. The clamp is also our smaller 2" opening version. If you need a low cost clamp mount deck hanger, this is your best choice.

EXTRA WIDE 5-5/8" Clamp Opening

The SACLSX Clamp has an opening large enough to fit over horizontal members from 2" to 5-5/8"
The clamp will not work on members thinner than 2" - by design. Attaching the clamp to members under 2" increases leverage and stress on the threaded portion which may cause bending.



Made in the USA

Hand Forged Wall Hangers



HF1

HF1S



HF2

HF2S

Only Erva provides appropriate **hardened** screws plated in a new corrosion resistant finish called "**black zinc**" to perfectly match the black color of these premium quality hooks.



Premium Hand Forged Square Iron

HF1 6/cs.
14" hand forged wall hanger. 3/8" square iron.

HF1S 6/cs.
10" hand forged wall hanger. 5/16" square iron.

HF2 6/cs.
12" hand forged wall hanger. 3/8" square iron.


HF2S 6/cs.
9" hand forged wall hanger. 5/16" square iron.

HF7 6/cs.
24" hand forged wall hanger. 7/16" square iron.

HF7S 6/cs.
17" hand forged wall hanger. 7/16" square iron.

HF3 6/cs.
12" hand forged wall hanger. 3/8" square iron.

HF3S 6/cs.
8" hand forged wall hanger. 5/16" square iron.




HF7

HF7S

HF3

HF3S



HF7R

HF7R 4/cs.
24" hand forged hanger. 7/16" square iron.

With 3/8" square reinforcing bar.

HF6 6/cs.
30" hand forged wall hanger. 7/16" square iron.

HF6S 6/cs.
20" hand forged wall hanger. 7/16" square iron.

HAND FORGED ENDS




HFDISPLAY
(See Pg.41
and Pg.53)

Wall Hangers



Wrought Iron
7/16" Square



RT1 6/cs.
Wall mount hanger. 12" reach.
RT1XL 6/cs.
Wall mount hanger. **New!** 16" reach.
RT6 6/cs.
Angled hanger. 20" reach.
RT7 6/cs. Angled hanger. 12" reach.



Premium Platinum Cap
1/2" Round



WB1 6/cs.
Wall bracket with a 16-1/2" reach.
WB2 6/cs.
Adjustable arm moves side to side & up and down.
16-1/2" reach.
WB3 6/cs.
Heavy duty large wall bracket. 27-1/2" reach.



Economy
3/8" Round



WMH1 4/cs.
Black Wall Mount Hanger, Single Arm - 12" Reach.
15# capacity.
WMH2 4/cs.
Black Wall Mount Hanger Double Arm - 12" reach.
15# capacity.



Economy
5/16" Round



SA5PW 6/cs.
Black. Five position adjustable wall bracket.
17" reach. 10# capacity.

Flower Pot Holders

Made in the USA



B12PL 4/cs. Pole Mount. Black.
Simply drop into any Erva 1" Diameter Pole.



B12CL 4/cs. Clamp Mount. Black.
Fit's all handrails.



B12SC 4/cs. Pole Mount. Black.
Includes Screw Plate. Easily Removed For Winter Storage.



B12FX 4/cs. 4X4 Mount. Black.
See Pg.20: "4x4 Post Dimensions Explained"




B12FXA 2/cs. 4X4 Mount. With 4 20" reach arms. Black. See Pg.20: "4x4 Post Dimensions Explained"

Container Sets

Made in the USA




CGHH



12" Planter Holder Included

36" Total Length

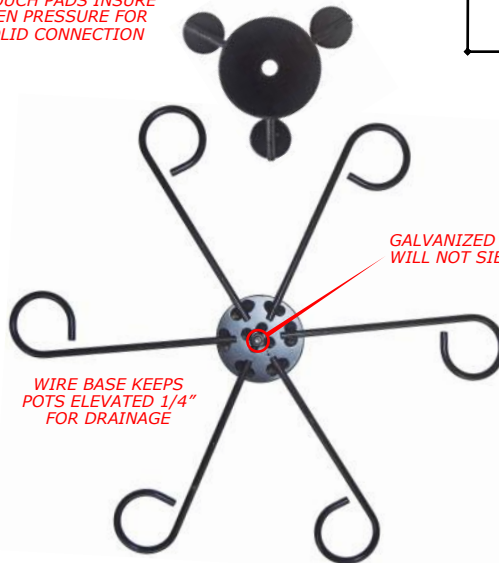
3 Quick Connect™ Hooks Included



This is the same set as the CGHH Featured at left but without the 3 quick connect hooks.

CGB12PL 1/cs.
Container Garden Basket / Pole Set.

SPECIAL WASHER ALLOWS DRAINAGE. 3 TOUCH PADS INSURE EVEN PRESSURE FOR SOLID CONNECTION



GALVANIZED FASTENERS WILL NOT SIEZE UP

WIRE BASE KEEPS POTS ELEVATED 1/4" FOR DRAINAGE



SHOWN WITH POLE AND BASE FULLY ASSEMBLED IN POT

CGHH 1/cs.
Container Garden Hummingbird Pole Set. Includes 3 Quick Connect arms to hang feeders.

CGHH Box Label Includes Complete Instructions On Back Side. No Tools Required For Assembly!



Container Garden Hummingbird Hardware set above—CGHH Includes the 12" pot holder and three Quick Connect™ arms. Assembly is quick and easy.

- 1) Place large pot (must have center hole) -up to 16" diameter base onto the base support.
- 2) Place the washer with three pads in the pot and over the protruding screw.
- 3) Thread the 24" tube with threaded end onto the protruding screw until tight.
- 4) Fill Pot with soil and plant flowers.
- 5) Add the extender tube, arms and the basket on top.
- 6) Add hummingbird feeders. No tools required!

Add Erva Quick Connect™ pole extenders and accessories to either set to create a bird feeding garden right in your container!

31



Hardware Sets


4X4 Post Mount Flower Pot Sets

GFX4T 1 set per case.
Lawn Hardware for 4x4 mount flower pot holder Includes Twist In Ground Socket. See Pg.16: "4x4 Post Dimensions Explained"



4X4 post not included

GFX4AT 1 set per case.
Lawn Hardware for 4x4 mount flower pot holder Plus four 20" Arms. Includes Twist In Ground Socket. See Pg.20: "4x4 Post Dimensions Explained"



4X4 post not included

No more pounding with big hammers! Simply assemble and then twist in by hand, or mount on patio stand.

Tubular Pole Mount Flower Pot Set

GBPLT 1 set per case.
Lawn Hardware for Pole Mount Pot Holder. Features 28" Pole and our Twist In Ground Auger.



Plant Protection "Bunny Barricade"



Attractive Label:



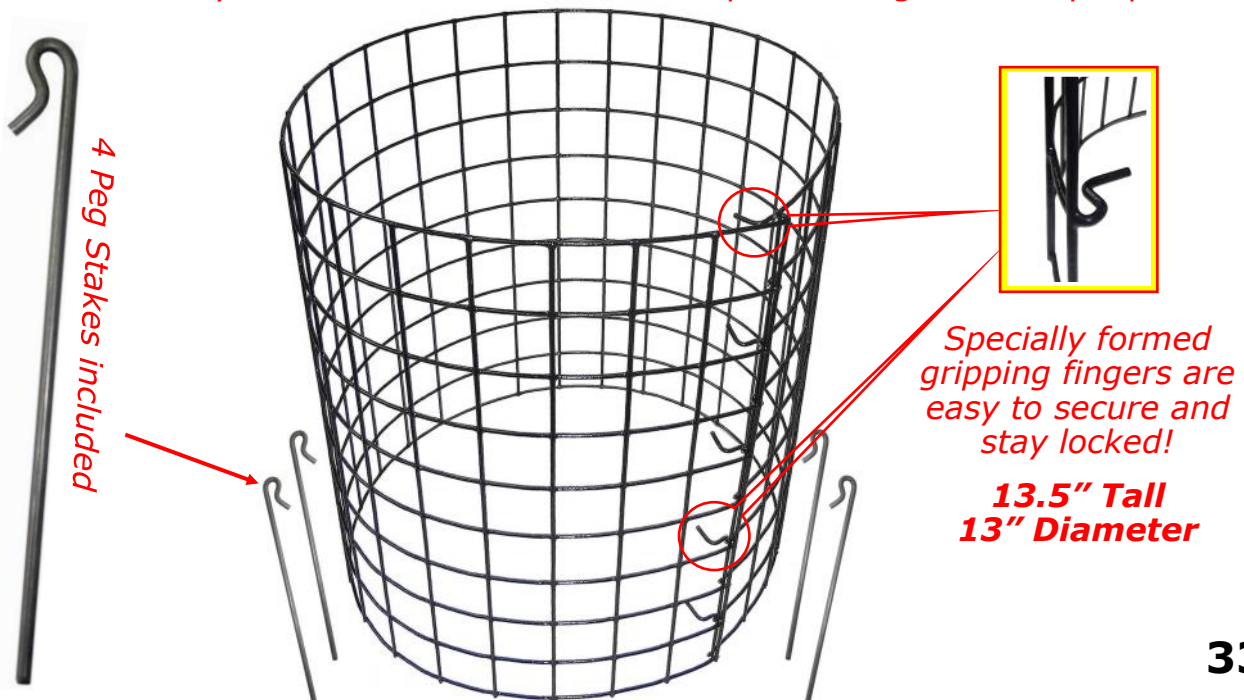
**Protect special plants
against rabbits in summer**
**Protect roses against
frost by adding mulch
in winter**



BB1000 10/cs.
Quick Connect™ Protection for special
plants and vegetables. **Galvanized and
Coated Wire. Includes 4 pegs.**

EASILY EXPANDABLE / STACKABLE
May be stacked and secured with plastic
zip ties (Not Included)

***** Expandable! Easy to connect 2 or more units to protect large or multiple plants.*****



Bird Baths



All Erva dishes are made with non-toxic BPA Free plastic

Inserts

-14" Dishes

- D14GR** Green
 - D14CL** Clay
 - D14BL** Black
- 6/cs. 14" diameter.

-17" Dishes

- D17GR** Green
 - D17CL** Clay
- 6/cs. 17" diameter.



All Erva 14" dishes feature this label.

Baths

-Deck Rail

- BA1G** 4/cs. Clamp Mount. Green.
- BA2G** 2/cs. Screw Mount. Green

-Ground Level

- BA5G** 4/cs. Ground Level. Green.

-Hanging

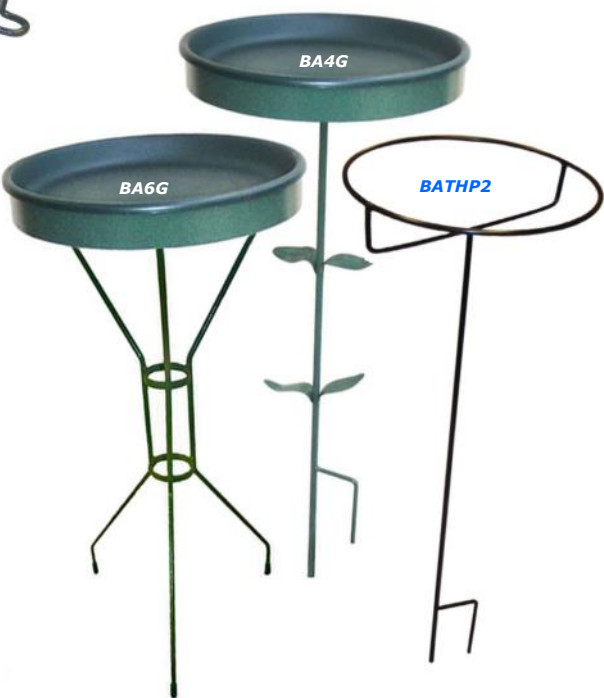
- BA3G** 4/cs. Hanging. Green.

-Patio

- BA6G** 2/cs. Patio Bath. Green. 17" diameter patio bird bath. Stands 30" above ground.

-Step In

- BA4G** 4/cs. 17" diameter pole mount bird bath with decorative leaves. Stands 33" above ground.
- BATHP2** 6/cs. **Stand Only:** Wire stand for 14" Dishes. 30" In ground height. Shaft is 3/8" wire for maximum stability. Accepts **heated** bath dish **D14BH** for an economical "step in" heated bath (Pg. 35)



DRUNIV 4/cs. Our universal dripper fits ANY bird bath. **Stainless steel powder coated dripper**, brass connector, plastic in-line drip control valve, 50 feet of plastic tubing and plastic Y-valve.

Dripper



Bath Brush

BBB 4/cs. Black handle. Blue bristles.



Bird Baths: Heated

Guaranteed Bisphenol A (BPA) free, our U.S. molded dish is **certified** flame retardant.

There is no better, safer heated bath for the birds!

Our 60 watt **thermostatically controlled** baths turn on at **38°F** and off at **68°F**.

One year warranty. **Baths are 14" In diameter** and are powder coated with a gray granite finish. All internal contacts are sealed with shrink tubing to prevent corrosion and each bath is fully insulated.



Note: Energy usage is approximately the same as the energy required to run a 60 watt incandescent light bulb. Note that our heated baths are thermostatically controlled, and not always on.



BA10H 3/cs.
Pole mount.
33" in ground height.
Two-piece pole.
Boxed.



BA5H 3/cs.
Ground level bath.
Boxed.



BA1H 3/cs.
Clamp mount.
Boxed



BA1HSL 4/cs.
Clamp mount.



BA5HSL 4/cs.
Ground Level.



D14BH 4/cs.
14" Diameter Heated insert. Dish only.
Label Included.

PREMIUM GRAY STEEL SUPPORT BAND
ECONOMY BLACK WIRE SUPPORT RING

REPLACEMENT DISH

Note: Packaged In re-shippable box

Note: NOT boxed. Bulk packed with round label.

Economy Baths

BA1SLW 6/cs.
Clamp mount wire ring.



These 5/16" Diameter wire rings hold all Erva 14" Birdbath Dishes, including the D14BH Heated Dish.



BA5SLW 6/cs.
Ground level wire ring.



BA1SL 6/cs.
Clamp mount.
Wire ring. Green Dish.



BA5SL 6/cs.
Ground level Bath.
Wire ring. Green Dish.

Note: NOT boxed. Bulk packed with New round label.



Purple Martin Systems: Castles

..... Nature House Brand systems include everything necessary to start a martin colony!

PMC24 Castle "System"

**24 compartment house with 14' pole.
Cable and winch elevating system.**

Includes:

- *14' Pole and ground socket.
- *Nest elevating subfloors.
- *Winter door stops.
- *Vocalizations CD, Decoy and Guide.
- *Easily enlargeable compartments.
- *Detailed Instructions.

House: 28-1/2"x24-5/8"x10" 57 lbs.
 Pole: 85"x3-3/4"x2" 31 lbs.
 (Ships in two boxes. Total weight = 88 lbs.)



Cable and Winch
Elevating Mechanism



"CP24" Replacement Poles also sold separately



TM12 Mini Castle "System"

**12 compartment house with 14' pole.
Rope lanyard elevating system.**

Includes:

- *14' Pole and ground socket.
- *Winter door stops.
- *Nest elevating subfloors.
- *Vocalizations CD, Decoy and Guide.
- *Easily enlargeable compartments.
- *Detailed Instructions.

House: 21-1/2"x18-5/8"x4" 18 lbs.
 Pole: 80"x3-1/4"x2" 21 lbs.
 (Ships in two boxes. Total weight = 37 lbs.)



Rope Lanyard
Elevating Mechanism



"SSP" Replacement Poles also sold separately

36

Purple Martin System: MSS12R



..... Nature House Brand systems include everything necessary to start a martin colony!



MSS12R "System"

12 compartment house with 14' pole and lanyard elevating system.

Includes:

- *14' Pole and ground socket.
- *Nest elevating subfloors.
- *Winter door stops.
- *Vocalizations CD, Decoy and Guide.
- *Easily enlargeable compartments.
- *Detailed Instructions.


House Box: 22"x20"x8" 16 lbs.
 Pole Box: 80"x3-1/4"x2" 21 lbs.
 (Ships in two boxes. Total weight = 36 lbs.)



Rope Lanyard
Elevating Mechanism



"SSP" Replacement Poles also sold separately



MSS12RSAS "Addition"

Assembled Single Story Addition

1/cs. Includes all the features of our MSS12R.



Examples of houses with additional floors.

Adding more than one story requires the addition of a winch due to added weight. See our item WCK on page 39.





Purple Martin House

Though the M12K has been updated with modern amenities, this is the product that in 1962 revolutionized purple martin housing by providing a safe and clean nesting opportunity for this beneficial species. Generations of martins have fledged millions of birds from this house.

M12K House Only 12 compartment house.

Includes:

- *Nest elevating subfloors
- *Winter door stops.
- *Vocalizations CD, Decoy and Guide.
- *Easily enlargeable compartments.
- *Detailed Instructions.

Boxed: 21-3/8"x18-3/4"x4-7/8" 12 lb



There are two pole options for this house. Please see below.

Telescoping Poles

..... Not designed to support wooden martin houses, or any house exceeding 10#



MPQ Pole

3-Section **14' telescoping pole**. Quick lock clamps allow speedy adjustment.


Fits M12K Or other aluminum houses weighing **not more than 10#**.

79-1/4"x3-3/4"x2-Pole 28 lbs.

Made with 14 Gage Tubing (.083 wall thickness)

- Ships Fully Assembled
- Ground Socket Included
- Padlock and Key Included

38



Our lowest cost economy

DP16 Pole

3-section **14' telescoping pole**, Posi-lock™ pins, for fast adjustment.

Fits M12K Or other aluminum houses weighing **not more than 10#**.

72-1/4"x3-1/4"x2" 13 lbs.

Made with 18 Gage Tubing (.049 wall thickness)

TGS Ground Socket

22" Length

Fits SSP Poles (the poles supplied with MSS12R and TM12 Houses) Includes clamping Hardware.



MPS Ground Socket

30" Length

Fits: PMC24, DP16, and MPQ Poles Includes clamp hardware.

Martin House Accessories

Made in the USA



- BD6** 1/cs. **Blank Doors** for use with enlarged compartments. 6 pack. Bagged with hang tab. **Use blank doors to close second room when enlarging compartments.**
- BD12** 1/cs. **Blank Doors** As above in boxes of 12.
- CD6** 1/cs. **Crescent Doors** prevent entry by starlings. 6 pack. Bagged with hang tab.
- CD12** 1/cs. **Crescent Doors** As above in boxes of 12.



- DN1** 1/cs. **Replacement Subfloors** for MSS12 house **Dri-nest subfloors** raise nest 1/4" above floor for drainage and airflow. Set of 12. Boxed.
- DN2** 1/cs. **Replacement Subfloors** for: TM12 and PMC24. Set of 12. Boxed.
- DN3** 1/cs. **Replacement Subfloors** for M12K. Set of 12. Boxed.



- PD1** 1/cs. **Porch Dividers** help prevent aggressive birds from dominating entire floors. Set of 8. **Fits all houses.** Bagged with hang tab.
- WDS6** 1/cs. **Winter Door Stop plugs** fit all models. Set of 6 Bagged with hang tab.
- WDS12** 1/cs. As above in set of 12 Bagged with hang tab.



- WCK** 1/cs. **Winch conversion kit.** Converts any rope lanyard elevating system to a winch cable system. Boxed **Includes padlock for added security.**



- DECOY** 6/cs. Quickly attaches with **exclusive spring clip.** Decoys help attract martins and protect. Hawks will often attack a decoy as it appears to be an easy target, giving birds a chance to disperse.
- CDV1** 1/cs. Morning vocalizations digitally recorded at a **300 pair colony.** A Proven attraction tool.



- MHPASS** 1/cs. Martin house perch. Fits DP-16, MPQ and PMC24 Poles. 3 Arms extend out 24" from pole. **Replaces MHPA.** Boxed.

- ENZYMES** 1/cs. Pest control the natural way. 16 oz spray bottle. Also works very well as an end of season cleaning agent.



Sparrow Control Devices



- SD1** 1/cs. "Spare-O-Door" Temporarily replaces any door on all martin houses and turns it into a sparrow trap. Fully assembled. Complete instructions. Boxed.
- ST1** 1/cs. Live sparrow trap. Will not harm birds. Two trapping compartments. Baited with bread. Fully assembled. Plain brown box.




Owl Guards

Improved access now on all guards

Owl Guards fasten with 4 stainless steel clips per panel. No assembly required. Just clip into place.

- OG1N** 1/cs. Owl Guard for MSS12R and M12K
- OGTMN** 1/cs. Owl Guard for TM12
- OGPMC** 1/cs. Owl Guard for PMC24



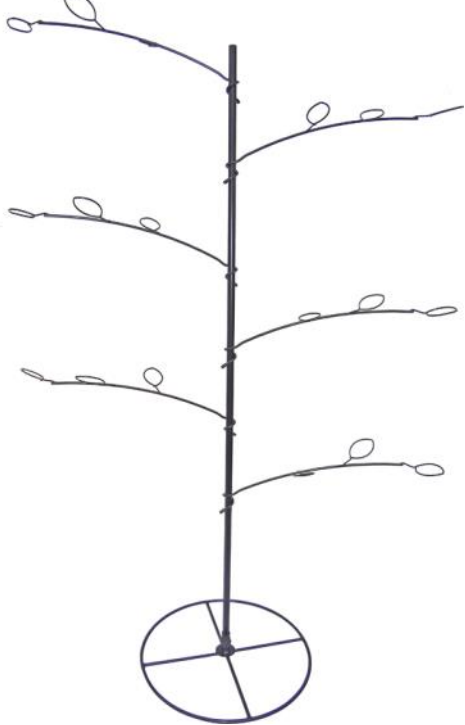
Store Displays

COD Displays

Made in the USA




COD1 1/cs.
Display stand featuring a 3 piece 80" pole PAT1 Patio Base, 6 FPWF1 and 6 FPWF2 Hangers.
Ships in one box.



COD2 1/cs.
Display stand featuring A 3 piece 80" pole PAT1 Patio Base and 6 FPWF3 Branch Hangers.
Ships in one box.

COD Display Extras / Options




- FPWF1** 10/cs.
8" reach.
Holds 10 lbs!
- FPWF2** 6/cs.
16" reach.
- FPWF3** 6/cs.
24" reach.
- FPWF4** 6/cs.
12" reach.
- FPWF5** 6/cs.
19" reach.
- FPXTRIO** 4/cs.
3 arm Pole Top Hanger.
- CODR** 4/cs.
14" Dia. Pole Top Ring Hanger.
- FINIAL** 10/cs.
Plastic Finial
- FPX3** 4/cs.
80" Sectional Pole.

Bases

PAT1 3/cs.
Patio base. 1/2" Bar.
24" diameter. For 1" Poles




PAT2 1/cs. (Tan)
Patio base. For 4X4. Includes screws. 24" Diameter.



PAT3 1/cs.
Patio base. Solid plate.
24" diameter. For 1" poles.



PAT5 1/cs.
Retail store base. For three 4x4 posts. 24" Diameter.



FPMERCH 1/cs.
In-store pole setup aid. Your customers can combine and test 1" poles with accessories before Purchase. 17" Diameter X 10"H.



PAT4 1/cs.
For BA4, BA10H or any 1/2" round item.



Call us about custom display packages.
We assemble special displays and drop ship for several companies.
We proudly build the Cohasset wind chime display!

IMPORTANT See Pg 20 for 4X4 Post size considerations

Display Fixtures



CLHALF - For 30+ clamp on products. This display can hold the following: BA1B, BA1G, BA1H, FP6NF, RB1CL, RB2CL, RB2DCL, RT2CL, RT2CLV, RT2D, SACL, SACLs, SRB1CL, SRB3CL, SSRB3CL, WIPH, WIPHD, RT2FD and all Erva S Hooks.
30"L x 22-1/2"W x 40"H.
See Available Fully Loaded Display Package on [PAGE 43 AND 47](#)



FHDISP - Holds 37 FH4, HP65, HP65G, HP77, HP77R poles. Also MWFPLW, JCPPLW, CLFPLW.
27"L x 20"W x 9"H.
See Recommended Fully Loaded Display Package on [PAGE 48](#)



HKBRD - Holds an assortment of 360 pre-selected branch, "S" and extension hooks.
24"L x 20"W x 82"H. Ask about custom configurations built to suit you.
See Recommended Fully Loaded Display Package on [PAGE 46](#)



HFDISPLAY - For up to 64 HF series hangers. The HF display can hold the following: HF1, HF1S, HF2, HF2S, HF3, HF3S, HF6, HF6S, HF7 & HF7S and HF7R. Without casters. 37"L x 32"W x 87"H.
See Recommended Fully Loaded Display Package on [PAGE 53](#)

PLDISPLAY - For 12 tubular poles and 12 ground sockets. Also includes 10 pegs to hold accessories. The PL display can hold the following: FP1, FP1NF, FP2, FP2NF, FP3, TWISTER, FP1GS, FP1GSX, RNDTOP, FPXTRIO, PAT1, SB8 and SB8SE.
20"L x 23"W x 20"H.
See Recommended Fully Loaded Display Package on [PAGE 49](#)



R58DISPLAY - The R58 display can hold 26 of the following: RT3, RT3D, RT4, RTAD1, RTAD2, S580, D580. 31"L x 30"W x 9"H.
See Recommended Fully Loaded Display Package on [PAGE 51](#)



SAODR Indoor/Outdoor metal rack. Holds over 100 Staffs! Holds all "Round Material" Erva pole products. 1/4", 5/16", 3/8", 1/2" and 5/8". 18"L x 24"W x 15"H. This rack does not hold square iron staffs.
See Recommended Fully Loaded Display Package on [PAGE 52](#)



SDSTAND - For Super Duty RT3SD, RT3DSD, RT3QSD, S580 & D580. Also RT3, RT3D series shepherd staffs. Holds 22 Total: 8 ea. 5/8" Square Staffs plus 14 ea. 5/8 Round or 1/2" square staffs.
23"L x 30"W x 9"H.
See Recommended Fully Loaded Display Package on [PAGE 44, 45 AND 50](#)

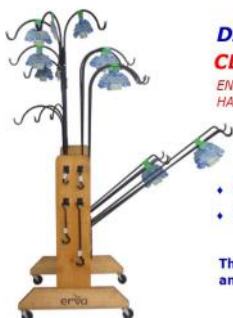


Display Packages



The following 12 pages contain complete packages. The selections were developed after many years of service to our independent brick and mortar specialty retailers and Independent Garden Centers (IGC)- hence the name IGC displays. The selections are here for your convenience. We are also willing and able to suggest and assemble starter displays based on your particular selling goals. Please contact us to discuss the possibilities.

A



**DISPLAY PACKAGE A
CLPC-IGC-2018**

ENGINEERED TO MERCHANDISE DECK HANGERS + S HOOKS

- Deck Hangers - Clamp Mount
- S Hooks

This package consists of 95 SKU's and the display unit on wheels.

PLEASE CALL FOR PRICING

B



**DISPLAY PACKAGE B
SDSS-S IGC-2018**

ENGINEERED TO MERCHANDISE ERVA PREMIUM SERIES SUPER DUTY SHEPHERD'S STAFFS

- 5/8" Square Steel Staffs (3 Styles)

This package consists of 10 SKU's and the display unit on wheels.

PLEASE CALL FOR PRICING

C



**DISPLAY PACKAGE C
SDSS-R IGC-2018**

ENGINEERED TO MERCHANDISE ERVA ECONOMY SERIES SUPER DUTY SHEPHERD'S STAFFS

- 5/8" Round Steel Staffs (2 Styles)

This package consists of 12 SKU's and the display unit on wheels.

PLEASE CALL FOR PRICING

D



**DISPLAY PACKAGE D
HB-IGC-2018**

ENGINEERED TO MERCHANDISE A COMPREHENSIVE SELECTION OF HOOKS

- S Hooks
- Extension Hooks
- Branch Hooks
- Threaded Ceiling Hook
- Pegs / Sign Included With Display

This package consists of 361 SKU's In 28 styles and display unit on wheels.

PLEASE CALL FOR PRICING

E



**DISPLAY PACKAGE E
CL-IGC-2018**

ENGINEERED TO MERCHANDISE DECK AND WALL HANGERS + S HOOKS

- Deck Hangers - Clamp Mount
- Deck Hanger - Screw Mount
- Baluster Hangers
- Branch Hook
- S Hooks

This package consists of 93 SKU's and the display unit on wheels.

PLEASE CALL FOR PRICING

F



**DISPLAY PACKAGE F
HFP-IGC-2018**

ENGINEERED TO MERCHANDISE BALUSTER MOUNTED HANGERS AND BASKET HOLDERS

- Hummer Poles - Black - Economy (5/16")
- Hummer Poles - Green - Silhouette (5/16")
- Hummer Poles - Heavy Duty - Black (3/8")
- Hummer Poles - Heavy Duty - Red (3/8")

This package consists of 36 SKU's and the display unit on wheels.

PLEASE CALL FOR PRICING

G



**DISPLAY PACKAGE G
BH-IGC-2018**

ENGINEERED TO MERCHANDISE A FULL SELECTION OF POLES AND ACCESSORIES

- Poles (2 Lengths)
- Pole Top Mounting Plate
- Pole Top 3 Arm Hanger
- Squirrel Baffle
- Ground Sleeve
- Ground Auger
- Patio Base
- Extra Quick Connect™ Hook

This package consists of 53 SKU's and the display unit on wheels.

PLEASE CALL FOR PRICING

H



**DISPLAY PACKAGE H
SDSS-IGC-2018**

ENGINEERED TO MERCHANDISE SUPER DUTY SHEPHERD'S STAFFS

- 5/8" Square Steel Staffs (3 Styles)
- 5/8" Round Steel Staffs (2 Styles)

This package consists of 22 SKU's and the display unit on wheels.

PLEASE CALL FOR PRICING

I



**DISPLAY PACKAGE I
SSS-IGC-2018**

ENGINEERED TO MERCHANDISE STANDARD DUTY SHEPHERD'S STAFFS

- 1/2" Square Staffs (3 Styles)
- 18" Staff Extender

This package consists of 24 SKU's and the display unit on wheels.

PLEASE CALL FOR PRICING

J



**DISPLAY PACKAGE J
ESS-IGC-2018**

ENGINEERED TO MERCHANDISE ECONOMY SHEPHERD'S STAFFS

- 1/2" Round Staffs (6 Styles)

This package consists of 56 SKU's and the display unit.

PLEASE CALL FOR PRICING

K



**DISPLAY PACKAGE K
WH-IGC-2018**

ENGINEERED TO MERCHANDISE OUR PREMIUM HAND FORGED WALL MOUNT HANGERS

- Light Duty (5/16" Square) Wall Hangers
- Medium Duty (3/8" Square) Wall Hangers
- Super Duty (7/16" Square) Wall Hangers

This package consists of 64 SKU's and the display unit.

PLEASE CALL FOR PRICING



1-800-342-3782
www.ervadirect.com

See Page 41 for Display Unit Details

©2/21/2018



Thank You, From Your Erva Team!

erva[®]

Call: 1-800-342-3782

Fax: 1-800-342-3781

Web: www.ervadirect.com

e-mail: ervatool@sbcglobal.net

ervadirect.com