

Switches & Motor Controls

Table of contents

| | | | |
|---|------------|--|------------|
| Switch families | E-2 | Commercial switches 15A & 20A continued | E-18 |
| ArrowLink modular connectors | E-4, E-5 | AC toggle combination switches | |
| Build-to-spec | E-6 | Single-pole with additional switch: 15A | E-18 |
| Industrial switches 15A, 20A & 30A | E-7 | Single-pole with pilot light: 15A | E-18 |
| AC toggle switches | | 3-Way with additional switch: 15A | E-18 |
| 15A, 20A, 30A, 120/277V/AC | E-8 | 3-Way with pilot light: 15A | E-18 |
| 15A, 347V/AC | E-8 | Single-pole with receptacle: 15A | E-18 |
| 20A, 347V/AC | E-8 | 3-Way with receptacle: 15A | E-18 |
| AC three-position toggle switches | | Manual motor controllers | E-19, E-20 |
| Maintained contact: 20A, 120/277V/AC | E-9 | Motor control quick reference guide | E-21 |
| Momentary contact: 15A, 20A, 120/277V/AC | E-9 | Motor control switch enclosure guide | E-21 |
| AC locking switches | | Single-phase, 2-pole motor controllers | |
| Corbin type 20A, 120/277V/AC | E-10 | 30A, 600V/AC | E-22 |
| 15A, 20A, 30A, 120/277V/AC | E-10 | 40A, 600V/AC | E-23 |
| | | 60A, 600V/AC | E-25 |
| Construction switches | E-11 | Three-phase, 3-pole motor controllers | |
| AC toggle switches; back & side wire | | 30A, 600V/AC | E-22 |
| 15A, 20A, 120/277V/AC | E-12 | 40A, 600V/AC | E-24 |
| | | 60A, 600V/AC | E-25 |
| Commercial switches 15A & 20A | E-13 | Three-position maintained contact motor controllers | |
| AC decorator switches | | 10/20A, 20/30A, 250/125V/AC | E-26 |
| 15A, 20A, 120/277V/AC | E-14, E-15 | 20/30A, 600/250V/AC | E-26 |
| 15A, 20A, 347V/AC | E-15 | X-switch motor control switches | E-27 |
| AC toggle switches, back & side wire | | Three-phase, 3-pole motor controllers & disconnects | |
| 15A, 20A, 120/277V/AC | E-16 | 3-Pole: 30A/40A/60A, 600V/AC | E-28 |
| AC toggle switches, side wire | | X-switch motor controllers & disconnect technical specs | E-29 |
| 15A, 20A, 120/277V/AC | E-16 | Motor control disconnect switches | E-30 |
| AC decorator combination switches | | Non-fused manual disconnect switches | |
| Single-pole with additional switch: 15A | E-17 | 3-Phase: 30A, 60A, 600V/AC | E-31 |
| Single-pole with additional switches: 15A | E-17 | 3-Phase: 100A | E-32 |
| 3-Way with additional switch: 15A | E-17 | Fused manual disconnects | |
| Single-pole with receptacle: 15A | E-17 | 3-Phase: 30A, 60A, 600V/AC | E-33 |
| | | Specification information | E-34 |

Switch families

Engineered for years of safe, dependable service

Arrow Hart's complete offering of switches are designed with a host of features that save time and labor, and are thoroughly tested to ensure reliable electrical and mechanical performance



Industrial grade switches

Top-of-the-line design, quality and materials provide superior performance in heavy-duty applications. Available in toggle, lighted, pilot light, Corbin and locking versions.



X-switch NSF certified motor control switches

Specifically designed for use in harsh industrial environments, the x-switch withstands repeated exposure to hosedown, corrosive elements and a variety of contaminants.



Commercial grade switches

A wide range of toggle and decorator switch solutions designed to provide reliability and performance in commercial environments.



Motor control switch enclosures

Available to suit a wide variety of indoor, outdoor and hazardous environments, our enclosures are designed to protect switches from contaminants, provide OSHA compliance, and safely contain wiring.



Motor control switches

Built tough to provide dependable manual motor control for applications up to 60A, our switches are also available in combination with a variety of enclosures for indoor and outdoor applications.



Disconnect switches

Available in both fused and non-fused designs, these devices combine HP-rated switches in compact, durable, watertight enclosures that are NEMA Type 3R, 4X or 12 rated and fulfill NEC Article 430 requirements.

ArrowLink modular connectors

ArrowLink

Arrow Hart's factory terminated ArrowLink system revolutionizes device installation, unleashing ground breaking labor savings in installation and maintenance by eliminating leaded terminal connections and taping. Use ArrowLink on your next job to reduce labor costs, eliminate installation errors, save money and win!


Features & benefits

6" #12 AWG ground lead with ring terminal and captive ground screw

Durable polycarbonate housing

Terminal accommodation #12 - #14 AWG, solid only


Copper alloy contacts for superior wire retention and minimized heat rise



How to order



1. Select a device to ArrowLink enable. Catalog pages identify available products—simply add an "M" to the catalog number and the devices will be factory enabled with the ArrowLink device-side connection




2. Choose from leaded or ArrowLink SPD connector versions



3. Place your order and get your ArrowLink devices in bulk packed boxes, shipped within 5 days of receipt of order!

Compliances, specifications and availability are subject to change without notice.

ArrowLink SPD benefits



50% Time savings: SPD accelerates both rough-in & trim out installation



Efficient design: Low profile connection with feed-through capability




30% Reduction In wire volume inside the box versus wire lead terminal

ArrowLink modular connectors

ArrowLink SPD comparative labor savings analysis


Traditional pigtail installation



4:55/Receptacle

Total time required to install 500 pigtail devices:
40.97 Hours

ArrowLink SPD installation



2:25/Receptacle

Total time required to install 500 ArrowLink SPD devices:
20.13 Hours

Time saved with SPD
20.84 Hours

Leaded ArrowLink connectors


| Device type | Description | Catalog no. |
|-------------|----------------------------|------------------------------------|
| Switch | Solid wire leads – 120V | <input type="checkbox"/> MCS120SOL |
| | Stranded wire leads – 120V | <input type="checkbox"/> MCS120STR |
| | Solid wire leads – 277V | <input type="checkbox"/> MCS277SOL |
| | Stranded wire leads – 277V | <input type="checkbox"/> MCS277STR |



MCS120SOL
Leaded ArrowLink connector

ArrowLink SPD connectors

| Device type | Description | Catalog no. |
|-------------|-------------|-----------------------------------|
| Switch | Push-In | <input type="checkbox"/> MCS300PI |



MCS300PI
ArrowLink SPD push-in terminal connector

ArrowLink accessories

| Device type | Description | Catalog no. |
|-----------------|---|-----------------------------------|
| Terminating cap | Circuit completer for job site testing | <input type="checkbox"/> MCS300TC |
| Circuit tester | Tests receptacle & ArrowLink connectors | <input type="checkbox"/> ALTESTER |



ALTESTER
circuit tester

Compliances, specifications and availability are subject to change without notice.

www.eaton.com
www.eaton.com/arrowhart

Work smarter not harder

Arrow Hart custom configured wiring devices can match any of your complex industrial or commercial job needs, simplifying your project and maximizing your bottom line

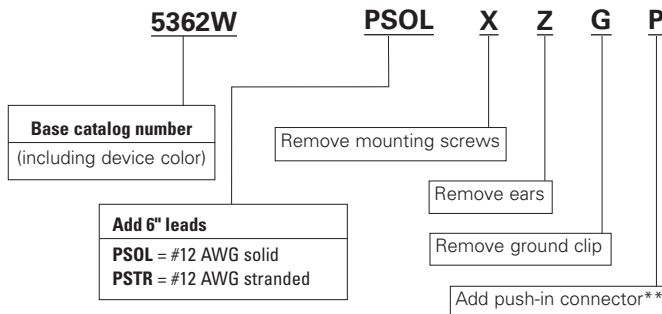
Build-to-spec

For switch devices

Modified at the factory to improve efficiency and speed production at the job site. Arrow Hart's build-to-spec program provides customized device solutions to simplify your project and maximize your bottom line.

Build-to-spec
sample number:
5362W

Arrow Hart 20A 120/277V white single-pole switch, with wire leads and push-in connectors, without mounting screws, ears, split-circuit tab or grounding clip.



BUILD-TO-SPEC
CUSTOM CONFIGURED DEVICES



**For use with leaded devices only. Add "PSOL" to back of device catalog number for 6" of #12 AWG solid or "PSTR" for 6" of #12 AWG stranded. (Example: AH1221WPSTR + Build-to-spec options).

All devices are bulk packed 50 pieces per carton. Minimum order quantity is 100 pieces. Orders under 500 pieces ship within 5 days with larger quantities typically within 10 days.

Build-to-spec options available for the following switches



Commercial grade decorator
7600 series



Industrial grade
AH series



Construction grade
1200 series



Commercial grade
CS series*

* CS series switches not available with leads or push-in connectors

Compliances, specifications and availability are subject to change without notice.

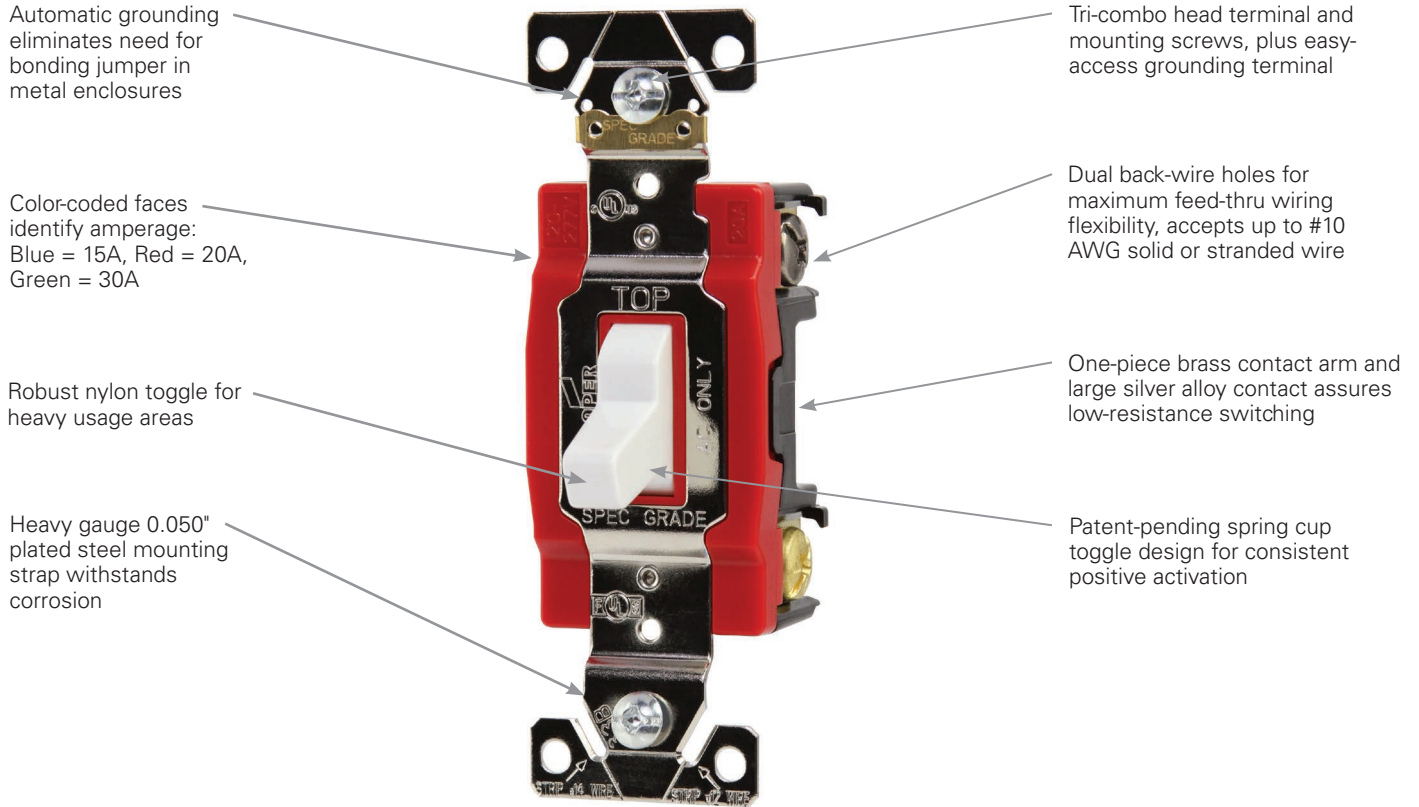
Industrial grade switches



Incorporating the most durable design elements in the industry

Arrow Hart's broad line of industrial grade switches feature superior engineering, reliable performance and ease of installation

Industrial AC switch AH1200, AH1220, 3030 series features & benefits



A complete offering of heavy-duty switches available for any industrial application:




Compliances, specifications and availability are subject to change without notice.

www.eaton.com
www.eaton.com/arrowhart


Industrial grade AC toggle switches

Product description

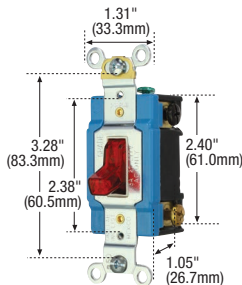
Single-pole, double-pole, 3-way, 4-way
 15A, 120/277V/AC; 15A, 347V/AC
 20A, 120/277V/AC; 20A, 347V/AC; 30A, 120/277V/AC



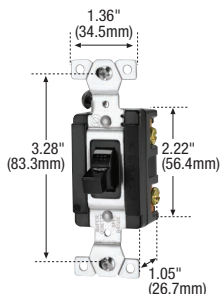
AH1201



AH1223



AH1201PL



AH18201

Premium industrial grade AC toggle switches, back & side wire



| Rating | A | V/AC | Description | Color suffix | Catalog no. | | | | |
|--------|---------|------|---------------------|-------------------------|-----------------------------------|---|---|-----|---|
| 15 | 120/277 | | Single-pole, toggle | B, GY, RD, V, W | <input type="checkbox"/> AH1201__ | ▶ | ◀ | USA | ✓ |
| | | | Double-pole toggle | B, GY, V, W | <input type="checkbox"/> AH1202__ | • | • | • | • |
| | | | 3-Way, toggle | B, GY, RD, V, W | <input type="checkbox"/> AH1203__ | • | • | • | |
| | | | 4-Way, toggle | B, GY, V, W | <input type="checkbox"/> AH1204__ | • | • | • | |
| 20 | 120/277 | | Single-pole, toggle | B, BK, GY, LA, RD, V, W | <input type="checkbox"/> AH1221__ | • | • | • | • |
| | | | Double-pole toggle | B, GY, RD, V, W | <input type="checkbox"/> AH1222__ | • | • | • | |
| | | | 3-Way, toggle | B, BK, GY, LA, RD, V, W | <input type="checkbox"/> AH1223__ | • | • | • | |
| | | | 4-Way, toggle | B, BK, GY, LA, RD, V, W | <input type="checkbox"/> AH1224__ | • | • | • | |
| 30 | 120/277 | | Single-pole, toggle | B, RD, V, W | <input type="checkbox"/> 3031__* | • | • | • | |
| | | | Double-pole toggle | B, RD, V, W | <input type="checkbox"/> 3032__* | • | • | • | |

* Not NOM cert

Industrial grade AC lighted toggle switches, back & side wire



| Rating | A | V/AC | Description | Color suffix | Catalog no. | | | | |
|--------|---------|------|---------------------------------------|--------------|---------------------------------------|----|----------------------------------|-----|---|
| 15 | 120/277 | | Single-pole, lighted toggle | V, W | <input type="checkbox"/> AH1201LT__ | ▶ | ◀ | USA | ✓ |
| | | | 3-Way, lighted toggle | V, W | <input type="checkbox"/> AH1203LT__ | • | • | • | |
| | | | Single-pole, pilot lighted red toggle | RD | <input type="checkbox"/> AH1201PL | • | • | • | |
| 20 | 120/277 | | Double-pole, pilot lighted red toggle | RD | <input type="checkbox"/> AH1202PL | • | • | • | |
| | | | Single-pole, lighted toggle | V, W | <input type="checkbox"/> AH1221LT__ | • | • | • | • |
| | | | 3-Way, lighted toggle | V, W | <input type="checkbox"/> AH1223LT__ | • | • | • | |
| 20 | 120/277 | | Single-pole, pilot lighted red toggle | RD | <input type="checkbox"/> AH1221PL | • | • | • | |
| | | | Double-pole, pilot lighted red toggle | RD | <input type="checkbox"/> AH1222PL | • | • | • | |
| | | | 30 | 120/277 | Double-pole, pilot lighted red toggle | RD | <input type="checkbox"/> 3032PL* | • | • |

* Not NOM cert

Industrial grade AC toggle switches, back & side wire

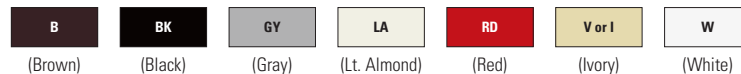


| Rating | A | V/AC | Description | Color suffix | Catalog no. | | | | |
|--------|-----|------|--------------------------------------|--------------|-------------------------------------|---|---|-----|---|
| 15 | 347 | | Single-pole, Canadian voltage toggle | B, I, W | <input type="checkbox"/> AH18201__« | ▶ | ◀ | USA | ✓ |
| | | | Double-pole, Canadian voltage toggle | B, I | <input type="checkbox"/> AH18202__« | • | • | | |
| | | | 3-Way, Canadian voltage toggle | B, I, W | <input type="checkbox"/> AH18203__« | • | • | | |
| 20 | 347 | | Single-pole, Canadian voltage toggle | B, I, W | <input type="checkbox"/> AH18221__« | • | • | | |
| | | | Double-pole, Canadian voltage toggle | B, I | <input type="checkbox"/> AH18222__« | • | • | | |
| | | | 3-Way, Canadian voltage toggle | B, I, W | <input type="checkbox"/> AH18223__« | • | • | | |

« No Color suffix = Brown, I = Ivory

Color ordering information:

For ordering devices, include Catalog no. Followed by the Color suffix: B (Brown), BK (Black), GY (Gray), LA (Light Almond), RD (Red), V or I (Ivory), W (White)



Specification information: 120/277V Industrial: E-36, 120/277V industrial ArrowLink modular: E-43

Compliances, specifications and availability are subject to change without notice.

▶ ArrowLink option available. Add "M" suffix to Standard catalog number (example AH1201B, AH1201BM). For ordering information on ArrowLink & ArrowLink SPD connectors, see Page E-4

◀ Build-to-spec customizable devices - Page E-6

USA Indicates NAFTA compliant - Page Q-32

✓ RoHS compliant - Page Q-32


www.eaton.com

www.eaton.com/arrowhart

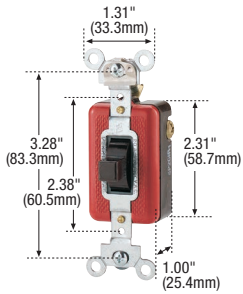
Industrial grade AC three-position switches

Product description

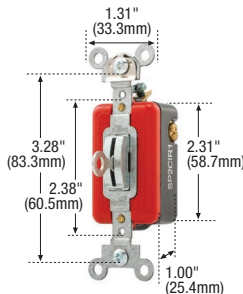
15A, 120/277V/AC; 20A, 120/277V/AC
 Maintained & momentary contact
 Single-pole, double-pole



1205



1995



1995L

AC maintained contact toggle switches, back & side wire



| Rating | A | V/AC | Description | Color suffix | Catalog no. | USA | RoHS |
|--------|---------|------|--|--------------|-------------|-----|------|
| 20 | 120/277 | | Single-pole, maintained contact toggle, center off | V | □ 2225V | • | • |
| | | | Double-pole, maintained contact toggle, center off | B, V | □ 2226__ | • | • |

AC momentary contact switches, side wire



| Rating | A | V/AC | Description | Color suffix | Catalog no. | Build-to-spec | USA | RoHS |
|--------|---------|------|---|--------------|-------------|---------------|-----|------|
| 15 | 120/277 | | Single-pole, momentary contact toggle, center off | B, GY, V | □ 1895__ | • | • | • |
| | | | Single-pole, momentary contact locking, center off, nickel locking dome | | □ 1895L | • | • | • |
| 20 | 120/277 | | Single-pole, momentary contact toggle, center off | B, GY, RD, V | □ 1995__ | • | • | • |
| | | | Single-pole, momentary contact toggle, center off | W | □ AH1995W | • | • | • |
| | | | Single-pole, momentary contact locking, center off, nickel locking dome | | □ 1995L | • | • | • |

Accessories for industrial grade maintained & momentary switches

| Description | Catalog no. | USA | RoHS |
|--|-------------|-----|------|
| Replacement key for locking switches, 1895L & 1995L | □ AH2000 | • | |
| 1-Gang, standard size, toggle, 302/304 Stainless steel wallplate | □ 93071 | • | • |
| 1-Gang, standard size, toggle, unbreakable nylon wallplate | □ 5134V | • | • |



AH2000



93071



5134V

Color ordering information:

For ordering devices, include Catalog no. followed by the Color suffix: B (Brown), GY (Gray), RD (Red), V (Ivory), W (White)



Specification information: 120/277V Industrial maintained & momentary contact: E-34
Compliances, specifications and availability are subject to change without notice.


Indicates NAFTA compliant - Page Q-32

RoHS compliant - Page Q-32

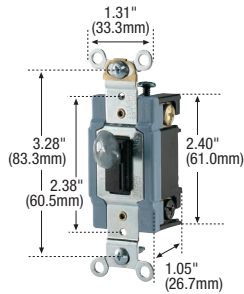
Industrial grade AC locking switches

Product description

Single-pole, double-pole, 3-way, 4-way
 15A, 120/277V/AC; 20A, 120/277V/AC;
 30A, 120/277V/AC





AH1191N





AH1202L

Industrial grade AC Corbin type locking switches, back & side wire



| Rating A | V/AC | Description | Catalog no. |  |  |
|-------------|---------|--|------------------------------------|---|---|
| 20 | 120/277 | Single-pole, Corbin locking switch | <input type="checkbox"/> AH1191N | • | • |
| | | Single-pole, Corbin locking switch, key removable in "OFF" position only | <input type="checkbox"/> AH1191NOF | • | • |
| | | Double-pole, Corbin locking switch | <input type="checkbox"/> AH1192N | • | • |
| | | 3-Way, Corbin locking switch | <input type="checkbox"/> AH1193N | • | • |

AC locking switches, back & side wire

| Rating A | V/AC | Description | Catalog no. |  |  |
|-------------|---------|-----------------------------|----------------------------------|---|---|
| 15 | 120/277 | Single-pole, locking switch | <input type="checkbox"/> AH1201L | • | • |
| | | Double-pole, locking switch | <input type="checkbox"/> AH1202L | • | • |
| | | 3-Way, locking switch | <input type="checkbox"/> AH1203L | • | • |
| | | 4-Way, locking switch | <input type="checkbox"/> AH1204L | • | • |
| 20 | 120/277 | Single-pole, locking switch | <input type="checkbox"/> AH1221L | • | • |
| | | Double-pole, locking switch | <input type="checkbox"/> AH1222L | • | • |
| | | 3-Way, locking switch | <input type="checkbox"/> AH1223L | • | • |
| | | 4-Way, locking switch | <input type="checkbox"/> AH1224L | • | • |
| 30 | 120/277 | Single-pole, locking switch | <input type="checkbox"/> 3031L* | • | • |
| | | Double-pole, locking switch | <input type="checkbox"/> 3032L* | • | • |

* Not Nom cert

Accessories for industrial grade switches

| Description | Catalog no. |  |  |
|---|---------------------------------|---|---|
| Replacement key for Corbin locking switches | <input type="checkbox"/> AH14 | • | |
| Stainless steel wallplate for Corbin locking switches with "ON-OFF" indicator engraving | <input type="checkbox"/> AH1187 | • | • |
| Stainless steel wallplate for Corbin locking switches | <input type="checkbox"/> AH1188 | • | • |



AH2000



AH14



AH1187



AH1188

Specification information: 120/277V industrial locking: E-38

Compliances, specifications and availability are subject to change without notice.

 Build-to-spec customizable devices - Page E-6

 Indicates NAFTA compliant - Page Q-32


 RoHS compliant - Page Q-32

Construction grade switches

Robust construction for commercial applications

Arrow Hart construction grade switches are designed to provide dependable and long lasting performance in a wide range of applications.

Construction grade switch features & benefits




Compliances, specifications and availability are subject to change without notice.

www.eaton.com
www.eaton.com/arrowhart

Construction grade switches

Product description

Single-pole, double-pole
 3-way, 4-way
 15A, 120/277V/AC
 20A, 120/277V/AC



1201

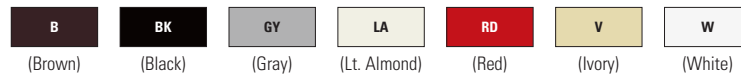
Construction grade switch back and side wire



| Rating | | Description | Color suffix | Catalog no. | RoHS |
|--------|---------|---------------------------|-------------------------|-------------|------|
| A | V/AC | | | | |
| 15 | 120/277 | Single-pole toggle switch | B, GY, LA, V, W | □ 1201__ | • |
| 15 | 120/277 | 3-Way toggle switch | B, GY, LA, V, W | □ 1203__ | • |
| 20 | 120/277 | Single-pole toggle switch | B, BK, GY, LA, RD, V, W | □ 1221__ | • |
| 20 | 120/277 | Double-pole toggle switch | B, BK, GY, LA, RD, V, W | □ 1222__ | • |
| 20 | 120/277 | 3-Way toggle switch | B, BK, GY, LA, RD, V, W | □ 1223__ | • |
| 20 | 120/277 | 4-Way toggle switch | B, BK, GY, LA, RD, V, W | □ 1224__ | • |

Color ordering information:

For ordering devices, include Catalog no. followed by the Color suffix: B (Brown), BK (Black), GY (Gray), LA (Light Almond), RD (Red), V (Ivory), W (White)



Specification information: 120/277V construction: E-36 **Testing & code compliance:** cULus Listed to UL 20, file no. 18704, NOM Certified.
Material characteristics: Environmental: Flammability meets UL 94 requirements, V2 rated. Temperature rating: -20°C to 60°C (-4°F to 140°F)
Compliances, specifications and availability are subject to change without notice.

RoHS compliant - Page Q-32

Commercial grade switches



Designed for the most demanding commercial applications

Arrow Hart's commercial grade switches are designed to provide superior quality, reliability and performance in a variety of commercial environments

Commercial grade AC switch features & benefits

Automatic grounding eliminates need for bonding jumper in metal enclosures

Welded construction provides superior assembly security under heavy use

Smooth face for ease of cleaning

Built-in wire stripper to speed up installation

Tri-combo head terminal and mounting screws, plus easy-access grounding terminal

Stippled line and ground contacts ensure solid contact; ground screw clamp provides secure wiring

Tapered back-wire openings handle multiple sizes and types, up to #10 AWG solid or stranded wire

Oversized termination screws for simplified wire installation

Horsepower rated for motor loads

| Horsepower rated for motor loads per UL20 | | | | |
|---|---------|---------|---------|------|
| Amps | 120V/AC | 240V/AC | 277V/AC | Max. |
| 15A | 1/2 HP | 2HP | 2HP | 12A |
| 20A | 1HP | 2HP | 2HP | 16A |

A complete line of switches available for any commercial application:



Combination switches



Commercial grade CSB series



Commercial grade CS series

Compliances, specifications and availability are subject to change without notice.


www.eaton.com
www.eaton.com/arrowhart

Commercial grade AC decorator switches

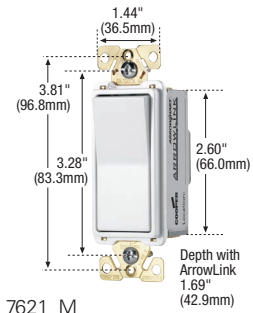
Product description

Single-pole, double-pole, 3-way, 4-way
 15A, 120/277V/AC
 20A, 120/277V/AC

AC decorator switches, back & side wire



7603



7621_M

| Rating | | Description | Color suffix | Catalog no. | |
|--------|---------|------------------------|----------------------------|-------------|-------|
| A | V/AC | | | | |
| 15 | 120/277 | Single-pole, decorator | A, B, BK, GY, LA, V, W | □ 7601__ | • • • |
| | | 3-Way, decorator | B, BK, GY, LA, V, W | □ 7603__ | • • |
| | | 4-Way, decorator | B, BK, GY, LA, V, W | □ 7604__ | • • |
| 20 | 120/277 | Single-pole, decorator | A, B, BK, GY, LA, RD, V, W | □ 7621__ | • • • |
| | | Double-pole decorator | A, B, BK, GY, LA, V, W | □ 7622__ | • • |
| | | 3-Way, decorator | A, B, BK, GY, LA, RD, V, W | □ 7623__ | • • |
| | | 4-Way, decorator | A, B, BK, GY, LA, V, W | □ 7624__ | • • |

Color ordering information:

For ordering devices, include Catalog no. followed by the Color suffix: A (Almond), B (Brown), BK (Black), GY (Gray), LA (Light Almond), RD (Red), V (Ivory), W (White)



Specification information: 120/277V/AC commercial ArrowLink modular decorator: E-43, 120/277V/AC commercial decorator: E-40
Compliances, specifications and availability are subject to change without notice.

ArrowLink option available. Add "M" suffix to standard catalog number (example AH8300W, AH8300WM). For ordering information on ArrowLink & ArrowLink SPD connectors, see Page E-4


Build-to-spec customizable devices - Page E-6

RoHS compliant - Page Q-32

Commercial grade AC decorator switches

Product description

Single-pole, double-pole, 3-way, 4-way
 15A, 120/277V/AC;
 20A, 120/277V/AC



AC decorator switches, back & side wire



| Rating A | V/AC | Description | Color suffix | Catalog no. | |
|-------------|---------|--------------------------------|--------------|-------------|-------|
| 20 | 120/277 | Single-pole, lighted decorator | A, LA, V, W | □ 7631__ | • • • |
| | | 3-Way, lighted decorator | LA, V, W | □ 7633__ | • • |
| | | 4-Way, lighted decorator | LA, V, W | □ 7634__ | • • |

AC decorator switches, back & side wire



| Rating A | V/AC | Description | Color suffix | Catalog no. | |
|-------------|------|------------------------|--------------|--------------|-------|
| 15 | 347 | Single-pole, decorator | V, W | □ 7601-347__ | • • • |
| | | 3-Way, decorator | V, W | □ 7603-347__ | • • |
| | | 4-Way, decorator | V, W | □ 7604-347__ | • • |
| 20 | 347 | Single-pole, decorator | V, W | □ 7621-347__ | • • • |
| | | Double-pole, decorator | V, W | □ 7622-347__ | • • |
| | | 3-Way, decorator | V, W | □ 7623-347__ | • • |
| | | 4-Way, decorator | V, W | □ 7624-347__ | • • |

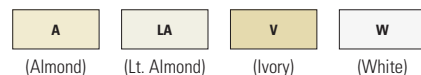
AC decorator switches, back & side wire



| Rating A | V/AC | Description | Color | Catalog no. | |
|-------------|---------|---|-------|-------------|---|
| 15 | 120/277 | Single-pole, two position, momentary contact, decorator | W | □ 7521W | • |

Color ordering information:

For ordering devices, include Catalog no. followed by the Color suffix: A (Almond), LA (Light Almond), V (Ivory), W (White)



Specification information: 120/277V/AC commercial ArrowLink modular: E-43, 120/277V/AC commercial decorator: E-40
Compliances, specifications and availability are subject to change without notice.

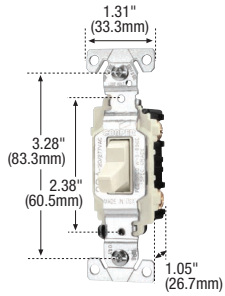
➤ ArrowLink option available. Add "M" suffix to standard catalog number (example AH8300W, AH8300WM). For ordering information on ArrowLink & ArrowLink SPD connectors, see Page E-4

Build-to-spec customizable devices - Page E-6
 RoHS compliant - Page Q-32

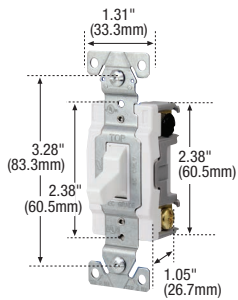
Commercial grade AC toggle switches

Product description


Single-pole, double-pole, 3-way, 4-way
15A, 120/277V/AC; 20A, 120/277V/AC



CSB320



CSB415



CS320

AC toggle switches, back & side wire



| Rating | A | V/AC | Description | Color suffix | Catalog no. | | | |
|--------|---------|------|---------------------------|-----------------|-------------------------------------|--|--|--|
| 15 | 120/277 | | Single-pole, toggle | B, GY, LA, V, W | <input type="checkbox"/> CSB115__ | | | |
| | | | Single-pole, small toggle | A, LA, V, W | <input type="checkbox"/> CSB115ST__ | | | |
| | | | Double-pole, toggle | B, GY, LA, V, W | <input type="checkbox"/> CSB215__ | | | |
| | | | 3-Way, toggle | B, GY, LA, V, W | <input type="checkbox"/> CSB315__ | | | |
| | | | 3-Way, small toggle | A, B, LA, V, W | <input type="checkbox"/> CSB315ST__ | | | |
| | | | 4-Way, toggle | B, GY, V, W, LA | <input type="checkbox"/> CSB415__ | | | |
| 20 | 120/277 | | Single-pole, toggle | B, GY, LA, V, W | <input type="checkbox"/> CSB120__ | | | |
| | | | Double-pole, toggle | B, GY, LA, V, W | <input type="checkbox"/> CSB220__ | | | |
| | | | 3-Way, toggle | B, GY, LA, V, W | <input type="checkbox"/> CSB320__ | | | |
| | | | 4-Way, toggle | B, GY, V, W | <input type="checkbox"/> CSB420__ | | | |

AC toggle switches, side wire



| Rating | A | V/AC | Description | Color suffix | Catalog no. | | | |
|--------|---------|------|-----------------------------|------------------------|----------------------------------|--|--|--|
| 15 | 120/277 | | Single-pole, compact toggle | A, B, BK, GY, LA, V, W | <input type="checkbox"/> CS115__ | | | |
| | | | Double-pole, compact toggle | B, BK, GY, LA, V, W | <input type="checkbox"/> CS215__ | | | |
| | | | 3-Way, compact toggle | B, BK, GY, LA, V, W | <input type="checkbox"/> CS315__ | | | |
| | | | 4-Way, compact toggle | B, GY, LA, V, W | <input type="checkbox"/> CS415__ | | | |
| 20 | 120/277 | | Single-pole, compact toggle | A, B, BK, GY, LA, V, W | <input type="checkbox"/> CS120__ | | | |
| | | | Double-pole, compact toggle | B, BK, GY, LA, V, W | <input type="checkbox"/> CS220__ | | | |
| | | | 3-Way, compact toggle | B, BK, GY, LA, V, W | <input type="checkbox"/> CS320__ | | | |
| | | | 4-Way, compact toggle | B, GY, LA, V, W | <input type="checkbox"/> CS420__ | | | |

Accessories for commercial specification grade switches



| Description | Catalog no. | | |
|--|---------------------------------|--|--|
| 1-Gang, standard size toggle, 302/304 Stainless steel wallplate | <input type="checkbox"/> 93071 | | |
| 2-Gang, standard size toggle, 302/304 Stainless steel wallplate | <input type="checkbox"/> 93072 | | |
| 1-Gang, standard size toggle, unbreakable nylon wallplate, red | <input type="checkbox"/> 5134RD | | |
| 2-Gang, standard size toggle, unbreakable nylon wallplate, white | <input type="checkbox"/> 5139W | | |
| 4-Gang, standard size toggle, unbreakable nylon wallplate, white | <input type="checkbox"/> 5154W | | |



93071



93072



5124RD



5139W



5154W

Color ordering information:

For ordering devices, include Catalog no. followed by the Color suffix: A (Almond), B (Brown), BK (Black), GY (Gray), LA (Light Almond), V (Ivory), W (White)



(Almond)



(Brown)



(Black)



(Gray)



(Lt. Almond)



(Ivory)



(White)

Specification information: 120/277V/AC commercial toggle: E-41

Compliances, specifications and availability are subject to change without notice.



Build-to-spec customizable devices - Page E-6



Indicates NAFTA compliant - Page Q-32

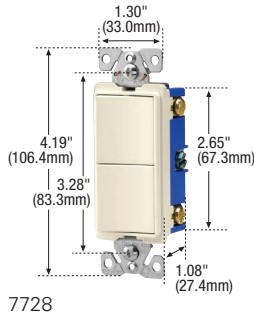


RoHS compliant - Page Q-32

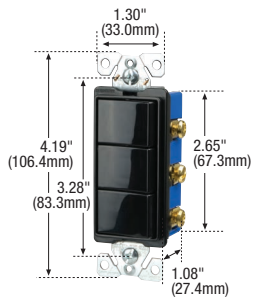
Commercial grade AC decorator combination switches

Product description

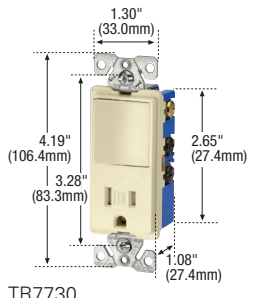
Single-pole, 3-way
15A, 120/277V/AC



7728



7729



TR7730

Decorator combination switches, back & side wire



| Rating A | V/AC | Description | Color suffix | Catalog no. | |
|----------|---------|---|-----------------|-------------|---|
| 15 | 120/277 | (2) Single-pole, switches | A, BK, LA, V, W | □ 7728__ | ✓ |
| | | (3) Single-pole, switches | A, BK, LA, V, W | □ 7729__ | • |
| | | (2) 3-Way, switches | A, BK, LA, V, W | □ 7731__ | • |
| | | (1) Single-pole switch with (1) 3-Way switch | A, BK, LA, V, W | □ 7732__ | • |

Decorator switch with receptacle, back & side wire



| Rating A | V/AC | Description | Color suffix | Catalog no. | |
|----------|---------|--|-----------------|-------------|---|
| 15 | 120/277 | (1) Single-pole with NEMA 5-15, | A, BK, LA, V, W | □ TR7730__ | • |
| 15 | 125 | (1) 2-Pole, 3-wire tamper resistant receptacle | | | • |

Accessories for commercial specification grade switches

| Description | Catalog no. | |
|--|-------------|-----|
| 1-Gang, standard size, decorator, 302/304 Stainless steel wallplate | □ 93401 | • • |
| 2-Gang, standard size, decorator, 302/304 Stainless steel wallplate | □ 93402 | • • |
| 1-Gang, standard size, decorator, unbreakable nylon wallplate, white | □ 5151W | • • |



93401



93402



5151W

Color ordering information:

For ordering devices, include Catalog no. followed by the Color suffix: A (Almond), BK (Black), LA (Light Almond), V (Ivory), W (White)



Specification information: 120/277V/AC commercial decorator combination: E-40

Compliances, specifications and availability are subject to change without notice.

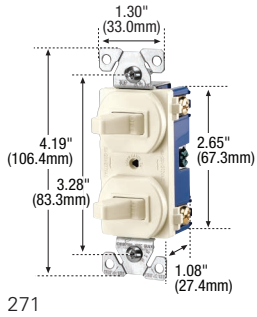
Indicates NAFTA compliant - Page Q-32

RoHS compliant - Page Q-32

Commercial grade AC toggle combination switches

Product description

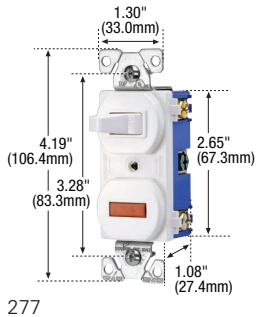
Single-pole, 3-way
 15A, 120/277V/AC; 15A, 120V/AC
 20A, 120V/AC



Toggle combination switches, back & side wire

| Rating | A | V/AC | Description | Color suffix | Catalog no. | |
|--------|---------|------|---|----------------|-------------|--|
| 15 | 120/277 | (2) | Single-pole, switches | A, B, LA, V, W | □ 271__ | |
| | | | (1) Single-pole, switch with (1) 3-Way switch | B, LA, V, W | □ 275__ | |
| | | | (2) 3-Way, switches | LA, V, W | □ 276__ | |
| 15 | 120 | (1) | Single-pole, switch 1/25w (1) 125V pilot light | B, LA, V, W | □ 277__* | |
| | | | (1) 3-Way, switch w/pilot light 1/25w (1) 125V pilot light | B, V | □ 294__* | |

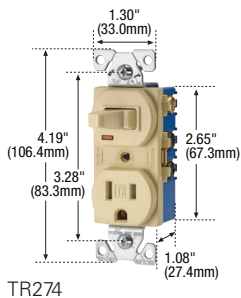
* Not NOM cert



Toggle switch with receptacle, back & side wire

| Rating | A | V/AC | Description | Color suffix | Catalog no. | |
|--------|-----|------|--|--------------------|-------------|--|
| 15 | 120 | (1) | Single-pole, switch with NEMA 5-15 | A, B, BK, LA, V, W | □ TR274__ | |
| 15 | 125 | (1) | 2-Pole, 3-wire tamper resistant receptacle | | | |
| 15 | 120 | (1) | 3-Way switch with NEMA 5-15 | A, B, BK, LA, V, W | □ TR293__ | |
| 15 | 125 | (1) | 2-Pole, 3-wire tamper resistant receptacle | | | |
| 15 | 120 | (1) | Single-pole, switch with NEMA 5-20 | A, B, BK, LA, V, W | □ TR291__* | |
| 20 | 125 | (1) | 2-Pole, 3-wire tamper resistant receptacle | | | |

* Not NOM cert



Accessories for commercial specification grade toggle combination switches

| Description | Catalog no. | |
|--|-------------|--|
| 1-Gang, standard size duplex, 302/304 Stainless steel receptacle wallplate | □ 93101 | |
| 1-Gang, standard size duplex, unbreakable nylon receptacle wallplate, almond | □ 5132A | |



93101



5132A

Color ordering information:

For ordering devices, include Catalog no. followed by the Color suffix: A (Almond), B (Brown), BK (Black), LA (Light Almond), V (Ivory), W (White)

| | | | | | |
|----------|---------|---------|--------------|---------|---------|
| A | B | BK | LA | V | W |
| (Almond) | (Brown) | (Black) | (Lt. Almond) | (Ivory) | (White) |

Specification information: 120/277V/AC commercial toggle combination: E-40

Compliances, specifications and availability are subject to change without notice.

Indicates NAFTA compliant - Page Q-32

RoHS compliant - Page Q-32

Tamper resistant

Manual motor controllers



Switch solutions built tough for dependable motor control

Arrow Hart's comprehensive offering of industrial grade manual motor control switches are engineered to provide reliable performance in industrial applications

Manual motor control switch AH7810UD, AH6810U features & benefits

2-Pole & 3-pole, 30A, 600V/AC models available

Compact, rugged design designed for versatile use in industrial applications

Two sets of contacts per pole distribute load energy, improving heat dissipation and providing reliable service

Heavy-duty zinc plated strap provides durability and corrosion-resistance



Front wire screw termination for easy installation

Removable terminal screws easily accommodate fork or ring terminals


Heavy-duty brass contact arms with large silver-cadmium buttons providing longevity in demanding environments

Manual motor control switch AH6808UDAC, AH6808UCO features & benefits

2-Pole, 30A & 40A, 600V/AC models available

Compact construction fits all standard boxes, wallplates and covers

Heavy-duty zinc plated strap provides durability and corrosion-resistance



Back & side wire screw terminations for ease of installation

Rugged impact-resistance thermoplastic toggle for demanding environments


Provided with wrap-around terminal shield to provide insulation for single-gang box installation

Compliances, specifications and availability are subject to change without notice.

www.eaton.com
www.eaton.com/arrowhart

Manual motor control switch AHMC 40 & 60 series features & benefits

2-pole & 3-pole, 40A & 60A, 600V/AC models provided with box lug terminations available



Manual motor control switch AH4371, AH4361 features & benefits

2-pole, 5A, 10A, 20A, & 30A, 125/250V/AC/DC models available



Compliances, specifications and availability are subject to change without notice.

Motor control switch quick reference guide

| Amps | Volts | Poles | Max. AWG wire size | Switch Cat. no. | With cover plate | With NEMA Type 1 enclosure | With NEMA Type 3R enclosure | With NEMA Type 3, 7 & 9 enclosure | |
|-------|---------------|-------|--------------------|-----------------|------------------|----------------------------|-----------------------------|-----------------------------------|---|
| 30 | 600 | 2 | 10 | AH6810U | AH6810F | AH6810G | AH6810W | AH6810E | • |
| 30 | 600 | 3 | 10 | AH7810UD* | AH7810FD | AH7810GD | AH7810WD | AH7810ED | • |
| 40 | 600 | 2 | 8 | AH6808UCO | — | — | — | — | • |
| 40 | 600 | 2 | 8 | AHMC240C | — | AHMC240C-1 | AHMC240C-3 | — | • |
| 40 | 600 | 2 | 4 | AHMC240L | — | AHMC240L-1 | AHMC240L-3 | — | • |
| 40 | 600 | 3 | 8 | AHMC340C | — | AHMC340C-1 | AHMC340C-3 | — | • |
| 40 | 600 | 3 | 4 | AHMC340L | — | AHMC340L-1 | AHMC340L-3 | — | • |
| 60 | 600 | 2 | 4 | AHMC260L | — | AHMC260L-1 | AHMC260L-3 | — | • |
| 60 | 600 | 3 | 4 | AHMC360L | — | AHMC360L-1 | AHMC360L-3 | — | • |
| 10/20 | 250/125 AC/DC | 2 | 10 | AH4361 | — | AH27940G | — | — | • |
| 20/30 | 250/125 AC/DC | 2 | 10 | AH4371 | — | — | — | — | • |
| 20/30 | 600/250 | 2 | 10 | AH6808UDAC | AH6808FDAC | AH6808GDAC | AH6808WDAC | — | • |

Motor control switch enclosure quick reference guide

| NEMA Type | Description | Catalog no. | Visual reference | Drawing (Larger versions available in Technical Reference, page Q-22) |
|---------------|---|-------------|------------------|--|
| — | Cover plate | — | | |
| Type 1 | NEMA Type 1 enclosure, single gang | AHN1GD | | |
| Type 1 | NEMA Type 1 enclosure, double gang | AHN1GD2 | | |
| Type 1 | NEMA Type 1 enclosure, double gang extra deep | AHN1GD2D | | |
| Type 3R | NEMA Type 3R enclosure | AHN3WD | | |
| Type 3, 7 & 9 | NEMA Type 3, 7 & 9 enclosure, Class 1, Div 1 & 2, Groups C, D, Class II, Groups E, F, G | — | | |

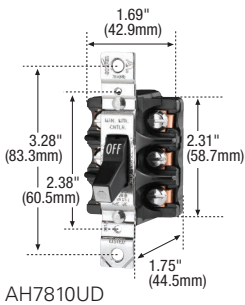

Compliances, specifications and availability are subject to change without notice.

Indicates NAFTA compliant - Page Q-32

Industrial grade manual motor controllers

Product description

2-pole & 3-pole
30A, 600V/AC



Two-position, maintained contact, single throw, 2-pole, single-phase

| Rating A | V/AC | Description | Termination style | Max. AWG wire size | Catalog no. | | |
|-------------|------|---|----------------------|-----------------------|-----------------------------------|---|---|
| 30 | 600 | Switch only | Front wired screw | #10 AWG | <input type="checkbox"/> AH6810U | • | • |
| | | Switch in NEMA Type 1 enclosure | Front wired screw | #10 AWG | <input type="checkbox"/> AH6810G | • | • |
| | | Switch in NEMA Type 3R enclosure | Front wired screw | #10 AWG | <input type="checkbox"/> AH6810W* | • | • |
| | | Switch in NEMA Type 3, 7 & 9 enclosure for hazardous enclosures. Class I, Div. 1 & 2, Groups C, D; Class II, Groups E, F, G | Front wired screw | #10 AWG | <input type="checkbox"/> AH6810E | • | • |

*For Canada, order Cat. no. AH6810WR
type 3, 7, 9 enclosure: iron back box with galvanized and acrylic paint finish copperless aluminum

Horsepower rated for motor loads per UL508

| | 120V/AC | 240V/AC | 480V/AC | 600V/AC |
|----|---------|---------|---------|---------|
| HP | 2 | 5 | 7.5 | 7.5 |

Two-position, maintained contact, single throw, 3-pole, 3-phase

| Rating A | V/AC | Description | Termination style | Max. AWG wire size | Catalog no. | | |
|-------------|------|---|---------------------------|-----------------------|------------------------------------|---|---|
| 30 | 600 | Switch only | Front wired screw & clamp | #10 AWG | <input type="checkbox"/> AH7810UD | • | • |
| | | Switch with cover plate for flush mounting | Front wired screw & clamp | #10 AWG | <input type="checkbox"/> AH7810FD | • | • |
| | | Switch in NEMA Type 1 single-gang enclosure | Front wired screw & clamp | #10 AWG | <input type="checkbox"/> AH7810GD | • | • |
| | | Switch in NEMA Type 1 double-gang enclosure | Front wired screw & clamp | #10 AWG | <input type="checkbox"/> AH7810GDB | • | • |
| | | Switch in NEMA Type 3R enclosure | Front wired screw & clamp | #10 AWG | <input type="checkbox"/> AH7810WD | • | • |
| | | Switch in NEMA Type 3, 7 & 9 Enclosure for hazardous enclosures. Class I, Div. 1 & 2, Groups C, D; Class II, groups E, F, G | Front wired screw & clamp | #10 AWG | <input type="checkbox"/> AH7810ED | • | • |

Type 3, 7, 9 enclosure: iron back box with galvanized steel and acrylic paint finish copperless aluminum

Horsepower rated for motor loads per UL508

| | 120V/AC | 240V/AC | 480V/AC | 600V/AC |
|----|---------|---------|---------|---------|
| HP | 3 | 7.5 | 15 | 15 |

Accessories for 30A manual motor controllers

| Description | Catalog no. | | |
|--|---------------------------------|---|---|
| Empty enclosure, NEMA Type 1 single-gang | <input type="checkbox"/> AHN1GD | • | • |
| Empty enclosure, NEMA Type 3R | <input type="checkbox"/> AHN3WD | • | • |
| Wet-location plastic 1-Gang weather protective flush mount toggle switch cover | <input type="checkbox"/> S2983 | • | • |
| Cast aluminum single gang 3-hole powder coated back box | <input type="checkbox"/> 1113 | • | • |
| 1-Gang, standards size 302/304 Stainless steel wallplate | <input type="checkbox"/> 93071 | • | • |



AHN1GD



AHN3WD



S2983



1113



93071

Specification information: AH6800 & AH7800 series: E-43

Compliances, specifications and availability are subject to change without notice.

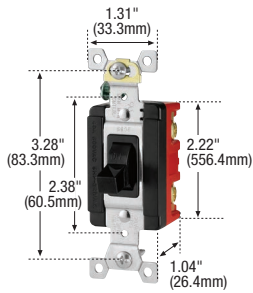
Indicates NAFTA compliant - Page Q-32

RoHS compliant - Page Q-32

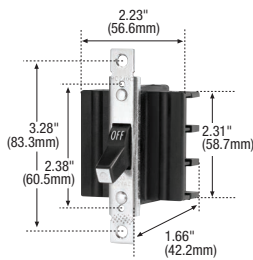
Industrial grade manual motor controllers

Product description

2-pole
40A, 600V/AC



AH6808UCO



AHMC240C



AHMC240C-1



AHMC240L-3

Two-position, maintained contact, single throw, 2-pole, single-phase



| Rating A | V/AC | Description | Termination style | Max. AWG wire size | Catalog no. | |
|---|------|-------------|----------------------------|--------------------------|------------------------------------|----------------|
| 40 | 600 | Switch only | Back & side wired screw | #8 AWG (w/ring term.) | <input type="checkbox"/> AH6808UCO | |
| Horsepower rated for motor loads per UL508 | | | | | | |
| | | | 120V/AC | 240V/AC | 480V/AC | 600V/AC |
| HP | - | | | 5 | - | - |

Two-position, maintained contact, single throw, 2-pole, single-phase



| Rating A | V/AC | Description | Termination style | Max. AWG wire size | Catalog no. | |
|---|------|----------------------------------|-----------------------------|-----------------------|-------------------------------------|----------------|
| 40 | 600 | Switch only | Side wired screw & clamp | #8 AWG | <input type="checkbox"/> AHMC240C | |
| | | Switch in NEMA Type 1 enclosure | Side wired screw & clamp | #8 AWG | <input type="checkbox"/> AHMC240C-1 | |
| | | Switch in NEMA Type 3R enclosure | Side wired screw & clamp | #8 AWG | <input type="checkbox"/> AHMC240C-3 | |
| | | Switch only | Side wired box lug | #4 AWG | <input type="checkbox"/> AHMC240L | |
| | | Switch in NEMA Type 1 enclosure | Side wired box lug | #4 AWG | <input type="checkbox"/> AHMC240L-1 | |
| | | Switch in NEMA Type 3R enclosure | Side wired box lug | #4 AWG | <input type="checkbox"/> AHMC240L-3 | |
| Horsepower rated for motor loads per UL508 | | | | | | |
| | | | 120V/AC | 240V/AC | 480V/AC | 600V/AC |
| HP | 3 | | | 5 | 15 | 15 |

Accessories for 40A manual motor controllers

| Description | Catalog no. | |
|--|---------------------------------|--|
| Empty enclosure, NEMA Type 1 single-gang | <input type="checkbox"/> AHN1GD | |
| Empty enclosure, NEMA Type 3R | <input type="checkbox"/> AHN3WD | |
| Wet-location plastic 1-Gang weather protective flush mount toggle switch cover | <input type="checkbox"/> S2983 | |
| Cast aluminum single gang 3-hole powder coated back box | <input type="checkbox"/> 1113 | |
| 1-Gang, standards size 302/304 Stainless steel wallplate | <input type="checkbox"/> 93071 | |



AHN1GD



AHN3WD



S2983



1113



93071

Specification information: AH6800 series: E-45, AHMC200 series: E-43

Compliances, specifications and availability are subject to change without notice.

Indicates NAFTA compliant - Page Q-32

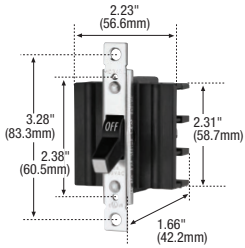
RoHS compliant - Page Q-32

Industrial grade manual motor controllers

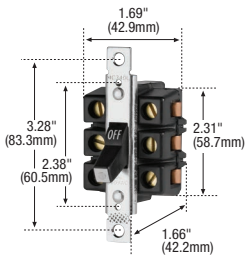
Product description

3-pole
40A, 600V/AC


Two-position, maintained contact, single throw, 3-pole, 3-phase





AHMC340C



AHMC340L





AHMC340L-1

| Rating A | V/AC | Description | Termination style | Max. AWG wire size | Catalog no. |  |  |
|-------------|------|----------------------------------|----------------------|-----------------------|-------------------------------------|---|---|
| 40 | 600 | Switch only | Side wired | #8 AWG | <input type="checkbox"/> AHMC340C | • | • |
| | | Switch in NEMA Type 1 enclosure | Side wired | #8 AWG | <input type="checkbox"/> AHMC340C-1 | • | |
| | | Switch in NEMA Type 3R enclosure | Side wired | #8 AWG | <input type="checkbox"/> AHMC340C-3 | • | |
| | | Switch only | Side wired box lug | #4 AWG | <input type="checkbox"/> AHMC340L | • | • |
| | | Switch in NEMA Type 1 enclosure | Side wired box lug | #4 AWG | <input type="checkbox"/> AHMC340L-1 | • | |
| | | Switch in NEMA Type 3R enclosure | Side wired box lug | #4 AWG | <input type="checkbox"/> AHMC340L-3 | • | |

Horsepower rated for motor loads per UL508

| | 120V/AC | 240V/AC | 480V/AC | 600V/AC |
|----|---------|---------|---------|---------|
| HP | 3 | 7.5 | 15 | 20 |

Accessories for 40A manual motor controllers

| Description | Catalog no. |  |  |
|--|----------------------------------|---|---|
| Empty enclosure, NEMA Type 1 single-gang | <input type="checkbox"/> AHN1GD | • | |
| Empty enclosure, NEMA Type 1 double-gang | <input type="checkbox"/> AHN1GD2 | • | |
| Empty enclosure, NEMA Type 3R | <input type="checkbox"/> AHN3WD | • | |
| Wet-location plastic 1-Gang weather protective flush mount toggle switch cover | <input type="checkbox"/> S2983 | • | |
| 1-Gang, standards size 302/304 Stainless steel wallplate | <input type="checkbox"/> 93071 | • | • |



AHN1GD



AHN1GD2



AHN3WD



S2983



93071

Specification information: AHMC300 series: E-43

Compliances, specifications and availability are subject to change without notice.

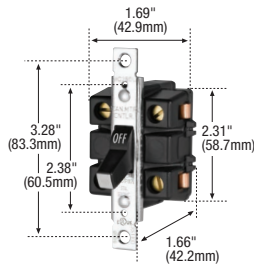
 Indicates NAFTA compliant - Page Q-32

 RoHS compliant - Page Q-32

Industrial grade manual motor controllers

Product description

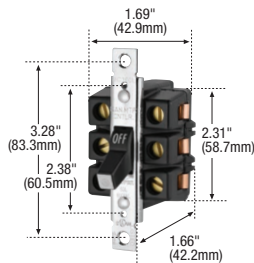
2-pole & 3-pole
60A, 600V/AC



AHMC260L



AHMC260L-1



AHMC360L

Two-position, maintained contact, single throw, 2-pole, single-phase

| Rating A | V/AC | Description | Termination style | Max. AWG wire size | Catalog no. | | |
|----------|------|----------------------------------|--------------------|--------------------|-------------------------------------|---|---|
| 60 | 600 | Switch only | Side wired box lug | #4 AWG | <input type="checkbox"/> AHMC260L | • | • |
| | | Switch in NEMA Type 1 enclosure | Side wired box lug | #4 AWG | <input type="checkbox"/> AHMC260L-1 | • | |
| | | Switch in NEMA Type 3R enclosure | Side wired box lug | #4 AWG | <input type="checkbox"/> AHMC260L-3 | • | |

Horsepower rated for motor loads per UL508

| | 120V/AC | 240V/AC | 480V/AC | 600V/AC |
|----|---------|---------|---------|---------|
| HP | 3 | 5 | 15 | 15 |

Two-position, maintained contact, single throw, 3-pole, 3-phase

| Rating A | V/AC | Description | Termination style | Max. AWG wire size | Catalog no. | | |
|----------|------|----------------------------------|--------------------|--------------------|-------------------------------------|---|---|
| 60 | 600 | Switch only | Side wired box lug | #4 AWG | <input type="checkbox"/> AHMC360L | • | • |
| | | Switch in NEMA Type 1 enclosure | Side wired box lug | #4 AWG | <input type="checkbox"/> AHMC360L-1 | • | |
| | | Switch in NEMA Type 3R enclosure | Side wired box lug | #4 AWG | <input type="checkbox"/> AHMC360L-3 | • | |

Horsepower rated for motor loads per UL508

| | 120V/AC | 240V/AC | 480V/AC | 600V/AC |
|----|---------|---------|---------|---------|
| HP | 5 | 10 | 25 | 30 |

Accessories for 60A manual motor controllers

| Description | Catalog no. | | |
|--|---------------------------------|---|---|
| Empty enclosure, NEMA Type 1 single-gang | <input type="checkbox"/> AHN1GD | • | |
| Empty enclosure, NEMA Type 3R | <input type="checkbox"/> AHN3WD | • | |
| Wet-location plastic 1-Gang weather protective flush mount toggle switch cover | <input type="checkbox"/> S2983 | • | |
| Cast aluminum single gang 3-hole powder coated back box | <input type="checkbox"/> 1113 | • | • |
| 1-Gang, standards size 302/304 Stainless steel wallplate | <input type="checkbox"/> 93071 | • | • |



AHN1GD



AHN3WD



S2983



1113



93071

Specification information: AHMC200 & AHMC300 series: E-43

Compliances, specifications and availability are subject to change without notice.

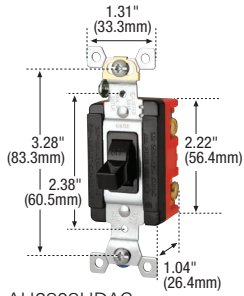
Indicates NAFTA compliant - Page Q-32

RoHS compliant - Page Q-32

Industrial grade manual motor controllers

Product description

2-pole
 10/20A, 250/125V/AC or DC
 20/30A, 250/125V/AC or DC
 20/30A, 600/250V/AC



AH6808UDAC



AH6808GDAC



Three-position, maintained contact, double throw, 2-pole, single-phase

| Rating | | Description | Termination style | Max. AWG wire size | Catalog no. |
|--------|---------|--|-------------------|--------------------|-------------|
| A | V/AC/DC | | | | |
| 10 | 250 | Switch, center OFF, black | Side wired screw | #10 AWG | □ AH4361 |
| 20 | 125 | Switch, center OFF, in NEMA Type 1 enclosure | Side wired screw | #10 AWG | □ AH27940G |

Horsepower rated for motor loads per UL508

| | 240V/AC | 250V/AC/DC | 250 V/DC |
|----|---------|------------|----------|
| HP | 2 | — | 1.5 |

Two-position, maintained contact, single throw, 2-pole, single-phase

| Rating | | Description | Termination style | Max. AWG wire size | Catalog no. |   |
|--------|------|--|-------------------------|--------------------|--------------|---|
| A | V/AC | | | | | |
| 20 | 600 | Switch only | Back & side wired screw | #10 AWG | □ AH6808UDAC | • • |
| 30 | 250 | Switch with cover plate for flush mounting | Back & side wired screw | #10 AWG | □ AH6808FDAC | • |
| | | Switch in NEMA Type 1 enclosure | Back & side wired screw | #10 AWG | □ AH6808GDAC | • |
| | | Switch in NEMA Type 3R copperless aluminum enclosure | Back & side wired screw | #10 AWG | □ AH6808WDAC | • |

Horsepower rated for motor loads per UL508

| | 120V/AC | 240V/AC | 480V/AC | 600V/AC |
|----|---------|---------|---------|---------|
| HP | 2 | 3 | 5 | 7.5 |

Specification information: AH6800 series: E-43

Compliances, specifications and availability are subject to change without notice.

 Indicates NAFTA compliant - Page Q-32

 RoHS compliant - Page Q-32

X-switch motor controls switches




NSF certified motor control solution

Designed specifically around the needs of the food & beverage industry's processing areas, Arrow Hart's X-switch is the ideal motor control solution for complex environments

Features & benefits

Multiple input & output configurations available




Compact NEMA Type 4X stainless steel enclosure is ideal for washdown environments

High-visibility red handle can be padlocked to meet OSHA lockout/tagout requirements


Retained quick-drive hex bolts for easy access

One-piece closed cell silicone gasket for superior ingress protection and easy cleaning




Optional auxiliary contact available (40A & 60A models only)

Threaded inserts for maximum cover screw torque



Heavy-duty industrial switches designed for long life



Optional breather drain prevents interior condensation buildup

Welded 11 gauge mounting feet provide full 1/4" clearance from mounting surface per NEC 300.6(D)

NSF NSF Listed for use in food processing areas per NSF 3-A 14159-1 standard

Bottom view

Related products

Whether you need to get power quickly and easily from one point to another, preserve cable connections for safety and reliability or simply replace a switch, we have the devices you need to get the job done.



Wire mesh grips

Industrial cable strain relief



Motor controllers and disconnects

Industrial motor switching

Compliances, specifications and availability are subject to change without notice.

www.eaton.com
www.eaton.com/arrowhart

X-switch motor controllers & disconnects

Product description


3-pole, 3-phase
30A, 40A or 60A, 600V/AC max.
NEMA Type 4X



30A x-switch



40A x-switch



60A x-switch

Industrial grade complex environment switch

Features

- NSF certified for use in food processing areas per NSF 3-A 14159-1
- Can be padlocked to conform to OSHA lockout/tagout 1910.147 requirements
- Compact size & small footprint designed for installation versatility
- Durable, NEMA Type 4X enclosure is made of non-magnetic, non-corrosive type 304 Stainless steel ideal for washdown environments (316 Stainless steel available)
- NEMA Type 4X breather drain option available to prevent interior condensation buildup (enclosure with breather drain is self-certified NEMA Type 4X)
- Mounting feet provide 1/4" spacing from mounting surface (NEC® 300.6(D)); optional spacer mounting kit provides additional 1" spacing
- 30A, 40A & 60A switch options available
- Heavy-duty switch designed to deliver dependability, long life and excellent electrical continuity
- Auxiliary contact options available for PLCs and external indicators (break after main break, make before main make)
- Retained, quick-drive hex bolts attach cover to enclosure
- Durable lever handle and switch mechanism will withstand repeated use in harsh environments
- Multiple configurations and custom options available

Common x-switch configurations*



| Rating | V/AC | Description | Catalog no. | |
|--------|----------|--|-----------------|---|
| 30 | 600 max. | X-switch: no input, no output, no breather drain | □ AH7810XC000 | • |
| | | X-switch: no input, no output, with breather drain | □ AH7810XC00S | • |
| | | X-switch: 3/4" input, 3/4" output, with breather drain | □ AH7810XC11S | • |
| 40 | 600 max. | X-switch: no input, no output, no breather drain, no aux. contacts | □ AHMC340XC0000 | • |
| | | X-switch: no input, no output, with breather drain, with aux. contacts | □ AHMC340XC00SA | • |
| | | X-switch: 1" input, 1" output, no breather drain, no aux. contacts | □ AHMC340XC1100 | • |
| 60 | 600 max. | X-switch: no input, no output, no breather drain, no aux. contacts | □ AHMC360XC0000 | • |
| | | X-switch: 1-1/4" input, 1-1/4" output, no breather drain, no aux. contacts | □ AHMC360XC1100 | • |
| | | X-switch: no input, no output, with breather drain, no aux. contacts | □ AHMC360XC00S0 | • |

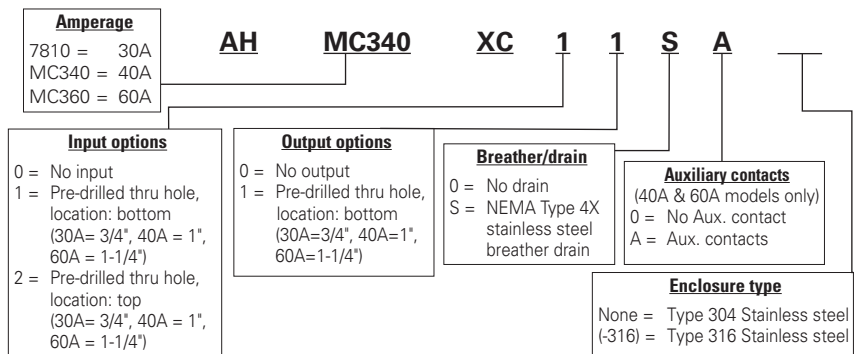
* Other configurations available

X-switch motor controllers & disconnects ordering matrix

3-Pole, 30A, 40A or 60A, 600V/AC

X-switch motor controllers & disconnects sample number: AHMC340XC11SA

Arrow Hart
NEMA Type 4X 40A
switch, 1" pre-drilled
input & output on
bottom, breather
drain, aux. contacts,
304 Stainless steel
enclosure



Specification information: X-switch series: E-44

Compliances, specifications and availability are subject to change without notice.

Indicates NAFTA compliant - Page Q-32

X-switch motor control switches

X-switch motor controllers & disconnects

Product description

3-pole, 3-phase
30A, 40A or 60A, 600V/AC max.
NEMA Type 4X

Industrial grade complex environment switch technical specs

Short circuit current ratings

30A X-switch SCCR:

Suitable for use as a motor disconnect with the following short-circuit current ratings:

- 5,000 RMS symmetrical amps, 600V/AC max when protected with 30A class RK5 fuses
- 50,000 RMS symmetrical amps, 600V/AC max. when protected with 30A class J fuses

40A X-switch SCCR:

Suitable for use as a motor disconnect with the following short-circuit current ratings:

- 5,000 RMS symmetrical amps, 600V/AC max when protected with 40A class RK5 fuses
- 50,000 RMS symmetrical amps, 600V/AC max. when protected with 40A class J fuses

60A X-switch SCCR:

Suitable for use as a motor controller with the following short-circuit current ratings:

- 5,000 RMS symmetrical amps, 600V/AC max when protected with 60A class RK5 fuses
- 50,000 RMS symmetrical amps, 600V/AC max. when protected with 60A class J fuses

Horsepower ratings for motor loads per UL508

| Poles/phase | X-switch amperage | Voltage | Horsepower rating | | | |
|-----------------|-------------------|---------|-------------------|---------|---------|---------|
| | | | 120V/AC | 240V/AC | 480V/AC | 600V/AC |
| 3-Pole, 3-phase | 30A | 600V/AC | 3 HP | 7.5 HP | 15 HP | 15 HP |
| 3-Pole, 3-phase | 40A | 600V/AC | 3 HP | 7.5 HP | 15 HP | 20 HP |
| 3-Pole, 3-phase | 60A | 600V/AC | 5 HP | 10 HP | 25 HP | 30 HP |

Auxiliary contacts rating information (switching duty)

| Voltage | Non-inductive load | | Inductive load | |
|---------|--------------------|-----------|----------------|------------|
| | Resistive load | Lamp load | Inductive load | Motor load |
| 250V/AC | 10A | 1.5A | 6A | 2A |
| 8V/DC | 10A | 3A | 6A | 3A |
| 30V/DC | 6A | 3A | 6A | 3A |
| 125V/DC | 0.6A | 0.1A | 0.6A | 0.1A |
| 250V/DC | 0.3A | 0.05A | 0.3A | 0.05A |

UL/IEC/EN 61058-1

Accessories for X-switch

| Description | Catalog no. | |
|---|--|---|
| Stainless steel breather drain | <input type="checkbox"/> AH7810XC-SSBD | • |
| 30A X-switch adapter plate (for mounting to hole locations of Hubbell HBLDS3) | <input type="checkbox"/> AH7810XC-APH | • |
| X-switch 1" offset spacer kit | <input type="checkbox"/> AH7810XC-SPCR | |
| 30A, 600V/AC motor controller & disconnect | <input type="checkbox"/> AH7810UD | • |
| 40A, 600V/AC motor controller & disconnect | <input type="checkbox"/> AHMC340L | • |
| 60A, 600V/AC motor controller | <input type="checkbox"/> AHMC360L | • |
| 30A replacement cover | <input type="checkbox"/> SSXC30-COVER | • |
| 40A replacement cover | <input type="checkbox"/> SSXC40-COVER | • |
| 60A replacement cover | <input type="checkbox"/> SSXC60-COVER | • |



AH7810XC-SSBD



AH7810XC-APH



SSXC40-COVER

Specification information: X-switch series: E-44

Compliances, specifications and availability are subject to change without notice.

Indicates NAFTA compliant - Page Q-32

Non-fused 30 or 60 Ampere motor control disconnect switch "Suitable as Motor Disconnect" per NEC® 430.102(B) and 430.109(A)(6)

Arrow Hart's new line of NEMA Type 4X disconnect switches are made from VALOX™ resin and are a flexible and economical solution to 3-phase power switching applications. They are ideal for washdown and corrosive environments where an OSHA lockout/tagout disconnecting means is required. They also are suitable for use with metallic conduit and are available with auxiliary contacts for a variety of control circuit applications.

Motor control disconnect switch (non-fused)

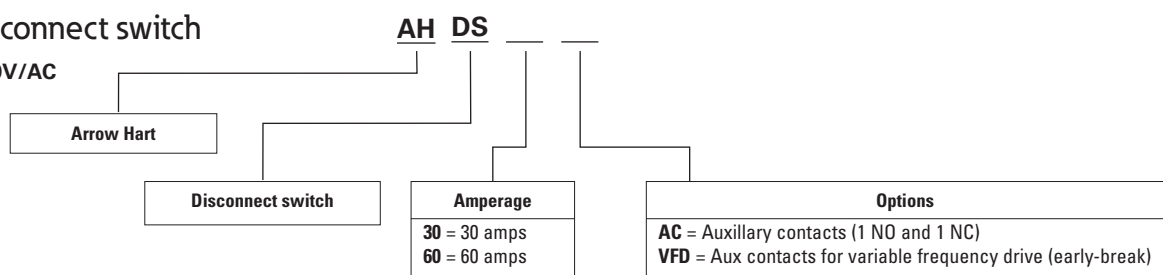
Features & benefits



Motor control disconnect switch

3-pole, 30A or 60A, 600V/AC

Motor control disconnect switch
Sample number:
AH30AC



VALOX™ is a registered trademark of SABIC or its affiliates or subsidiaries

Compliances, specifications and availability are subject to change without notice.

Motor control disconnect switch (non-fused)

Non-fused 30 or 60 ampere motor control disconnect switch

Product description

3-pole, 3-phase
30A or 60A, 600V/AC max.
NEMA Type 4X, 12 & IP67

Features

- Durable, NEMA Type 4X thermoplastic enclosure made from Valox™ resin is ideally suited to withstand corrosive environments
- Compact size and small footprint designed for installation versatility
- Can be padlocked to conform to OSHA lock-out, tag-out 1910.147 requirements
- Robust mounting feet provide either flush mount or 1/4" spacing allowing washdown behind the enclosure (NEC® 300.6(D))
- Mounting feet are adjustable for flexible horizontal or vertical positioning
- DIN rail and integrated grounding plate allow easy installation
- Two Myers hubs are included to compliment NEMA Type 4X installation
- Heavy duty switch designed to deliver dependability, long life, and excellent electrical continuity
- Auxiliary contact option available (early make, late break)
- Auxiliary contact for variable frequency drive (VFD) application is also available (late make, early break)
- Both auxiliary contacts come with one set of Normally Open (NO) and one set of Normally Closed (NC) contacts
- Durable lever handle and switch mechanism will withstand repeated use in harsh environments
- Short circuit current ratings up to 65kA




30A disconnect switch



60A disconnect switch


Motor control disconnect switches

| Rating | A | V/AC | Description | Catalog no. |  |
|--------|----------|------|--------------------------------------|------------------------------------|---|
| 30 | 600 max. | | 30A disconnect switch | <input type="checkbox"/> AHDS30 | • |
| | | | 30A disconnect switch aux contacts | <input type="checkbox"/> AHDS30AC | • |
| | | | 30A disconnect switch var freq drive | <input type="checkbox"/> AHDS30VFD | • |
| 60 | 600 max. | | 60A disconnect switch | <input type="checkbox"/> AHDS60 | • |
| | | | 60A disconnect switch aux contacts | <input type="checkbox"/> AHDS60AC | • |
| | | | 60A disconnect switch var freq drive | <input type="checkbox"/> AHDS60VFD | • |

Horsepower ratings

| Voltage | 30A | 60A |
|-------------|-----|-----|
| 1Ø 120V | 1 | 2 |
| 1Ø 220-240V | 3 | 5 |
| 1Ø 277V | 3 | 7.5 |
| 1Ø 440-480V | 5 | 10 |
| 3Ø 220-240V | 5 | 10 |
| 3Ø 440-480V | 10 | 20 |
| 3Ø 600V | 10 | 20 |

Accessories for motor control disconnect switches

| Description | Catalog no. |  |
|--|--------------------------------------|---|
| Replacement switch 30A | <input type="checkbox"/> AHDS30RS | • |
| Replacement aux contact - PLC 30A | <input type="checkbox"/> AHDS30RAC | • |
| Replacement aux contact - VFD 30A | <input type="checkbox"/> AHDS30RVFD | • |
| Replacement neutral terminal 30A | <input type="checkbox"/> AHDS30RNT | • |
| Replacement ground terminal 30A | <input type="checkbox"/> AHDS30RGT | • |
| Replacement top cover assembly 30A | <input type="checkbox"/> AHDS30RTCA | • |
| Replacement top cover assembly 30A PLC | <input type="checkbox"/> AHDS30RTCAP | • |
| Replacement top cover assembly 30A VFD | <input type="checkbox"/> AHDS30RTCAV | • |
| Replacement mounting feet - standard 30A | <input type="checkbox"/> AHDS30RMFS | • |
| Replacement mounting feet - flush 30A | <input type="checkbox"/> AHDS30RMFF | • |
| Replacement switch 60A | <input type="checkbox"/> AHDS60RS | • |
| Replacement aux contact - PLC 60A | <input type="checkbox"/> AHDS60RAC | • |
| Replacement aux contact - VFD 60A | <input type="checkbox"/> AHDS60RVFD | • |
| Replacement neutral terminal 60A | <input type="checkbox"/> AHDS60RNT | • |
| Replacement ground terminal 60A | <input type="checkbox"/> AHDS60RGT | • |
| Replacement top cover assembly 60A | <input type="checkbox"/> AHDS60RTCA | • |
| Replacement top cover assembly 60A PLC | <input type="checkbox"/> AHDS60RTCAP | • |
| Replacement top cover assembly 60A VFD | <input type="checkbox"/> AHDS60RTCAV | • |

Specification information: X-switch series: E-44

Compliances, specifications and availability are subject to change without notice.

Industrial grade enclosed manual disconnects

Product description

Single-phase & 3-phase
100A, 600V/AC max.

Non-fused disconnect switches, 3-phase



AH100MS2-M2

| Rating | | Description | Catalog no. |  |
|--------|------|---|--------------------------------------|---|
| A | V/AC | | | |
| 100 | 600 | Non-fused disconnect switch with auxiliary contacts | <input type="checkbox"/> AH100MS2-M2 |  |

Horsepower rated for motor loads per UL508

| | 240V/AC | 480V/AC | 600V/AC |
|-------------|---------|---------|---------|
| 3-Phase, HP | 25 | 50 | 50 |

Compliances, specifications and availability are subject to change without notice.

 RoHS compliant - Page Q-32

Motor control disconnect switches (fused)

Bussmann fused rotary disconnects

Product description

3-pole, 3-phase
30A or 60A, 600V/AC max.
NEMA Type 4X, 12

Features

- Lock/tagout: Up to three ¼" shank padlocks can be installed on external handles
- Multiple field installed accessories to enhance the enclosed disconnect switches to fit the desired application
- Auxiliary contacts
- NEMA Type 4X polycarbonate construction
- Uses class J fuses such as Bussmann LPJ
- UL98 Listed for general purpose, main disconnect, or branch circuit protection up to 600V/AC file E182262
- UL508 Listed for motor disconnect applications up to 600V/AC File E155129
- cULus Listed to CSA Standard 22.2, No. 14, No. 4
- Conforms with IEC 60947-3



ER4P-30J3PB



ER4P-60J3PB

Bussmann fused rotary disconnect switches

| Rating | | Description | Max. HP rating | Catalog no. |  |
|--------|----------|------------------------------------|----------------|--------------------------------------|---|
| A | V/AC | | | | |
| 30 | 600 max. | 30A fused rotary disconnect switch | 20 | <input type="checkbox"/> ER4P-30J3PB | • |
| 60 | 600 max. | 60A fused rotary disconnect switch | 50 | <input type="checkbox"/> ER4P-60J3PB | • |

Compliances, specifications and availability are subject to change without notice.

 RoHS compliant - Page Q-32

Industrial AC toggle switches specification & performance data

Industrial grade AC toggle switches

Product description

Single-pole, double-pole, 3-way, 4-way
15A & 20A, 120/277V/AC; 15 & 20A, 347V/AC
30A, 120/377V/AC

| Switch type | Industrial 15A & 20A 120/277V toggle switches: AH1200 & AH1220 series | Industrial 15A & 20A 347V toggle switches: AH18200 series | Industrial 30A 120/277V toggle switches: 3030 series |
|--------------------------------------|---|--|---|
| Wiring type | Back & side wire | Back & side wire | Back & side wire |
| Testing & code compliance | <ul style="list-style-type: none"> cULus Listed to UL20, file no. E18704 UL verified to Fed Spec WS-896-E CSA certified to C22.2, no. 111, file no. 10016 (6241-05) | <ul style="list-style-type: none"> Listed to UL20, file no. E135162 UL verified to Fed Spec WS-896-E CSA certified to C22.2, no. 111, file no. 12339 (6241-05) | <ul style="list-style-type: none"> cULus Listed to UL20, file no. E18704 UL verified to Fed Spec WS-896-E CSA certified to C22.2, no. 111, file no. 10016 (6241-05) |
| Environmental specifications | <p>Flammability: Meets UL94 requirements; V2 rated</p> <p>Temperature rating: -20°C to 60°C (-4°F to 140°F)</p> | <p>Flammability: Meets UL94 requirements; V0 rated</p> <p>Temperature rating: -20°C to 60°C (-4°F to 140°F)</p> | <p>Flammability: Meets UL94 requirements; V0 rated</p> <p>Temperature rating: -20°C to 60°C (-4°F to 140°F)</p> |
| Electrical specifications | <p>Dielectric voltage: Withstands 1500V per UL20</p> <p>Current interrupting: Yes, at full-rated current</p> <p>Temperature rise: Max. 30°C (86°F) after 100 cycles of overload and 30,000 cycles of endurance testing</p> | <p>Dielectric voltage: Withstands 1500V per UL20</p> <p>Current interrupting: Yes, at full-rated current</p> <p>Temperature rise: Max. 30°C (86°F) after 100 cycles of overload and 30,000 cycles of endurance testing</p> | <p>Dielectric voltage: Withstands 1500V per UL20</p> <p>Current interrupting: Yes, at full-rated current</p> <p>Temperature rise: Max. 30°C (86°F) after 100 cycles of overload and 30,000 cycles of endurance testing</p> |
| Mechanical specifications | <p>Terminal accommodation: #14 - #10 AWG</p> <p>Voltage ratings: Permanently marked on device</p> <p>Horsepower ratings: Rated for motor loads per UL20: 15A: @ 120V/AC = 1/2 HP, @ 240V/AC = 2 HP; @ 277V/AC = 2 HP, max. amps 12A, 20A: @ 120V/AC = 1 HP, @ 240V/AC = 2 HP; @ 277V/AC = 2 HP, max. amps 16A</p> | <p>Terminal accommodation: #14 - #10 AWG</p> <p>Voltage ratings: Permanently marked on device</p> <p>Horsepower ratings: Rated for motor loads per UL20: 15A: @ 120V/AC = 1/2 HP, @ 240V/AC = 2 HP; @ 277V/AC = 2 HP, max. amps 12A, 20A: @ 120V/AC = 1 HP, @ 240V/AC = 2 HP; @ 277V/AC = 2 HP, max. amps 16A</p> | <p>Terminal accommodation: #14 - #10 AWG</p> <p>Voltage ratings: Permanently marked on device</p> <p>Horsepower ratings: Rated for motor loads per UL20: 30A: @ 120V/AC = 1 HP, @ 240V/AC = 2 HP; @ 277V/AC = 2 HP, max. amps 24A</p> |
| Materials | <p>Toggle: Nylon</p> <p>Top housing: Polycarbonate</p> <p>Bottom housing: Polycarbonate</p> <p>Strap: 0.045" thick galvanized steel, nickel plated</p> <p>Auto ground clip: 0.015" thick brass</p> <p>Terminals: 0.030" thick brass</p> <p>Terminal screws: #10-32 brass, black</p> <p>Ground screw: #8-32 steel, zinc plated, green</p> <p>Back wire clamp: 0.070" plated steel</p> <p>Contacts: Silver alloy</p> <p>Moveable contact arm: 0.031" thick brass</p> <p>Illuminated models: Long-life neon bulb</p> <p>Pilot light models: Red polycarbonate toggle with long-life neon bulb</p> | <p>Toggle: Polycarbonate</p> <p>Top housing: Phenolic</p> <p>Bottom housing: Phenolic</p> <p>Strap: 0.050" thick galvanized steel</p> <p>Auto ground clip: 0.016" thick brass</p> <p>Terminals: 0.032" thick high performance copper alloy</p> <p>Terminal screws: #10-32 brass, black</p> <p>Ground screw: #8-32 steel, zinc plated, green</p> <p>Back wire clamp: 0.04" thick brass</p> <p>Contacts: Silver alloy</p> <p>Moveable contact arm: 0.031" thick brass</p> <p>Illuminated models: N/A</p> <p>Pilot light models: N/A</p> | <p>Toggle: Nylon</p> <p>Top housing: Polycarbonate</p> <p>Bottom housing: Polycarbonate</p> <p>Strap: 0.045" thick galvanized steel, nickel plated</p> <p>Auto ground clip: 0.015" thick brass</p> <p>Terminals: 0.030" thick high performance copper alloy</p> <p>Terminal screws: #10-32 brass, neutral screw nickel plated</p> <p>Ground screw: #8-32 steel, zinc plated, green</p> <p>Back wire clamp: 0.070" plated steel</p> <p>Contacts: Silver alloy</p> <p>Moveable contact arm: 0.031" thick brass</p> <p>Illuminated models: Long-life neon bulb</p> <p>Pilot light models: Red polycarbonate toggle with LED</p> |

Industrial 3-position AC toggle switches specification & performance data


Industrial grade three-position AC toggle switches

Product description

Single-pole & double-pole
15A, 20A & 30A, 120/277V/AC
Maintained & momentary contact

| Switch type | Industrial 15A & 20A 120/277V maintained contact switches: 1205 & 2220 series | Industrial 15A & 20A 120/277V momentary contact switches: AH1890 & AH1990 series |
|--------------------------------------|---|---|
| Wiring type | Back & side wire | Back & side wire |
| Testing & code compliance | <ul style="list-style-type: none"> • 1205: Listed to UL508, file no. E156836 • 2220 series: cULus Listed to UL210, file no. E18704 • 2220 series: UL verified to Fed Spec WS-896 • 1205: CSA certified C22.1, no.111 • NOM certified | <ul style="list-style-type: none"> • Listed to UL508, file no. E135162 • UL verified to Fed Spec WS-896E • CSA certified C22.1, no. 111 • NOM certified |
| Environmental specifications | Flammability: Meets UL94 requirements; V2 rated Temperature rating: -20°C to 65°C (-4°F to 149°F) | Flammability: Meets UL94 requirements; V0 rated Temperature rating: -20°C to 60°C (-4°F to 140°F) |
| Electrical specifications | Dielectric voltage: Withstands 1500V per UL20 Current interrupting: Yes, at full-rated current Temperature rise: Max. 30°C (86°F) after 100 cycles of overload and 30,000 cycles of endurance testing | Dielectric voltage: Withstands 1500V per UL20 Current interrupting: Yes, at full-rated current Temperature rise: Max. 30°C (86°F) after 100 cycles of overload and 30,000 cycles of endurance testing |
| Mechanical specifications | Terminal accommodation: #14 - #10 AWG Voltage ratings: Permanently marked on device Horsepower ratings: Rated for motor loads per UL20: 15A: @ 120V/AC = 1/2 HP, @ 240V/AC = 2 HP; @ 277V/AC = 2 HP, max. amps 12A, 20A: @ 120V/AC = 1 HP, @ 240V/AC = 2 HP; @ 277V/AC = 2 HP, max. amps 16A | Terminal accommodation: #14 - #10 AWG Voltage ratings: Permanently marked on device Horsepower ratings: Rated for motor loads per UL20: 15A: @ 120V/AC = 1/2 HP, @ 240V/AC = 2 HP; @ 277V/AC = 2 HP, max. amps 12A, 20A: @ 120V/AC = 1 HP, @ 240V/AC = 2 HP; @ 277V/AC = 2 HP, max. amps 16A |
| Materials | Toggle: Urea Top housing: Urea Bottom housing: Phenolic Strap: 0.05" thick steel Auto ground clip: 0.016" thick brass Terminals: 0.032" thick brass Terminal screws: #8-32 brass Ground screw: #8-32 brass, green Back wire clamp: 0.031" thick brass Contacts: Silver alloy Moveable contact arm: 0.032" thick brass Pressure plate: 0.069" thick brass Illuminated models: N/A Pilot light models: N/A | Toggle: Polycarbonate Top housing: Urea Bottom housing: Urea Strap: 0.05" thick galvanized steel Auto ground clip: 0.016" thick brass Terminals: 0.032" thick high performance copper alloy Terminal screws: #10-32 brass Ground screw: #8-32 steel, zinc plated, green Back wire clamp: 0.04" thick brass Contacts: Silver alloy Moveable contact arm: 0.018" thick copper Pressure plate: 0.063" thick steel Illuminated models: N/A Pilot light models: N/A |

Compliances, specifications and availability are subject to change without notice.

 All products on this page are RoHS compliant - Page Q-32

Industrial AC locking switches specification & performance data

Industrial grade AC locking switches

Product description

Single-pole, double-pole, 3-way, 4-way
15A & 20A, 120/277V/AC; 15 & 20A, 347V/AC
30A, 120/377V/AC

| Switch type | Industrial 20A 120/277V Corbin locking switches AH1190N series | Industrial 15A & 20A 120/277V locking switches AH1200L & AH1220L series | Industrial 30A 120/277V locking switches 3030L series |
|--------------------------------------|---|---|---|
| Wiring type | Back & side wire | Back & side wire | Back & side wire |
| Testing & code compliance | <ul style="list-style-type: none"> cULus Listed to UL20, file no. E135162 UL verified to Fed Spec WS-896E | <ul style="list-style-type: none"> cULus Listed to UL20, file no. E18704 UL verified to Fed Spec WS-896E | <ul style="list-style-type: none"> cULus Listed to UL20, file no. E18704 UL verified to Fed Spec WS-896E NOM certified |
| Environmental specifications | <p>Flammability: Meets UL94 requirements; V0 rated</p> <p>Temperature rating: -20°C to 65°C (-4°F to 149°F)</p> | <p>Flammability: Meets UL94 requirements; V0 rated</p> <p>Temperature rating: -20°C to 65°C (-4°F to 149°F)</p> | <p>Flammability: Meets UL94 requirements; V0 rated</p> <p>Temperature rating: -20°C to 65°C (-4°F to 149°F)</p> |
| Electrical specifications | <p>Dielectric voltage: Withstands 1500V per UL20</p> <p>Current interrupting: Yes, at full-rated current</p> <p>Temperature rise: Max. 30°C (86°F) after 100 cycles of overload and 30,000 cycles of endurance testing</p> | <p>Dielectric voltage: Withstands 1500V per UL20</p> <p>Current interrupting: Yes, at full-rated current</p> <p>Temperature rise: Max. 30°C (86°F) after 100 cycles of overload and 30,000 cycles of endurance testing</p> | <p>Dielectric voltage: Withstands 1500V per UL20</p> <p>Current interrupting: Yes, at full-rated current</p> <p>Temperature rise: Max. 30°C (86°F) after 100 cycles of overload and 30,000 cycles of endurance testing</p> |
| Mechanical specifications | <p>Terminal accommodation: #14 - #12 AWG</p> <p>Voltage ratings: Permanently marked on device</p> <p>Horsepower ratings: Rated for motor loads per UL20: 20A: @ 120V/AC = 1 HP, @ 240V/AC = 2 HP; @ 277V/AC = 2 HP, max. amps 16A</p> | <p>Terminal accommodation: #14 - #10 AWG</p> <p>Voltage ratings: Permanently marked on device</p> <p>Horsepower ratings: Rated for motor loads per UL20: 15A: @ 120V/AC = 1/2 HP, @ 240V/AC = 2 HP; @ 277V/AC = 2 HP, max. amps 12A 20A: @ 120V/AC = 1 HP, @ 240V/AC = 2 HP; @ 277V/AC = 2 HP, max. amps 16A</p> | <p>Terminal accommodation: #14 - #10 AWG</p> <p>Voltage ratings: Permanently marked on device</p> <p>Horsepower ratings: Rated for motor loads per UL20: 30A: @ 120V/AC = 2 HP, @ 240V/AC = 2 HP; @ 277V/AC = 2 HP, max. amps 24A</p> |
| Materials | <p>Lock dome/housing: Steel, nickel plated</p> <p>Top housing: Urea</p> <p>Bottom housing: Urea</p> <p>Strap: 0.05" steel</p> <p>Auto ground clip: N/A</p> <p>Stationary terminals: 0.042" thick brass</p> <p>Terminal screws: #6-32 brass</p> <p>Ground screw: #6-32 brass</p> <p>Back wire clamp: 0.062" thick steel</p> <p>Contacts: Silver alloy</p> <p>Moveable contact arm: 0.042" thick brass</p> | <p>Lock dome/housing: Glass-filled nylon</p> <p>Top housing: Urea</p> <p>Bottom housing: Phenolic</p> <p>Strap: 0.050" thick steel</p> <p>Auto ground clip: 0.030" thick brass</p> <p>Stationary terminals: 0.032" thick brass</p> <p>Terminal screws: #8-32 brass</p> <p>Ground screw: #8-32 steel, zinc plated, green</p> <p>Back wire clamp: 0.030" thick brass</p> <p>Contacts: Silver alloy</p> <p>Moveable contact arm: 0.031" thick brass</p> | <p>Lock dome/housing: Glass-filled nylon</p> <p>Top housing: Urea</p> <p>Bottom housing: Phenolic</p> <p>Strap: 0.050" thick steel</p> <p>Auto ground clip: 0.030" thick brass</p> <p>Stationary terminals: 0.032" thick brass</p> <p>Terminal screws: #8-32 brass, neutral screw, nickel plated</p> <p>Ground screw: #8-32 steel, zinc plated, green</p> <p>Back wire clamp: 0.030" thick brass</p> <p>Contacts: Silver alloy</p> <p>Moveable contact arm: 0.032" thick brass</p> |

Industrial & commercial ArrowLink switches specification & performance data



Industrial, construction & commercial grade ArrowLink modular switches

Product description

Single-pole
15A, 120/277V/AC
20A, 120/277V/AC

| Switch type | Industrial grade toggle: AH1201_M, AH1221_M series; | Commercial grade decorator: 7600_M series; |
|--------------------------------------|--|---|
| Wiring type | Back & side wire | Back & side wire |
| Testing & code compliance | <ul style="list-style-type: none"> • cULus Listed to UL20, file no. E18704 • UL verified to Fed Spec WS-896 • NOM certified | <ul style="list-style-type: none"> • cULus Listed to UL20, file no. E18704 • UL verified to Fed Spec WS-896 |
| Environmental specifications | Flammability: Meets UL94 requirements; V0 rated Temperature rating: -20°C to 65°C (-4°F to 149°F) | Flammability: Meets UL94 requirements; V0 rated Temperature rating: -20°C to 60°C (-4°F to 140°F) |
| Electrical specifications | Max. working voltage, continuous current & endurance: Maximum working voltage 277V/AC Max. cont. current: 15A, 20A Endurance: 50,000 cycles min. Overload: Minimum 4.8 times rated current for 100 cycles Temperature rise: Max. 30°C (86°F) after 250 cycles of overload @ 200% of rated current (DC) Horsepower ratings: Horsepower rated for motor loads per UL20: 15A @ 120V/AC = 1/2 HP; @ 240V/AC = 2 HP, @ 277V/AC = 2 HP, 20A @ 120V/AC = 1 HP; @ 240V/AC = 2 HP, @ 277V/AC = 2 HP | Max. working voltage, continuous current & endurance: Maximum working voltage 277V/AC Max. cont. current: 15A, 20A Endurance: 50,000 cycles min. Overload: Minimum 4.8 times rated current for 100 cycles Temperature rise: Max. 30°C (86°F) after 100 cycles of overload & 30,000 cycles of endurance Horsepower ratings: Horsepower rated for motor loads per UL20: 15A @ 120V/AC = 1/2 HP; @ 240V/AC = 2 HP, @ 277V/AC = 2 HP, 20A @ 120V/AC = 1 HP; @ 240V/AC = 2 HP, @ 277V/AC = 2 HP |
| Mechanical specifications | Terminal accommodation: #14 - #10 AWG Voltage ratings: Permanently marked on device | Terminal accommodation: #14 - #10 AWG Voltage ratings: Permanently marked on device |
| Materials | Toggle/paddle: Urea Top & bottom housing: Top: Urea; Bottom: Phenolic Strap: 0.050" thick galvanized steel Auto ground clip: 0.030" thick brass Terminals: 0.031" thick brass Terminal & ground screws: #8-32 brass, black screw; ground: #8-32 steel, zinc plated, green Contacts: Silver alloy Moveable contact arm: 0.031" thick brass Pressure plate: 0.068" thick brass Illuminated models: Long-life neon bulb | Toggle/paddle: Polycarbonate Top & bottom housing: Top: polycarbonate; Bottom: 0.045" thick PVC Strap: 0.050" thick steel, zinc plated, (yellow chromate on 20A) Auto ground clip: Phosphor bronze wire Terminals: 0.035" thick brass Terminal & ground screws: #8-32 steel, brass plated; neutral screw nickel plated, ground screw, green Contacts: Silver alloy Moveable contact arm: 0.035" thick brass Pressure plate: 0.035" thick brass Illuminated models: Long-life neon bulb |

Compliances, specifications and availability are subject to change without notice.

All products on this page are RoHS compliant - Page Q-32

Commercial decorator switches specification & performance data

Commercial grade decorator switches

Product description

Single-pole, double-pole, 3-way, 4-way
15A & 20A, 120/277V/AC
15A, 120/277V/AC with 15A, 125V/AC receptacle

| Switch type | Commercial 15A & 20A 120/277V decorator switches: 7600 series | Commercial 15A 120/277V decorator combination switches: 7700 series | Commercial 15A 120/277V - 15A, 125V decorator combination switch & receptacle: TR7730 |
|--------------------------------------|---|--|--|
| Wiring type | Back & side wire | Back & side wire | Back & side wire |
| Testing & code compliance | <ul style="list-style-type: none"> cULus Listed to UL20, file no. E18704 UL verified to Fed Spec WC-896E | <ul style="list-style-type: none"> cULus Listed to UL20/UL498, file no. E18704 (combination) | <ul style="list-style-type: none"> cULus Listed to UL20/UL498, file no. E18704 (combination) |
| Environmental specifications | <p>Flammability: Meets UL94 requirements; V2 rated</p> <p>Temperature rating: -20°C to 60°C (-4°F to 140°F)</p> | <p>Flammability: Meets UL94 requirements; V2 rated</p> <p>Temperature rating: -20°C to 60°C (-4°F to 140°F)</p> | <p>Flammability: Meets UL94 requirements; V2 rated</p> <p>Temperature rating: -20°C to 60°C (-4°F to 140°F)</p> |
| Electrical specifications | <p>Dielectric voltage: Withstands 1500V per UL20</p> <p>Current interrupting: Yes, at full-rated current</p> <p>Temperature rise: Max. 30°C (86°F) after 100 cycles of overload and 30,000 cycles of endurance testing</p> | <p>Dielectric voltage: Withstands 1500V per UL20</p> <p>Current interrupting: Yes, at full-rated current</p> <p>Temperature rise: Max. 30°C (86°F) after 100 cycles of overload and 30,000 cycles of endurance testing</p> | <p>Dielectric voltage: Withstands 1500V per UL20</p> <p>Current interrupting: Yes, at full-rated current</p> <p>Temperature rise: Switch: Max. 30°C (86°F) after 100 cycles of overload and 30,000 cycles of endurance testing. Receptacle: Max. 30°C (86°F) after 100 cycles of overload at 150% of rated current (DC)</p> |
| Mechanical specifications | <p>Terminal accommodation: #14 - #10 AWG</p> <p>Voltage ratings: Permanently marked on device</p> <p>Horsepower ratings: Rated for motor loads per UL20; 15A: @ 120V/AC = 1/2 HP, @ 240V/AC = 2 HP; @ 277V/AC = 2 HP, max. amps 12A, 20A: @ 120V/AC = 1 HP, @ 240V/AC = 2 HP; @ 277V/AC = 2 HP, max. amps 16A</p> | <p>Terminal accommodation: #14 - #10 AWG</p> <p>Voltage ratings: Permanently marked on device</p> <p>Horsepower ratings: Rated for motor loads per UL20; 15A: @ 120V/AC = 1/2 HP, @ 240V/AC = 2 HP; @ 277V/AC = 2 HP, max. amps 12A</p> | <p>Terminal accommodation: #14 - #12 AWG</p> <p>Voltage ratings: Permanently marked on device</p> <p>Horsepower ratings: Switch rated for motor loads per UL20; 15A: @ 120V/AC = 1/2 HP, @ 240V/AC = 2 HP; @ 277V/AC = 2 HP, max. amps 12A</p> |
| Materials | <p>Paddle: Polycarbonate</p> <p>Top housing: Polycarbonate</p> <p>Bottom housing: PVC</p> <p>Strap: 0.045" thick steel, zinc plated, (yellow chromate on 20A)</p> <p>Auto ground clip: Phosphor bronze</p> <p>Terminals: 0.035" thick brass</p> <p>Terminal screws: #8-32 steel with #10 head, brass plated; neutral screw nickel plated</p> <p>Ground screw: #8-32 steel, brass plated, green</p> <p>Back wire clamp: Steel, brass plated</p> <p>Contacts: Silver alloy</p> <p>Moveable contact arm: Brass</p> <p>Illuminated models: Long-life neon bulb</p> <p>Pilot light models: Red polycarbonate pilot lens with long-life neon bulb</p> <p>Receptacle line contacts: N/A</p> <p>Receptacle ground shunt: N/A</p> | <p>Paddle: PVC</p> <p>Top housing: PVC</p> <p>Bottom housing: PVC</p> <p>Strap: 0.045" thick steel, zinc plated</p> <p>Auto ground clip: Phosphor bronze</p> <p>Terminals: 0.03" thick brass</p> <p>Terminal screws: #8-32 steel, brass plated; neutral screw nickel plated</p> <p>Ground screw: #8-32 steel, brass plated, green</p> <p>Back wire clamp: Steel, brass plated</p> <p>Contacts: Silver alloy</p> <p>Moveable contact arm: Brass</p> <p>Illuminated models: N/A</p> <p>Pilot light models: N/A</p> <p>Receptacle line contacts: N/A</p> <p>Receptacle ground shunt: N/A</p> | <p>Paddle: PVC</p> <p>Top housing: PVC</p> <p>Bottom housing: PVC</p> <p>Strap: 0.045" thick steel, zinc plated</p> <p>Auto ground clip: Phosphor bronze</p> <p>Terminals: 0.03" thick brass</p> <p>Terminal screws: #8-32 steel, brass plated; neutral screw nickel plated</p> <p>Ground screw: #8-32 steel, brass plated, green</p> <p>Back wire clamp: Steel, brass plated</p> <p>Contacts: Silver alloy</p> <p>Moveable contact arm: Brass</p> <p>Illuminated models: N/A</p> <p>Pilot light models: N/A</p> <p>Receptacle line contacts: 0.03" thick brass</p> <p>Receptacle ground shunt: 0.03" thick brass</p> |

Commercial toggle switches specification & performance data



Commercial grade toggle switches

Product description

Single-pole, double-pole, 3-way, 4-way
 15A & 20A, 120/277V/AC
 15A, 120/277V/AC with 15A, 125V/AC receptacle

| Switch type | Commercial 15A & 20A 120/277V toggle switches: CSB series | Commercial 15A & 20A 120/277V toggle switches: CS series | Commercial 15A toggle combination switches: 270 series, 294 | Commercial 15A 120 - 15A, 125V toggle combo switch & receptacle: TR274, TR291, TR293 |
|--------------------------------------|--|--|---|---|
| Wiring type | Back & side wire | Side wire | Back & side wire | Back & side wire |
| Testing & code compliance | <ul style="list-style-type: none"> cULus Listed to UL20, file no. E18704 UL verified to Fed Spec WC-896G | <ul style="list-style-type: none"> cULus Listed to UL20, file no. E18704 UL verified to Fed Spec WC-896G CSA certified to C22.2, no. 11 file no. 10016 (6241-05) | <ul style="list-style-type: none"> cULus Listed to UL20, file no. E18704 (combination) CSA certified to C22.2, no. 11 file no. 10016 (6241-05) NOM certified | <ul style="list-style-type: none"> Listed to UL20/UL498, file no. E18704 (combination) NOM certified, except 291 |
| Environmental specifications | <p>Flammability: Meets UL94 requirements; V0 rated</p> <p>Temperature rating: -20°C to 60°C (-4°F to 140°F)</p> | <p>Flammability: Meets UL94 requirements; V0 rated</p> <p>Temperature rating: -20°C to 60°C (-4°F to 140°F)</p> | <p>Flammability: Meets UL94 requirements; V2 rated</p> <p>Temperature rating: -20°C to 60°C (-4°F to 140°F)</p> | <p>Flammability: Meets UL94 requirements; V2 rated</p> <p>Temperature rating: -20°C to 60°C (-4°F to 140°F)</p> |
| Electrical specifications | <p>Dielectric voltage: Withstands 1500V per UL20</p> <p>Current interrupting: Yes, at full-rated current</p> <p>Temperature rise: Max. 30°C (86°F) after 100 cycles of overload and 50,000 cycles of endurance testing</p> | <p>Dielectric voltage: Withstands 1500V per UL20</p> <p>Current interrupting: Yes, at full-rated current</p> <p>Temperature rise: Max. 30°C (86°F) after 100 cycles of overload and 50,000 cycles of endurance testing</p> | <p>Dielectric voltage: Withstands 1500V per UL20</p> <p>Current interrupting: Yes, at full-rated current</p> <p>Temperature rise: Max. 30°C (86°F) after 100 cycles of overload and 30,000 cycles of endurance testing</p> | <p>Dielectric voltage: Switch: Withstands 1500V per UL20 Receptacle: Withstands 2000V per UL498</p> <p>Current interrupting: Yes, at full-rated current</p> <p>Temperature rise: Switch: Max. 30°C (86°F) after 100 cycles of overload and 30,000 cycles of endurance testing Receptacle: Max. 30°C (86°F) after 100 cycles of overload at 150% of rated current (DC)</p> |
| Mechanical specifications | <p>Terminal accommodation: #14 - #10 AWG</p> <p>Voltage ratings: Permanently marked on device</p> <p>Horsepower ratings: Rated for motor loads per UL20: 15A: @ 120V/AC = 1/2 HP, @ 240V/AC = 2 HP; @ 277V/AC = 2 HP, max. amps 12A. 20A: @ 120V/AC = 1 HP, @ 240V/AC = 2 HP; @ 277V/AC = 2 HP, max. amps 16A</p> | <p>Terminal accommodation: #14 - #10 AWG</p> <p>Voltage ratings: Permanently marked on device</p> <p>Horsepower ratings: Rated for motor loads per UL20: 15A: @ 120V/AC = 1/2 HP, @ 240V/AC = 2 HP; @ 277V/AC = 2 HP, max. amps 12A. 20A: @ 120V/AC = 1 HP, @ 240V/AC = 2 HP; @ 277V/AC = 2 HP, max. amps 16A</p> | <p>Terminal accommodation: #14 - #12 AWG</p> <p>Voltage ratings: Permanently marked on device</p> <p>Horsepower ratings: Rated for motor loads per UL20: 15A: @ 120V/AC = 1/2 HP, @ 240V/AC = 2 HP; @ 277V/AC = 2 HP, max. amps 12A</p> | <p>Terminal accommodation: #14 - #12 AWG</p> <p>Voltage ratings: Permanently marked on device</p> <p>Horsepower ratings: Switch rated for motor loads per UL20: 15A: @ 120V/AC = 1/2 HP, @ 240V/AC = 2 HP; @ 277V/AC = 2 HP, max. amps 12A</p> |
| Materials | <p>Toggle: Nylon</p> <p>Top housing: PVC</p> <p>Bottom housing: PVC</p> <p>Strap: 0.045" thick steel, zinc plated</p> <p>Terminals: 0.031" thick brass</p> <p>Terminal screws: #8-32 steel, brass plated or zinc plated</p> <p>Ground screw: #8-32 steel, zinc plated, green</p> <p>Back wire clamp: Brass</p> <p>Contacts: Silver alloy</p> <p>Moveable contact arm: Brass</p> <p>Pilot light models: N/A</p> <p>Receptacle line contacts: N/A</p> <p>Receptacle ground shunt: N/A</p> | <p>Toggle: Nylon</p> <p>Top housing: PVC</p> <p>Bottom housing: PVC</p> <p>Strap: 0.045" thick steel, zinc plated</p> <p>Terminals: 0.031" thick brass</p> <p>Terminal screws: #8-32 steel, brass plated or zinc plated</p> <p>Ground screw: #8-32 steel, zinc plated, green</p> <p>Back wire clamp: N/A</p> <p>Contacts: Silver alloy</p> <p>Moveable contact arm: Brass</p> <p>Pilot light models: N/A</p> <p>Receptacle line contacts: N/A</p> <p>Receptacle ground shunt: N/A</p> | <p>Toggle: Nylon</p> <p>Top housing: PVC</p> <p>Bottom housing: PVC</p> <p>Strap: 0.045" thick steel, zinc plated</p> <p>Terminals: 0.03" thick brass</p> <p>Terminal screws: #8-32 steel, brass plated; neutral screw nickel plated</p> <p>Ground screw: #8-32 steel, zinc plated, green</p> <p>Back wire clamp: Brass</p> <p>Contacts: Silver alloy</p> <p>Moveable contact arm: Brass</p> <p>Pilot light models: Red polycarbonate pilot lens with long-life neon bulb</p> <p>Receptacle line contacts: N/A</p> <p>Receptacle ground shunt: N/A</p> | <p>Toggle: Nylon</p> <p>Top housing: PVC</p> <p>Bottom housing: PVC</p> <p>Strap: 0.045" thick steel, zinc plated</p> <p>Terminals: 0.03" thick brass</p> <p>Terminal screws: #8-32 steel, brass plated; neutral screw nickel plated</p> <p>Ground screw: #8-32 steel, zinc plated, green</p> <p>Back wire clamp: Brass</p> <p>Contacts: Silver alloy</p> <p>Moveable contact arm: Brass</p> <p>Pilot light models: N/A</p> <p>Receptacle line contacts: 0.030" thick brass</p> <p>Receptacle ground shunt: 0.030" thick brass</p> |

Compliances, specifications and availability are subject to change without notice.

All products on this page are RoHS compliant - Page Q-32

E

SECTION

ArrowLink modular switches specification & performance data


Arrowlink plugs & connectors

Product description

Single pole
15A & 20A
120/277V/AC

| Device type | ArrowLink plugs & connectors: MCS120 series, MCS300 series |
|--------------------------------------|---|
| Wiring type | Integral wire leads, crimped & resistance welded |
| Testing & code compliance | • Plug & connector cULus Listed to UL2459 file no. E325188 |
| Environmental specifications | Flammability: Meets UL94 requirements; V2 rated Temperature rating: -20°C to 70°C (-4°F to 158°F) |
| Electrical specifications | Maximum working voltage: 300V / AC Overload: 52.5A / AC for 10 cycles Temperature rise: Max. 50°C (122°F) while conducting 35A after 10 cycles of overload @ 52.5A / AC Dielectric voltage: Withstands 1600V per UL2459 Maximum continuous current: 20A Current interrupting: Limited cycles at full-rated current |
| Mechanical specifications | Wire Leads: #12 AWG Voltage ratings: Permanently marked on device |
| Materials | Polycarbonate Copper alloy Solid or stranded THHN #12 AWG |

Compliances, specifications and availability are subject to change without notice.

 All products on this page are RoHS compliant - Page Q-32

Motor control disconnect switch (fused & non-fused) specification & performance data

Motor controllers & disconnects switches

Product description

3-pole, 3-phase
30A, 40A or 60A, 600V/AC max.

| Device type | 30A, 40A & 60A X-switch motor controllers & disconnects | 30 & 60A - disconnect switches (non-fused) |
|--------------------------------------|---|---|
| Testing & code compliance | <ul style="list-style-type: none"> cULus Listed to UL508, file no. E135083 NSF evaluated for use in hose-down areas and to NSF/ANSI/3-A Standard 14159-1 Hygiene requirements for the design of meat and poultry processing equipment | <ul style="list-style-type: none"> cULus Listed to UL60947-1 & UL60947-4, file no. E135083 NSF evaluated for use in hose-down areas and to NSF/ANSI/3-A Standard 14159-1 Hygiene requirements for the design of meat and poultry processing equipment |
| Environmental specifications | <p>Flammability: Meets UL94 requirements; rated 94-5V Temperature rating: -40°C to 105°C (-40°F to 221°F)</p> <p>Protection: NEMA Type 4X</p> | <p>Flammability: UL94 V0 and 5VA Classification Temperature rating**: Max continuous: +60°C (+140°F) Min continuous (without impact): -50°C (-58°F) Water/moisture resistance: NEMA Type 3, 3R, 4, 4X, 12 & IP67 UV resistance: All enclosure materials are UV stabilized</p> |
| Electrical specifications | <p>Maximum continuous current: 30A, 40A, 60A Endurance, mechanical: 10,000 cycles minimum Endurance, electrical: 6,000 cycles minimum Short circuit current rating (SCCR): Rated up to 50,000 RMS symmetrical amps, see chart</p> <p>Motor loads: Horsepower rated per UL508, see chart</p> | <p>Dielectric voltage: 2200V AC minimum Max operating voltage: 600V/AC</p> <p>Short circuit current rating (SCCR)*: 10,000 RMS symmetrical amps with RK1 fuse 65,000 RMS symmetrical amps with J fuse***</p> |
| Mechanical specifications | <p>Terminal accommodation: (30A) #14 - #10 AWG; (40A) #14 - #4 AWG; (60A) #14 - #4 AWG Voltage ratings: Permanently marked on device</p> | <p>Impact resistance: As per UL746C</p> <p>Mechanical life: 10,000 cycles minimum. Terminal identification: As per UL and CSA. Product identification: Identification and ratings are part of internal and external label. Mounting: External adjustable feet with three positions (0, 45 & 90 degrees) 30A - flush and non-flush mounting feet options</p> |
| Material | <p>Enclosure - body: 16 gauge type 304 or 316 Stainless steel Mounting feet: 11 gauge type 304 or 316 Stainless steel Enclosure handle: Red nylon thermoplastic Enclosure - screws: 300 Series stainless steel (captivated) Lock-out/tag-out bracket: 14 gauge type 304 or 316 Stainless steel Enclosure gasket: Silicone (closed cell) Manual contactor terminal type: 30A - front-wire screw termination; 40A & 60A - box lug termination</p> <p>Manual contactor terminal screws: Nickel plated 260 brass Manual contactor contacts: Silver Manual contactor moveable arm: Brass</p> | <p>Enclosure - top cover: Valox™ resin Enclosure - base: Valox™ resin Enclosure - screws: 300 Series stainless steel (captivated) Grounding - plate: Steel - galvanized Grounding - assembly screw: 300 series stainless steel Handle: Valox™ resin Handle - seal: Neoprene Handle - shaft: Valox™ resin Handle - screw: 300 series stainless steel (tamper resistant type) Mounting feet: Valox™ resin Mounting feet - assembly screws: 300 series stainless steel Threaded inserts: Brass</p> |
| Optional equipment materials | <p>Breather drain material: Type 316 stainless steel Breather drain gasketing: Captive "O" ring</p> | <p>Impact resistance: As per UL746C</p> |

* Break all lines.

**When used with 75°C copper wire only.

***Not applicable for 1 Ø 120 and 277 applications

Valox™ is a registered trademark of SABIC or its affiliates or subsidiaries.

Industrial manual motor control switches specification & performance data


Industrial grade manual motor controllers

Product description

Single-phase & 3-phase
 20/30A, 600/250V/AC; 30A, 250V/AC; 40A, 600V/AC; 30A, 600V/AC
 10/20A, 250/125V/AC/DC; 20/30A, 250/125V/AC/DC

| Switch type | Industrial single-phase & 3-phase maintained contact motor controllers AH6800 & AH7800 series | Industrial single-phase & 3-phase maintained contact motor controllers AHMC200 & AHMC300 series | Industrial 3-position 2-circuit maintained & momentary contact motor controllers AH4300 & AH27900 series |
|--------------------------------------|--|---|--|
| Wiring type | Back & side wire screw, front wired screw or front wired screw & clamp | Side wire, side wired screw & clamp, or side wired box lug | Side wired screw |
| Testing & code compliance | <ul style="list-style-type: none"> cULus Listed to UL508, file no. E135083 | <ul style="list-style-type: none"> cULus Listed to UL508, file no. E135083 | <ul style="list-style-type: none"> Listed to UL20, file no. E135162, except AH4300 series AH4300 series: UL recognized component |
| Environmental specifications | Flammability: Meets UL94 requirements; V2 rated Temperature rating: -20°C to 65°C (-4°F to 149°F) | Flammability: Meets UL94 requirements; V2 rated Temperature rating: -20°C to 65°C (-4°F to 149°F) | Flammability: Meets UL94 requirements; V2 rated Temperature rating: -20°C to 65°C (-4°F to 149°F) |
| Electrical specifications | Dielectric voltage: Withstands 1500V per UL20 Current interrupting: Yes, at full-rated current Temperature rise: Max. 30°C (86°F) after 100 cycles of overload and 30,000 cycles of endurance testing | Dielectric voltage: Withstands 1500V per UL20 Current interrupting: Yes, at full-rated current Temperature rise: Max. 30°C (86°F) after 100 cycles of overload and 30,000 cycles of endurance testing | Dielectric voltage: Withstands 1500V per UL20 Current interrupting: Yes, at full-rated current Temperature rise: Max. 30°C (86°F) after 100 cycles of overload and 30,000 cycles of endurance testing |
| Mechanical specifications | Terminal accommodation: #14 - #10 AWG Voltage ratings: 600V max | Terminal accommodation: #14 - #8 AWG; #14 - #4 AWG Voltage ratings: 600V max | Terminal accommodation: #14 - #10 AWG Voltage ratings: 600V max |
| Materials | Toggle: Glass-filled nylon Top housing: Glass-filled nylon Bottom housing: Glass-filled nylon Strap: Plated steel Terminals: Copper alloy Terminal screws: Plated brass Contacts: Silver alloy Moveable contact arm: Copper alloy | Toggle: Glass-filled nylon Top housing: Glass-filled nylon Bottom housing: Glass-filled nylon Strap: Plated steel Terminals: Copper alloy Terminal screws: Brass Contacts: Silver alloy Moveable contact arm: Copper alloy | Toggle: Thermoplastic, glass-filled nylon Top housing: Thermoset Bottom housing: Thermoset Strap: Plated steel Terminals: Copper alloy Terminal screws: Brass Contacts: Silver plated copper Moveable contact arm: Silver plated copper |

Compliances, specifications and availability are subject to change without notice.

 All products on this page are RoHS compliant - Page Q-32