



Electric Gel[®]

YOUR SUPERIOR SOURCE...



For a complete line of highly profitable, rental rugged drain cleaning equipment designed specifically for the rental market... *all backed with industry leading product quality, service and support that includes a nationwide network of sales representatives.*



THE QUALITY LEADER IN DRAIN CLEANING TOOLS

FOR THE RENTAL INDUSTRY

YOUR SUPERIOR CHOICE OF DRAIN CLEANING TOOLS



Model C Sectional Cable Machine

Cleans 3" – 10" dia. lines up to 200 ft.
The original dual cable sectional drain cleaner from Electric Eel has been generating profits for nearly 5 decades in the rental industry. The Model C spins the 8 or 10 ft. cables at twice the RPM of that of a continuous cable machine for maximum cleaning power. The Model C is ideal for tougher blockages such as tree roots and for longer runs in main sewer lines.

KEY FEATURES / BENEFITS

- Safety – No handling of rotating cables
- Lower Maintenance – The sectional cables can be quickly inspected and cleaned
- Reduced Replacement Costs – Sectional cables can be replaced at a much lower cost than a 100 ft. cable
- No Down Time – You'll never miss a rental with a Model C due to a broken cable
 - If a section is ever damaged, simply set that cable aside and continue the job
- Ease of Transport – The Model C drive unit weighs only 72 lbs.
- The handle folds down for easy transport and storage
- More Power – The heavy duty motor is available in 1/2 H.P. (Standard), 3/4 H.P., and 1 H.P.
- Safety Slip Clutch – Keeps tools and cable breakage to a minimum

MODEL C STANDARD KIT (CK-R-1/2-8TRS)

- 1/2 H.P. Drive Unit
- (13) 8 Ft. T.R.S. Cables (104 Ft.)
- SC-13 Feeding Tool
- SC-18 Spanner Wrench
- Set of (5) Cleaning Tools

NOTE: Optional cable containers available for transporting cables.

EJ-1500 Electric Jetter

Cleans 1-1/2" – 4" dia. lines up to 100 ft.
The EJ-1500 electric jetter is ideal for cleaning grease, sand, soap and sludge from small drain lines. Perfect preventative maintenance tool for restaurants, hospitals, schools and professional maintenance applications.

KEY FEATURES / BENEFITS

- Cleans 1 1/2" – 4" dia. drain lines
- 1500 PSI / 1.7 GPM
- 1.5 H.P., 15 AMP motor
- Duplex pump w/pulsation
- Reel capacity 150 Ft. of 1/4" hose
- Pump/Motor assembly removes in seconds for added portability
- Sturdy 10" pneumatic tires for ease of transport
- Thermal relief valve and inlet shut off valve
- Removable handle/reel on cart assembly
- Utilizes 1/8" and 1/4" dia. jet hose
- 20 Ft. power cord w/GFCI

EJ-1500 STANDARD KIT (EJ-1500D)

- Tool bag and rubber gloves
- Pump / Motor assembly on cart with (2) pneumatic tires
- 1/8" nozzle set
- 1/4" nozzle set
- 1/4" x 100' drain hose
- 1/8" x 50' hose assembly



Model R

Cleans 3" – 6" dia. lines up to 100 ft.
The compact Model R drain and sewer cleaning machine runs either 5/8" or 3/4" dia. "Tri-Max" inner core cable in lengths up to 100 ft. This unit is ideal in situations with limited working space. The Model R utilizes the same quick connect "snap lock" tool fittings as the Model C.

KEY FEATURES / BENEFITS

- Heavy duty 1/3 H.P. capacitor start motor
- Rugged 1-1/4" steel frame
 - Removable handle for easy transporting and work in tight spaces
 - Snap lock tool connectors hold tools firmly in place – no screws to come loose or rust
 - Large 10" wheels for easy maneuvering
- Easy-to-use air operated foot switch allows use of both hands when working with cable
- Built-in GFCI with 20 ft. power cord
- Reinforced cable cage totally open for quick inspection and cleaning
- Runs the industries toughest TRI-MAX cable in 5/8" x 3/4" diameter
- Available with auto cable feed

MODEL R STANDARD KIT (RK-3/4IC100)

- Model R 1/3 H.P. machine • 3/4" x 100' Tri-Max cable
- Set of (4) cleaning tools • 12" flexible leader
- SC-18 Spanner Wrench • Leather gloves • Tool bag

Model CT

Cleans 3/4" – 2-1/2" dia. lines up to 50 ft.

The Model CT Counter Top drain cleaner with UNIQUE variable speed motor feature is more user friendly and helps keep work areas clean.

KEY FEATURES / BENEFITS

- UNIQUE variable speed motor feature for maximum cable control
- Two-way auto cable feed keeps hands off rotating cable, advances and retrieves cable with push of a lever
- Cable guide hose eliminates cable whipping and helps keep work area clean
- 1/5 H.P., 90 Volt DC motor for quiet, powerful and dependable operation
- Easy-to-use air operated foot switch allows use of both hands when working with cable
- Lightweight and compact for ease of transport and storage
- 2 position operation of well balanced steel tubular frame
- Stainless steel drum will not rust and resists denting
- Heavy-duty housing protects motor and internal wiring
- Runs 1/4", 5/16" and 3/8" dia. cable
- GFCI with 20 ft. power cord

MODEL CT STANDARD KIT (CT-5/16EIC25-AF)

- CT power unit • Auto cable feed • Guide hose
- 5/16" x 25' EIC Cable



Model Z5

Cleans 1-1/4" – 3" dia. lines up to 100 ft.
Fills the gap for jobs requiring a longer run in smaller drain lines.

KEY FEATURES / BENEFITS

- Built on heavy-duty steel frame with folding handle for easy storage and transport
- Totally open cable cage for easy inspection and cleaning of cable
- Wheel break stabilizes unit while in operation
- Power cord is wrapped around conveniently placed brackets for safe, problem free transport
- Easy-to-use air operated foot switch allows the use of both hands when working with cable
- Built-in drum shaft slip clutch minimizes cable and tool breakage
- Unique inner drum design eliminates cable tangling in cage
- Larger 10" wheels for better maneuverability
- Rear bar for motor protection
- Rugged 1/3 H.P. motor
- Available with auto cable feed



MODEL Z5 STANDARD KIT (Z5K-1/2IC75)

- Z5 1/3 H.P. machine
- 1/2" x 75' Galvanized aircraft wire inner core cable
- Set of (5) cleaning tools • Leather gloves
- 7" wrench • Tool bag

THE QUALITY LEADER IN RENTAL RUGGED, RENTAL PROFITABLE DRAIN CLEANING TOOLS BACKED

NING TOOLS FOR THE RENTAL INDUSTRY



Model E

Cleans 1-1/4" – 3" dia. lines up to 50 ft.

A professional quality yet affordable drain cleaner for indoor lines up to 50 ft. The Model E is a common and widely rented machine popular with homeowners. The Model E utilizes both 3/8" and 1/2" diameter cables.

KEY FEATURES / BENEFITS

- Rugged 1/3 H.P. motor
- Cord wraps for easier transport
- Rear bar to shield motor and allow for two position operation
- Inner drum to eliminate cable buckling in cage
- Built-in drum shaft slip clutch
- Heavy duty steel tubular frame
- Easy-to-use air operated foot switch allows use of both hands when working with cable
- Built-in GFCI with 20 ft. power cord
- Cast aluminum bracket with bearing supported guide tube
- Optional 2-wheel dolly • Optional cage cover
- Available with auto cable feed

MODEL E STANDARD KIT (EK-R-1/2IC50)

- Model E machine
- 1/2" x 50' Galvanized aircraft wire inner core cable
- Set of (3) cleaning tools • Leather gloves
- "T" wrench • Tool bag

Model S

Cleans 1-1/4" – 2-1/2" dia. lines up to 35 ft.

The industry's highest quality hand held drill powered drain cleaner is ideal for smaller, inside lines such as sinks, tubs, and showers.

The Model S runs 5/16" and 3/8" dia. cables up to 35 ft.

KEY FEATURES / BENEFITS

- Stainless steel cable drum won't rust, break or crack
- Cast aluminum hand guard
- Jacobs easy to tighten chuck
- Variable speed, 1/2" reversing drill with double ball bearing gear head for longer life
- Double insulated drill for shock protection
- Cables are constructed of certified music wire — all inner core cables have genuine aircraft wire inner core for longer lasting operation

MODEL S STANDARD KIT (SK-R-3/8EIC25)

- Model S machine
- 3/8" x 25' Expanded end inner core cable



Hande Drain Cleaner

Opens clogged sinks, lavatories, bathtubs, and shower stall drains.

- 1/4" or 5/16" Music wire cable for maximum flexibility and durability
- 1/4" Cable negotiates most bathtub crossbars
- Heavy duty steel drum holds up to 35' cable
- Convenient thumb screw locks cable securely

HANDE STANDARD KIT (HE-1/4E25)

- Hande drain cleaner with 1/4" x 25' cable



Closet Auger (CA-3A)

Removes obstructions in any type of toilet.

- 3' Music wire cable for greater flexibility
- Heavy duty zinc plated construction
- Protective tubing helps prevent marring of toilet bowl

Kinetic Water Ram

Uses a slug of compressed air which suddenly, swiftly and safely strikes the column of water in a blocked pipe.

STANDARD KIT (EKWR)

- Caulking hose
- 5 rubber plugs
- 4" rubber cone



Model K

Cleans 1-1/4" – 3" dia. lines up to 100 ft.


The Model K manual powered drain cleaner is a lightweight, less expensive alternative to electric powered models. This unit is ideal for rooftop work in downspouts.

KEY FEATURES / BENEFITS

- Runs up to 100 ft. of 1/2" galvanized aircraft wire inner core cable
- Powder coated cable cage rotates freely
- Self-aligning bearings
- Steel side braces on frame for extra durability
- Thumbscrew locks cable at front of cage

MODEL K STANDARD KIT (KK-1/2IC50)

- Model K with 1/2" x 50' inner core cable
- Set of (3) cleaning tools
- "T" wrench • Tool bag




T.R.S. Cables (Tool Rental Special)

These cables have a larger diameter wire in the outer cable which is coiled to a closer pitch than the standard dual cables. The self-feeding action is slower than the standard cable and they are more flexible, making them ideal for tool rental use.

Available in 8 Ft. or 10 Ft. sections:

- 8TRS (8 Ft. Regular TRS Cable)
- 10TRS (10 Ft. Regular TRS Cable)

NOTE: Above also available in "Heavy Duty" (5/8" inner cable).



Compatible with other Major Brands!

Cables for every need

- Self-feed Dual Cables for 3"-10" lines available in regular, heavy-duty and municipal
- Tri-Max 3/4" or 5/8" cable with slot or keyhole end fittings to fit most drain cleaning machines
- 1/2" Aircraft Wire Reinforced Cables with front & rear fittings (available in No Core)
- Aircraft Wire Reinforced Cables (5/16" and 3/8") for use with Drop Head series tools
- Expanded End Aircraft Wire Reinforced Cables with bulb end & no rear fittings (5/16", 3/8")
- Expanded End Cables to negotiate pipe traps & drain cross bars (1/4", 5/16", 3/8")



Electric Eel®

ELECTRIC EEL MANUFACTURING CO., INC.

501 W. Leffel Lane • Springfield, Ohio 45501-9985

Toll-Free: 800-833-1212 • 937-323-4644 • Fax: 937-323-3767

E-mail: info@electriceel.com • www.electriceel.com

Always refer to operator's manual and safety instructions before operating any drain and sewer cleaning equipment.

WITH INDUSTRY LEADING SERVICE, SUPPORT AND A NATIONWIDE NETWORK OF SALES REPRESENTATIVES.



E CAM Pipeline Inspection Systems



E CAM pro2

Features

- Rugged stainless steel housed 1.68" diameter self-leveling color camera
- 10.4" Daylight readable display
- 8" wheels for easy transport and maneuverability

Camera

- Rugged stainless steel housed 1.68" dia. self-leveling color camera with sapphire lens, 20 LED light ring and high resolution CCD element
- Flexible camera spring designed to navigate 3" P-traps
- Auto iris adjusts lighting automatically
- Impact-resistant polycarbonate light ring cover
- Industry standard 512HZ sonde

Reel & Frame

- Standard with 200 ft. of braided Fiberglass Premium 1/2" dia. push rod (reel capacity available up to 400 ft.)
- Secure-locking reel brake
- Rugged powder-coated steel tube and bar construction
- 8" wheels for easy transport and maneuverability




Monitor

- Audio/Video out jacks
- 10.4" Daylight readable display
- Record directly to USB flash drive
- Click touch controls and one touch recording
- 16 Pages of text writing with memory saves
- On screen footage counter
- Adjustable light controls
- Voice over recording (built-in)
- Rename files on flash drive after recorded
- 512 Hz sonde
- 2 Hour battery with built-in charger
- 8X Zoom function

E CAM ace2

Features

- One-Touch USB recording
- On-screen footage counter
- 8" wheels for easy transport and maneuverability



Ace 2 Monitor & USB



E CAM acewifi

Features

- WiFi enables users to record video with their mobile device
- Custom downloaded APP enables the user to see the video and take snap shots



WiFi Antenna



E CAM ace

Features

- Rugged stainless steel housed 1.68" dia. color camera with sapphire lens
- 200 ft. of braided Fiberglass Premium 1/2" dia. push rod



Screen Cover



Standard Features and Specifications for All 3 Ecam ACE Pipeline Inspection Systems Include:

Camera • Rugged stainless steel housed 1.68" dia. color camera with sapphire lens, 20 LED light ring and high resolution CCD element (optional self-leveling color camera available) • Flexible camera spring designed to navigate 3" P-traps • Auto iris adjusts lighting automatically • Industry standard 512HZ sonde • Impact-resistant polycarbonate light ring cover • Camera options: .875" dia. color camera for inspecting 1 1/2" - 3" lines; 1.23" dia. color camera for inspecting 2" - 4" lines.

Monitor • 5.4" LCD monitor with AR film for optimal viewing in sunlight enclosed in an anodized aluminum housing mounted to the reel • Protective acrylic, anti-glare monitor shield • Video output jack for recording option



Optional Battery Pack

Reel & Frame • Rugged and portable powder-coated steel frame • Standard with 200 ft. of braided Fiberglass Premium 1/2" dia. push rod • Secure-locking reel brake • Heavy-duty screen cover closes to protect the monitor when in transit or storage, flips up as a sun shield and can be retrofitted to existing units.

Rental Display Banner



XT-512 Locator

Locates Ecam pipeline inspection cameras 512Hz sondes



Extends for greater sensitivity

Retracts for easier carrying

Electric Eel®

ELECTRIC EEL MANUFACTURING CO., INC.

501 W. Leffel Lane • Springfield, Ohio 45501-9985

Toll-Free: 800-833-1212 • 937-323-4644 • Fax: 937-323-3767

E-mail: info@electriceel.com • www.electriceel.com



THE QUALITY LEADER IN RENTAL RUGGED, RENTAL PROFITABLE DRAIN CLEANING TOOLS

RLT-10 Rev. 4/16