

Trusted Premium Quality

ALL NATURAL FERTILIZER

Fruit Tree 6-2-4



COMPOST
THIS BOX!



NET WT 15 LB (6.80 kg)



Fruit Tree 6-2-4



Find Us Online

downtoearthfertilizer.com   @downtoearthfertilizers

Fruit Tree is specially formulated to encourage productive home orchards full of the delicious and nutritious tree fruits now popular in many backyard gardens. Down To Earth's Fruit Tree fertilizer provides primary nutrients for plant growth plus added calcium for proper fruit development, so you can enjoy bountiful crops of home grown fruit. From apples, pears and plums to mangos, pomegranates and figs, Fruit Tree can be used on all varieties of fruiting canes, shrubs and trees.

GUARANTEED ANALYSIS

TOTAL NITROGEN (N)	6.0%
0.8% Water Soluble Nitrogen	
5.2% Water Insoluble Nitrogen	
AVAILABLE PHOSPHATE (P ₂ O ₅)	2.0%
SOLUBLE POTASH (K ₂ O)	4.0%
CALCIUM (Ca)	8.0%
MAGNESIUM (Mg)	0.5%
0.5% Water Soluble Magnesium	

Derived from: Feather Meal, Fish Bone Meal, Calcium Carbonate, Langbeinite, Potassium Sulfate, Alfalfa Meal and Kelp Meal

ALSO CONTAINS NON PLANT FOOD INGREDIENT(S):
2.5% Humic Acids derived from Leonardite
**Humic Acids may increase micronutrient uptake by plants*

Listed by the Organic Materials Review Institute (OMRI) for use in organic production.

F002174



Approximate Conversions


2½ cups ≈ 1 lb

½ cup ≈ 3.2 oz

1 Tbsp ≈ 0.4 oz

APPLICATION RATES

<p>Pome Fruit (Apples, Pears, Asian Pears, Quince)</p> 	<p>Stone Fruit (Peaches, Plums, Cherries, Nectarines, Apricots) and Other Fruit (Figs, Kiwis, Mangos, Papaya, Starfruit)</p> 
<p><i>For non-bearing fruit trees – Years 1-3 after transplanting</i></p> <p>Do not mix fertilizer into planting hole.</p> <p>Apply 1 cup of Fruit Tree fertilizer per inch of trunk diameter just after blooming finishes in spring. Apply evenly to soil around the tree, starting a foot from the trunk and working outward toward the dripline.</p> <p>Make two repeat applications at one month intervals for a total of 3 cups of fertilizer per inch of trunk diameter per year.</p>	<p><i>For non-bearing fruit trees – Years 1-3 after transplanting</i></p> <p>Do not mix fertilizer into planting hole.</p> <p>Apply 2 cups of Fruit Tree fertilizer per inch of trunk diameter just after blooming finishes in spring. Apply evenly to soil around the tree, starting a foot from the trunk and working outward toward the dripline.</p> <p>Make two repeat applications at one month intervals for a total of 6 cups of fertilizer per inch of trunk diameter per year.</p>
<p><i>For bearing fruit trees -Years 3+</i></p> <p>Apply up to 2.5 lbs of Fruit Tree fertilizer just after blooming finishes in spring. Apply evenly to soil around the tree, starting 1 foot from the trunk and working outward to the drip line.</p> <p>Make one repeat application in mid-summer for a total of 5 lbs of fertilizer per year.</p>	<p><i>For bearing fruit trees -Years 3+</i></p> <p>Apply up to 4 lbs of Fruit Tree fertilizer just after blooming finishes in spring. Apply evenly to soil around the tree, starting 1 foot from the trunk and working outward to the drip line.</p> <p>Make one repeat application in mid-summer for a total of up to 8 lbs of fertilizer per year.</p>



Use of a dust mask is recommended for application of any dry fertilizer product.