

DIAMOND PRODUCTS Distributor Basics

2018



USA PRICING

Valid Until December 31, 2018



Quality Is Choice

Rev. December 2017



GOOD

Delux-Cut

- Basic quality diamond and economical cutting value

Specifications:

H8D - General purpose

H10D - Asphalt, green concrete, brick and block (includes drop set wear protection)



BETTER

Star Blue

- Good quality diamond and good cutting value

Specifications:

H8B - General purpose

H10B - Asphalt, green concrete, brick and block



BEST

Imperial Purple

- Better quality diamond and very good cutting life

Specifications:

H8I - General purpose

H10I - Asphalt, green concrete, brick and block

H8D			
SIZE	CAT #	UPC #	List Price
10" x .110 x 1"	22856	603461228565	\$101
12" x .110 x 1"	70495	603461704953	115
14" x .125 x 1"	70499	603461704991	122
H10D			
14" x .125 x 1"	50537	603461505376	\$122

H8B			
SIZE	CAT #	UPC #	List Price
14" x .125 x UNV	85261	603461852616	\$187
H10B			
14" x .125 x 1"	14355	603461143554	\$187

H8I			
SIZE	CAT #	UPC #	List Price
14" x .125 x UNV	78976	603461789769	\$420
H10I			
14" x .125 x UNV	15379	603461153799	\$420



PRO

Heavy Duty Orange MAXX

- Very high quality diamond and longer cutting life
- Diamond depth of .295" (7mm)
- Segment height of .395" (10mm)
- Heat isolation slots in segment for better cooling and faster cut

Specifications:

H7H - Hard Aggregate concrete

H8H - General purpose

H10H - Asphalt, green concrete, brick and block

H7H			
SIZE	CAT #	UPC #	List Price
14" x .125 x UNV	53741	603461537414	\$642
H8H			
14" x .125 x UNV	53742	603461537421	\$642
16" x .125 x UNV	90185	603461901857	
H10H			
14" x .125 x UNV	53743	603461537432	\$642



Cut-ALL Multi-Purpose Blades

- High speed blade with split segment design cuts cured and green concrete, brick and block, ductile iron and asphalt. Best suited for harder materials.
- Split segment for faster and more economical cutting.

Cut-ALL Multi-Purpose H8CA			
SIZE	H8CA Cat #	UPC #	List Price
12" x .125 x UNV	84967	603461849678	\$486
14" x .125 x UNV	84968	603461849685	571
16" x .125 x UNV	84969	603461849692	661
18" x .125 x 1"	86709	603461867092	1,057
Imperial Purple Cut-ALL H8ICA			
14" x .125 x UNV	15373	603461153737	\$514



Great for Metal

A2Z Vacuum Bonded Blades

- Vacuum bonded technology-diamonds are adhered to the core landing
- Great for rescue and emergency situations
- Cuts a wide range of materials

A2Z Vacuum Bonded Blade			
SIZE	T7AZ Cat #	UPC #	List Price
4-1/2" x .080 x 7/8"	21511	603461215114	\$121
7" x .095 x 7/8" *	21531	603461215312	192
14" x .125 x 1"	21571	603461215718	435
16" x .125 x 1"	21576	603461215763	573

*Includes 5/8" bushing



14" or 16" Blade Capacity

Gasoline Oil Mix

Features & Benefits

- Light weight and balanced for less operator fatigue
- Smooth start decompression valve reduces start up force by 70%
- Powerful 73cc & 81cc engine
- 5-stage filtration system
- Fully adjustable blade guard and water kit and garden hose connection included
- Modified decompression valve, carburetor and improved ignition coil for fast starting
- Improved fuel consumption and increased cutting efficiency
- Computerized ignition with digital timing control for easy starting, blade

FAST-CUT SLR HIGH SPEED SAWS

Model #	Engine Power	Part #	Cat #	UPC #	Product Weight (lbs)	List Price
FC7314SLR	5.6bHP, 73cc	5801528	03853	603461038537	21.38	\$1,326
FC8116SLR	6.1bHP, 81cc	5801532	45543	603461455435	23.40	1,712

FUEL FOR FAST-CUT SAWS

Description	Part #	Cat #	UPC #	List Price
VP FUEL MIX (Case of 8 Quarts)	6061305	51190	603461511902	\$75.32



VP FUEL MIX

- Recommended for use on Fast-Cut saws
- Easier starts, better performance
- No ethanol, no worries
- Sold in cases of 8 quarts


C14 & C16 ELECTRIC HAND SAWS

14"/16" Blade Capacity

Electric



C14



C16

C16 with Flush Cut Flange and Removable Side Guard

Features & Benefits:

- Wet or dry cutting
- Overload protection with load warning LED light - visible to operator
- Electrical cord with PRCD protection
- Detachable guide rollers
- Splash guard to protect from water spray
- Handles designed for optimal control
- Lightweight magnesium adjustable blade guard
- Water feed system with fine adjustable flow and quick release coupling

C14 & C16 HAND HELD ELECTRIC SAWS

Model #	Motor Power	Part #	Cat #	UPC #	List Price
C14 (14")	15A/120V	5801601	48975	603461489751	\$905
C16 (16")	15A/120V	5801605	72378	603461723787	1,263

Flush Cut Blades for C16

SIZE	Bond Spec	CAT #	UPC #	List Price
16" x .125 x LYFC	H7H	82549	603461825498	\$755
16" x .125 x LYFC	T7XL Turbo	82548	603461825481	439

Vacuum Skid Plate for C14

DESCRIPTION	Part #	CAT #	UPC #	List Price
C14 Vacuum Skid Plate	6078496	80698	603461806985	\$193



8" grinding head included
Cat # 03330



CC80E Floor Grinding Head

8" Head Capacity

Electric

Features & Benefits

- 2 HP Baldor - 1PH, 115V, 16 amp motor
- Includes 8" grinding head
- Remove paint, epoxy and rough spots
- Slurry skirt keeps the machine on the grinding surface
- 2800 rpm grinding head speed
- Includes 50ft, 12 gauge extension cord



Low profile for hard to reach areas

CC80E SINGLE HEAD LOW PROFILE FLOOR GRINDER

Model #	Engine/Motor Type	Part #	Cat #	Head Capacity	Product Weight (lbs.)	UPC #	List Price
CC82E1-8	2HP - 1PH - *115V or 230V Baldor® Electric	5800989	00707	8"	120	603461007078	\$3,200



Delux-Cut

- Basic quality diamond and economical cutting value

Specifications:

T7D - General purpose, fast cutting



Star Blue

- Good quality diamond and good cutting value

Specifications:

T7B - General purpose, fast cutting



Graviton™ Turbo

- Wavy core enhances cutting speed
- Continuous rim turbo style for a smooth cut

Specifications:

T7GR+ - General purpose, fast cutting, long life

Delux-Cut Turbo			
SIZE	Cat #	UPC #	List Price
4" x .080 x 7/8"	21124	603461211246	\$14
4-1/2" x .080 x 7/8"	21134	603461211345	16
6" x .080 x 7/8"	21141	603461211413	30
7" x .095 x 7/8"	21163	603461211635	36
10" x .110 x 1"	21204	603461212045	77
12" x .125 x 1"	21205	603461212052	111
14" x .125 x 1"	21212	603461212120	140

Star Blue Turbo			
SIZE	T7B Cat #	UPC #	List Price
4" x .080 x 7/8"	74959	603461749596	\$20
4-1/2" x .080 x 7/8"	74960	603461749602	22
7" x .095 x 7/8"	74961	603461749619	45

Graviton™ Plus Turbo			
SIZE	T7GR+ Cat #	UPC #	List Price
4" x .095 x 7/8"	57335	603461573351	\$44
4-1/2" x .100 x 7/8"	57347	603461573474	53
7" x .110 x 7/8"	57351	603461573511	105



X-Turbo Blade

- Unique turbo core with enhanced air holes to keep the blade cool at high speeds
- Includes a full radius drop segment for enhanced blade life.

T7X - General purpose, super fast cutting in multiple applications



XL-Turbo Blade

- Unique turbo core with even more air holes to keep the blade cool at higher speeds

T7XL - General purpose, super fast cutting



XXXL-Turbo Blade

- Three different segments for longer life, faster cutting and reliable performance

T7XL3 - General purpose, super fast cutting

X-Turbo Blades			
SIZE	T7X Cat #	UPC #	List Price
14" x .125 x 1"	63760	603461637602	\$210
16" x .125 x 1"	63763	603461637633	275

XL-Turbo Blades			
SIZE	T7XL Cat #	UPC #	List Price
14" x .125 x 1"	19312	603461193122	\$375
16" x .125 x 1"	20161	603461201612	439

Triple-XL Turbo Blades			
SIZE	T7XL3 Cat #	UPC #	List Price
14" x .125 x 1"	42891	603461428910	\$407
16" x .125 x 1"	42892	603461428927	481



Tyrolit BASIC Heavy Duty High Speed Gas & Portable Saw Wheels for Steel-Type 1



- Aluminum oxide grain
- Designed for all ferrous metals
- A free cutting wheel with exceptional cut rate and very good life
- Triple-reinforced for stability and safety

UNIVERSAL ARBOR

SIZE	Specification	Cat #	UPC #	Unit Pkg. Qty.	List Price
14" x 1/8" x UNV	A30P/100	51567	603461515672	10	\$12.97



Tyrolit BASIC Heavy Duty High Speed Gas & Portable Saw Wheels for Ductile/Cast Iron & Asphalt-Type 1

- Aluminum oxide/silicon carbide blend
- Designed for ductile pipe, asphalt and cast iron
- Exceptional cut rate and life
- Triple-reinforced for stability and safety

SIZE	Specification	Cat #	UPC #	Unit Pkg. Qty.	List Price
14" x 1/8" x UNV	AC24100	51568	603461515689	10	\$12.97



Tyrolit BASIC Heavy Duty High Speed Gas & Portable Saw Wheels for Masonry & Concrete-Type 1

- Silicon carbide grain
- Designed for cutting concrete, masonry, stone, brick and PVC pipe
- Exceptional cut rate and very long life
- Triple-reinforced for stability and safety

SIZE	Specification	Cat #	UPC #	Unit Pkg. Qty.	List Price
14" x 1/8" x UNV	1C24/100	51573	603461515733	10	\$12.97



Tyrolit BASIC Chop Saw Wheels for Steel Type 1



Tyrolit BASIC Super Thin Wheels for INOX, Steel & Stainless Steel Type 1



Tyrolit BASIC 2 in 1 Wheels Type 27



Zec® and Semi-Flexible Grinding Discs for Concrete/Masonry



Tyrolit BASIC 2 in 1 Zirconia Flap Discs for Steel and Stainless Steel-Type 29

Tyrolit BASIC Chop Saw Wheels for Steel - Type 1							
SIZE	Specification	Max RPM	Material #	Cat #	UPC #	Unit Pkg. Qty.	List Price
14" x 7/64" x 1"	A36BF	4400	20006708	58811	603461588119	10	\$7.47
14" x 3/32" x 1"	A36BF	4400	30011735	58810	603461588102	10	9.37
Tyrolit BASIC Super Thin Wheels for INOX, Steel & Stainless Steel - Type 1							
4-1/2" x .040 x 7/8"	WA60-BF	13280	486473	18568	603461185684	25	\$2.22
4-1/2" x .060 x 7/8"	WA60-BF	13280	222899	10001	603461100014	25	2.44
6" x .045 x 7/8"	WA60-BF	10200	34331611	44552	603461445528	25	2.75
Tyrolit BASIC 2 in 1 Wheels - Type 27							
4-1/2" x 1/4" x 5/8"-11	A30BF	13280	20006655	58819	603461588195	10	\$4.96
7" x 1/4" x 5/8"-11	A30BF	8600	20006661	58652	603461586528	10	8.38
Zec® and Semi-Flexible Grinding Discs for Concrete/Masonry							
4-1/2" x 7/8"	16-Grit Silicon	13280	SCGD4500	58155	603461581554	25	\$14.22
7" x 7/8"	16-Grit Silicon	8600	SCGD7000	58154	603461581547	25	16.55
Tyrolit BASIC 2 in 1 Zirconia Flap Discs for Steel and Stainless Steel-Type 29							
4-1/2" x 7/8"	ZA60-B	13280	273810	48199	603461481991	10	\$4.93



Right Angle Grinder



Electric Circular Saw



Type 1



Type 29



Star Blue Wet Core Bore Bit
BOL-General purpose, cured concrete and hard materials

Star Blue Wet Core Bore Bits			
SIZE	BOL Cat #	UPC #	List Price
1-1/2"	09989	603461099899	\$129
2"	10028	603461100281	164
3"	10041	603461100410	232
4"	10057	603461100571	312
5"	10083	603461100830	407
6"	10084	603461100847	490
8"	10103	603461101035	716



Heavy Duty Orange Wet Core Bore Bit

- Excellent footage and drilling speed. Designed for all types of wet drilling in applications with light to moderate steel
 - Very high quality diamond and longer coring life.
- HOL**- General Purpose, Longer Life

Heavy Duty Orange Wet Core Bits			
SIZE	HOL Cat #	UPC #	List Price
1-1/2"	15525	603461155250	\$216
2"	15479	603461154796	264
3"	00005	603461000055	373
4"	00007	603461000079	497
5"	00009	603461000093	652
6"	00010	603461000109	786
8"	05183	603461051835	1,144



Star Blue
 Good quality diamond and good coring value
DB-Block and soft brick-not for use on concrete

Star Blue Dry Hole Saw Bits			
SIZE	DB Cat #	UPC #	List Price
1-1/2"	35392	603461353922	\$120
2"	35406	603461354066	144
3"	35444	603461354448	203
4"	35453	603461354530	242
5"	35478	603461354783	337
6"	35479	603461354790	418



Premium Black Wet Core Bore Bit

- Very High diamond concentration gives maximum footage and drilling speed in all types of wet drilling applications.
 - Good in moderate to high steel applications. Highest quality diamond and longest coring life
- POL**- General Purpose, Longest Life - for the professional driller

Premium Black Wet Core Bits			
SIZE	POL Cat #	UPC #	List Price
7/8"	06004	603461060042	\$197
1"	05293	603461053931	201
1-1/8"	05306	603461053068	205
1-1/2"	05441	603461054416	236
2"	05529	603461055291	301
3"	05661	603461056618	431
4"	05761	603461057615	592
5"	05843	603461058438	753
6"	05892	603461058926	906
8"	05984	603461059848	1,261
12"	05361	603461053617	1,776



Premium Black Wet Tile Bits

- Wet thinwall core bits with 2" core length for fast, smooth coring in tile
- 3" overall length.

SPECIFICATION:

P28Z-Very hard materials, fast coring

Premium Black Tile Bits			
SIZE	P28Z Cat #	UPC #	List Price
1-1/4"	73913	603461739139	\$251
1-3/8"	73914	603461739146	257
1-1/2"	73924	603461739245	263
1-3/4"	73915	603461739158	274

M-1 Complete Core Rigs

Standard 10" Bit Capacity (Milwaukee)
Standard 16" Bit Capacity (CB733)

Electric

Features & Benefits

- 2-1/2" square column (mast) with black oxidized finish
- 6" wheels for easy mobility
- Vacuum pump for quick mounting to flat surface without drilling an anchor hole
- Slide handle allows for drilling in tight areas
- Combination base is a quick change over from vacuum to anchor base

M-1 Spacer Block - Part # 4400072, UPC # 603461019248 - \$100
1015 Adapter (1.250-7 to 5/8"-11) - Part # 4400008, UPC # 603461018784 - \$49
125-12 Extension (12") - Part # 4400006, UPC # 603461018739 - \$177



Bit not included
CB733 model does not need control panel - not included

M-1 COMPLETE CORE RIGS

Motor	Power	Combo Rig Part #	Cat #	RPM	UPC #	Product Weight (lbs.)	List Price
Core Bore CB733	20 amp	4245115	39317	345/630/1000	603461393171	134	\$3,143
Milwaukee 4096	20 amp	4245059	01794	450/900	603461017947	129	3,206

CB500HH

3" Bit Capacity

Electric



Features & Benefits:

- 1300 Watt, 115 Volt electric motor
- 2-Speed gear box (1100 rpm and 2200 rpm) with slip clutch
- 5/8"-11 spindle and 1.250"-7 adapter
- Water hose connection for wet drilling
- 16" cord length

WEKA DK12 & DK13

3" Bit Capacity

Electric



Features & Benefits:

- Thermal overload protection
- Side handle for stability
- Water connection for wet coring DK12 & DK13) or dry vacuum port (DK13 only)
- Carrying case and spindle wrench

DK12 (Wet)

DK13 (Wet/Dry)

CB500HH HAND HELD MOTOR

Motor/Model #	AMP	Part #	Cat #	RPM	UPC #	Product Weight (lbs.)	List Price
CB500HH	9 (115V)	4244004	66672	800	603461606725	31	\$867
Weka DK12 (WET)	14	4244017	01738	970/2330/4400	603461017381	25	2,181
Weka DK13 (WET/DRY)	14	4244062	47055	970/2330/4400	603461470551	25	2,395

M-4

6" Bit Capacity, 3" (hand held)

Features & Benefits:

- Reversible slide handle (for use on left or right side)
- Top carrying handle
- Quick release motor mount
- 4 Leveling screws on base
- RPM: 970/2330/4400



Bit not included

M1AA-15

6" Bit Capacity

Features & Benefits

- Spring loaded slide handle for easy coring
- Convenient carrying handle on carriage
- Easy to use for standard hole drilling
- Trap ring keeps water contained
- Single speed - 800 RPM



Bit not included

SMALL COMBINATION DRILL RIGS

Model #	Motor	Part #	Cat #	UPC #	Product Weight (lbs.)	List Price
M4C-14-DK12-V	14 Amp Weka DK12	4240001	00020	603461000208	74	\$3,398
M1AA-15	15 amp Core Bore	4220050	85986	603461859868	35	1,416



GOOD

Delux-Cut

- Basic quality diamond and economical cutting value
- E2D** - General purpose concrete

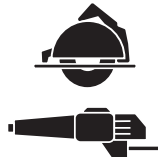
Delux-Cut			
SIZE	E2D Cat #	UPC #	List Price
4" x .080 x 7/8"	20966	603461209663	\$14
4-1/2" x .080 x 7/8"	21002	603461210027	16
6" x .080 x 7/8"	22783	603461227834	29
7" x .080 x 7/8"	22785	603461227858	33

Delux-Cut Single & Double Row

- Basic quality diamond and economical grinding value
- S5D** - General purpose grinding and removal
- D5D** - General purpose grinding, aggressive removal - long life



Delux-Cut Segmented Cup Grinders			
SIZE	S5D Cat #	UPC #	List Price
4" x 5/8-11 Single Row	22405	603461224055	\$51
7" x 5/8-11 Single Row	22408	603461224086	99
4-1/2" x 5/8-11 Double Row	22415	603461224154	99
7" x 5/8-11 Double Row	22418	603461224185	143



BETTER


Star Blue

- Basic quality diamond and good cutting value
- E2B** - General purpose concrete

Star Blue			
SIZE	E2B Cat #	UPC #	List Price
4" x .070 x 7/8"	74950	603461749503	\$18
4-1/2" x .070 x 7/8"	74951	603461749510	21
7" x .080 x 7/8"	74952	603461749527	41
4-1/2" x .250 tuck point	74967	603461749671	71

Delux-Cut Spiral Turbo

- Spiral turbo for a fast grind
- T5D** - General purpose concrete grinding and removal



Delux-Cut Spiral Turbo Cup Grinders			
SIZE	T5D Cat#	UPC #	List Price
4" x 5/8-11 (10 seg)	22419	603461224192	\$54
7" x 5/8-11" (12 seg)	22474	603461224741	96



GOOD

Delux-Cut

- Basic quality diamond and economical cutting value
- TD2D** - Dry/Wet tile cutting

Delux-Cut Dry Tile			
SIZE	TD2D Cat #	UPC #	List Price
4" x .060 x 7/8"	20664	603461206648	\$19
4-1/2" x .060 x 7/8"	20675	603461206754	22
5" x .060 x 7/8"	20681	603461206815	28
7" x .060 x 5/8"	20721	603461207218	49
10" x .060 x 5/8"	20751	603461207515	65



BETTER

Star Blue

- Good quality diamond and good cutting value
- TD2B** - Dry/Wet tile cutting

Star Blue Dry Tile			
SIZE	TD2B Cat #	UPC #	List Price
4" x .060 x 7/8"	80012	603461800129	\$24
7" x .060 x 7/8"	80014	603461800143	62
8" x .060 x 7/8"	80015	603461800150	74
10" x .060 x 7/8"	80016	603461800167	82



BEST

Heavy Duty Orange

- High quality diamond and long cutting life
- T17H** - Dry/Wet tile cutting for **porcelain**

H.D. Orange Dry Tile			
SIZE	T17H Cat #	UPC #	List Price
7" x .060 x 7/8"	57855	603461578554	\$89
8" x .060 x 7/8"	12352	603461123525	100
10" x .060 x 7/8"	12359	603461123594	122

CC600T Tile Saw

7" Capacity (5/8" arbor)

Electric



Blade included!



CC900TE Tile Saw

10" Capacity (5/8" arbor)

Electric



Blade included!



Features & Benefits:

- 2-1/4" cutting depth
- Rip cut up to 17", diagonal cut to 12"
- Includes 45° and 90° rip guide/miter block

Features & Benefits:

- 3-3/4" cutting depth
- 1-1/2 HP, 15amp, 115V high torque motor
- Rip cut up to 20", diagonal cut to 14"
- Includes 45° and 90° rip guide/miter block

CC600T TILE SAW						
Model #	Motor Make	Motor Power	Part #	Cat #	UPC #	List Price
CC600T	Baldor®	3/4 HP	5800558PKG	65019	603461650199	\$746
CC900TE TILE SAW						
CC900TE	Baldor®	1-1/2 HP	5800559PKG	65020	603461650205	\$1,309
TILE SAW STANDS						
CC600T TILE SAW STAND			6043383	80419	603461804196	\$198
CC900TE TILE SAW STAND			6043528	03734	603461037341	240

CC300M Masonry Saw

14" Capacity

Electric



* Blade not included

Features/Benefits:

- Cuts 5" deep with 14" blade
- Powerful 2 HP electric motor
- Includes 2 spare air filters

CC300M MASONRY SAW					
Model #	Motor Power	Part #	Cat #	UPC #	List Price
CC300M	2 HP - 115 Volt 15 amp	5800730	84807	603461848077	\$1,221
CC300M MASONRY SAW STAND					
Description	Part #	Cat #	UPC #	List Price	
CC300M Stand	6043056	84808	603461848084	\$193	

CC515MXL2E1 MASONRY SAW					
Model #	Motor Power	Part #	Cat #	UPC #	List Price
CC515MXL2E1	Baldor 1.5HP Electric 1PH, 115V	5800799	03725	603461037259	\$2,425
CC515MXL2E1M MASONRY SAW STAND					
Description	Part #	Cat #	UPC #	List Price	
CC500M Stand	2500839	46870	603461468701	\$296	

CC500MXLII Masonry Saw

14" Capacity

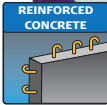
Electric



* Blade not included

Features/Benefits:

- Stay level blade guard
- Removable cutting head
- Side carrying handles
- Open back cutting
- Includes water pump
- Stand sold separately



Imperial Purple for Concrete

- .394" Diamond Depth
- Economical blades that work well for contractors who don't have a heavy volume of cutting to do.
- Basic quality diamond and economical cutting value.

MEDIUM AGGREGATE

Imperial Purple Specifications for Light to Medium Reinforced Concrete

C2650I



Imperial Purple for Asphalt

- .312" Diamond Depth
- Delivers the speed and convenience of a diamond blade compared with abrasive blades that require frequent blade changes.
- Basic quality diamond and economical cutting value

MEDIUM AGGREGATE ASPHALT/ GREEN CONCRETE

Imperial Purple Specification

A6000I



Heavy Duty Orange

- .250" Diamond Depth
- Fast cutting blade that works well with a wide variety of high or low HP saws.
- Combines long life performance while maximizing your blade dollars.

SPECIFICATIONS:

C52HXM - Medium hard aggregate with moderate steel

AC62DWHXM - Asphalt over concrete medium aggregate

A606HXM - Asphalt with medium aggregate



Star Blue

- Dry walk behind sawing
- Good quality diamond and good cutting value

SPECIFICATIONS:

DC1B - Concrete dry

DA2B - Asphalt dry



For use on low HP walk behind saws <20hp

IMPERIAL PURPLE WET CURED BLADES

SIZE	PART #	CAT #	UPC #	List Price
14" x .125	CI14125M	36800	603461368001	\$471
16" x .125	CI16125M	36808	603461368087	540
18" x .125	CI18125M	36809	603461368094	605
20" x .140	CI20140M	36811	603461368117	704
24" x .155	CI24155M	36814	603461368148	1,033
26" x .155	CI26155M	36815	603461368155	1,182

IMPERIAL PURPLE ASPHALT/GREEN CONCRETE/ ASPHALT OVER CONCRETE WET BLADES

SIZE	PART #	CAT #	UPC #	List Price
14" x .140	AI14140XM	36821	603461368216	\$559
18" x .140	AI18140XM	36822	603461368223	743
20" x .140	AI20140XM	36823	603461368230	831
24" x .155	AI24155XM	36824	603461368247	1,079
26" x .165	AI26165XM	36825	603461368254	1,235

HEAVY DUTY ORANGE WALK BEHIND BLADES

SIZE	Cat #	UPC #	List Price
C52HXM - CURED CONCRETE - HARD AGGREGATE			
14" x .125	35386	603461353861	\$655
18" x .125	15386	603461153867	859
26" x .155	53163	603461531634	1,569
30" x .175	32849	603461328494	1,846
C56HM - CURED CONCRETE - MED AGGREGATE			
14" x .125	07583	603461075831	655
18" x .125	07673	603461076739	859
AC62DWHXM - ASPHALT OVER CONCRETE			
14" x .125	40274	603461402743	\$667
18" x .125	39012	603461390125	874
26" x .155	42068	603461420686	1,566
30" x .175	39752	603461397520	1,874
A606HXM - ASPHALT			
14" x .125	15066	603461150668	\$667
18" x .125	19336	603461193368	874
26" x .155	25563	603461255639	1,566
30" x .175	43394	603461433945	1,874

Star Blue Dry Walk Behind

SIZE	Cat #	UPC #	List Price
DC1B - CONCRETE			
14" x .125 x 1"	70426	603461704267	\$232
18" x .125 x 1"	83679	603461836791	379
DA2B - ASPHALT			
14" x .125 x 1"	70422	603461704229	\$232
18" x .125 x 1"	83678	603461836784	379

Water tank optional



* Blade not included

CC1200XL Small Saws

14" & 18" Blade Capacity

Gasoline

Features & Benefits

- Heavy duty design, but light weight
- Easy to read built-in depth indicator
- Heavy duty handles do not rattle
- Water tank and lifting bale (tank optional)

Specifications

Max Depth (14"): 4-5/8"
 Max Depth (18"): 6-5/8"
 Blade Shaft RPM: 2,600
 Arbor Size: 1" w/DPH
 Raise/Lower: Screw feed

Water tank optional



* Blade not included

CC1300XL Saws

14"-20" Blade Capacity


Gasoline

Features & Benefits:

- Heavy duty frame design
- Four position heavy duty handles
- Solid sealed and self aligning blade shaft bearings
- Left or right side sawing
- Optional water tank available

Specifications

Max Depth (14"): 4-5/8"
 Max Depth (18"): 6-5/8"
 Blade Shaft RPM: 2,600
 Arbor Size: 1" w/DPH
 Raise/Lower: Screw feed



CC1820HXL-S-20 Saw

14"-20" Blade Capacity

Gasoline

Features & Benefits:

- Electric start option
- Self propelled drive
- Easy access to battery
- Screw feed raise and lower
- Left or right side sawing
- Lifting hook standard on all models
- Self aligning blade shaft bearings

Specifications

Max Depth (20"): 7-5/8"
 Blade Shaft RPM: 2,600
 Arbor Size: 1" w/DPH
 Raise/Lower: Screw feed
 Transmission: Eaton 10
 Drive Speed: 0-80 fpm

* Blade not included



CC3500-30 Saws

14"-30" Blade Capacity

Gasoline

Features & Benefits:

- Great mid-size saw for service, utility work and rental
- Briggs-Vanguard or Kohler engine options
- Easy to maneuver self propelled drive
- Strongest frame on the market
- Fits through a 30" door frame
- Cyclone 4-stage air cleaner

Specifications

Max Depth (30"): 12-3/8"
 Blade Shaft RPM: 2,600
 Arbor Size: 1" w/DPH
 Raise/Lower: Hyr Pump
 Transmission: Eaton 10
 Drive Speed: 0-200 fpm

* Blade not included

CC1200XL, CC1300XL, CC1800XL & CC3500 WALK BEHIND SAWS

Saw Model #	Engine Make	Engine/Motor Model	Engine/Motor Power	Blade Capacity	Part #	Cat #	UPC #	Product Weight (lbs)	List Price
CC1211HXL-18	Honda®	GX390	11.7 HP, 19.5 Torque (lbs.-ft.)	18"	5801097	32453	603461324533	285	\$3,026
CC1213BXL-18	Briggs®	2100	13 HP 420cc, 21 Torque (lbs.-ft.)	18"	5801098	32454	603461324540	290	2,462
CC1311HXL-18	Honda®	GX390	11.7 HP, 19.5 Torque (lbs.-ft.)	18"	5800571	69995	603461699952	260	3,812
CC1313BXL-18	Briggs®	2100	13 HP 420cc, 21 Torque (lbs.-ft.)	18"	5801116	61494	603461614948	265	3,048
CC1820HXL-S-20	Honda®	GX630	20.8 HP, 35.6 Torque (lbs.ft.)	20"	5800668	53351	603461533515	470	7,735
CC3535JBV-30	Briggs®	Vanguard	35 HP	30"	5801308	25337	603461253376	1,065	16,913
CC3537JK-30	Kohler®	Command	37 HP (55.3 torque)	30"	5801304	25322	603461253222	1,040	19,545

2018

DUST CONTROL



DRY VACUUM BIT ADAPTER

For use with a standard shop vacuum to remove dust and debris. Great for use in clean areas where dust control is required.

Heavy Duty Orange DRY VACUUM BIT

Very high quality diamond and Longer Life

- Do not use in applications with steel heavier than wire mesh
- 9" drilling depth with 1.250"-12 threaded hub
- NOT designed for hard aggregate concrete

DVH - Brick/block and non-reinforced concrete

BRICK & BLOCK



GENERAL PURPOSE CONCRETE



Heavy Duty Orange Dry Vacuum Bits				
SIZE	Part #	DVH Cat #	UPC #	List Price
2"	BDVH2000	04780	603461047807	220
2-1/2"	BDVH2500	04785	603461047852	239
3"	BDVH3000	04789	603461047890	312
3-1/2"	BDVH3500	04793	603461047937	351
4"	BDVH4000	04796	603461047968	372
4-1/2"	BDVH4500	04799	603461047999	450
5"	BDVH5000	04802	603461048026	518
6"	BDVH6000	04805	603461048057	644

*Dry Vacuum Bits Must Use a Core Vac Dry Vacuum Air Swivel

Core Vac Dry Vacuum Air Swivel				
Description	Part #	Cat #	UPC #	List Price
5/8"-11 to 1.250"-12 Core Vac Dry Vacuum Air Swivel Assembly	4400125	01950	603461019507	\$286
Swivel Extension-(12")	4400126	01951	603461019514	61.80



BIT BANDIT

- Installs in seconds
- 1-1/2" vacuum port
- Clear polycarbonate for visible coring
- Heavy duty, flexible material to withstand rugged job sites



BIT BANDIT FOR DUST REMOVAL				
Description	UPC #	Part #	Cat #	List Price
Bit Bandit for 1" to 4" diameter bits	603461928595	2508102	92859	\$43.95
Bit Bandit for 2" to 8" diameter bits	603461928199	2508103	92819	54.95



CUP BANDIT

- Rubber collar allows movement with the tool
- Clear polycarbonate for visible grinding
- Fits 3 size ports: 1-1/2" & 2" vacuum port
- Removable edge to allow grinding against a wall
- Heavy duty material to withstand rugged job sites



CUP BANDIT FOR DUST REMOVAL				
Description	UPC #	Part #	Cat #	List Price
Cup Bandit for 5" cup grinders	603461935074	2508100	93507	\$75.95
Cup Bandit for 7" cup grinders	603461936842	2508101	93684	79.95



Diamond Products Limited
333 Prospect St - Elyria, OH 44035
800-321-5336 - diamondproducts.com

#LIT0017

Quality Is Choice