



# 2016 MRO Products Catalog

VOL I

Tel: 844-639-8610 • Fax: 205-876-8275  
[jswamorders@worldandmain.com](mailto:jswamorders@worldandmain.com)



Formerly  
HBC Home & Hardware Products

For more than 40 years, HBC Home and Hardware products has provided customers with hard working products from hardware, tools and plumbing supplies, to electrical products, paint sundries and more. We are still the same company you have trusted over the years, but now we offer even more.

Under the banner World and Main, we've broadened our assortment of product and become a comprehensive, one-stop shop for many of your product needs. This catalog is brimming with over 9,000 SKUs including builder's hardware such as doorknobs, peepholes and sash locks, safety products and an expanded plumbing product offering.

World and Main stocks thousands of SKUs in over 1.3 million square feet of warehouse space in five locations throughout the United States. That means you can count on the products you need being in stock - and in many parts of the country, receive them via overnight delivery or even the same day! We'll ship in whatever configuration meets your business needs - box, case, pallet, truckload or container, you decide!

So, give us a call and speak with one of our sales professionals. They will answer your questions, give product advice, and as always, get you the product you need, when you need it.

We are World and Main. And we are dedicated to delivering simplicity and facilitating your success.

## **World and Main, LLC**

324A Half Acre Road  
Cranbury, NJ 08512

844-639-8610 • Fax 205-876-8275  
jswamorders@worldandmain.com

Order Online!

Visit: **[www.worldandmain.com](http://www.worldandmain.com)**

# Comfort Zone<sup>®</sup>

America's Heating and Cooling Choice

For more than a decade, Comfort Zone<sup>®</sup> has grown to become a trusted brand, recognized nationally as a leader in home environment products. Comfort Zone heaters, fans and humidifiers provide safe and reliable performance with exceptional value and thoughtful innovations.


The full line of Comfort Zone heaters includes Fan Forced, Ceramic, Tower, Radiant, Convection, Oil-Filled and Quartz Infrared models. All models feature advanced safety features such as overheat sensors, tip-over switches and stay-cool housings.



## Baseboard Heaters

### BASEBOARD HEATER

- Convection Heater
- 750/1500 Watts
- Adjustable Thermostat
- Silent Operation
- Safety Tip-Over Switch
- Box: 30" x 6.25" x 10.75"




# CZ600  
pk. 1



### DIGITAL BASEBOARD HEATER

- Convection Heater • Digital
- 750/1500 Watts
- Adjustable Digital Thermostat
- Digital Display
- Timer Function
- Silent Operation
- Safety Tip-Over Switch
- Box: 30" x 6" x 11"




# CZ650  
pk. 1



## Tower Heaters

### STANDARD OSCILLATING TOWER HEATER/FAN




- Ceramic Element
- Fan Forced
- Three Settings: 800/1500 Watts, Fan Only
- 80° Oscillation
- Safety Tip-Over Switch
- Stay-Cool Body
- Box: 7.75" x 7.75" x 17.25"

# CZ488  
pk. 1



## Oil-Filled Heaters

### SLIMLINE RADIATOR



- Convection Heater
- Slim Design
- Three Heat Settings: 500/700/1200 Watts
- Adjustable Thermostat
- Safety Overheat Protection System
- Factory/Permanently Sealed
- Safety Tip-Over Switch
- Oversized Wheels for Easy Movement
- Box: 15" x 4.75" x 26.75"

# CZ7007J  
pk. 1



### FASHION OSCILLATING CERAMIC TOWER HEATER



- Ceramic Element
- Fan Forced
- Digital
- 2 Heat Settings
- Oscillation for Wide Heat Dispersion
- Adjustable Thermostat
- Wide Oscillation
- Safety Tip-Over Switch
- Box: 8.3" x 7.1" x 16.5"

# CZ430WT  
pk. 4



### DELUXE RADIATOR



- Convection Heater
- Full Size
- 3 Heat Settings
- Adjustable Thermostat
- Permanently Sealed 5-Channel Design - Never Needs Refilling
- Safety Tip-Over Switch
- Safety Overheat Protection System
- Stay Cool Molded Handle
- 360° Swivel Wheels for Easy Movement
- Power Indicator Light
- 6' Long Cord with Integral Cord Storage

# CZ8008  
pk. 1



### DELUXE OSCILLATING TOWER HEATER/FAN



- Ceramic Element
- Fan Forced
- Digital
- Three Settings: 750/1500 Watts, Fan Only
- Wide Oscillation
- Timer Function
- Safety Tip-Over Switch
- Box: 9.75" x 10.5" x 22.5"



# CZ499R with Remote  
pk. 1



### DELUXE DIGITAL RADIATOR



- Convection Heater
- Full Size
- Digital
- 750/1500 watts
- Digital Thermostat with Temperature Setting
- 7 Fins
- Safety Tip-Over Switch
- Box: 16" x 6.25" x 26.5"



# CZ9009  
pk. 1



## Personal Heaters

### PERSONAL HEATER/FAN

- Fan Forced Wire Element
- Three Settings:
  - 500/1000 Watts, Fan Only
  - Caution Indicator Light
  - Box: 7.25" x 3.5" x 8.25"
- Powerful and Compact



# CZ25  
pk. 6



### DUAL POSITION HEATER/FAN

- Fan Forced Wire Element
- Lay Flat or Stand Up
- Three Settings: 750/1500 Watts, Fan Only
- Adjustable Thermostat
- Metal Safety Grille
- Box: 9.75" x 5" x 10"



# CZ30  
pk. 6



### COMPACT HEATER/FAN

- Fan Forced Wire Element
- Three Settings: 750/1500 Watts, Fan Only
- Adjustable Thermostat
- Box: 9.25" x 5.5" x 10.5"



# CZ40 White pk. 6  
# CZ40BK Black pk. 6



### CLASSIC OSCILLATING HEATER/FAN

- Fan Forced Wire Element
- Three Settings: 750/1500 Watts, Fan Only
- Adjustable Thermostat
- 70° Oscillation
- Safety Tip-Over Switch
- Box: 9" x 7" x 11.75"



# CZ50  
pk. 6



### HEATER/FAN

- Fan Forced Wire Element
- Three Settings: 750/1500 Watts, Fan Only
- Adjustable Thermostat
- Safety Tip-Over Switch
- Box: 8.9" x 7.5" x 11.8"



# CZ35  
pk. 6



### HEATER/FAN

- Ceramic Heating Element
- Fan Forced
- Three Settings: 750/1500 Watts, Fan Only
- Adjustable Thermostat
- Safety Tip-Over Switch
- Box: 6.6" x 5.6" x 10"




# CZ442  
pk. 6



### PERSONAL DESKTOP CERAMIC HEATER

- Ceramic Heating Element
- Fan Forced
- Perfect for Desktop Use
- Comfortable 250 Watt Output
- Heats Your Personal Space
- Safe, Concentrated Warmth
- Box: 4.75" x 4.75" x 7.9"



# CZ410WT  
pk. 12



### OSCILLATING CERAMIC HEATER

- Ceramic Heating Element
- Fan Forced
- Three Settings: 750/1500 Watts, Fan Only
- Adjustable Thermostat
- Integral Molded Handle
- Oscillating
- Safety Tip-Over Switch
- Box: 8.75" x 6.5" x 11.6"



# CZ449  
pk. 2



### STANDARD OSCILLATING HEATER/FAN

- Ceramic Heating Element
- Fan Forced
- Three Settings: 750/1500 Watts, Fan Only
- Adjustable Thermostat
- Oscillating
- Safety Tip-Over Switch
- Box: 6.6" x 5.6" x 11.25"



# CZ448  
pk. 6



## Infrared/Quartz Heaters

### DURABLE RADIANT HEATER

- Infrared/Quartz Heater
- On/Off Switch with 2 Heat Settings
- Adjustable Thermostat
- Dual Quartz Tubes
- Metal Body
- Safety Tip-Over Switch
- Safety Overheat Protection System
- Stay Cool Molded Handle
- Power and Caution Indicator Lights
- 6' Long Cord
- Box: 22.75" x 9" x 10"



# CZQTV6  
pk. 1



### QUARTZ DUAL HEATER

- Infrared/Quartz Heater
- 750/1500 Watts
- Dual Quartz Tubes
- Adjustable Thermostat
- Safety Tip-Over Switch
- Safety Overheat Protection System
- Stay Cool Molded Handle
- Power Indicator Light
- Box: 13.8" x 10.3" x 24"




# CZQTV007BK  
pk. 1



### OSCILLATING FLAT PANEL DUAL HALOGEN HEATER

- Infrared/Halogen Heater
- 400/800 Watts
- 70° Oscillation
- Dual Halogen Tubes
- Lightweight
- Noiseless Operation
- Safety Tip-Over Switch
- Box: 12" x 6" x 23"



# CZHTV9  
pk. 4



### DELUXE HEATER

- Infrared/Quartz Heater
- Fan Forced
- 750/1500 Watts
- Dual Quartz Tubes
- Adjustable Thermostat
- Dual Speed Fan
- Metal Grille
- Safety Tip-Over Switch
- Box: 21.5" x 9" x 14"



# CZQTV33  
pk. 1



## Radiant Heaters

### RADIANT HEATER

- Radiant Heater
- Fan Forced
- 1250/1500 Watts
- Adjustable Thermostat
- Alarm Indicator Light
- Safety Tip-Over Switch
- Flip Up Handle
- Box: 18" x 5" x 11"



# CZ550  
pk. 4



### DELUXE RADIANT HEATER

- Radiant Heater
- Fan Forced
- 1250/1500 Watts
- Adjustable Thermostat
- Alarm Indicator Light
- Safety Tip-Over Switch
- Flip Up Handle
- Box: 19.5" x 11.75" x 6.25"



# CZ530  
pk. 4



### COMPACT RADIANT HEATER

- 1320 Watts
- Adjustable Thermostat
- Stay Cool Metal Body Stays Cool
- Safety Tip-Over Switch
- Box: 15.75" x 6.75" x 9.75"



# CZ330  
pk. 6



### OSCILLATING PARABOLIC DISH HEATER

- Radiant Heater
- 750/1000 Watts
- 70° Oscillation
- Adjustable Tilt
- Carry Handle
- Stay Cool Flocked Safety Grill
- Safety Tip-Over Switch
- Box: 15" x 9.25" x 18.75"



# CZ998  
pk. 1



### CEILING MOUNTED DUAL QUARTZ HEATER

- Infrared/Quartz Heater
- 750/1500 Watts
- 90° Tilting Bracket
- Pull String Switch Controls Heat Settings and Halogen Light
- Durable Metal Housing
- Grounded Cordset
- Box: 26.5" x 5.25" x 14.25"

Heater Works With or Without Light



# CZQTV5M  
pk. 4



# POWERGEAR™

by **Comfort Zone.**  
America's Heating and Cooling Choice

The Powergear™ line of heaters and fans builds on the Comfort Zone® reputation for safety and reliability with exceptional value and thoughtful innovations. Powergear products bring rugged, hard-working performance and features to the job-site or home.

Powergear products are designed with the contractor in mind, but can be used by anyone. Oversized knobs, switches and handles are easy to use with gloved hands. Heavy-duty details like copper motors and metal fan blades deliver strong performance.



## DELUXE "MILKHOUSE" HEATER/FAN



- Fan Forced Wire Element
- Three Settings: 1300/1500 Watts, Fan Only
- Durable Metal Housing
- Adjustable Thermostat
- Safety Tip-Over Switch
- Box: 10.25" x 7.5" x 15"

# CZ798BK pk. 1 Black  
# CZ798 pk. 1 Grey



## SHOP HEATER



- Fan Forced Wire Element
- Three Settings: 750/1500 Watts, Fan Only
- Adjustable Thermostat
- Wide Stable Base and Adjustable Tilt
- All Metal Body
- Long 6ft. Cord
- Padded Carry Handle
- Box: 10" x 7" x 11.5"

# CZ250 pk. 4



## JOB SITE HEATER



- Ceramic Heating Element
- Fan Forced
- Three Settings: 750/1500 Watts, Fan Only
- Adjustable Thermostat
- All Metal Body
- Pivoting Cradle Base
- Long 6ft Grounded Cordset
- Safety Caution Light
- Box: 9" x 9" x 8.75"

# CZ285 pk. 6



## HEATER/FAN



- Fan Forced Wire Element
- All Metal
- Three Settings: 750/1500 Watts, Fan Only
- All Metal Body
- Caution Indicator Light
- Adjustable Thermostat
- Box: 8" x 6" x 6.75"

# CZ707 pk. 6



**FORCED AIR PROPANE HEATER [35,000 BTUs]**

- Heats an Area up to 1200 sq. ft.
- Safe & Clean Burning Propane Gas
- Electrical Ignition
- Safety Flame Sensor & Overheat Cut-Off Switch
- 10 ft. Hose and Regulator Assembly Included
- 15 Hours of Continuous Operation When Attached to 20 lb Propane Tank
- ETL Approved for Sale in US and Canada
- 35,000 BTUs
- Box: 11.75" x 8.75" x 15.5"



# CZPP100  
pk. 1

Replacement Hose  
pk.1 # CZPPH5



**FORCED AIR PROPANE HEATER [52,000 BTUs]**

- Heats an Area up to 1800 sq. ft.
- Safe & Clean Burning Propane Gas
- Electrical Ignition
- Safety Flame Sensor & Overheat Cut-Off Switch
- 10 ft. Hose and Regulator Assembly Included
- 13.5 Hours of Continuous Operation When Attached to 20 lb Propane Tank
- ETL Approved for Sale in US and Canada
- 52,000 BTUs
- Box: 16.93" x 10.43" x 14.96"



# CZPP200  
pk. 1

Replacement Hose  
pk.1 # CZPPH5



**FORCED AIR PROPANE HEATER [40,000 - 60,000 BTUs]**

- Heats an Area up to 1800 sq. ft.
- Safe & Clean Burning Propane Gas
- Electrical Ignition
- 3 Heat Settings and Adjustable Heat Angle
- Safety Flame Sensor & Overheat Cut-Off Switch
- 10 ft. Hose and Regulator Assembly Included
- 13.5 Hours of Continuous Operation When Attached to 20 lb Propane Tank
- ETL Approved for Sale in US and Canada
- 40,000 - 60,000 BTUs
- Box: 19.29" x 9.84" x 14.56"



# CZPP300  
pk. 1

Replacement Hose  
pk.1 # CZPPH3



**FORCED AIR PROPANE HEATER [70,000 - 100,000 BTUs]**

- Heats an Area up to 3600 sq. ft.
- Safe & Clean Burning Propane Gas
- Electrical Ignition
- 3 Heat Settings and Adjustable Heat Angle
- Safety Flame Sensor & Overheat Cut-Off Switch
- 10 ft. Hose and Regulator Assembly Included
- 10 Hours of Continuous Operation When Attached to 20 lb Propane Tank
- ETL Approved for Sale in US and Canada
- 70,000 - 100,000 BTUs
- Box: 27.16" x 11.41" x 16.92"



# CZPP400  
pk. 1

Replacement Hose  
pk.1 # CZPPH4



**RADIANT PROPANE TANK TOP HEATER**

- Durable Metal Construction with Chrome Grille
- Single Burner Output 9,000 - 15,000 BTUs
- Double Burner Output 18,000 - 30,000 BTUs
- Safety Tip-Over Shut-Off
- Match Light Ignition
- Can be Used Outdoors or Indoors in Well-ventilated Spaces



# CZTT1  
pk. 4

**Double Burner**



# CZTT2  
pk. 2

**2-IN-1 PROPANE HEATER / STOVE**

- Unique Design – Use as a Heater or Stove!
- Piezo Igniter – No Match Required!
- Safety Tip-Over Cut-Off Switch
- Convenient Stay Cool Carry Handle
- Cast Iron Stove Top
- Sturdy Metal Body and Safety Grille
- 2 ft. Hose and Regulator (included)
- Runs Up To 4 Hours on 1lb. Cylinders
- Can Run Off Standard 20 lb. Propane Tank with Adaptor Hose (hose not included)
- Box: 11" x 11" x 14"



\*For Outdoor Use Only

# CZPP21  
pk. 4

Replacement Hose  
# CZPPH2

Adapter Hose for 20lb. Tank

# CZPPH1





For more than a decade, Comfort Zone® has worked hard to become a trusted brand, recognized nationally in the commercial heating and cooling category. Comfort Zone Industrial fans and heaters are high performance, heavy-duty products, purpose-built for durability and reliability.

Comfort Zone Industrial products are built for high duty-cycle applications. Fans feature all-metal construction and copper motor windings for durability and performance. Heaters utilize 208/240V AC to deliver industrial strength heat output.

All Comfort Zone Industrial products are designed and tested to meet or exceed strict global quality standards including UL®, ETL®, SAA, CE, CSA and NOM.



## Utility and Industrial Heaters

### FLEXI-MOUNT 240V HEATER

**HIGH VOLTAGE**

- Fan Forced Wire Element
- 208/240 Volts
- 4000 Watts/13,640 BTUs
- 3 Mounting Options: Floor, Wall, or Ceiling
- 2 Wiring Options:
  - Hard-Wire or use included
  - Cord w/240V Plug
- Handle w/Cord Wrap and Rubber Feet for Portable Use
- Adjustable Thermostat
- Heavy Gauge Steel Construction

**4000 Watts**



Ceiling Mount



Floor Mount



Wall Mount



Includes Cord with NEMA 6-20 Plug

# C2245  
pk. 1



### CEILING MOUNT HEATER

**HIGH VOLTAGE**

- Fan Forced Wire Element
- Hardwire Installation
- 208/240 Volts-60hz
- 1-Phase Hardwire Connection
- Three Settings: 3000/4000/5000 Watts
- Automatic Thermostat Control
- Adjustable Angles for Horizontal and Vertical Air Flow
- Adjustable Ceiling Mount Bracket
- Heavy Gauge Steel Body
- Safety Overload Switch
- Power and Caution Indicator Lights
- Conforms to OSHA and NEC
- Box: 17.5" x 14" x 14.25"

**5000 Watts**



Hardwire Installation  
Can Use NYC Low 208V



# C2220  
pk. 1

### CEILING MOUNT HEATER

**HIGH VOLTAGE**

- Fan Forced Wire Element
- Hardwire Installation
- 208/240 Volts-60hz
- Two Settings: 7500/6250 Watts
- Adjustable Thermostat dual knob turns heater ON/OFF
- Safety Overload Switch
- Red Caution Light
- Heavy Gauge Steel Body
- Adjustable Angles for Horizontal and Vertical Air Flow
- Removable Front Grille Assembly for cleaning
- Conforms to OSHA and NEC

**7500 Watts**



Hardwire Installation  
Can Use NYC Low 208V



# C2230E  
pk. 1

**Table Fans**

**8" TURBO FAN**

- 3 Speeds
- Adjustable Tilt
- Powerful Motor

**Can Be Mounted to Wall!**



# CZHV8T  
pk. 4

**6" DECO TURBO FAN**

- 2 Fan Speeds - Turbo Design
- High Gloss Color Fan Body
- Clear Acrylic Cradle
- Quiet, Vibration Free Performance
- Adjustable Tilt
- Base can also mount on wall

(2 each: Black, Blue)



# CZHV61TAS  
pk. 4

**12" OSCILLATING TABLE FAN - WHITE**

- 3 Speeds
- Adjustable Tilt



White  
# CZ121WT pk.1  
Black  
# CZ121BK pk.1

**16" OSCILLATING TABLE FAN**

- 3 Speeds
- Adjustable Tilt



# CZ161  
pk. 1

**9" BOX FAN**

- 2 Speed Front Control
- Molded Carry Handle
- Compact Design
- Lightweight
- Perfect for Home or Office



# CZ9BWT  
pk. 6

**9" BOX FAN COLOR ASSORTMENT**

- 2 Speed Settings
- Molded Carry Handle
- Colored Fan Blade
- Compact design
- Lightweight
- Perfect for home or office

(3 each: Teal, Purple)




# CZ9BAS  
pk. 6

**Wall & Pedestal Fans**

**16" WALL MOUNT FAN**

- Oscillation
- Adjustable Tilt
- Metal Grill
- 3 Speeds



**13" Pull Control Cords**

# CZ16W  
pk. 1

**16" WALL MOUNT FAN  
W/ FULL FUNCTION REMOTE**

- 3 Speeds
- Oscillation
- Timer
- Two Sleep Modes

**Full Function Remote**



**Variable Length Timer**

# CZ16WR  
pk. 1

**QUAD-POD® 16" OSCILLATING PEDESTAL FANS**

- Patented, Pre-Assembled, Quick Folding Base
- Adjustable Height from 41" to 47-3/8"
- Adjustable Tilt
- 3 Speeds



**Black**

# CZST161BTEBK  
pk. 1



**White**

# CZST161BTE  
pk. 1



- Fast & Easy to Assemble
- Space-Saving Design is Easy to Store in the Winter

**18" DELUXE OSCILLATING PEDESTAL FAN**

- 3 Speeds w/ Timer Settings
- Adjustable Tilt
- Adjustable Height from 48" to 53"
- Heavy Round Base




**Full Function Remote**



# CZST181RBK  
pk. 1

**QUAD-POD® 18" OSCILLATING PEDESTAL FAN**

- Patented, Pre-Assembled Quick Folding Base
- 3 Speeds
- Adjustable Height from 47" to 54.5"
- Adjustable Tilt
- Large Blades Provide Superior Air Flow
- Perfect for Home or Office
- Fast and Easy Assembly
- Space-Saving Design is Easy to Store in the Winter



# CZST185WT  
pk. 1

**Tower Fans**

**29" TOWER FAN**

- 3 Speeds
- High Performance Centrifugal Blades
- Wide Area Oscillation
- Space Saving Design



# CZTF329WT  
pk. 1

**31" TOWER FAN W/ REMOTE**

- 3 Speeds
- High Performance Centrifugal Blades
- Wide Area Oscillation
- Space Saving Design



Full Function Remote



# CZTFR1BK  
pk.1

**36" TOWER FAN W/ REMOTE**

- 3 Speeds
- Pedestal base for improved airflow
- High Performance Centrifugal Blades
- Wide Area Oscillation
- Space Saving Design Electronic Controls
- 4 Hour Timer with Sleep Mode



Full Function Remote



# CZTF336RBK  
pk. 1

**42" TOWER FAN**

- 3 Speeds
- Wide Oscillation for Full Room Cooling
- Easy to Read LED Control Panel
- Washable Filter
- Digital Controls
- 8 Hour Timer with Sleep Mode



Full Function Remote



# CZTF642RBK  
pk. 1

**36" HYBRID FAN**

**30%  
HIGHER  
AIRFLOW**

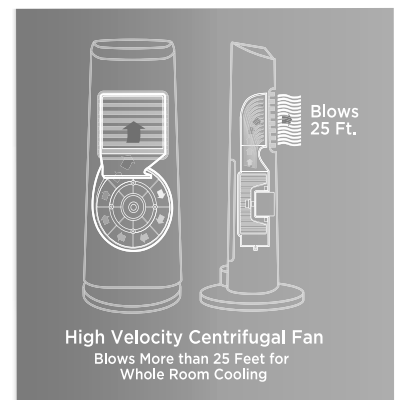


Full Function Remote



- Blows 30% more air than a tower fan
- Hybrid fan design has Super-High output
- Washable Filter
- 3 Fan Speeds
- Wide Oscillation for Full Room Cooling
- LED Control Panel
- 8-Hour Timer w/ Sleep Mode
- Eco Mode


# CZHF1  
pk. 1



**General Purpose Fans**

**20" HIGH VELOCITY TURBO FAN**


- 3 Speeds
- Adjustable Tilt



# CZ700T  
pk. 1

**9" PORTABLE TWIN WINDOW FAN**

- 2 Speed Dial Control
- Auto Locking Expanders
- Manually Reversible
- **Exclusive Removable Cover**



# CZ319WT  
pk. 1




- Removable Fabric Cover Keeps Out Hot, Humid Air When Not in Use



**20" BOX FAN**

- 3 Speeds




# CZ200U  
pk. 1

**REVERSIBLE TWIN WINDOW FAN W/REMOTE**

- 9" Turbo Blades
- 3 Speeds
- Electronically Reversible
- Locking Extenders

**Remote Controls:**

- Fan Power
- Fan Function
- Fan Direction
- Fan Speeds




- **3 Fan Functions:**



# CZ310R  
pk. 1

**HIGH VELOCITY CRADLE FANS**

- 3 Speeds
- All Metal Construction
- 180° Tilt
- Metal Fan Blades



# CZHV9B 9"  
pk. 6

# CZHV12B 12"  
pk. 1

# CZHV18B 18"  
pk. 1

# CZHV20B 20"  
pk. 1



For more than a decade, Comfort Zone® has worked hard to become a trusted brand, recognized nationally in the commercial heating and cooling category. Comfort Zone Industrial fans and heaters are high performance, heavy-duty products, purpose-built for durability and reliability.

Comfort Zone Industrial products are built for high duty-cycle applications. Fans feature all-metal construction and copper motor windings for durability and performance. Heaters utilize 208/240V AC to deliver industrial strength heat output.

All Comfort Zone Industrial products are designed and tested to meet or exceed strict global quality standards including UL®, ETL®, SAA, CE, CSA and NOM.



**Industrial Fans**

**24" DRUM FAN**

- All Metal
- High Volume Air Output
- 2 Speeds
- Wheels for Easy Movement
- Built-in Cord Wrap
- Adjustable Fan Angle
- 60" Grounded Cord



# CZMC24  
pk. 1

**8" UTILITY BLOWER**

- Heavy Duty All Metal Construction
- 2 Speeds
- Auto Reset Thermal Protection
- Powerful Ventilation, Cooling & Drying
- Works with Most 8in. Ducts to Remove Smoke & Fumes
- Large Handle for Easy Carrying
- Rubber Feet for Extra Stability



# CZBU80  
pk. 1

**36" HIGH VELOCITY DRUM FAN**

- All Metal
- High Volume Air Output
- 2 Speeds
- Wheels for Easy Movement
- Built-in Cord Wrap
- 60" Grounded Cord



# CZMC36  
pk. 1

**42" BELT DRIVE DRUM FAN**

- All Metal
- 2 Speeds
- Rotary Button Control
- Individually Balanced Aluminum Blades
- 60" Long Grounded Cord



# CZMC42  
pk. 1

**18" High Velocity Oscillating Pedestal Fan**

- 3 Speeds
- Metal Blades
- Black Finish
- Grounded
- 6ft. Cord



# CZHVP18EX  
pk. 1

**30" High-Velocity Wall Fan**

- 2 Speeds
- Adjustable tilt angle
- Heavy duty ball bearing motor
- Individually Balanced Aluminum Blades
- Steel bracket with adjustable arm
- Grounded Cordset



**Coming Soon  
Check for  
Availability**

# CZHVW30  
pk. 1

**OSCILLATING**  
# CZHVW30EX  
pk. 1

**30" High Velocity Industrial Fan**

- All Metal with Safety Grille
- 3 Speeds
- Height Adjusts 72" – 106"
- Pull Chain Switch
- Grounded Cord



# CZHVP30  
pk. 1



### **SWEeper NOZZLE**

- All Metal Body
- Comfort Grip



# SN1PDQ Tag/PDQ pk. 24/192

### **CHROME PISTOL NOZZLE**

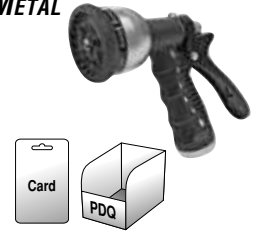
- Cast Zinc
- Adjustable Volume Control



# 573 Carded pk. 12/144

### **9-PATTERN ALL METAL HOSE NOZZLE**

- Soft Comfort Grip
- Extra Heavy Duty
- Brass Screw



# 593PDQ Tag/PDQ pk. 12

# 593 Carded pk. 6/24

### **4" BRASS HOSE NOZZLE**

- Twist to Adjust Spray



# BN1 Carded pk. 12/72

### **CHROME PISTOL W/ THREADED END**

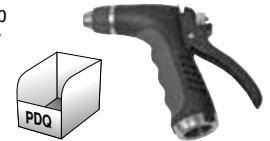
- Cast Zinc
- Threaded Tip
- Finger Grips



# 562 Carded pk. 12/144

### **ADJUSTABLE ALL METAL HOSE NOZZLE**


- Brass Stem & Screw
- Soft Comfort Grip
- Extra Heavy Duty



# 771PDQ Tag/PDQ pk. 12

### **4" BRASS HOSE NOZZLE WITH RUBBER GRIP**

- Twist to Adjust Spray
- Rubberized Grip



# BN2 Carded pk. 12/72

# BN2PDQ Tag/PDQ pk. 16/192

### **7-PATTERN HOSE NOZZLE**

- Assorted Metallic Colors
- Soft Comfort Grip Handle
- Adjustable Trigger Lock



# 587PDQ Tag/PDQ pk. 12

### **BRASS TWIST TIP HOSE NOZZLE**

- Insulated
- All Metal Contraction
- Heavy Duty Brass Tip



# 588PDQ Tag/PDQ pk. 18

# 588 Carded pk. 12/48

### **5" BRASS HOSE NOZZLE WITH RUBBER GRIP**

- Extra Long
- Heavy Duty
- Twist to Adjust Spray
- Comfort Grip



# BN5 Carded pk. 12/72

### **FIREMAN NOZZLE W/ LEVER**

- Heavy Duty
- Volume & Pattern Control
- Fully Insulated Rubberized Body



# 770PDQ Tag/PDQ pk. 6

### **METAL HOSE NOZZLE**

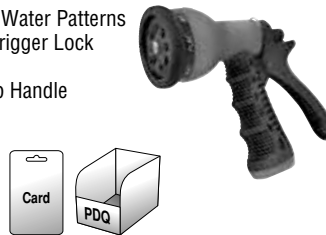
- All Metal Body
- Threaded Tip



# 573PDQ Tag/PDQ pk. 24

### **8-PATTERN HOSE NOZZLE**

- 8 Selectable Water Patterns
- Adjustable Trigger Lock
- ABS Plastic
- Comfort Grip Handle



# 597PDQ Tag/PDQ pk. 12

# 597 Carded pk. 6/24

### **TWIST TIP HOSE NOZZLE**

- Deluxe Pistol Style with Soft Comfort Grip



# 579 Carded pk. 12/48

### **HEAVY DUTY METAL HOSE NOZZLE**

- All Metal Body
- Threaded Tip



# 573HDPDQ Tag/PDQ pk. 24

### **INSULATED 8-PATTERN HOSE NOZZLE**

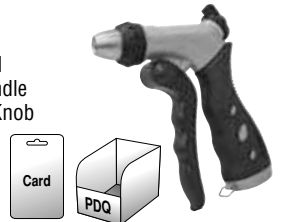
- Heavy Duty Metal
- Comfort Grip Handle
- 8 Selectable Patterns



# 772PDQ Tag/PDQ pk. 12

### **FLOW CONTROL TRIGGER NOZZLE**

- All Metal Body
- Extra Heavy Duty
- Brass Pistol Head
- Comfort Grip Handle
- Volume Control Knob



# 594PDQ Tag/PDQ pk. 20

# 594 Carded pk. 12/48

## HOSE END SPRAYER


- For Mixing and Applying Chemicals to your Landscaping
- Holds up to 1Lb. of Fertilizer or Insecticide



# PHSP1  
pk.4

## VINYL HOSE WASHERS

- 10 pack



HW10  
pk.10/400

## RUBBER HOSE WASHERS

- 10/bag



0498PX10  
pk.25/250

## BRASS END HOSE CAPS

- Order # of Bags you want



# 0497X10  
pk. 1

## Hose Connectors

Fits Hoses 1/2" to 5/8"



Fits Hoses 5/8" to 3/4"

### Male Hose Coupling



# 574



# 574/PDQ



# 674



# 674/PDQ

### Female Hose Coupling



# 575



# 575/PDQ



# 675



# 675/PDQ

### Hose Mender



# 576



# 576/PDQ

All Carded Packed: 12/144



# 676



# 676/PDQ

All PDQ Packed: 24/240

### PLASTIC

- Plastic Shut-Off

Carded  
# 570  
pk.12/240



- Dual Shut-Offs
- "Y" Plastic



Carded  
# 569  
pk.12/144

PDQ  
# 569/PDQ  
pk.16/192



### METAL

- Brass Shut-Off

Carded  
# 572  
pk.6/120



- Dual Shut-Offs
- "Y" Metal

Carded  
# 568  
pk.12/48



- "Y" Metal w/ Cap

Carded  
# 567 pk.12/48



### COUPLINGS

#### FITS 3/4" HOSE

- Solid Brass

MALE  
# 3528MC  
pk. 12

FEMALE  
# 3528FM  
pk. 12



#### FITS 5/8" HOSE

- Solid Brass

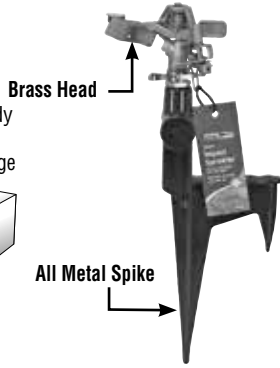
MALE  
# 3527MC  
pk. 12

FEMALE  
# 3527FM  
pk. 12



**IMPACT SPRINKLER**

- Heavy Duty
- Brass - Water-proof-Weather Resistant
- Die-Cast Zinc Body with Step Spike
- Adjustable Coverage up to 90 ft.



# PS3B  
pk. 6

**IMPULSE SPRINKLERS**

- Adjustable Coverage up to 60 ft. Diameter
- ABS Plastic Spike



# PS1  
pk.12/36

- Adjustable Coverage up to 60 ft. Diameter
- Metal Spike



# PS2  
pk.12/36


- Adjustable Coverage up to 60 ft. Diameter
- Metal Spike



# PS2/PDQ  
pk.16

**SPIKE SPRINKLER**

- 9 Pattern



# PS3/PDQ  
pk.9

**TRIPOD SPRINKLER**


- Impulse Sprinkler Head Waters Up to 60 ft. Diameter
- 43" Expandable Metal Tri-Pod Base
- Leg Spikes for Durability



# TPS  
pk.6

**ROTATING SPRINKLER**

- 3 Arm
- Circular Pattern



# RS3A/PDQ  
pk. 12

**OSCILLATING SPRINKLERS**

- 2600 sq. ft. Coverage
- 15 Hole Aluminum Tube



# OS1/PDQ  
pk. 6

- 3600 sq. ft. Coverage
- Metal Base
- 18 Hole Aluminum Tube



# OS2/PDQ  
pk. 6

- 3600 sq. ft. Coverage
- All Metal Base
- Aluminum Tube with 17 Brass Jets



# OS5/PDQ  
pk. 6

**BRASS ROTARY SPRINKLER**

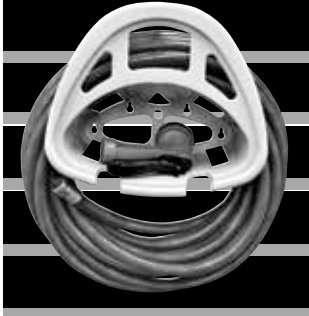

- Covers up to 50 ft.
- Rotary Head with Adjustable Nozzles
- Zinc Wheeled Base for Easy Positioning
- Flow Through Outlet Allows Connection of Multiple Sprinklers



# RS3B  
pk. 6

## 100 FT HOSE HANGER CADDY

- Storage Shelf
- ABS Plastic




# HC1  
pk. 6

(hose & nozzle not included)

## 3 PLY-REINFORCED PREMIUM HOSE

- Knitted-Nylon Reinforcement
- Tough, Weather-Resistant Vinyl Cover
- Excellent Handling, Even in Cold Weather
- Solid Brass Couplings



# FR5825	5/8" x 25ft.	pk. 8
# FR5850	5/8" x 50ft.	pk. 5
# FR5875	5/8" x 75ft.	pk. 4
# FR58100	5/8" x 100ft.	pk. 3

## 4 PLY-REINFORCED PREMIUM HOSE

- Medium Duty Kink Resistant
- 425 PSI Burst Pressure
- Solid Brass Couplings
- PVC Collar-Kink Resistant



# FAW5825	5/8" x 25ft.	pk. 8
# FAW5850	5/8" x 50ft.	pk. 5
# FAW58100	5/8" x 100ft.	pk. 3

## 5 PLY-KINK-FREE REINFORCED HOSE

- Forever-Flow Construction
- Patented Guard-n-Grip Connector
- High Burst Strength
- Double Nylon-Reinforcement
- Crush-Proof Brass Couplings



# FF5850	5/8" x 50ft.	pk. 5
# FF5875	5/8" x 75ft.	pk. 3

## 5 PLY-RUBBER/VINYL HOSE

- High Burst Strength
- Durable, Lightweight Handling
- Features EX Gripper for Easy Connection
- Solid Brass Couplings



# YR 5860	5/8" x 60ft.	pk. 5
# YR 5890	5/8" x 90ft.	pk. 3

## 3/4"- 4 PLY- ALL WEATHER HOSE

- Patented Guard-n-Grip Connector
- High Burst Strength
- All-Season Flexibility
- Crush Resistant Brass Couplings



# FAW3450	3/4" x 50ft.	pk. 5
-----------	--------------	-------

## PREMIUM RUBBER HOSE



- Temperature up to 160° F
- Heavy Duty Brass Couplings
- Black Color

PM5825	5/8" x 25ft.	pk. 4
PM5850	5/8" x 50ft.	pk. 2
PM5875	5/8" x 75ft.	pk. 1
PM58100	5/8" x 100ft.	pk. 1

## HOT WATER RUBBER HOSE



**GREAT FOR RESTAURANTS!**

- Temperature up to 200° F
- Heavy Duty Brass Couplings

HW5825	5/8" x 25ft.	pk. 4
HW5850	5/8" x 50ft.	pk. 2

## 3/4" CONTRACTOR GRADE RUBBER HOSE



**CONTRACTOR GRADE**

- Reinforced Rubber
- Heavy Duty Brass Couplings

6571-25	3/4" x 25ft.	pk. 4
6571-50	3/4" x 50ft.	pk. 2

# SPRAYERS

## Handheld Sprayers

### 1 GALLON HANDHELD PRESSURE SPRAYER

- Pressurize w/ Easy Pump
- Adjustable Brass Spray Nozzle
- Heavy Duty Poly Tank
- Easy Grip Handle w/ Locking Trigger



# PSP2L  
pk. 12

### 16 oz. PLASTIC SPRAY BOTTLE

- Adjustable Tip from Stream to Mist
- Assorted Colors
- PDQ Display Box



# PSP550M/PDQ  
pk. 12

# PSP550M  
Bulk Pack 75/Case

### 32 oz. PLASTIC SPRAY BOTTLE

- Adjustable Tip from Stream to Mist
- Trigger Spray



# B32T  
pk. 48

### 34 oz. PLASTIC SPRAY BOTTLE

- Adjustable Tip from Stream to Mist
- Assorted Colors
- PDQ Display Box



# PSP34/PDQ  
pk. 12



## Pressure Sprayers in colorful retail box

- Pressure Relief Valve No Spill Funnel Top
- Lightweight Fiberglass Wand and Adjustable Spray Nozzle
- In Window Display Box

### 1 GALLON/4L

# PSP1G pk. 4

### 1.5 GALLON/5.6L

# PSP15G pk. 4

### 2 GALLON/8L

# PSP2G pk. 4



### 3 GALLON ROLLAWAY SPRAYER

- Includes Adjustable Fiberglass Wand with Spray Nozzle
- Large Rolling Wheels
- Pressure Relief Valve
- No Spill Funnel Top



# PSPHC3G  
pk. 1

### 2 GALLON SPRAYER COMMERCIAL GRADE

Includes 2 Adjustable Wands:



Solid Brass



Fiberglass w/ Plastic Tip

- Shoulder Strap
- Funnel Top
- Comfort Grip Pump
- Pressure Relief Valve
- Locking Trigger
- PDQ Display Box




PRESSURE GAUGE



# PSP2GDK  
pk. 4

## WOOD HANDLE SHOVELS & SCOOPS

- 8.8" x 11.5" **Steel Head**
- 30" Wood Handle
- Poly D Grip
- Round Point Shovel



- 8.8" x 11.5" **Steel Head**
- 48" Long Wood Handle
- Round Point Shovel



- 18" x 14.5" **Aluminum Head**
- 29" Wood Handle D Grip
- #10 Scoop



- 18 x 14.25" **Aluminum Head**
- 48" Wood Handle
- #10 Scoop



- 9.5" x 11" **Steel Head**
- 30" Wood Handle
- Poly D Grip
- Square Point Shovel



- 9.5" x 11" **Steel Head**
- 48" Long Wood Handle
- Square Point Shovel



- 19" x 14.5" **Aluminum Head**
- 29" Wood Handle D Grip
- #12 Scoop



- 11" x 13.5" **Steel Head**
- 36" Wood Handle D Grip
- #2 Scoop



- 19" x 14.5" **Aluminum Head**
- 48" Wood Handle
- #12 Scoop



- 15" x 20.25" **Aluminum Head**
- 29" Wood Handle D Grip
- #14 Scoop



## FIBERGLASS HANDLE TOOLS

### FIBERGLASS-SQUARE POINT SHOVELS • 9.5" x 11" Steel Heads

- 30" **Fiberglass Handle**
- Poly D Grip



- 48" **Fiberglass Handle**
- Rubber Hanger Hand Grip



### FIBERGLASS-ROUND POINT SHOVELS • 8.75" x 11.5" Steel Heads

- 29" **Fiberglass Handle**
- Poly D Grip



- 48" **Fiberglass Handle**
- Rubber Hand Grips



### BOW RAKE

- 14" x 3" Head
- 60" Handle
- 14 Tines



### LEVEL HEAD RAKE

- 14" x 3" Head
- 60" Handle
- 14 Tines



### MORTAR HOE

- 10" x 6" Head
- 66" Handle




### SPADING FORK

- 7.25" x 11" Head
- 4 Forged Steel Tines
- 30" Handle




### HOE

- 54" Handle
- Steel Head



### # 12 ABS POLY SCOOPS

- Poly Grain Scoop
- 14.5" Poly Blade
- Long Wood Handle



- Poly Grain Scoop
- 14.5" Poly Blade
- D Grip Wood Handle



### #2 ALUMINUM SCOOP

- 11" x 13.5" **Aluminum Head**
- 30" **Fiberglass Handle**
- D Grip #2 Scoop





# GARDEN TOOLS

## Promotional Shovels • Best Value • D.I.Y. Grade

- 8-3/4" x 11-1/2"
- **Steel Head**
- 30" Wood Handle
- Poly D Grip

# ESRPDH  
pk. 6



- 9-1/2" x 11"
- **Steel Head**
- 30" Wood Handle
- Poly D Grip

# ESSPDH  
pk. 6



- 8-3/4" x 11-1/2"
- **Steel Head**
- 48" Long Wood Handle

# ESRPLH  
pk. 6



- 9-1/2" x 11"
- **Steel Head**
- 48" Long Wood Handle

# ESSPLH  
pk. 6



### MINI SHOVEL

- 27-3/4" Overall Length
- Heavy
- D-Grip Handle

# LG2019  
pk. 6




## D.I.Y. Grade • Wood Handle Garden Tools

### 14 TINE BOW RAKE

- 14" x 3" Head 54" Handle

# BR20 pk. 6



### WELDED 4 TINE CULTIVATOR

- 6" x 4-1/4" Head 54" Handle


# GC10 pk. 6



### GARDEN HOE

- 6" x 4-1/4" Head 54" Handle

# GH10 pk. 6




## Leaf Rakes

### SPRING STEEL RAKE

- 22 Tempered Spring Steel Tines w/ Double Spring Brace
- 48" Wood Handle

# SR22X  
pk. 12



### 2-IN-1 SHRUB & LEAF ALL METAL RAKE

- 15 Tines 46" Metal Handle
- Foldable Design**  
Expands from 8" to 22" wide



RETRACTS



# ASLR pk. 12

### POLY RAKES

- 48" Hardwood Handle

Both Packed 12

#### 24 Tines


22" Wide Head

# PR27X

#### 30 Tines

30" Wide Head

# PR30X



### HEAVY DUTY STEEL RAKES

- Coated Spring Steel
- Locking Channel Keeps Tines in Place
- Extra Long Handle
- Soft Comfort Grip

24 Tines 24" Wide Head

# SR24

36 Tines 30" Wide Head

# SR30HD

Both Packed 12



### POLY SHRUB

- 48" Wood Handle
- 10 Tines

# G15  
pk. 12



## Garden Spades

- 7" x 12" Steel Head
- 30" Wood Handle
- Metal D Grip

# SVGD24  
pk. 6



- Steel Head
- 30" Wood Handle
- Metal D Grip

# SVDD30  
pk. 6




## Post Hole Digger

### PROFESSIONAL GRADE

- 48" Wood Handle

# DG-100  
pk. 2



## Gardening Basics

### WHEEL BARROW

- Seamless Steel Tray
- Cross Brace
- 2-Ply Tire

# 79010  
5 Cubic Feet



Both Packed 1

# 79011  
6 Cubic Feet

CONTRACTOR GRADE

### 100LB CAPACITY BROADCAST SPREADER

- Up to 17,500 Sq. Ft. Coverage
- **Stainless Steel Gears, Axle, Agitator Shaft & Linkage**
- Heavy Duty Coated Steel Frame
- Rust/Corrosion Proof Hopper
- X-Large 12.5" Pneumatic Tires
- Flow Regulator on Handle
- Won't Rust
- Flow Regulator on Handle

# LG9550 pk. 1



Won't Rust!

Fast 3 Step Assembly!

### ROTARY HAND SPREADER

- Holds 1000 sq. ft. of Product
- Good for Fertilizer or Seeds

# RHS1 pk.4



### 42 GAL. CONTRACTOR BAGS

20 Bags/box

# API20 pk. 6

- 2'8" x 4'2" 3 Mil.



50 Bags/box

# API50 pk. 1

### 55 GAL. DRUM LINERS

- 37.5" x 48" x 10" 2 Mil.



20 Bags/box

# DL20 pk. 1/6

## Screwdrivers

### 15-IN-1 RATCHETING SCREWDRIVER

- Popular Bit Sizes Store Conveniently in Handle:
- #0, #1, #2-2pcs, #3
- 1/8", 3/16", 1/4", 9/32"
- T10, T15, T20
- Magnetic Tip
- Large Triangular Shape Handle for Maximum Torque



# 97630 pk. 6/36

### 10 PC. COUNTER DISPLAY



# 97632 pk. 1/4

### 6-IN-1 INTERCHANGEABLE SCREWDRIVER

- Chrome Vanadium Tips
- Large ergonomic rubberized handle
- Contains:
- #2 and 1/4" Bit
- #1 and 3/16" Bit
- 1/4" x 5/16" Hex



# 97230 pk. 6/36

### HEAVY DUTY ERGONOMIC TORQUE GRIP SCREWDRIVERS

- Chrome Vanadium Heat Treated Steel Blade
- Rubberized Super Grip Surface
- Magnetic Tip



ITEM#	SHAFT DIAMETER x SHAFT LENGTH		PACK
79183R	1/8" x 3-1/2"	Slotted	12
79315R	3/16" x 4"	Slotted	12
79316R	3/16" x 6"	Slotted	12
79141R	1/4" x 1-1/2"	Slotted	12
79144R	1/4" x 4"	Slotted	12
79146R	1/4" x 6"	Slotted	12
79516R	5/16" x 6"	Slotted	6
79140R	1/4" x 4"	Slotted Square	12
79160R	5/16" x 6"	Slotted Square	6
79182R	1/8" x 2-1/2"	#0 Phillips	12
79313R	3/16" x 3"	#1 Phillips	12
79411R	1/4" x 1-1/2"	#2 Phillips	12
79145R	1/4" x 4"	#2 Phillips	12
79166R	5/16" x 6"	#3 Phillips	6

## Measuring Tapes

ALL P.R. APPROVED

### CARABINER TAPE MEASURE

- Easy-Grip Rubberized Coating
- Flip-in Carabiner
- Locking Mechanism
- ABS Plastic
- Counter Display



# 00104 16FT. pk. 6/12

# 00105 25FT. pk. 6/12

### POWER LOCKING TAPES

- Heavy Duty Rubber
- Covered Case
- S.A.E.



# 90112 12FT. x 3/4" wide pk. 6/36

# 90115 16FT. x 3/4" wide pk. 6/36

# 90125 25FT. x 1" wide pk. 6/36

# 90133 33FT. x 1" wide pk. 6/36

### 1-1/4" WIDE TAPE MEASURE

- Extra Heavy Duty Rubber Case
- Power Locking

33 FT.

COUNTER DISPLAY



# 79433TP pk. 5



• EASY TO READ TAPE

**Utility Knives & Replacement Blades**

**METAL UTILITY KNIFE**

- Metal Body
- Two Heavy Duty Blades Included
- 4 Thumb Blade Positions



# 92425  
pk. 6/36

**RUBBER GRIP UTILITY KNIFE**

- Rubber Grip
- Two Heavy Duty Blades Included
- 4 Thumb Blade Positions



# 92430  
pk. 6/36

**QUICK CHANGE BLADE UTILITY KNIFE**

- Push Button Blade Storage & Release
- Multi Purpose Side Cutter
- Blades Included



# 92438  
pk. 6/36

**BREAKAWAY UTILITY KNIFE WITH 3 BLADES INCLUDED**

- Positive Blade Locking System
- Soft Rubber Grip Handle



**10 PK. BREAKAWAY REPLACEMENT BLADES**

- Plastic Storage Case
- Universal Fit



**3/8" BLADES**

# 92437 pk. 6/36

**3/4" BLADES**

# 92435 pk. 6/36

**UTILITY KNIFE REPLACEMENT BLADES**

# 92432 5pk. pk. 6/36

# 92426 10pk. pk. 6/36



**5" KNIFE WITH 3/8" BLADES**

# 92436 pk. 6/36

**7" KNIFE WITH 3/4" BLADES**

# 92434 pk. 6/36

**6" CLOSE QUARTER MINI HACKSAW**

- Industrial Strength Premium Hacksaw
- Close Fit Sloped Front Frame
- 6 Blade Angle Settings
- Rubber Grip Molded Handle



# 92152  
pk. 6/36

**REPLACEMENT BLADES**

# 41324 pk. 5/50

**12" QUICK RELEASE HACKSAW**

- Super Heavy Alloy Construction
- Lever Action Release
- Double Cushion Comfort Grip



# 92156  
pk. 6/36

**CLOSE QUARTER MINI HACKSAW**

- Zinc Alloy Mini Hacksaw for Cutting in Hard-to-Reach Places
- Uses Standard 10" Blade
- Attach and Release Blade without a Screwdriver
- Rubberized Comfort Grip Handle



# 92148  
pk. 6/36

**MONSTER Hand Saws**

- High Frequency Hardened Teeth

**HANDSAWS 8 POINTS PER INCH**

- 3-Way Ground Teeth Fully Polished Blade
- Bi-Color Handle w/Soft Cushion Grip



20" BLADE # 92320 pk. 6/36

24" BLADE # 92324 pk. 6/24

**HANDSAWS 8 POINTS PER INCH**

- 3-Way Ground Teeth Fully Polished Blade
- Hardwood Handle w/Rubber Grip



15" BLADE # 92215 pk. 6/36

20" BLADE # 92220 pk. 6/36

26" BLADE # 92226 pk. 6/36

**12" COMPASS SAW**

- 8 Points per Inch
- Hardwood Handle



# 92212 pk. 6/30

**6" COPING SAW**

- Secured Blade Extension System
- 5" Extra Deep Blade Frame
- Cuts Wood, Plastic and Light Metals
- Super-sized Rubber Grip Molded Handle



# 92146 pk. 6/36

**6" WALLBOARD SAW**

- Precision Ground Super Stay-Sharp Teeth
- Rubberized Comfort Grip Handle
- Push Tip



# 92130 pk. 6/36

## LOCKING PLIERS

- Chrome Vanadium Steel
- Black Nickel Coated
- Safety Grip Release Lever
- Double Dipped Comfort Cushion Grip
- Curved Jaw

98627



98625	5"	pk. 6/36
98627	7"	pk. 6/36
98629	9"	pk. 6/36

## WOOD CHISELS

- Ergonomic Soft Rubber Grip Handle
- Black Nickel Coated
- Hardened & Tempered Blade
- Chrome Vanadium Steel Hammer Top



91230	1/4" Blade	pk. 6/36
91231	3/8" Blade	pk. 6/36
91232	1/2" Blade	pk. 6/36
91233	3/4" Blade	pk. 6/36
91234	1" Blade	pk. 6/36
91235	1-1/4" Blade	pk. 6/36
91236	1-1/2" Blade	pk. 6/36

## FILES

- Ergonomic Soft Rubber Grip Handle
- High Alloy Steel
- Precision, Uniformity & Sharpness



93991

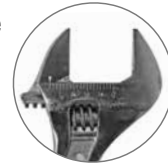
93970	6" Mill File	pk. 6/36
93971	8" Mill File	pk. 6/36
93972	10" Mill File	pk. 6/36
93990	6" Mill Bastard File	pk. 6/36
93991	8" Mill Bastard File	pk. 6/36
93992	10" Mill Bastard File	pk. 6/36
93975	6" Round Mill File	pk. 6/36
93976	8" Round Mill File	pk. 6/36
93979	8" Half Round Mill File	pk. 6/36
93980	8" Half Round RASP	pk. 6/36
93977	6" Slim Taper File	pk. 6/36
93978	8" Slim Taper File	pk. 6/36

93979

## ADJUSTABLE WRENCHES

- Chrome Vanadium Steel Drop Forged Black Nickel Chrome
- Precision Machined Ergonomic Comfort Cushion Grip
- Extra Wide Opening
- Laser-Marked Scale on Head
- Bonus Hex Wrenches Built into Handle

98746	6"	pk. 6/36
98748	8"	pk. 6/36
98750	10"	pk. 6/36
98751	12"	pk. 6/36



## AVIATION SNIPS

- Cuts Sheet Metal, Wire, Vinyl, Tile & More
- Chrome Vanadium Steel
- Safety Latch
- Drop Forged Heat Treated Blades
- Ergonomic Comfort Handle Reduces Fatigue

92522

92519	Left Cut	pk. 6/36
92521	Right Cut	pk. 6/36
92520	Straight Cut	pk. 6/36
92522	Straight Duckbill	pk. 6/36



## CLAW & RIP HAMMERS

- Ergonomic Soft Rubber Grip Handle
- Fully Polished Drop-Forged Head
- Professionally Balanced

# 96716	16 oz. Claw	pk. 6/36
# 96717	16 oz. Rip	pk. 6/36
# 96720	20 oz. Rip	pk. 6/36



## 3LB HAMMERS

- 10.5" Fiberglass Handle

# 96805	Double Face Hammer	3 lb	pk. 4/16
# 96815	Drilling Hammer	3 lb	pk. 4/16



## 3 PC. DELUXE CHALK SET 100 FT

- Rewinds 3-Times Faster Than Traditional Reels
- Line Level
- 4oz. Chalk Refill

# 90173  
pk. 6/36

## Scrapers

### BURN-OFF SCRAPER

- Heavy Duty Steel Blade
- Chisel Point
- Comfort Grip Handle
- Offset Design Protects Hands

# 97610  
pk. 12 / Display



### 4" RAZOR SCRAPER

- 5 Blades Included

# 92428  
pk. 6/36



## SLOTTED SCREWDRIVERS

- Chrome Vanadium Steel • Strong Handle • Hang Card

<b>97200</b>	1/8" x 3"	w/Pocket Clip
<b>97201</b>	3/16" x 4"	
<b>97202</b>	3/16" x 6"	
<b>97203</b>	1/4" x 4"	
<b>97204</b>	1/4" x 6"	
<b>97205</b>	5/16" x 6"	Heavy Duty
<b>97206</b>	1/4" x 1-1/4"	Stubby
<b>97211</b>	1/4" x 4"	Square Shaft
<b>97212</b>	5/16" x 6"	Square Shaft
<b>97221</b>	3/16" x 10"	X.Long Shaft
<b>97222</b>	1/4" x 10"	X.Long Shaft

All pk. 6/36



## PHILLIPS SCREWDRIVERS

- Chrome Vanadium Steel • Strong Handle • Hang Card

<b>97213</b>	#0 x 3"	w/Pocket Clip
<b>97207</b>	#1 x 3"	
<b>97208</b>	#2 x 4"	
<b>97209</b>	#3 x 6"	
<b>97210</b>	#2 x 1-1/4"	Stubby
<b>97223</b>	#1 x 10"	X.Long Shaft
<b>97224</b>	#2 x 10"	X.Long Shaft

All pk. 6/36



## 6-IN-1 INTERCHANGEABLE SCREWDRIVER

### 12 PC. COUNTER DISPLAY

- Chrome Vanadium Tips
- #1 Phillips, 3/16" Slotted
- #2 Phillips, 1/4" Phillips
- 1/4" Hex, 5/16" Hex



# 97432 pk. 12/48

## Nutdrivers

### HOLLOW SHAFT NUTDRIVERS

- Drop Forged Steel
- Color Coded Handles



<b>97290</b>	3/16"	Hollow Shaft	<b>pk. 6/36</b>
<b>97291</b>	1/4"	Hollow Shaft	<b>pk. 6/36</b>
<b>97292</b>	5/16"	Hollow Shaft	<b>pk. 6/36</b>
<b>97293</b>	11/32"	Hollow Shaft	<b>pk. 6/36</b>
<b>97294</b>	3/8"	Hollow Shaft	<b>pk. 6/36</b>
<b>97295</b>	7/16"	Hollow Shaft	<b>pk. 6/36</b>
<b>97296</b>	1/2"	Hollow Shaft	<b>pk. 6/36</b>

## 6 PC. ASSORTED SCREWDRIVER SET

- Chrome Vanadium Steel
- 2 Phillips: #1 x 3", #2 x 4"
- 4 Slotted: 3/16" x 4", 3/16" x 6", 1/4" x 4", 1/4" x 6"



# 97214  
pk. 6/36

## 6 PC. JEWELERS SCREWDRIVER SET

- 2 Phillips: #0, #1,
- 4 Slotted: 3/64", 5/64", 3/32", 1/8"



# 97923  
pk. 6/36

## MAGNETIC TIP SCREWDRIVER SET

- Contains: #1 X 4" Phillips, 3/16" x 4" Slotted



# 342HD  
pk. 6/72

## 2 PC. POCKET SCREWDRIVER SET

- Magnetic
- Pocket Clips
- Ideal for Small Repairs
- Contains: 1 Slotted, 1 Phillips



# 79162 pk. 12/144

## 9-IN-1 LIGHTED SCREWDRIVER

- Contains: 7 Assorted Bits Telescopic Magnet & Light
- 2 Krypton Bulbs Included



# 79913 pk. 6/48

## 50 PC. SCREWDRIVER BUCKET DISPLAY

### PHILLIPS ONLY

# 97280 #1 x 4", #2 x 4"

- Vinyl Grip Handle

Both pk. 1



### SLOTTED & PHILLIPS

# 97281 3/16" x 4", 1/4" x 4", #1 x 4", 3/16" x 6", 1/4" x 6", #2 x 4"

## Hex Wrench Sets

### S.A.E. HEX WRENCH SETS

- 97319** 7 pc. Short Arm / Small Sizes / Vinyl Pouch **pk. 6/36**
- 97322** 9 pc. Long Arm / Large Sizes / Vinyl Pouch **pk. 6/36**
- 97320** 8 pc. Short Arm / Small Sizes / Key Ring Holder **pk. 6/36**
- 97326** 8 pc. Short Arm / Small Sizes / Metal Folding Case **pk. 6/36**
- 97327** 9 pc. Short Arm / Medium Sizes / Metal Folding Case **pk. 6/36**
- 97333** 9 pc. Long Arm / Popular Sizes / Plastic Holder **pk. 10/40**

### S.A.E. BALL POINT STYLE

- 97331** 9 pc. Compact / Popular Sizes / Metal Folding Case **pk. 12/120**
- 97335** 9 pc. Short Arm / Popular Sizes / Plastic Holder **pk. 10/40**



### METRIC HEX WRENCH SETS

- 97321** 8 pc. Short Arm / Small Sizes / Key Ring Holder **pk. 6/36**
- 97329** 7 pc. Short Arm / Small Sizes / Metal Folding Case **pk. 6/36**

### METRIC BALL POINT STYLE

- 97332** 7 pc. Compact / Popular Sizes / Metal Folding Case **pk. 12/120**
- 97334** 9 pc. Short Arm / Popular Sizes / Plastic Holder **pk. 10/40**

### 25 PC. LONG & SHORT ARM HEX WRENCH SET

- S.A.E. & METRIC
- Alloy Steel Black Oxide Finish

# 97325 **pk. 6/36**


- Vinyl Pouch



### 7 PC. STAR/TORX WRENCH SET

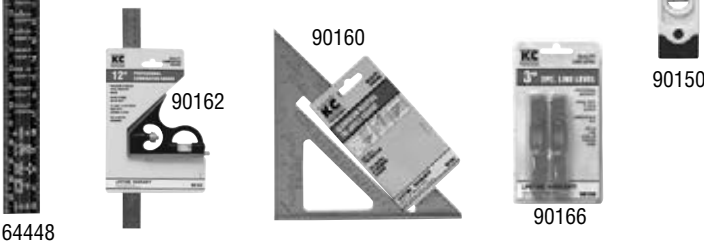
- Short Arm Small Sizes
- Metal Folding Case

# 97324 **pk. 6/36**



## Levels & Layout tools

- 90150** 9" Torpedo Level w/Magnetic Strip **pk. 6/36**
- 90160** Aluminum Roofing Square **pk. 6/36**
- 90162** 12" Combination Square w/ Level **pk. 6/36**
- 90166** 2 pc. Line Level Set **pk. 6/36**
- 64448** 24" Carpenter Square **pk. 5/20**



## Measuring Tapes

### POWER LOCKING TAPES

- Smooth Power Return
- Stainless Belt Clip
- True Zero Blade Hook
- Neon High Visibility Case

ALL TAPE MEASURES  
P.R. APPROVED



POSITIVE THUMB LOCK

- 90012** 12 FT. x 5/8" wide Chrome Plated Case **pk. 6/36**
- 90013** 12 FT. x 5/8" wide Neon Green Case **pk. 6/36**
- 90014** 12 FT. x 5/8" wide Neon Orange Case **pk. 6/36**
- 90016** 16 FT. x 3/4" wide Chrome Plated Case **pk. 6/36**
- 90017** 16 FT. x 3/4" wide Neon Green Case **pk. 6/36**
- 90018** 16 FT. x 3/4" wide Neon Orange Case **pk. 6/36**
- 90026** 25 FT. x 1" wide Chrome Plated Case **pk. 6/36**
- 90027** 25 FT. x 1" wide Neon Orange Case **pk. 6/36**
- 90028** 25 FT. x 1" wide Neon Green Case **pk. 6/36**

## Chalk & Chalk Lines

**100 FT. BLUE CHALK SET METAL BODY REEL & 4 OZ. CHALK**

**270 FT. LINE REEL**

**8 OZ. CHALK REFILL 6 PC. COUNTER DISPLAY**

#18 Twisted Nylon

- Micro-Fine Quality Blue Marking Chalk for All Chalk Reels

# 90172  
**pk. 6/36**



# 90170  
**pk. 6/36**



# 90178  
**pk. 6/24**



## Pliers • Induction Hardened Cutting Edge Fully Polished Drop Forged Cushion Sure-Grip Handles

### LONG NOSE PLIERS

95500	5-1/2"	pk. 6/36
95501	6-1/2"	pk. 6/36
95502	8"	pk. 6/36

### LINESMAN PLIERS

95505	7"	pk. 6/36
95509	8"	pk. 6/36

### SLIP GROOVE PLIERS

95517	8"	pk. 6/36
95518	10"	pk. 6/36
95519	12"	pk. 6/36
95526	16"	pk. 6/36

### SLIP JOINT PLIERS

95506	6-1/2"	pk. 6/36
95508	8"	pk. 6/36

### FENCING PLIERS • Dual Wire Cutters

- Heavy Duty Prong for Easy Staple Removal
- Corrugated Hammer Head

95521 pk. 6/36



### MINI PLIERS & CUTTERS

Spring Loaded For Fine Exact Work

95511	4-1/2"	Diagonal Cutters
95512	4-1/2"	Precision End Nippers
95515	5-1/2"	Bent Nose Pliers
95510	5"	Long Nose Pliers
95513	5-1/2"	Needle Nose Pliers



95512

All pk. 6/36

## Cutters & Nippers

- Induction Hardened Cutting Edge
- Fully Polished • Drop Forged Cushion Sure-Grip Handles

### DIAGONAL CUTTER

95507	5-1/2"	pk. 6/36
95503	6-1/2"	pk. 6/36
95504	7"	pk. 6/36



### END CUTTING NIPPERS

95516	6"	pk. 6/36
95520	8"	pk. 6/36

## Locking Pliers

- Drop Forged
- One Hand Release Lever
- Accurate Adjustments with Knuckle Knob

All pk. 6/36

LPS5	5"	Straight Jaw
98525	5"	Curved Jaw
98526	6"	Long Nose
LPS7	7"	Straight Jaw
98527	7"	Curved Jaw
LPC7	7"	Curved Jaw
98528	9"	Long Nose
98529	10"	Curved Jaw



98528

98527

## Scrapers

### SOFT GRIP SAFETY SCRAPER

- w/5 Single Edge Blades

# PT05521  
pk. 12/144



### SINGLE EDGE RAZOR BLADES

- Fit All Standard Razor Blade Tools

10pc./card  
# SEB10 pk. 10/100

100pc./box  
# SEB100 pk. 10/50



## Staple Gun & Staples

- All-Steel Construction Jam-Proof Mechanism
- All-Chrome Finish Built-In Staple Lifter

Both packed 4/24

### w/BONUS STAPLES

- Uses JT21\* or GSTP1000 Staples

# GSTP999



### HEAVY DUTY

- Uses T50\* or GSTP506 Staples

# GSTP50

### 1000 STANDARD STAPLES



1/4"

- Fits #JT21\* & #GSTP999
- # GSTP1000

3/8"

- Fits #T50\* & #GSTP506
- # GSTP506

Both pk. 10

\*Trademarks of Arrow Fastener Co.

### MINI SCRAPER w/BLADE

- Includes 5 Extra Blades

# 92423  
pk. 6/36



### 100 PK. BLADE DISPENSER

w/ UTILITY KNIFE REPLACEMENT BLADES

Fits Most Knives

# 92400  
pk. 6/36



### HEAVY DUTY UTILITY KNIFE

- Solid Cast Metal
- Professional Retractable
- Blade Included

Safety Orange Color

# 79005 pk. 12/144



## Hand Saws

### 6" WALLBOARD SAW

- Sharp Point Hardened & Tempered Steel Blade
- Cuts Through Wallboard & Synthetic Building Materials
- Large Heavy Duty Rubber Grip



# 92147 pk. 6/36

### 14" HANDSAW

- 7 Teeth/ 8 Points Per inch
- Crosscut Design
- Rubber Grip Handle



# HS14 pk. 6/48

### 2 PC. MITRE BOX AND 14" SAW SET

- **Miter Box Features:**
- Ruled Edge
- Stepped Base for Stability
- **Saw Features:**
- 13 Teeth/Inch
- Comfort Grip Handle
- Double Grounded Teeth & Hardened Points



# HSMB  
pk. 6/12

### 14" BACKSAW

- High Frequency Hardened & 3-Way Grounded Teeth
- 12 Points per Inch Fully Polished Blade
- Rubber Grip Handle



# 92314 pk. 6/36

## Steel Sawhorse

- Rust Resistant Hot-Dipped Galvanized Finish
- Holds up to 500lbs
- Locking Legs Fold for Compact Storage
- Pre-Drilled Holes on Top of Sawhorse Allows Easy Attachment of Wood Boards



# 64450 pk. 5/50

## Circular Saw Blades

- Circular Saw Blades will Fit: Skil™, Sears™, Craftsman™, Makita™, Milwaukee™, Black & Decker™, Rockwell™, and other Fine Power Tools

ITEM#	DESCRIPTION	PACK
# 79024	7-1/4" 24T Carbide Tip	5/50
# 79032	7-1/4" 32T Combo Blade	5/50
# 79033	7-1/4" 32T Carbide Tip	5/50
# 79040	7-1/4" 40T Carbide Tip	5/50
# 79180	7-1/4" 180T Plywood Tip	5/50
# 79150	10" 40T Carbide Tip	5/50
# 79004	4" Dry Cutting Diamond	5/20
# 79007	7" Dry Cutting Diamond	5/20



• All Blades Contain 5/8" Universal Diamond Arbor

## Hack Saws

### DELUXE ALUMINUM HACKSAW w/BLADE STORAGE IN FRAME

- Blade Can Be Set at 55° Angle
- Blade Tension Control on Handle Permits Flush Cuts
- Insert Blade in Front of Frame for Compass Saw Cutting



# 92151 pk. 6/36

### 8" TO 12" ADJUSTABLE HACKSAW

- Adjusts to Fit 10" or 12" Blades
- Rigid Steel Frame
- Comfortable Pistol Grip



# 92149 pk. 6/36

### 6" MINI HACKSAW

- Heavy Duty Metal Frame
- Fine Cut- 24 Teeth

# 41323 pk. 5/50

- Replaceable Blades

# 41324 6" 10pk-24 teeth pk. 5/50



### 12" HACKSAW BLADES

- Precision Ground and Heat Treated Cutting Edges
- Fits All Standard Hack Saws



# HSB12 12" 5pk pk. 12/144

# 41325 12" 10pk-24 teeth pk. 5/50

# 41326 12" 10pk-32 teeth pk. 5/50

## Electric Guns and Irons

### SOLDERING IRON

- 2 Interchangeable Points
- Safety Rest Included
- Cared



All packed 12/72

# PN30 30 Watt

# PN40 40 Watt

# PN60 60 Watt

### HOT MELT GLUE GUN



- Trigger Feed
- No Drip Nozzle
- Glue Sticks Included



# GG1  
pk. 6/48

- Bonding, Joining,
- Sealing, Caulking, Fastening

## Hammers • Fully Polished Drop-Forged Head

### CLAW HAMMERS

# 96600	16 oz.	Tubular Steel Handle	pk. 6/24
# 96612	16 oz.	Wood Handle (Not Polished Head)	pk. 6/24
# 96602	16 oz.	Hickory Handle (Not Polished Head)	pk. 6/36
# 96616	16 oz.	Fiberglass Handle w/ Neon Grip	pk. 6/24
# 96604	16 oz.	Fiberglass Handle / Pro Grade	pk. 6/36

### RIP HAMMERS

# 96615	16 oz.	Wood Handle	pk. 6/24
# 96617	16 oz.	Fiberglass Handle w/ Neon Grip	pk. 6/24
# 96601	16 oz.	Tubular Steel Handle	pk. 6/36
# 96605	16 oz.	Fiberglass Handle / Pro Grade	pk. 6/24
# 96603	16 oz.	Hickory Wood Handle	pk. 6/36
# 96701	20 oz.	Tubular Steel Handle	pk. 6/36
# 96703	20 oz.	Hickory Wood Handle	pk. 6/36
# 96707	20 oz.	Hickory Handle w/Rubber Grip	pk. 6/36
# 96705	20 oz.	Fiberglass Handle w/ Neon Grip	pk. 6/24
# 96708	16 oz.	Steel Handle Claw	pk. 4/24
# 96709	16 oz.	One Piece Steel	pk. 4/24
# 96710	20 oz.	One Piece Steel	pk. 6/36
# 96609	22 oz.	FRAMING Hammer Mill Face / Hickory Handle	pk. 6/24



CLAW HAMMERS



RIPPING HAMMERS

## Specialty Hammers

### 24 oz. BALL PEEN HAMMER

- Hickory Wood Handle
- # 96524 pk. 6/24



### BRICK HAMMERS

#### 24 oz.

- Hickory Wood Handle
- # 96623 pk. 1/6



#### 24 oz.

- Fiberglass Handle w/ Rubber Grip
- # 96624 pk. 6/24



## Rubber Mallets

#### 16 oz.

- Tubular Steel Rubber Handle
- # 96630 pk. 6/36



#### 32 oz.

- Hardwood Handle
- # 544 pk. 6/24



## 3lb Hammers

- # 96800 16" Double Face pk. 1/6
- # 96810 10.5" Drilling Hammer pk. 1/6



## Wrenches

### ADJUSTABLE WRENCHES

- Chrome Vanadium Steel
- Drop Forged
- Precision Machined
- Heavy Duty
- Carded
- Double Blister



# 98646	6"	pk. 6/36
# 98648	8"	pk. 6/36
# 98650	10"	pk. 6/36
# 98651	12"	pk. 6/36
# 98652	15"	pk. 4/6

### ADJUSTABLE PIPE WRENCHES

- Heavy Duty High Alloy Steel
- Drop Forged Jaw



# 98702	8"	pk. 6/36
# 98703	10"	pk. 6/24
# 98704	14"	pk. 6/12
# 98705	18"	pk. 1/6
# 98706	24"	pk. 1/6

### 5 PC. -COMBINATION WRENCH SETS

- Drop-Forged of High Grade Chrome Alloy Steel
- Heat-Treated
- Metal Storage Clip Included



- # GCMW5CX pk. 6/36 • CARDED
- S.A.E.: 3/8", 7/16", 1/2", 9/16", 5/8"
- # GCMW5CX pk. 6/36
- METRIC: 8 mm, 10 mm, 12 mm, 14 mm, 17 mm

## Files

- High Speed Steel Plastic Molded Handle
- Carded Double Blister

# 93870	6"	Mill Bastard File	pk. 6/36
# 93871	8"	Mill Bastard File	pk. 6/36
# 93872	10"	Mill Bastard File	pk. 6/36
# 93875	6"	Round Bastard File	pk. 6/36
# 93876	8"	Round Bastard File	pk. 6/36
# 93879	8"	Half Round Bastard File	pk. 6/36
# 93880	8"	Half Round Wood RASP	pk. 6/36
# 93877	6"	Slim Taper File	pk. 6/36
# 93878	7"	Slim Taper File	pk. 6/36
# 93867	8"	4-Way File	pk. 6/36



93875



93871

## Chisels

### WOOD CHISEL

- Carded
- Double Blister

Precision Ground Edges Resin Handle

# 91120	3/8"	Blade	pk. 6/36
# 91121	1/2"	Blade	pk. 6/36
# 91122	3/4"	Blade	pk. 6/36
# 91123	1"	Blade	pk. 6/36
# 91124	1-1/4"	Blade	pk. 6/36
# 79020	3 Piece Set 1/2", 3/4", 1"		pk. 4/24



91122



79020

### COLD CHISEL

Drop Forged

Cushion Vinyl Grip

# 91180	1/2"	Blade	pk. 6/36
# 91181	3/4"	Blade	pk. 6/36
# 91182	7/8"	Blade	pk. 6/36



91181

## Steel-Thru Scratch Awls

- Through Handle Full Shaft Blade
- Steel Striking Surface on Metal Shaft
- Shock Proof Handle
- Safety Grip



# 97262 pk. 6/36

## Sharpening Stone

### Combination Type:

- One Coarse Side
- One Fine Side
- Aluminum Oxide



### 6" STONE

# 056

### 8" STONE

# 058

Both pk. 12/48

## Wrap Around Safety Glasses

- Full Coverage
- Adjustable Temples
- 99% UV Protection



# 103-1 pk. 6/48

## Nail Sets

- Chrome Vanadium Steel
- Raised Shaft for Better Grip
- Carded Double Blister



# 91170 1/32" Tip Nail Set pk. 6/36

# 91171 1/16" Tip Nail Set pk. 6/36

# 91172 3/32" Tip Nail Set pk. 6/36

# 91173 1/8" Center Punch pk. 6/36

### 4 PC. NAIL & CENTER PUNCH SET

- Contains:
- 1/32" Tip Nail Set
- 1/16" Tip Nail Set,
- 3/32" Tip Nail Set
- 1/8" Center Punch



# 91174 pk. 6/36

## Punches

- Chrome Vanadium Steel
- Precision Ground & Hardened
- Drop Forged Vinyl Grip
- Carded Double Blister



### 1/8" PIN PUNCH

# 91183 pk. 6/36

### 1/4" TAPER PUNCH


# 91184 pk. 6/36

### 3/8" CENTER PUNCH

# 91185 pk. 6/36

## 4" Needle File Set

- 6 Piece Set Includes:
- Flat Half Round
- Round
- Triangle
- Square
- Knife



# 93906 pk. 6/36

## C-Clamps • Heavy Duty

- Galvanized Malleable Iron
- Heavy Duty Steel Screw
- Sliding T-Handle Rust Resistant



# 94410	1"	C-Clamp	1" Depth	pk. 6/36
# 94420	2"	C-Clamp	1" Depth	pk. 6/36
# 94422	2-1/2"	C-Clamp	2" Depth	pk. 6/36
# 94425	2-1/2"	C-Clamp	2-1/2" Depth	pk. 6/36
# 94430	3"	C-Clamp	2" Depth	pk. 6/24
# 94440	4"	C-Clamp	3" Depth	pk. 6/24
# 94450	5"	C-Clamp	3" Depth	pk. 6/24
# 94460	6"	C-Clamp	3.5" Depth	pk. 6/12
# 94480	8"	C-Clamp	4" Depth	pk. 2/12

## Wrecking Bars

- Beveled Edges Enamel Finish

ITEM #	LONG	THICK	PK.
# GW12	12"	1/2"	1/10
# GW18	18"	5/8"	1/6
# GW24	24"	3/4"	1/6
# GW30	30"	3/4"	1/6
# GW48	48"	1"	1/2



# GCVB15 15" 1-1/4" 6/48

## Spring Clamps

- Heavy Duty Spring
- Polished Steel
- Cushion Grip Handles



# 94694	1" Opening	pk. 6/36
# 94696	2" Opening	pk. 6/36
# 94699	3" Opening	pk. 6/18

## 16 pc Deluxe Spring Clamp Set

- Spring Loaded Jaws
- Pivot Jaw Tips for Extra Firm Hold
- Includes:  
6pc- 1/2", 4pc- 3/2", 4pc- 1", 2pc- 2"



# 59917  
pk. 12

## Snips & Cutters

### TIN SNIPS • For Cutting Sheet Metal, Plastic, Linoleum



- Fully Polished Drop Forged
- Cushion Sure-Grip Handles

# 92508 8" pk. 6/36

# 92510 10" pk. 6/24

# 92512 12" pk. 6/36



### BOLT CUTTERS



- Chrome Vanadium Steel
- Large Slip Resistant Grip

# 92530 8" pk. 6/36

# 92531 14" pk. 6/24

# 92532 18" pk. 2/12

# 92533 24" pk. 1/6

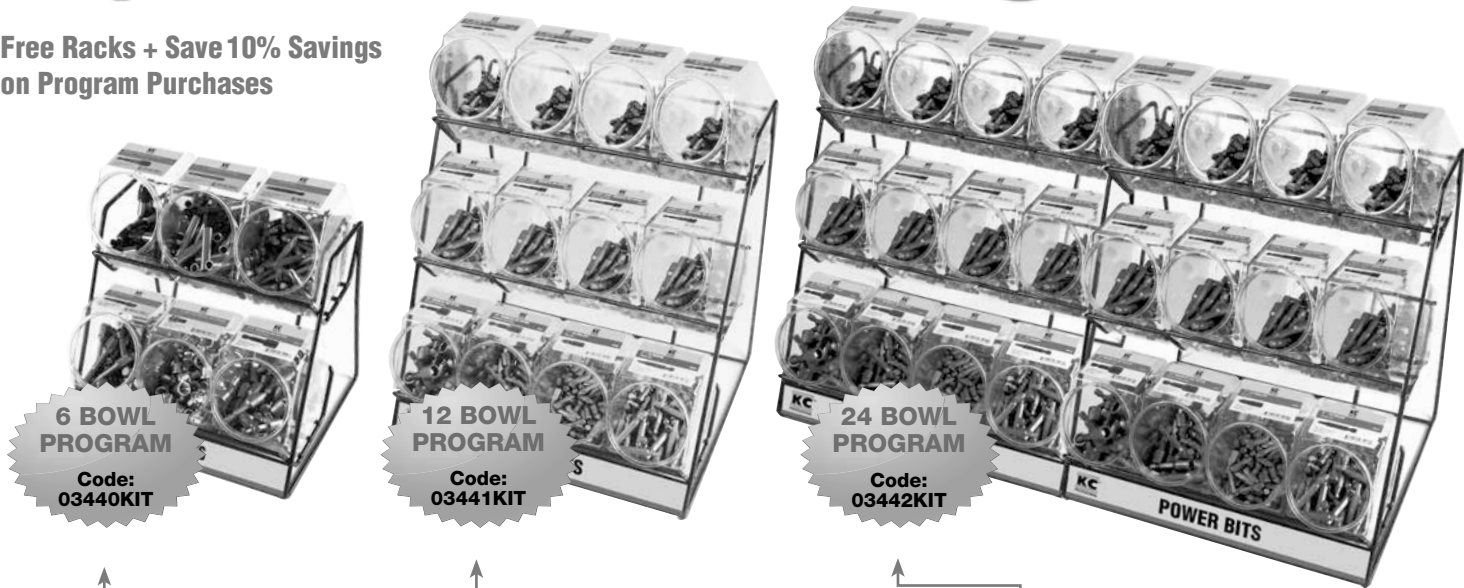
# 92534 30" pk. 1/6

# 92536 36" pk. 1/5



# Impulse Power Bit Program

**Free Racks + Save 10% Savings on Program Purchases**



Item#	Description	Qty/ Pack
03400	Magnetic Bit Holder with Lock	25◆
03401	3" x 1/4 Magnetic Bit Holder	50◆

Item#	Description	Qty/ Pack
03402	Magnetic Screw Guide	25◆
03403	Compact Magnetic Screw Guide	25◆

Item#	Description	Qty/ Pack
03404	1" #1 Phillips Bit	250◆
03405	1" #2 Phillips Bit	250◆
03406	1" #2 Phillips Drywall Bit (Dimpler)	100◆
03407	1" #2 Phillips - Reduced Head	250◆
03408	1" #2 Square	250◆


Item#	Description	Qty/ Pack
03410	2" #1 Phillips X #3/16" Slotted	75◆
03411	2" #2 Phillips x #1/4" Slotted	75◆
03412	2" #2 Phillips x #2 Phillips	75◆

6 Bowl 03440KIT	12 Bowl 03441KIT	24 Bowl 03442KIT
1 pk	1 pk	1pk
1 pk	1 pk	1 pk

6 Bowl 03440KIT	12 Bowl 03441KIT	24 Bowl 03442KIT
	1 pk	1pk
	1 pk	1 pk

6 Bowl 03440KIT	12 Bowl 03441KIT	24 Bowl 03442KIT
1 pk	1 pk	1 pk
	1 pk	1 pk
		1 pk

6 Bowl 03440KIT	12 Bowl 03441KIT	24 Bowl 03442KIT
		1 pk
	1 pk	1 pk



# Impulse Power Bit Program

CREATE YOUR OWN ASSORTMENT  
ORDER 6 OR 12 BOWL  
WITH DISPLAY RACK

6 BOWL/ RACK—701060  
12/BOWL/ RACK—701061



**Strong Plastic Bowls**  
**Sturdy Rack with Eye Catching Signage**  
**Clear Descriptive Labels on EVERY Bowl**



Item#	Description	Qty/ Pack
03409	Quad Drive	100◆
03413	2" #1 Phillips	125◆
03414	2" #2 Phillips	125◆
03415	2" #3 Phillips	125◆
03416	3" #2 Phillips	100◆
03417	6" #2 Phillips	45◆
03418	2" #2 Square	125◆
03419	6" #2 Square	45◆
03420	2" #25 Star Compatible Bit	75◆

6 Bowl 03440KIT	12 Bowl 03441KIT	24 Bowl 03442KIT
1 pk	1 pk	1 pk
		1 pk
		1 pk
		1 pk
	1 pk	1 pk
		1 pk
		1 pk

Item#	Description	Qty/ Pack
03421	1/4" Magnetic Nut Setter	50◆
03422	5/16" Magnetic Nut Setter	50◆
03423	3/8" Magnetic Nut Setter	50◆
03424	7/16" Magnetic Nut Setter	50◆
03425	2-9/16" x 1/4" Magnetic Nut Setter	25◆
03426	2-9/16" x 5/16" Magnetic Nut Setter	25◆
03427	2-9/16" x 3/8" Magnetic Nut Setter	25◆

6 Bowl 03440KIT	12 Bowl 03441KIT	24 Bowl 03442KIT
1 pk	1 pk	1 pk
1 pk	1 pk	1 pk
	1 pk	1 pk
		1 pk
		1 pk

Item#	Description	Qty/ Pack
03428	1/4" Socket Drive	50◆
03429	3/8" Socket Drive	50◆

6 Bowl 03440KIT	12 Bowl 03441KIT	24 Bowl 03442KIT
		1 pk
		1 pk

Item#	Description	Qty
98407	UPC Scanner Sheet for Register Use	1

## Drill Bits

\*Packed on Slim Cards

### HIGH SPEED DRILL BITS



ITEM	All Packed 12/144
# HSS116	1/16" High Speed Drill Bits-2pk
# HSS564	5/64" High Speed Drill Bits-2pk
# HSS332	3/32" High Speed Drill Bits-2pk
# HSS764	7/64" High Speed Drill Bits-2pk
# HSS18	1/8" High Speed Drill Bits - 2pk
# HSS964	9/64" High Speed Drill Bits
# HSS532	5/32" High Speed Drill Bits
# HSS1164	11/64" High Speed Drill Bits
# HSS316	3/16" High Speed Drill Bits
# HSS1364	13/64" High Speed Drill Bits
# HSS732	7/32" High Speed Drill Bits
# HSS1564	15/64" High Speed Drill Bits
# HSS14	1/4" High Speed Drill Bits
# HSS516	5/16" High Speed Drill Bits
# HSS38	3/8" High Speed Drill Bits
# HSS716	7/16" High Speed Drill Bits
# HSS12	1/2" High Speed Drill Bits-2pk

### TITANIUM DRILL BITS



ITEM	All Packed 6/48
# 79060	1/16" Titanium Drill Bits-2pk
# 79050	5/64" Titanium Drill Bits-2pk
# 79051	3/32" Titanium Drill Bits-2pk
# 79052	7/64" Titanium Drill Bits-2pk
# 79061	1/8" Titanium Drill Bits-2pk
# 79053	9/64" Titanium Drill Bits
# 79054	5/32" Titanium Drill Bits
# 79056	11/64" Titanium Drill Bits
# 79062	3/16" Titanium Drill Bits
# 79057	13/64" Titanium Drill Bits
# 79058	7/32" Titanium Drill Bits
# 79059	15/64" Titanium Drill Bits
# 79063	1/4" Titanium Drill Bits
# 79064	5/16" Titanium Drill Bits
# 79065	3/8" Titanium Drill Bits
# 79066	7/16" Titanium Drill Bits
# 79067	1/2" Titanium Drill Bits

### MASONRY DRILL BITS



ITEM	All Packed 6/48
# 79250	1/8" Masonry Drill Bit
# 79251	3/16" Masonry Drill Bit
# 79252	1/4" Masonry Drill Bit
# 79253	5/16" Masonry Drill Bit
# 79254	3/8" Masonry Drill Bit
# 79255	1/2" Masonry Drill Bit

### WOOD SPADE BITS



ITEM	DESCRIPTION	PACK
# 79280	1/4" Wood Spade Bit	6/48
# 79281	5/16" Wood Spade Bit	6/48
# 79282	3/8" Wood Spade Bit	6/48
# 79284	7/16" Wood Spade Bit	6/48
# 79285	1/2" Wood Spade Bit	6/48
# 79286	9/16" Wood Spade Bit	6/48
# 79287	5/8" Wood Spade Bit	6/48
# 79288	11/16" Wood Spade Bit	6/48
# 79290	3/4" Wood Spade Bit	6/48
# 79291	13/16" Wood Spade Bit	6/48
# 79292	7/8" Wood Spade Bit	6/48
# 79293	15/16" Wood Spade Bit	6/48
# 79295	1" Wood Spade Bit	6/48
# 79299	1-1/8" Wood Spade Bit	6/48
# 79310	1-1/4" Wood Spade Bit	6/48
# 79307	1-3/8" Wood Spade Bit	6/48
# 79311	1-1/2" Wood Spade Bit	6/48

### ELONGATED WOOD SPADE BITS



ITEM	DESCRIPTION	PACK
# 79282EL	3/8" Wood Spade Bit	6/72
# 79285EL	1/2" Wood Spade Bit	6/48
# 79287EL	5/8" Wood Spade Bit	6/48
# 79290EL	3/4" Wood Spade Bit	6/48
# 79292EL	7/8" Wood Spade Bit	6/144
# 79295EL	1" Wood Spade Bit	6/144



## DRILL / DRIVER BITS

ITEM	DESCRIPTION	PACK
# GHS1	2" Magnetic Bit Tip Holder	6/144
# GHS2	5 pk. 1" Drywall Bits, Size #2	6/144
# GHS3	4 pk. 2" Double Ended Bits, Size #2	6/144
# GHS6	7 pc. Screwdriver Set	6/48



GHS1



GHS2



GHS3



GHS6

## 3pc. Lock Installation Kits

### FOR WOOD DOORS ONLY

- 1" Wood Boring Bit
- 2-1/8" Wood Hole Saw
- 3/8" Mandrel w/Pilot Drill

# 92170 pk. 6/36



### FOR BOTH METAL AND WOOD DOORS

#### w/Bi-Metal Saw Blades

- 1" Bi-Metal Hole Saw
- 2-1/8" Bi-Metal Hole Saw
- 3/8" Mandrel w/Pilot Drill

# 92172 pk. 6/36

## 13 Piece Drill Bit Sets

- SIZES: 1/16", 5/64", 3/32", 7/64", 1/8", 9/64", 5/32", 1/4", 15/64", 7/32", 3/64", 13/64", 11/64"

### HIGH SPEED STEEL BITS


# GHS13  
pk. 12/72



### HIGH SPEED TITANIUM BITS

- Lasts Up to 6 Times Longer Than High Speed Steel Bits

# 79073  
pk. 12/72





## Stretch Cords

### FLAT BUNGEE STRAPS

- 3x Stronger Than Regular Bungee Cords
- Extra Wide and Secure

All pk. 6/48



# EF15C	15"
# EF25C	25"
# EF35C	35"
# EF45AC	10"- 45"

### 6 PC. FLAT BUNGEE STRAPS SET

- Contains: 2pc. x 12" and 1pc. of each: 15", 25", 35", 10"-45" Adj.

# EF6PC pk. 3/12



### 2 PK. STRETCH CORDS

All pk. 6/72

- Vinyl Coated Hooks

# ST24/2	24"
# ST36/2	36"
# ST42/2	42"




## H.B. Smith® Hand Trucks

• (Can Not Ship via UPS or FedEx, Common Carrier Only)

### ECONOMY

- 450 lb. Load Capacity
- Comfort Grip
- Welded Construction
- Powder Coated Finish
- Heavy Tubular Steel Frame
- Replaceable Heavy Duty Axle
- Genuine Solid Rubber Tires
- Commercial Size Toe-Plate
- Replacement Wheels- RWHT-1



# HT1545 pk. 1

### ALUMINUM P-HANDLE

- 500 lb. Load Capacity
- P-Handle Design
- ALUMINUM Construction
- Weather Resistant Finish
- Easy to Lift
- Replaceable Heavy Duty Axle
- Solid Industrial Tires
- Commercial Size Toe-Plate
- Replacement Wheels- RWHT-2



# HT1862 pk. 1

### HEAVY DUTY P-HANDLE HAND TRUCK

- 600 lb. Load Capacity
- P-Handle Design
- Welded Construction
- Heavy Tubular Steel Frame
- Powder Coated Finish
- Replaceable Heavy Duty Axle
- Solid Industrial Tires
- Commercial Size Toe-Plate
- Replacement Wheels- RWHT-2



# HT1806 pk. 1

### HEAVY DUTY P-HANDLE HAND TRUCK WITH PNEUMATIC WHEELS

- Replacement Wheels- RWHT-4

# 79329A pk. 1

### ALUMINUM DUAL HANDLE

- 500 lb. Load Capacity
- Comfort Grip
- ALUMINUM Construction
- Weather Resistant Finish
- Easy to Lift
- Solid Industrial Tires
- Replaceable Heavy Duty Axle
- Commercial Size Toe-Plate
- Replacement Wheels- RWHT-2



# HT1860 pk. 1

### CONVERTIBLE HAND TRUCK/DOLLY

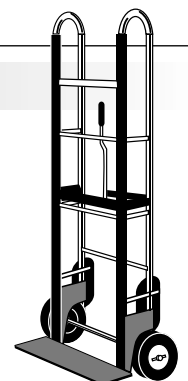
- 550 lb. Load Capacity
- Continuous Handle
- Welded Construction
- Heavy Tubular Steel Frame
- Solid Industrial Tires
- Replaceable Heavy Duty Axle
- Commercial Size Toe-Plate
- Powder Coated Finish
- Replacement Wheels- RWHT-2



# HT1841 pk. 1

### APPLIANCE HAND TRUCK

- 440 lb. Load Capacity
- 2" Wide Heavy Duty Belt
- Ratchet Belt Tightener
- Secures all Cargo
- Non-Marking Durable
- Padding on all Contact Surfaces



# 79331 pk. 1

## Replacement Hand Truck Wheels

### PNEUMATIC WHEELS

8" x 2"	# RWHT-3
10" x 2.5"	# RWHT-4



RWHT-4

RWHT-3

### SOLID RUBBER WHEELS

8" x 2"	# RWHT-1
10" x 2.5"	# RWHT-2



RWHT-2

RWHT-1

All packed 2

Fits 5/8" Axle

## Furniture Dolly

- Size 18" W x 30" L
- 450 lb. Load Capacity
- Carpet Covered
- Hardwood End Members
- 3" Swivel Casters with Hard Rubber Wheels



# 79332 pk. 2

## Genesis Power Tools

Genesis products are warranted against defects for 2 years from the date of consumer purchase. Store warranty process: Replace the consumer defective unit or refund the consumer's money, destroy the product in field, and debit World and Main.

### 3/8" VSR ELECTRIC DRILL

- 3/8" (10mm) Keyless Chuck
- Powerful 4.2 Amp Motor
- Variable Speed (0-3,000 RPM)
- Lock-On Button
- Built-In Belt Clip



# GD38B  
pk. 1/5

### 6 AMP – 1/2" VSR HAMMER DRILL

- Powerful 6.0 Amp Motor
- Var. speed (0-3300 RPM)
- Hammer: 0-43,500 BPM
- Lock-on Button
- Aluminum Gear Housing
- 360 Degree Assist Handle
- Includes: Depth Rod, Auxiliary Handle and Chuck Key



# GHD1260B  
pk. 1/5

### 12V LITHIUM-ION 2-SPEED DRILL/DRIVER

- Compact, Lightweight, and Powerful
- 250 in-lbs of Torque
- 0-350, 0-1300 RPM Speed Ranges
- Built-In LED Work Light
- 3/8" Single-Sleeve Keyless Chuck
- Includes: Battery and Charger



# GLCD122P  
pk. 1/5

### 12V LITHIUM-ION IMPACT DRIVER

- Compact, Lightweight, and Powerful
- Incredible 708 in-lbs of Torque
- 1/4" Hex Quick-Change Locking Collet
- 0-2300 RPM Speed
- 0-3000 BPM Impact Action
- Includes: Battery and Charger



# GLID12B  
pk. 1/5

### 12V LITHIUM-ION REPLACEMENT BATTERY

- Replacement Battery for Genesis GLCD122P and GLID12B



# GLAB12B  
pk. 1/6

### 18V CORDLESS DRILL/DRIVER KIT

- 3/8" Keyless Chuck
- 16 Torque/Clutch Settings
- Variable Speed: 0-550 RPM
- Electric Brake
- LED Work Light
- Includes Battery, 13-Piece Bit Set, and Storage Case



# GCD18BK  
pk. 1/5

### 6 AMP – 4-1/2" ANGLE GRINDER

- 6.0 Amp Motor. 10,500 RPM
- Aluminum Gear Housing
- Spindle Lock
- Lock On Switch
- 2-Position Auxiliary Handle
- Includes Grinding Wheel



# GAG645  
pk. 1/6

### DUAL-TEMPERATURE HEAT GUN

- Versatile Tool for Stripping Paint, Softening Putty, Thawing Pipes, Loosening Rusted Bolts, Speed-Drying.
- Powerful 12.5 Amp Motor
- 572 & 1000 degree settings
- Includes: (2) Deflector, (1) Reflector, and (1) Air Reduction Nozzle



# GHG1500A  
pk. 1/5

### 12 AMP – 7-1/4" CIRCULAR SAW

- 12 Amp Motor.
- 5,000 RPM Blade Speed
- Includes 24T Carbide Blade and Rip Guide
- Ergonomically Designed Front and Rear Handles



# GCS120  
pk. 1/4

### VARIABLE SPEED ORBITAL JIG SAW

- 4.5 Amp Motor
- Variable Speed (800-2800 SPM)
- Quick-Change Blade System
- 4-Stage Orbital Action
- Base Bevels 0-45 degrees
- Lock On Button
- Includes: Rip Guide and (3) Blades



# GJS450  
pk. 1/5

## Genesis Power Tools

Genesis products are warranted against defects for 2 years from the date of consumer purchase. Store warranty process: Replace the consumer defective unit or refund the consumer's money, destroy the product in field, and debit World and Main.

### 1/4 SHEET PALM SANDER

- Palm Grip for Comfort and Control
- Dust-Protected On/Off Switch
- Die-Cast Aluminum Base
- Spring-Loaded Paper Clamps
- 10,000 OPM
- Includes: Dust Bag and Sandpaper Asst



# GPS2303  
pk. 1/5

### VARIABLE SPEED ROTARY TOOL WITH 40 ACCESSORIES

- 1001 Household, Hobby, & Project uses
- Variable Speed: 8,000- 30,000 RPM
- Uses Standard Rotary Tool Accessories
- Includes 40-Piece Accessory Set and Accessory Storage Case



# GRT2103-40  
pk. 1/5

### FLUSH CUT BLADE ASSORTMENT PACK

- 10mm, 20mm, and 30mm Flush Cut (e-cut) blades for cutting in Wood, Plastic, and Drywall.
- For use with all brands of multi-purpose oscillating tools



# GAMT501  
pk. 1/6

### 2-5/8" WIDE FLUSH CUT BLADE

- 67mm Blade for Extra-Wide Plunge and Flush Cutting in Wood, Plastic, and Drywall.
- For use with all brands of multi-purpose oscillating tools



# GAMT515  
pk. 1/6

### 1-3/8" BI-METAL FLUSH CUT BLADE

- 35mm Blade for cutting Nails, Non-Ferrous Metals, other soft metals, Wood, Plastic, and Drywall.
- For use with all brands of multi-purpose oscillating tools



# GAMT521  
pk. 1/6

### 5.5 AMP RECIPROCATING SAW

- Quick-Change Blade System
- 5-Position Rotating Handle
- Adjustable/Pivoting Front Shoe
- 5.5 Amp Motor
- Var. Speed 600-2500 SPM
- Aluminum Gear Housing
- Includes 2 blades



# GRS550  
pk. 1/5

### MULTI-PURPOSE OSCILLATING TOOL

- Incredibly useful tool for home repair, remodeling and restoration.
- 1.5 Amp Motor. 21,000 OPM
- 4-Pin flange design
- Includes 7 Accessories, adaptor, and Accessory Storage Case



# GMT15A  
pk. 1/5

### 1-3/8" PRECISION FLUSH CUT BLADE

- Aggressive flush cuts and plunge cuts in wood, plastic, drywall and other soft materials up to 1-9/16" deep
- Beveled tooth design for maximum blade durability and versatility
- Special design creates cleaner, more accurate flush cuts
- For use with all brands of multi-purpose oscillating tools



# GAMT514  
pk. 1/6

### 1-3/4" COARSE TOOTH FLUSH CUT BLADE

- 2 - Piece Set
- 15 TPI coarse tooth blade for fast plunge cuts and flush cuts in wood, plastic, drywall and other soft materials up to 2-1/4" deep
- For use with all brands of multi-purpose oscillating tools



# GAMT517-2  
pk. 1/6

### 3-1/8" HSS SEGMENTED SAW BLADE

- For Fast, Straight-Line Cutting in Wood, Plastic, and Drywall.
- For use with all brands of multi-purpose oscillating tools



# GAMT522  
pk. 1/6

## Genesis Power Tools

Genesis products are warranted against defects for 2 years from the date of consumer purchase. Store warranty process: Replace the consumer defective unit or refund the consumer's money, destroy the product in field, and debit World and Main.

### 1-3/4" TITANIUM-COATED BI-METAL FLUSH BLADE

- For plunge cuts and flush cuts in nails, nail-embedded wood, copper, aluminum, other non-ferrous metals, mild steel, wood, plastic, drywall, and other soft materials up to 2-1/4" deep
- 5 times the durability of regular Bi-Metal blades
- For use with all brands of multi-purpose oscillating tools



# GAMT531T  
pk. 1/6

### 3" TAPERED SEALANT CUTTER

- For removing deep penetrating adhesive, caulking, silicone and other soft bonding materials up to 3" deep
- For use with all brands of multi-purpose oscillating tools



# GAMT613  
pk. 1/6

### 3-1/8" HOOK & LOOP BACKING PAD


- Low profile design gets into tight spots
- High density hook & loop attachment system
- Ideal for detail sanding jobs utilizing quick attach hook & loop sandpaper
- For use with all brands of multi-purpose oscillating tools



# GAMT711  
pk. 1/6

### 3-1/8" TRIANGULAR CARBIDE RASP

- For aggressive material removal of Wood, Tile Adhesives, Cement, and Mortar.
- For use with all brands of multi-purpose oscillating tools



# GAMT741  
pk. 1/1/6

### 40W 4000 LUMEN DUAL-HEAD LED WORK LIGHT WITH TRIPOD

- Lights Stay Cool to the Touch
- 5X More Energy Efficient than Halogen
- LEDs Never Need Replacing
- Lights Tilt 30° down, 90° up
- Lights Detach from Tripod
- Indoor/Outdoor Approved
- 9 ft Power Cord
- Telescoping Tripod extends 49"



# PWL2140TS  
pk. 1/2

### 2-PIECE SCRAPER BLADE SET

- Flexible Scraper Blade for caulk, paint, and adhesives.
- Rigid scraper Blade for Vinyl, Varnish, carpeting, linoleum.
- For use with all brands of multi-purpose oscillating tools



# GAMT601  
pk. 1/6

### 12-PIECE SANDPAPER SET

- 12 Hook and Loop Sanding triangles
- (3) 60G, (3) 80G, (3) 120G, (3) 240G.
- For use with all brands of multi-purpose oscillating tools



# GAMT701  
pk. 1/6

### 1/8" GROUT REMOVAL BLADE

- 1/16" width for removing grout from floor or wall tiles for replacement or restoration.
- For use with all brands of multi-purpose oscillating tools



# GAMT731  
pk. 1/6

### 20W 2000 LUMEN LED WORK LIGHT

- Light Stays Cool to the Touch
- 5X More Energy Efficient than Halogen
- LEDs Never Need Replacing
- Light Tilts 30° down, 90° up
- Indoor/Outdoor Approved
- 5 ft Power Cord



# PWL1120BS  
pk. 1/6

### 10W, 900 LUMEN LITHIUM-ION RECHARGEABLE LED WORK LIGHT

- Light Stays Cool to the Touch
- LEDs Never Need Replacing
- 4 Modes: 100%, 75%, 50%, flashing
- Runs for 3-1/2 Hours on High
- Light Tilts up to 30° down, 90° up
- Indoor/Outdoor Approved
- Magnetic Base




# PWL1110M  
pk. 1/6



## Century Drill & Tool

### SHARK TOOTH™ HOLE SAWS

- Bi-metal saws with cobalt high speed steel teeth, electron welded to shatter-proof, shock absorbing bodies
- Variable tooth pattern
- 1-1/2" cutting depth
- Arbors sold separately



Item #	Description	Pack
5010	Hole Saw, 5/8" Bi-Metal	2
5012	Hole Saw, 3/4" Bi-Metal	2
5014	Hole Saw, 7/8" Bi-Metal	2
5016	Hole Saw, 1" Bi-Metal	2
5018	Hole Saw, 1-1/8" Bi-Metal	2
5020	Hole Saw, 1-1/4" Bi-Metal	2
5022	Hole Saw, 1-3/8" Bi-Metal	2
5024	Hole Saw, 1-1/2" Bi-Metal	2
5026	Hole Saw, 1-5/8" Bi-Metal	2
5028	Hole Saw, 1-3/4" Bi-Metal	2
5030	Hole Saw, 1-7/8" Bi-Metal	2
5032	Hole Saw, 2" Bi-Metal	2
5034	Hole Saw, 2-1/8" Bi-Metal	2
5036	Hole Saw, 2-1/4" Bi-Metal	2
5038	Hole Saw, 2-3/8" Bi-Metal	2

Item #	Description	Pack
5040	Hole Saw, 2-1/2" Bi-Metal	2
5042	Hole Saw, 2-5/8" Bi-Metal	2
5044	Hole Saw, 2-3/4" Bimetal	2
5048	Hole Saw, 3" Bi-Metal	2
5050	Hole Saw, 3-1/8" Bi-Metal	2
5052	Hole Saw, 3-1/4" Bi-Metal	2
5056	Hole Saw, 3-1/2" Bi-Metal	2
5058	Hole Saw, 3-5/8" Bimetal	2
5060	Hole Saw, 3-3/4" Bimetal	2
5064	Hole Saw, 4" Bi-Metal	2
5066	Hole Saw, 4-1/8" Bi-Metal	2
5068	Hole Saw, 4-1/4" Bi-Metal	1
5070	Hole Saw, 4-1/2" Bi-Metal	1
5074	Hole Saw, 5" Bi-Metal	1
5078	Hole Saw, 6" Bi-Metal	1



**Century Drill & Tool**

**HOLE SAW ACCESSORIES**

- Arbors, pilot drill and extension
- Needed for Shark Tooth hole saws



Item #	Description	Pack
5302	Hole Saw Arbor, 3/8" Bimetal	2
5304	Hole Saw Arbor, 3/8" Bimetal	2
5305	Hole Saw Arbor, 7/16" Bimetal	2

Item #	Description	Pack
5306	Hole Saw Pilot Bit, 1/4x4-3/8"	3
5312	Hole Saw Extension, 12"	1

**DIAMOND GRIT HOLE SAWS**

- Designed to cut tile, porcelain, glass, slate and marble
- Not recommended for concrete, masonry or metal
- Patented thin wall design
- 1/2" cutting depth
- Includes 1/8" to 1-3/8" hole saws



Item #	Description	Pack
5570	Hole Saw, 1/8" Diamond Grit	2
5571	Hole Saw, 3/16" Diamond Grit	2
5572	Hole Saw, 1/4" Diamond Grit	2
5573	Hole Saw, 5/16" Diamond Grit	2
5574	Hole Saw, 3/8" Diamond Grit	2

Item #	Description	Pack
5575	Hole Saw, 1/2" Diamond Grit	2
5576	Hole Saw, 5/8" Diamond Grit	2
5577	Hole Saw, 3/4" Diamond Grit	2
5579	Hole Saw, 1" Diamond Grit	2
5582	Hole Saw, 1-3/8" Diamond Grit	1



## Century Drill & Tool

### BLACK OXIDE DRILL BITS

- Manufactured from industrial high speed steel
- 135° point - no center punch needed
- Includes 1/16" to 3/8" in straight shank, 25/64" to 1/2" in 3/8" reduced shank by 64ths drill bits



Item #	Description	Pack
17408	Drill Bit, 1/8" Double, 2/Cd	6
24204	Drill Bit, 1/16" Black Oxide, 2/Cd	6
24205	Drill Bit, 5/64" Black Oxide, 2/Cd	6
24206	Drill Bit, 3/32" Black Oxide, 2/Cd	6
24207	Drill Bit, 7/64" Black Oxide, 2/Cd	6
24208	Drill Bit, 1/8" Black Oxide, 2/Cd	6
24209	Drill Bit, 9/64" Black Oxide	6
24210	Drill Bit, 5/32" Black Oxide	6
24211	Drill Bit, 11/64" Black Oxide	3
24212	Drill Bit, 3/16" Black Oxide	6
24213	Drill Bit, 13/64" Black Oxide	3
24214	Drill Bit, 7/32" Black Oxide	6
24215	Drill Bit, 15/64" Black Oxide	3
24216	Drill Bit, 1/4" Black Oxide	6
24217	Drill Bit, 17/64" Black Oxide	3

Item #	Description	Pack
24218	Drill Bit, 9/32" Black Oxide	3
24219	Drill Bit, 19/64" Black Oxide	3
24220	Drill Bit, 5/16" Black Oxide	3
24221	Drill Bit, 21/64" Black Oxide	3
24222	Drill Bit, 11/32" Black Oxide	3
24223	Drill Bit, 23/64" Black Oxide	3
24224	Drill Bit, 3/8" Black Oxide	3
24725	Drill Bit, 25/64" Black Oxide 3/8"RS	3
24726	Drill Bit, 13/32" Black Oxide 3/8"RS	3
24727	Drill Bit, 27/64" Black Oxide 3/8"RS	3
24728	Drill Bit, 7/16" Black Oxide 3/8"RS	3
24729	Drill Bit, 29/64" Black Oxide 3/8"RS	3
24730	Drill Bit, 15/32" Black Oxide 3/8"RS	3
24731	Drill Bit, 31/64" Black Oxide 3/8"RS	3
24732	Drill Bit, 1/2" Black Oxide 3/8"RS	3

## Century Drill & Tool

### IMPACT PRO™ SCREWDRIVING BITS

- Heat treated, premium grade steel for maximum shock absorption
- For use in standard and cordless impact drivers



Item #	Description	Pack
66100	Impact Bit, #2RED Phx1", DW 2/Cd	2
66101	Impact Bit, #1 Phx1" 2/Pk	2
66102	Impact Bit, #1 Phx1" 2/Pk	2
66103	Impact Bit, #3 Phx1" 2/Pk	2
66110	Impact Bit, T10 X 1" Insert	2
66115	Impact Bit, T15 X 1" Insert	2
66127	Impact Bit, T27 X 1" Insert	2
66130	Insert Bit, T30 X 1" Insert	2
66151	Impact Bit, #1 Sqx1" 2/Pk	2
66152	Impact Bit, #2 Sqx1" 2/Pk	2
66153	Impact Bit, #3 Sqx1" 2/Pk	2
66200	Impact Bit, #2RED Phx2", DW 2/Cd	2
66202	Impact Bit, #2 Phx2"	2
66203	Impact Bit, #3 Phx2"	2
66210	Impact Bit, T10 X 2"	2

Item #	Description	Pack
66215	Impact Bit, T15 X 2"	2
66220	Impact Bit, T20 X 2"	2
66225	Impact Bit, T25 X 2"	2
66227	Impact Bit, T27 X 2"	2
66230	Impact Bit, T30 X 2"	2
66240	Impact Bit, T40 X 2"	2
66251	Impact Bit, #1 Sqx2"	2
66252	Impact Bit, #2 Sqx2"	2
66253	Impact Bit, #3 Sqx2"	2
66500	Bit Holder, Magnetic, Pivoting	3
66502	Impact Pro Stub Bit Holder	3
66503	Bit Holder, 1/4"X3" Impact	3
70120	Star Bit, T20x1" Insert 2/Cd	2
70125	Star Bit, T25x1" Insert 2/Cd	2
70201	Phillips Bit, #1 X 2" Cd	2



## Century Drill & Tool

### COBALT DRILL BITS

- Designed to drill through extremely hard metals, including stainless steel
- 135° point - no center punch needed
- Manufactured to Aerospace NAS 907-J specifications
- Includes 1/16" to 1/2" drill bits



Item #	Description	Pack
26204	Drill Bit, 1/16" Cobalt 2/Cd	3
26205	Drill Bit, 5/64" Cobalt 2/Cd	3
26206	Drill Bit, 3/32" Cobalt 2/Cd	3
26207	Drill Bit, 7/64" Cobalt 2/Cd	3
26208	Drill Bit, 1/8" Cobalt 2/Cd	3
26209	Drill Bit, 9/64" Cobalt	3
26210	Drill Bit, 5/32" Cobalt	3
26211	Drill Bit, 11/64" Cobalt	3
26212	Drill Bit, 3/16" Cobalt	3
26213	Drill Bit, 13/64" Cobalt	3

Item #	Description	Pack
26214	Drill Bit, 7/32" Cobalt	3
26215	Drill Bit, 15/64" Cobalt	3
26216	Drill Bit, 1/4" Cobalt	3
26218	Drill Bit, 9/32" Cobalt	3
26220	Drill Bit, 5/16" Cobalt	6
26222	Drill Bit, 11/32" Cobalt	3
26224	Drill Bit, 3/8" Cobalt	6
26226	Drill Bit, 13/32" Cobalt	3
26228	Drill Bit, 7/16" Cobalt	3
26232	Drill Bit, 1/2" Cobalt	3



## Century Drill & Tool

### CONTRACTOR SERIES RECIPROCATING SAW BLADES

- Lasts 10X longer than standard carbon alloy blades
- 5% cobalt teeth fused to flexible, shatter-proof body
- 1/2" universal shank fits all popular USA recip saws



Item #	Description	Pack
7206	Recip Blade, 12" 6T Contractor	3
7207	Recip Blade, 12" 6T Demolition	3
7214	Recip Blade, 12" 14T Contractor	3
7414	Recip Blade, 4" 14T Contractor	5
7418	Recip Blade, 4" 18T Contractor	5
7424	Recip Blade, 4" 24T Contractor	5
7602	Recip Blade, 6" 5/8T Contractor	5
7603	Recip Blade, 6" 10/14T Contractor	5
7604	Recip Blade, 6" 6T Demolition	5
7605	Recip Blade, 6" 8/10T Demolition	5

Item #	Description	Pack
7606	Recip Blade, 6" 6T Contractor	5
7610	Recip Blade, 6" 10T Contractor	5
7614	Recip Blade, 6" 14T Contractor	5
7618	Recip Blade, 6" 18T Contractor	5
7624	Recip Blade, 6" 24T Contractor	5
7901	Recip Blade, 9" 10/14T Contractor	3
7902	Recip Blade, 9" 6T Demolition	3
7906	Recip Blade, 9" 6T Contractor	3
7914	Recip Blade, 9" 14T Contractor	3
7918	Recip Blade, 9" 18T Contractor	3



## Century Drill & Tool

### LAZER SPADE BITS FOR WOOD

- Raker spurs form high speed cutting wedge that bores faster, smoother finished holes (5/8" and above only)
- Easily resharpened
- Heavy duty, single construction shank
- Includes 1/4" to 1-1/2" bits with 6" & 10" extensions



Item #	Description	Pack
36416	Lazer Spade Bit, 1/4"	3
36420	Lazer Spade Bit, 5/16"	3
36424	Lazer Spade Bit, 3/8"	3
36428	Lazer Spade Bit, 7/16"	3
36432	Lazer Spade Bit, 1/2"	3
36436	Lazer Spade Bit, 9/16"	3
36440	Lazer Spade Bit, 5/8"	3
36444	Lazer Spade Bit, 11/16"	3
36448	Lazer Spade Bit, 3/4"	3
36452	Lazer Spade Bit, 13/16"	3

Item #	Description	Pack
36456	Lazer Spade Bit, 7/8"	3
36460	Lazer Spade Bit, 15/16"	3
36464	Lazer Spade Bit, 1"	3
36472	Lazer Spade Bit, 1-1/8"	3
36480	Lazer Spade Bit, 1-1/4"	3
36488	Lazer Spade Bit, 1-3/8"	3
36496	Lazer Spade Bit, 1-1/2"	3
68520	Extension, 10" Quick-Change	2
68526	Extension, 6" Quick-Change	2



**Century Drill & Tool**

**BI-METAL JIG-SAW BLADES**

- Last 5X longer than carbon alloy blades
- Cobalt alloy high speed steel teeth for best wear resistance in all types of material
- Carbon alloy backbone



Item #	Description	Pack
6005	Jig Blade Set, 5-Pc Bi-Metal T-Shank	3
6226	Jig Blade, 6T X 3-5/8" Bi-Metal T-Shank	5
6228	Jig Blade, 8T X 3-5/8" Bi-Metal T-Shank	5
6230	Jig Blade, 10T X 3-5/8" Bi-Metal T-Shank	5

Item #	Description	Pack
6232	Jig Blade, 10TR X 3-5/8" Bi-Metal T-Shank	5
6234	Jig Blade, 14T X 2-3/4" Bi-Metal T-Shank	5
6236	Jig Blade, 18T X 2-3/4" Bi-Metal T-Shank	5
6268	Jig Blade, 24T X 2-3/4" Bi-Metal T-Shank	5

**SONIC MASONRY DRILL BITS**

- Advanced flute design clears debris faster for a cooler tip and extended drill life
- Industrial tungsten carbide cutting tip
- Fully ground, heat treated body
- Hardened nickel steel body
- For use in rotary or percussion drills



Item #	Description	Pack
86808	Masonry Bit, 1/8" X 1-3/8" X 3" Sonic	3
86810	Masonry Bit, 5/32" X 1-3/8" X 3-1/2" Sonic	3
86812	Masonry Bit, 3/16" X 1-9/16" X 3-1/2" Sonic	3
86813	Masonry Bit, 3/16" X 4" X 6" Sonic	4
86816	Masonry Bit, 1/4" X 2-1/8" X 4" Sonic	3
86820	Masonry Bit, 5/16" X 2-3/4" X 4-3/4" Sonic	3
86916	Masonry Bit, 1/4" X 4" X 6" Sonic	4

Item #	Description	Pack
86920	Masonry Bit, 5/16" X 4" X 6" Sonic	4
86924	Masonry Bit, 3/8" X 4" X 6" Sonic	4
86928	Masonry Bit, 7/16" X 4" X 6" Sonic	4
86932	Masonry Bit, 1/2" X 4" X 6" Sonic	4
86940	Masonry Bit, 5/8" X 3-1/2" X 6" Sonic	4
86948	Masonry Bit, 3/4" X 4" X 6" Sonic	1
86956	Masonry Bit, 7/8" X 4" X 6" Sonic	1
86964	Masonry Bit, 1" X 4" X 6" Sonic	1



## Century Drill & Tool

### CONTRACTOR SERIES SAW BLADES

- (10) bulk 7-1/4" x 24T blades
- Blue Coat™ surface treatment resists heat and build-up
- Ideal for wet lumber
- C3 micro-grain carbide teeth
- Lasts 5X longer than standard carbide teeth
- Fully hardened blade body
- Anti-kick back tooth design



Item #	Description	Pack
10103	Blade, 7.25" 24T Nitro, Bulk	10

### 4-1/2" ABRASIVE WHEELS

- Abrasive wheels for cutting and grinding masonry and a variety of metals
- For use in angle grinders



Item #	Description	Pack
75503	Masonry Wheel, 4.5 X 1/8 X 7/8" T27	5
75504	Masonry Wheel, 4.5 X 1/4 X 7/8" T27	5
75520	Masonry Wheel, 4.5 X .045 X 7/8" T1	10
75522	Metal Wheel, 4.5 X 1/16 X 7/8" T1A	10
75523	Metal Wheel, 4.5 X .045 X 7/8" T1A	5
75543	Metal Wheel, 4.5 X 1/8 X 7/8" T27	5

Item #	Description	Pack
75544	Metal Wheel, 4.5 X 1/4 X 7/8" T27	5
75545	Metal Wheel, 4.5 X 1/4 X 5/8-11 T27	5
75546	Metal Wheel, 4.5 X 1/8 X 5/8-11 T27	5
75550	Metal Wheel, 4.5 X 1/4 X 7/8" T27	5
75552	Metal Wheel, 4.5 X .045 X 7/8" T27A	5

**6 LED FLASHLIGHTS**

- Solid Aluminum Design
- Includes Rugged Wrist Strap
- Weather Resistant
- Assorted Colors
- Batteries included



# 66PDQ  
pk. 25/300

**21 LED FLASHLIGHT**

- Super Small
- Super Bright

**Extreme Beam**



# AL21  
pk. 6/24



**3 LED ALUMINUM FLASHLIGHT**

- Ultra Bright LED
- Rubberized ON/OFF Switch
- Requires 2 AA Batteries
- Shockproof & Water Resistant



# 62LED  
pk. 6/24

**3 PACK LED ALUMINUM FLASHLIGHTS**

- 6 Bright LED Bulbs Per Light
- Rubberized ON/OFF Switch



# AL3  
pk. 6/24

**24 LED TWIST LIGHT**

- Removable Heads to Use as Single Flashlights
- 2 x 12LED Super Bright Lights
- Use 6 x AAA Batteries (3 per Side)
- Versatile Flexible Body
- Use for Emergencies, Repairs and More!



# CLSL1  
pk. 6

**LED LANTERN SPOTLIGHT**

- Large Reflector Creates Powerful Beam
- Comfortable Pistol Grip Design
- Great for Camping, Power Outages and Emergencies

**Powerful 1 Watt LED**



# CL55NB  
pk. 8

**13 LED FLASHLIGHT**

- 13 High Intensity
- Sturdy Aluminum Body
- Assorted Colors - Blue, Red, Black, & Chrome



# CL2013  
pk. 3/36

**LED CAP LIGHT**


- Clip-On
- 2 Modes: High and Strobe
- Batteries Included



# CL99  
pk. 5

**12 LED HEADLIGHT**

- Adjustable Tilt
- 4 Lighting Modes



w/Adjustable Headstrap

# CL18  
pk. 6/24

**27 LED UTILITY LIGHT WITH MAGNETIC BACK & FOLDING SWIVEL HOOK**

- 24 LED Light
- 3 LED Flashlight
- Push button switch
- Magnet and Folding Hook
- 3 AAA Batteries Included



# CL11  
pk. 6/48

# CL11PDQ  
pk. 12/48

**8 LED FLASH LIGHT**

w/Magnifying Lenses

- Super Bright Light
- Push Button Switch
- Impact Resistant
- Comfort Grip
- Handy Strap

**SUPER BRIGHT**



# 100LED  
pk. 6/48



## EXTRA POWERFUL 3 WATT LED LIGHT

- Aluminum Body
- Large Easy Grip
- 3 Light Options: High, Low, & Safety Flash



# LED3W  
pk. 6/48




## EXTRA POWERFUL 5 WATT LED LIGHT

- Aluminum Body
- 3 Light Options: High, Low, and Safety Flash
- Rechargeable Lithium Ion Battery Included



# LED5WR  
pk. 6/48




## EXTRA POWERFUL 8 WATT LED LIGHT

- Aluminum Body
- 3 Light Options: High, Low, & Safety Flash
- Rechargeable Lithium Ion Battery Included



# LED8WR  
pk. 6/48



## POWERFUL 1 WATT LED LIGHT W/ ADJUSTABLE BEAM

- Narrow to Wide Focus
- Aluminum Body
- Wrist Strap
- 3 Light Options: High, Low, Safety Flash



# LED1WF  
pk. 6/48



## POWERFUL 1 WATT LED LIGHT

- Aluminum Body
- Wrist Strap
- 3 Light Options: High, Low, Safety Flash



# LED1WG  
pk. 6/48

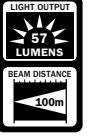


## POWERFUL 1 WATT LED LIGHT WITH LASER

- Built-In Laser Beam
- Aluminum Body
- Wrist Strap
- Light Options: High and Safety Flash



# LED1WL  
pk. 3/48



## COMPACT-POWERFUL 1 WATT LED LIGHT

- Aluminum Body
- Wrist Strap





# LED1W  
pk. 3/48



## MAGNETIC POCKET WORK LIGHT

- Pocket Clip
- Super Strong Side & Bottom Magnets
- Use 3 AAA batteries (not included)



# LEDWL  
pk. 6/48

## 30 LED RECHARGEABLE WORK LIGHT



- 30 LED Wand Light
- 1 High Intensity LED Flashlight
- Long Lasting Rechargeable Battery
- Strong Magnetic Base
- Strong Magnetic Clamp Hook
- 12V DC Automatic Charger
- 120V AC Household Charger
- Hanging Hook

# CR3000MA  
pk. 4

**70 LED MULTI-FUNCTION CAMPING LANTERN**

- Lantern with 2 Detachable Hand Held Lights
- Each Detachable Hand Held Light is 20 LED
- 60 LED 360 Degree Lantern
- 30 LED Two Direction Lantern
- Handle also works as a stand
- Lantern Uses 3D Batteries (Not Included)
- Hand Held Light Uses 3AAA Batteries(Not Included)




Multi-Position Stand  
or Use as Handle



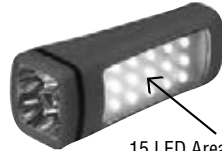
2 Detachable  
Hand Held Lights  
(Shown in  
Detachable  
Position)

Each Side 15 LED

# CL70  
pk. 4



5 LED Flashlight



15 LED Area Light

**10 LED 3-IN-1 MULTI-FUNCTION LANTERN**

- 3-in-1 Multi-Function Lantern:
- 3 LED Light Flashlight
- 6 LED Lantern
- 1 LED Amber Flashing Safety Light



With Convertible Wrist Strap



Single  
Carded

AAA  
AAA  
AAA  
USES 3 AAA  
BATTERIES  
INCLUDED

# CL25  
pk. 6



AAA  
AAA  
AAA  
USES 3 AAA  
BATTERIES  
INCLUDED

Twin Pack

# CL25X2  
pk. 8

**12 LED LANTERN**

- Super Bright Light
- 9.25" Height
- 3 Lighting Modes

w/Light Amplifying Reflector

**SUPER  
BRIGHT**



DDD  
USES 3 D  
BATTERIES  
INCLUDED

# CL15A  
pk. 6

**12 LED DYNAMO CRANK-POWERED LANTERN**

- Great for Camping, Power Outages and Emergencies
- 9.25" Height
- 3 Lighting Modes



w/Light Amplifying  
Reflector

**NO BATTERIES REQUIRED**  
• Just Crank for 1 Minute and  
Get 20 Minutes of LED Light!



# CL15  
pk. 6

**2-IN-1 COMBO  
3 LED FLASHLIGHT & 7 LED LANTERN**

- Expandable Base Transforms into Lantern



LIGHT	LANTERN
LIGHT OUTPUT 17.5 LUMENS	LANTERN LIGHT OUTPUT 43.6 LUMENS
RUNTIME 12hr	RUNTIME 12hr
BEAM DISTANCE 10m	BEAM DISTANCE 5m

# 10LED  
pk. 4

## 2 D-CELL FLASHLIGHT

- Assorted Colors
- Gravity Display



# 67DS  
pk. 36

## 2 D-CELL FLASHLIGHT

- High Impact Case



# 69  
pk. 6/72

## SUPER BRIGHT BEAM MIRRORED REFLECTOR

- Uses 2 D Batteries
- Durable Slide Switch
- Handy Hanging Ring
- High Impact Polyethylene Case



# 66D  
pk. 6/48

## INDUSTRIAL 2 D-CELL FLASHLIGHT

- 12pc. per Tray Display Box
- Long Life Krypton Bulb
- Rubberized Body



# 65DS  
pk. 12/48

## SPORT UTILITY FLASHLIGHT

- 2 D-Batteries Included
- NEW! Smaller Sizes to Fit in Hand Easily
- Rubberized Body



# SUF2D  
pk. 12

## VALUE 2PK. FLASHLIGHT

- Includes 4 D- Batteries

ASSORTED  
COLORS



# 69X2  
pk. 4/24

## DELUXE KRYPTON FLOATING LANTERN

- Includes 6 Volt Battery
- Shatterproof Lens
- Shoulder Strap



# SUFHD6V  
pk. 6

## BLACK ALUMINUM W/ 2D BATTERIES

- Light-Weight Aluminum
- Focusing Flashlight
- Super Bright Krypton Bulb



# 77A  
pk. 4/16

## HALOGEN AUTO SPOTLIGHT

- 12V Powerful Halogen Bulb
- Super Bright 300 Lumens
- Convenient Trigger Grip and Locking Switch



# WL2009  
pk. 6

## Batteries

### DURACELL® ALKALINE BATTERIES




ITEM #	DESCRIPTION	PACK	
DUR AAAX2	AAA	2 PACK	50
DUR AAAX4	AAA	4 PACK	50
DUR AAX2	AA	2 PACK	50
DUR AAX4	AA	4 PACK	50
DUR C	C	2 PACK	30
DUR D	D	2 PACK	48
DUR 9V	9V	1 PACK	50

Full Packs Only

# Locksets

With over 30 million locksets in-use around the world, Ultra® Hardware and Guard® Security locksets are known and trusted worldwide for quality and value.

Every lockset is made to exacting standards that meet, and often



exceed, the requirements for ANSI Grade 2 and Grade 3. From commercial and decorative residential, to our new Electronic Keyless Deadbolt, Ultra® and Guard® have the locksets needed to keep homes and businesses secure. Supplied in a wide variety of styles, finishes and functions, you're sure to find the right lockset at the right value for your customers.



## ULTRA SECURITY PLUS

The Smart Choice For Security & Style



### ELECTRONIC DEADBOLT

- Fits standard 2-1/8" installation hole
- 2 Way adjustable backset
- Battery operated – 4 AA Alkaline or Lithium batteries (not included)

### FEATURES & BENEFITS:

- Easy Installation – only a phillips screwdriver needed
- Tarnish resistant finish
- 50 Easy to program and change codes capacity
- Emergency key override
- Illuminated key pad
- Security programmer code
- Audible/visual alarm
- Radio frequency remote – works up to 50 ft. away
- Auto lock feature can be set off or for 30 seconds to 5 minutes
- No need to carry keys
  - out for a jog
  - bike ride
  - visiting neighbors



Interior

Exterior

**No Keys Required!**  
**No Wiring Necessary**  
**Replaces Existing Home Hardware**  
**2 Remote Control Fobs Included**

**Alpha numeric keypad for word and or number combinations**

### 3 ACCESS OPTIONS



POLISHED BRASS / US3	SATIN NICKEL / US15	OIL RUBBED BRONZE / US10B	FUNCTION/CYLINDER	PACK
43337	43338	43334	Electronic Deadbolt	1/10

Extra remote # 43340

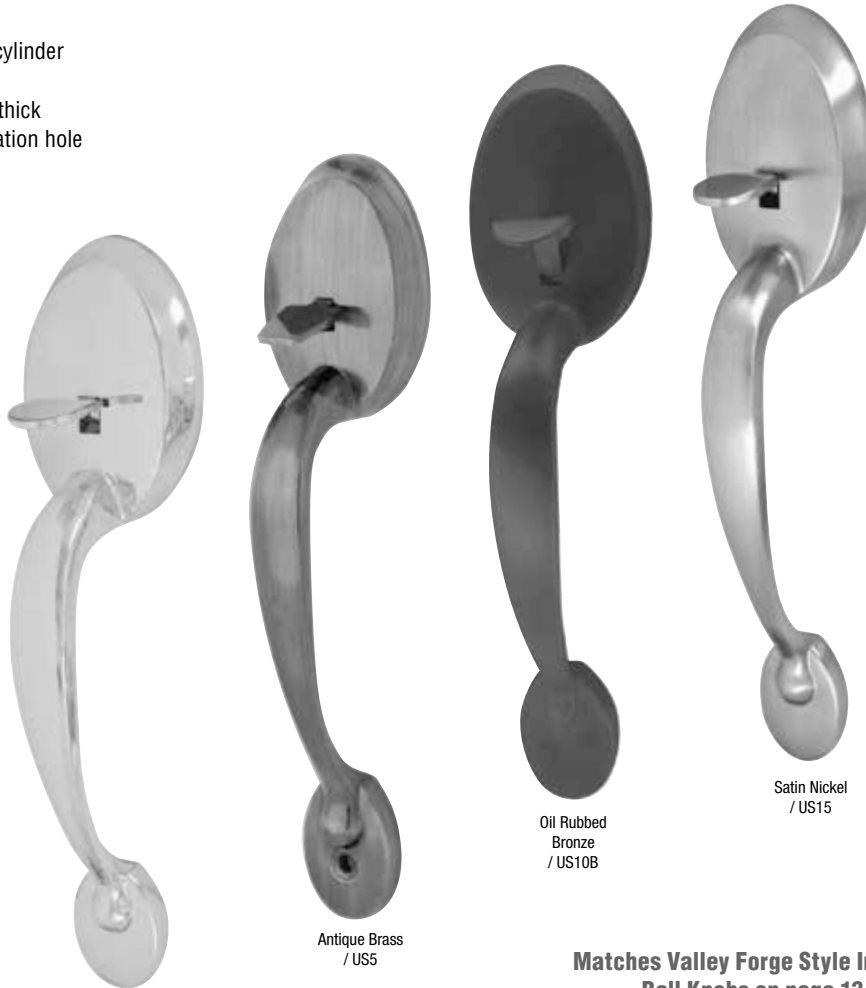


## ULTRA SECURITY PLUS

The Smart Choice For Security & Style

### CHELTENHAM SERIES HANDLE SET

- Limited lifetime warranty
- Grade 3 • KW1
- Removable 5 Pin tumbler cylinder
- Reversible, non-handed
- Fits doors 1-3/8" to 1-3/4" thick
- Fits standard 2-1/8" installation hole
- High security 1" throws on deadbolts
- 6-way adjustable latch
- Display window box



Polished Brass / US3

Antique Brass / US5

Oil Rubbed Bronze / US10B


Satin Nickel / US15




Matches Valley Forge Style Interior Ball Knobs on page 13



Exterior Deadbolt Style



Exterior Thumb Piece Style



Interior Hardware Style

POLISHED BRASS / US3	SATIN NICKEL / US15	OIL RUBBED BRONZE / US10B	ANTIQUe BRASS / US5	FUNCTION/CYLINDER	PACK
45025	45045	45046	45035	Entry & Single Cyl. Deadbolt KD	1/6
45027	—	—	45028	Entry & Double Cyl. Deadbolt KD	1/6


## ULTRA SECURITY

The Smart Choice For Security & Style

## PLUS

### GLADWYNE SERIES HANDLE SET

- Limited lifetime warranty
- Grade 3 • KW1
- Removable 5 Pin tumbler cylinder
- Reversible, non-handed
- Fits doors 1-3/8" to 1-3/4" thick
- Fits standard 2-1/8" installation hole
- High security 1" throws on deadbolts
- 6-way adjustable latch
- Display window box



Polished Brass / US3 EF/PVD


Satin Nickel / US15

Antique Brass / US5

Oil Rubbed Bronze / US10B



### Matches Valley Forge Style Interior Ball Knobs on page 13



Exterior Deadbolt Style



Exterior Thumb Piece Style



Interior Hardware Style

POLISHED BRASS / US3	SATIN NICKEL / US15	ANTIQUE BRASS / US5	OIL RUBBED BRONZE / US10B	FUNCTION/ CYLINDER	PACK
45030R1	45055	45031	45221	Entry & Single Cyl. Deadbolt KD	1/6



## ULTRA SECURITY

The Smart Choice For Security & Style

## PLUS

### STURBRIDGE SERIES HANDLE SET

- Limited lifetime warranty
- Grade 3 • KW1
- Removable 5 Pin tumbler cylinder
- Reversible, non-handed
- Fits doors 1-3/8" to 1-3/4" thick
- Fits standard 2-1/8" installation hole
- High security 1" throws on deadbolts
- 6-way adjustable latch
- Display window box



Polished Brass / US3

Oil Rubbed Bronze / US10B

Satin Nickel / US15t



Matches Sturbridge Style Interior Flat Ball Knobs on page 17



Exterior Deadbolt Style



Exterior Thumb Piece Style



Interior Hardware Style

POLISHED BRASS / US3	SATIN NICKEL / US15	OIL RUBBED BRONZE / US10B	FUNCTION/CYLINDER	PACK
45090R1	45217	45209	Entry & Single Cyl. Deadbolt KD	1/6

## ULTRA SECURITY

The Smart Choice For Security & Style

## PLUS

### LEXINGTON SERIES HANDLE SET

- Limited lifetime warranty
- Grade 3 • KW1
- Removable 5 Pin tumbler cylinder
- Reversible, non-handed
- Fits doors 1-3/8" to 1-3/4" thick
- Fits standard 2-1/8" installation hole
- High security 1" throws on deadbolts
- 4-way snap on latch
- Display window box




Polished Brass/  
US3

Oil Rubbed Bronze/  
US10B

Satin Nickel/  
US15t



Matches Lexington Wave Levers on page 11



Interior Hardware Style

Exterior Deadbolt Style

Exterior Thumb Piece Style

POLISHED BRASS / US3	SATIN NICKEL / US15	OIL RUBBED BRONZE / US10B	FUNCTION / CYLINDER	PACK
42064	42065	42066	Entry & Single Cyl. Deadbolt KD	1/6



## ULTRA SECURITY

The Smart Choice For Security & Style

## PLUS


GETTYSBURG SERIES

- Limited lifetime warranty
- Grade 3
- KW1
- Removable 5 Pin tumbler cylinder
- Reversible, non-handed
- Fits doors 1-3/8" to 1-3/4" thick
- Fits standard 2-1/8" installation hole
- High security 1" throw throws on deadbolts
- Crescent spindle



POLISHED BRASS / US3	SATIN NICKEL / US15	ANTIQUÉ BRASS / US5	OIL RUBBED BRONZE / US10B	FUNCTION	KEYWAY	LATCH BACKSET	LATCH FACEPLATE	PACKAGE	PACK
44485	44487	44097	—	Entry KD	KW1	Adjustable	Square/Radius	Clamshell	6/24
44484	44486	—	44574	Entry K3	KW1	Adjustable	Square/Radius	Clamshell	6/24
95707	95708	—	95709	Entry K3	SC1	Adjustable	Square/Radius	Clamshell	6/24
44575	44588	—	44577	Bed/Bath	—	Adjustable	Square/Radius	Clamshell	6/24
44580	44587	—	44579	Hall/Closet	—	Adjustable	Square/Radius	Clamshell	6/24
44567	44589	—	44581	Dummy	—	—	—	2/Clamshell	6/24
44552	44569	—	44583	Combo - Entry & Single Cyl. Deadbolt K3	KW1	Adjustable	Square/Radius	Clamshell	3/12
95711	95712	—	95713	Combo - Entry & Single Cyl. Deadbolt K3	SC1	Adjustable	Square/Radius	Clamshell	3/12

44481	44483*	44590*	44553*	Entry KD	KW1	Adjustable	Square/Radius	Box	6/24
44578	44557	44594	44558	Bed/Bath	—	Adjustable	Square/Radius	Box	6/24
44582	44560	44596	44561	Hall/Closet	—	Adjustable	Square/Radius	Box	6/24
44310R1	44563*	44595*	44564	Dummy	—	Adjustable	Square/Radius	1/Box	6/24
44550*	44544			Combo - Entry & Single Cyl. Deadbolt K3	KW1	Adjustable	Square/Radius	Box	3/12

 CUT CASE	POLISHED BRASS / US3	SATIN NICKEL / US15	ANTIQUÉ BRASS / US5	OIL RUBBED BRONZE / US10B	FUNCTION	KEYWAY	LATCH	PACKAGE	PACK
	43269	43271	—	43270	Entry K3	KW1	Adjustable	Clamshell	6/24
	43280	43282	—	43281	Bed/Bath	—	Adjustable	Clamshell	6/24
	43291	43293	—	43292	Hall/Closet	—	Adjustable	Clamshell	6/24
	43261	43263	—	43262	Combo - Entry & Single Cyl. Deadbolt K3	KW1	Adjustable	Clamshell	3/12

\*Non-stocked – Special order only

## ULTRA SECURITY

The Smart Choice For Security & Style

## PLUS


## LEXINGTON SERIES

- Limited lifetime warranty
- Grade 3
- KW1 & SC1 Keyways
- Removable 5 Pin tumbler cylinder
- Reversible, non-handed
- Fits doors 1-3/8" to 1-3/4" thick
- Fits standard 2-1/8" installation hole
- High security 1" throw on deadbolts
- Crescent spindle



POLISHED BRASS / US3	SATIN NICKEL / US15	OIL RUBBED BRONZE / US10B	FUNCTION	KEYWAY	LATCH BACKSET	LATCH FACEPLATE	PACKAGE	PACK
44330	44332	44334	Entry KD	KW1	Adjustable	Square/Radius	Clamshell	6/24
44331	44333	44335	Entry K3	KW1	Adjustable	Square/Radius	Clamshell	6/24
95714	95715	95716	Entry K3	SC1	Adjustable	Square/Radius	Clamshell	6/24
44340	44341	44342	Bed/Bath	—	Adjustable	Square/Radius	Clamshell	6/24
44350	44351	44352	Hall/Closet	—	Adjustable	Square/Radius	Clamshell	6/24
44320	44321	44322	Dummy	—	—	—	2/Clamshell	6/24
44336	44338	44337	Combo - Entry & Single Cyl. Deadbolt K3	KW1	Adjustable	Square/Radius	Clamshell	3/12
95717	95718	95719	Combo - Entry & Single Cyl. Deadbolt K3	SC1	Adjustable	Square/Radius	Clamshell	3/12

POLISHED BRASS / US3	SATIN NICKEL / US15	OIL RUBBED BRONZE / US10B	FUNCTION	KEYWAY	LATCH BACKSET	LATCH FACEPLATE	PACKAGE	PACK
44658*	44663*	44670*	Entry KD	KW1	Adjustable	Square/Radius	Box	6/24
44568*	44664*	44672*	Entry K3	SC1	Adjustable	Square/Radius	Box	6/24
44659*	44666	44673*	Bed/Bath	—	Adjustable	Square/Radius	Box	6/24
44660	44667	44674	Hall/Closet	—	Adjustable	Square/Radius	Box	6/24
95726*	95725*	—	Combo - Entry & Single Cyl. Deadbolt KD	SC1	Adjustable	Square/Radius	Box	6/24
44661*	44668*	44675*	Dummy	—	Adjustable	Square/Radius	Box	6/24

CUT CASE	POLISHED BRASS / US3	SATIN NICKEL / US15	OIL RUBBED BRONZE / US10B	FUNCTION	KEYWAY	LATCH	PACKAGE	PACK
	42087	42088	42089	Entry K3	KW1	2-Way Snap	Clamshell	6/24
	42090	42091	42092	Bed/Bath	—	2-Way Snap	Clamshell	6/24
	42093	42094	42095	Hall/Closet	—	2-Way Snap	Clamshell	6/24

\*Non-stocked – Special order only

## ULTRA SECURITY

The Smart Choice For Security & Style

### PLUS

### BRIARWOOD SERIES

- Limited lifetime warranty
- Grade 3
- KW1
- Removable 5 Pin tumbler cylinder
- Reversible, non-handed
- Fits doors 1-3/8" to 1-3/4" thick
- Fits standard 2-1/8" installation hole
- Crescent spindle



POLISHED BRASS / US3	SATIN NICKEL / US15	DULL CHROME / US26D	FUNCTION	LATCH BACKSET	LATCH FACEPLATE	PACKAGE	PACK
44385	43420	44386	Entry KD	Adjustable	Square/Radius	Clamshell	6/24
44391	44415	44392	Entry K3	Adjustable	Square/Radius	Clamshell	6/24
44387	43421	44388	Bed/Bath	Adjustable	Square/Radius	Clamshell	6/24
44389	43422	44390	Hall/Closet	Adjustable	Square/Radius	Clamshell	6/24
44399	44416	—	Dummy	—	—	2/Clamshel	6/24
—	44384	—	Entry KD	Adjustable	Square/Radius	Box	6/24
—	44383	—	Bed/Bath	Adjustable	Square/Radius	Box	6/24
—	44382	—	Hall/Closet	Adjustable	Square/Radius	Box	6/24

## ULTRA SECURITY

The Smart Choice For Security & Style

### PLUS

### SCARBOROUGH SERIES

- Limited lifetime warranty
- Grade 3
- KW1 Removable 5 Pin tumbler cylinder
- Reversible, non-handed
- Fits doors 1-3/8" to 1-3/4" thick
- Fits standard 2-1/8" installation hole
- Crescent spindle



POLISHED BRASS / US3	SATIN NICKEL / US15	FUNCTION	LATCH BACKSET	LATCH FACEPLATE	PACKAGE	PACK
44455	44459	Entry KD	Adjustable	Square/Radius	Clamshell	6/24
—	44458	Entry K3	Adjustable	Square/Radius	Clamshell	6/24
44457	44462	Bed/Bath	Adjustable	Square/Radius	Clamshell	6/24
44456	44461	Hall/Closet	Adjustable	Square/Radius	Clamshell	6/24
44454	44463	Dummy	—	—	2/Clamshel	6/24
—	44451	Entry KD	Adjustable	Square/Radius	Box	6/24
—	44453	Bed/Bath	Adjustable	Square/Radius	Box	6/24
—	44452	Hall/Closet	Adjustable	Square/Radius	Box	6/24

## ULTRA SECURITY

The Smart Choice For Security & Style

## PLUS

### VALLEY FORGE SERIES


### Round Ball Knob

- Limited lifetime warranty
- Grade 3
- KW1
- Removable 5 Pin tumbler cylinder
- Reversible, non-handed
- Fits doors 1-3/8" to 1-3/4" thick
- Fits standard 2-1/8" installation hole
- High security 1" throw throws on deadbolts
- Bed & Bath mini screw driven emergency opening
- Crescent spindle



POLISHED BRASS / US3	SATIN NICKEL / US15	OIL RUBBED BRONZE / US10B	ANTIQUÉ BRASS / US5	FUNCTION	LATCH	PACKAGE	PACK
43470	—	43494	43486	Entry KD	6-Way Adjustable	Clamshell	6/24
43471	43895	—	—	Entry K3	6-Way Adjustable	Clamshell	6/24
43472	43897	43495	43487	Bed/Bath	6-Way Adjustable	Clamshell	6/24
43473	43896	43496	43498	Hall/Closet	6-Way Adjustable	Clamshell	6/24
—	43898	43497	—	Dummy	—	2/Clamshell	6/24
43474	43451	43453	43478	Combo - Entry & Single Cyl. Deadbolt K3	6-Way Adjustable	Clamshell	3/12
43475	—	—	—	Combo - Entry & Double Cyl. Deadbolt K3	6-Way Adjustable	Clamshell	3/12

POLISHED BRASS / US3	SATIN NICKEL / US15	OIL RUBBED BRONZE / US10B	ANTIQUÉ BRASS / US5	FUNCTION	LATCH	PACKAGE	PACK
—	43456	—	—	Entry K3	4-Way Snap	Box	6/24
—	43460	—	—	Bed/Bath	4-Way Snap	Box	6/24
—	43462	—	—	Hall/Closet	4-Way Snap	Box	6/24

 CUT CASE	POLISHED BRASS / US3	ANTIQUÉ BRASS / US5	FUNCTION	LATCH	PACKAGE	PACK
	43265	43266	Entry K3	6-Way Adjustable	Clamshell	6/24
	43277	43278	Bed/Bath	6-Way Adjustable	Clamshell	6/24
	43288	43289	Hall/Closet	6-Way Adjustable	Clamshell	6/24
	43258	43259	Combo - Entry & Single Cyl. Deadbolt K3	6-Way Adjustable	Clamshell	3/12

## ULTRA SECURITY



The Smart Choice For Security & Style

## PLUS

### RITTENHOUSE SERIES

### Tulip Knob

- Limited lifetime warranty
- Grade 3
- KW1
- Removable 5 Pin tumbler cylinder
- Reversible, non-handed
- Fits doors 1-3/8" to 1-3/4" thick
- Fits standard 2-1/8" installation hole
- High security 1" throws on deadbolts
- Double Combo (2 Entries & 2 Deadbolts KA within pack)
- Bed & Bath mini screw driven emergency opening
- Crescent spindle

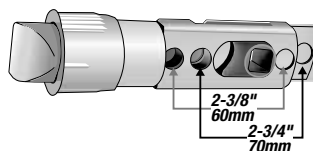


	POLISHED BRASS / US3	SATIN NICKEL / US15	ANTIQUÉ BRASS / US5	OIL RUBBED BRONZE / US10B	DULL CHROME / US26D	FUNCTION	KEYWAY	LATCH	PACKAGE	PACK
CLAMSHELL	44030	43915	44041	—	43936	Entry KD	KW1	6-Way Adjustable	Clamshell	6/24
	44035	43916	44042	44502	44076	Entry K3	KW1	6-Way Adjustable	Clamshell	6/24
	44045	43918	44044	44504	43947	Bed/Bath	—	6-Way Adjustable	Clamshell	6/24
	300x26	—	—	—	—	Bed/Bath (split finish)	—	6-Way Adjustable	Clamshell	6/24
	44040	43917	44043	44505	43946	Hall/Closet	—	6-Way Adjustable	Clamshell	6/24
	44250	43919	44251	—	44252	Dummy	—	6-Way Adjustable	2/Clamshell	6/24
	44002	—	—	—	—	Combo - Entry & Single Cyl. Deadbolt KD	KW1	6-Way Adjustable	Clamshell	3/12
	44000	44155	44009	44508	44017	Combo - Entry & Single Cyl. Deadbolt K3	KW1	6-Way Adjustable	Clamshell	3/12
	44005	44157	43986	44509	44156	Combo - Entry & Double Cyl. Deadbolt K3	KW1	6-Way Adjustable	Clamshell	3/12

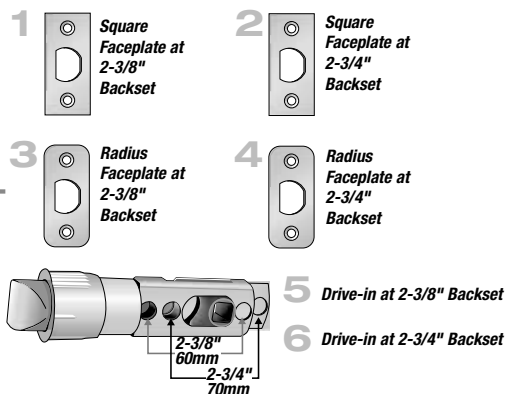
**6-way adjustable latch includes drive in latch, square faceplate, radius faceplate and is adjustable to both 2-3/8" and 2-3/4" backsets. Also included are both square and radius strike plates**

#### 6-WAY ADJUSTABLE

Fits 2-3/8" and 2-3/4" backset latchbolt, square corner, 1/4" radius and round face strike plate



Includes Drive-in Adjustable Latch with Radius Corner and Square Corner Faceplates.



## ULTRA SECURITY

The Smart Choice For Security & Style

## PLUS

### RITTENHOUSE SERIES

### Tulip Knob

- Limited lifetime warranty
- Grade 3
- KW1
- Removable 5 Pin tumbler cylinder
- Reversible, non-handed
- Fits doors 1-3/8" to 1-3/4" thick
- Fits standard 2-1/8" installation hole
- High security 1" throws on deadbolts
- Double Combo (2 Entries & 2 Deadbolts KA within pack)
- Bed & Bath mini screw driven emergency opening
- Crescent spindle



	POLISHED BRASS / US3	SATIN NICKEL / US15	DULL CHROME / US26D	FUNCTION	KEYWAY	LATCH	PACKAGE	PACK
	BOXED	44020	—	—	Entry KD	KW1	Adjustable/Square	Box
44025		43909	44037	Entry KA3	KW1	Adjustable/Square	Box	6/24
44026		—	—	Entry MK	KW1	Adjustable/Square	Box	6/24
44029		—	44047	Bed/Bath	—	2-3/8" / Square	Box	6/24
44049		43925	—	Bed/Bath	—	2-3/8" / Radius	Box	6/24
44027		—	—	Bed/Bath (split finish)	—	2-3/8" / Square	Box	6/24
44028		—	44046	Hall/Closet	—	2-3/8" / Square	Box	6/24
44048		43926	—	Hall/Closet	—	2-3/8" / Radius	Box	6/24
44305		—	—	Dummy	—	—	2/Box	—
44038		—	—	Storeroom	—	Adjustable/Square	Box	6/24
44015		—	—	Combo - Entry & Single Cyl. Deadbolt KD	KW1	Adjustable/Square	Box	3/12
44010		—	—	Combo - Entry & Single Cyl. Deadbolt K3	KW1	Adjustable/Square	Box	3/12
44011		—	—	Combo - Entry & Single Cyl. Deadbolt K2	KW1	Adjustable/Square	Box	2/12
44001		—	—	Combo - Entry & Single Cyl. Deadbolt MK	KW1	Adjustable/Square	Box	3/12
41063		—	—	Master Key	KW1	—	Box	1

## ULTRA SECURITY

The Smart Choice For Security & Style

### PLUS

#### LANCASTER SERIES

#### Bell Knob

- Limited lifetime warranty
- Grade 3
- KW1
- Removable 5 Pin tumbler cylinder
- Reversible, non-handed
- Fits doors 1-3/8" to 1-3/4" thick
- Fits standard 2-1/8" installation hole
- High security 1" throw throws on deadbolts
- Bed & Bath coin style emergency opening
- Square spindle



POLISHED BRASS / US3	ANTIQUE BRASS / US5	STAINLESS STEEL / US32	FUNCTION	LATCH	PACKAGE	PACK
44051	44055	44067	Entry KD	6-Way Adjustable	Clamshell	6/24
44053	—	44069	Entry K3	6-Way Adjustable	Clamshell	6/24
44057	44063	44070	Bed/Bath	6-Way Adjustable	Clamshell	6/24
44059	44077	44075	Hall/Closet	6-Way Adjustable	Clamshell	6/24
44082	—	—	Combo - Entry & Single Cyl. Deadbolt K3	6-Way Adjustable	Clamshel	3/12
—	—	44287	Combo - Entry Double Cyl. Deadbolt KD	6-Way Adjustable	Clamshel	3/12

## ULTRA SECURITY

The Smart Choice For Security & Style

### PLUS

#### STRATHMERE SERIES

#### Oval/Egg Knob

- Limited lifetime warranty
- Grade 3 • KW1
- Removable 5 Pin tumbler cylinder
- Reversible, non-handed
- Fits doors 1-3/8" to 1-3/4" thick
- Fits standard 2-1/8" installation hole
- High security 1" throw throws on deadbolts
- Bed & Bath coin style emergency opening
- Square spindle



oval/egg shape



POLISHED BRASS / US3	SATIN NICKEL / US15	OIL RUBBED BRONZE / US10B	FUNCTION	LATCH	PACKAGE	PACK
44165	44170	44159	Entry KD	6-Way Adjustable	Clamshell	6/24
44166	44171	44160	Entry K3	6-Way Adjustable	Clamshell	6/24
44167	44172	44161	Bed/Bath	6-Way Adjustable	Clamshell	6/24
44168	44173	44162	Hall/Closet	6-Way Adjustable	Clamshell	6/24
44169	44174	44164	Dummy	—	2/Clamshell	6/24
44175	44176	44177	Combo - Entry & Single Cyl. Deadbolt KD	6-Way Adjustable	Clamshell	3/12


## ULTRA SECURITY

The Smart Choice For Security & Style

## PLUS

### STURBRIDGE SERIES Flat Ball Style

- Limited lifetime warranty
- Grade 3
- KW1 and SC1
- Removable 5 Pin tumbler cylinder
- Reversible, non-handed
- Fits doors 1-3/8" to 1-3/4" thick
- Fits standard 2-1/8" installation hole
- High security 1" throw throws on deadbolts
- Bed & Bath coin style emergency
- Square spindle



POLISHED BRASS / US3	SATIN NICKEL / US15	OIL RUBBED BRONZE / US10B	FUNCTION	KEYWAY	LATCH	PACKAGE	PACK
43046	42028	42045	Entry K3	KW1	6-Way Adjustable	Clamshell	6/24
—	—	44288	Entry KD	KW1	6-Way Adjustable	Clamshell	6/24
43055	—	—	Entry KD	SC1	6-Way Adjustable	Clamshell	6/24
43056	42033	43433	Entry K3	SC1	6-Way Adjustable	Clamshell	6/24
43057	42038	43434	Bed/Bath	—	6-Way Adjustable	Clamshell	6/24
43058	42039	43435	Hall/Closet	—	6-Way Adjustable	Clamshell	6/24
43054	42041	42048	Dummy	—	—	2/Clamshell	6/24
43059	—	—	Combo - Entry & Single Cyl. Deadbolt KD	SC1	6-Way Adjustable	Clamshell	3/12
43047	42043	42049	Combo - Entry & Single Cyl. Deadbolt K3	SC1	6-Way Adjustable	Clamshell	3/12
95730	95731	—	Combo - Entry & Single Cyl.	K3, KW1	6-Way Adjustable	Clamshell	3/12

43061	42024	—	Entry K3	SC1	6-Way Adjustable	Box	6/24
43062	42025	—	Bed/Bath	—	6-Way Adjustable	Box	6/24
43063	42026	—	Hall/Closet	—	6-Way Adjustable	Box	6/24
43064	—	—	Combo - Entry & Single Cyl. Deadbolt KD	SC1	6-Way Adjustable	Box	3/12
43048	42040	—	Combo - Entry & Single Cyl. Deadbolt K3	SC1	6-Way Adjustable	Box	3/12

CUT CASE	POLISHED BRASS / US3	SATIN NICKEL / US15	OIL RUBBED BRONZE / US10B	FUNCTION	KEYWAY	LATCH	PACKAGE	PACK
	42075	42071	42073	Entry K3	KW1	6-Way Adjustable	Clamshell	6/24
	43272	43274	43273	Entry K3	SC1	6-Way Adjustable	Clamshell	6/24
	43283	43285	43284	Bed/Bath	—	6-Way Adjustable	Clamshell	6/24
	43294	43296	43295	Hall/Closet	—	6-Way Adjustable	Clamshell	6/24
	42076	42072	42074	Combo - Entry & Single Cyl. Deadbolt K3	SC1	6-Way Adjustable	Clamshell	3/12




## ULTRA SECURITY PLUS

The Smart Choice For Security & Style




### STANDARD DUTY DEADBOLTS / KW1



POLISHED BRASS / US3	SATIN NICKEL / US15	STAINLESS STEEL / US32	ANTIQUE BRASS / US5	FUNCTION	LATCH	PACKAGE	PACK
43600	43617	43610	43614	Single KD	6-Way Adjustable	Clamshell	6/24
43605	43625	43612	43615	Single K3	6-Way Adjustable	Clamshell	6/24
43700	43719	43710	43714	Double KD	6-Way Adjustable	Clamshell	6/24
43705	43626	43712	43715	Double K3	6-Way Adjustable	Clamshell	6/24

(Master key 41063)



OIL RUBBED BRONZE / US10B	SATIN CHROME / US26	DULL CHROME / US26D	FUNCTION	LATCH	PACKAGE	PACK
—	43602	43627	Single KD	6-Way Adjustable	Clamshell	6/24
—	43717	43628	Double K3	6-Way Adjustable	Clamshell	6/24
42067	—	—	Single K3	6-Way Adjustable	Clamshell	6/24
42068	—	—	Double K3	6-Way Adjustable	Clamshell	6/24

*6-way adjustable latch includes drive in latch, square faceplate, radius faceplate and is adjustable to both 2-3/8" and 2-3/4" backsets. Also included are both square and radius strike plates*

## ULTRA SECURITY PLUS

The Smart Choice For Security & Style



### STANDARD DEADBOLTS / SC1



POLISHED BRASS / US3	SATIN NICKEL / US15	ANTIQU BRASS / US5	STAINLESS STEEL / US32	FUNCTION	LATCH	PACKAGE	PACK
43748	42055	—	—	Single KD	6-Way Adjustable	Clamshell	6/24
42057	42056	43436	95706	Single K3	6-Way Adjustable	Clamshell	6/24
42058	—	43432	95710	Double K3	6-Way Adjustable	Clamshell	6/24
43747	43745	—	—	Single KD	Adjustable/Square Corner	Box	6/24

## ULTRA SECURITY PLUS

The Smart Choice For Security & Style



### STANDARD DUTY DEADBOLTS / KW1



POLISHED BRASS / US3	SATIN NICKEL / US15	STAINLESS STEEL / US32	ANTIQU BRASS / US5	FUNCTION	LATCH	PACKAGE	PACK
43601	43623	—	—	Single KD	Adjustable/Radius Corner	Box	6/24
43607	—	43608	—	Single MK	Adjustable/Radius Corner	Box	6/24
43616	—	—	—	Single K3	Adjustable/Radius Corner	Box	3/24
43699	—	—	—	Double KD	Adjustable/Radius Corner	Box	6/24
—	43611	—	—	Single K3	6-Way Adjustable	Box	6/24
—	—	—	43613	Single KD	6-Way Adjustable	Box	6/24

(Master key 41063)

- Limited lifetime warranty
- KW1
- Removable 5 Pin tumbler cylinder
- Reversible, non-handed
- Fits doors 1-3/8" to 1-3/4" thick
- Fits standard 2-1/8" installation hole
- High security 1" throws on deadbolts
- Double Combo (2 Entries & 2 Deadbolts KA within pack)
- Crescent spindle



POLISHED BRASS / US3	SATIN NICKEL / US15	ANTIQUÉ BRASS / US5	SATIN CHROME / US26	OIL RUBBED BRONZE / US10B	FUNCTION	KEYWAY	LATCH	PACKAGE	PACK
1990	1990SN	1990AB	1990S	1990ORB	Entry KD	KW1	Adjustable / Square	Clamshell	6/24
1990KA3	—	—	—	44432	Entry K3	KW1	Adjustable / Square	Clamshell	6/24
3007	3007SN	3007AB	3007S	3007ORB/ 44433	Bed/Bath	—	Adjustable / Square	Clamshell	6/24
2004	2004SN	2004AB	2004S	2004ORB/ 44434	Hall/Closet	—	Adjustable / Square	Clamshell	6/24
3000DK	—	—	—	—	Dummy	—	—	2/Clamshell	4/24
1990X2	1990X2SN	—	—	1990X2ORB	Entry - Two Pack K3	KW1	Adjustable / Square	Clamshell	6/12
1990X281HD	1990X281SN	1990X281 HDAB	1990X281 HDS	44438	Combo - Entry & Single Cyl. Deadbolt KD	KW1	Adjustable / Square	Clamshell	6/12
1990x291	—	1990X291 HDAB	—	—	Combo - Entry & Double Cyl. Deadbolt	KW1	Adjustable / Square	Clamshell	6/12
1990/281X2	1990X281X2SN	1990X281/2AB	—	1990X281/ X20RB/44439	Combo - 2 Entry & 2 Single Cyl. Deadbolts	KW1	Adjustable / Square	Clamshell	1/5

POLISHED BRASS / US3	FUNCTION	KEYWAY	LATCH	PACKAGE	PACK
1990B	Entry KD	KW1	Adjustable / Square	Box	6/30
1990BKA3	Entry K3	KW1	Adjustable / Square	Box	6/30
3007B	Bed/Bath	—	Adjustable / Square	Box	6/30
2004B	Hall/Closet	—	Adjustable / Square	Box	6/30

## ULTRA SECURITY


The Smart Choice For Security & Style

### TULIP KNOB

- 25 Year limited warranty
- Grade 3
- KW1
- Removable 5 Pin tumbler cylinder
- Reversible, non-handed
- Fits doors 1-3/8" to 1-3/4" thick
- Fits standard 2-1/8" installation hole
- High security 1" throw on all deadbolts
- Crescent spindle



POLISHED BRASS / US3	SATIN NICKEL / US15	STAINLESS STEEL / US32	ANTIQUE BRASS / US5	ORB / US10B	FUNCTION	KEYWAY	LATCH	PACKAGE	PACK
43960		43973	43958	—	Entry KD	KW1	2-Way/Radius	Clamshell	6/24
43952	43840	43974	43944	44432	Entry K3	KW1	2-Way/Radius	Clamshell	6/24
44071	—	—	—	—	Entry Two Pack K2	KW1	2-Way/Radius	Clamshell	—
95700	—	95703	—	—	Entry K3	SC1	2-Way/Radius	Clamshell	6/24
43964	43841	43977	43959	44433	Bed/Bath	—	2-Way/Radius	Clamshell	6/24
43962	43842	43976	43961	44434	Hall/Closet	—	2-Way/Radius	2/Clamshell	6/24
43965	—	—	—	—	Combo - Entry & Single Cyl. KD	KW1	2-Way/Radius	Clamshell	6/12
43969	43845	43971	44061	44438	Combo - Entry & Single Cyl. K3	KW1	2-Way/Radius	Clamshell	6/12
43956	—	44283	—	—	Combo - Entry & Double Cyl. KD	KW1	2-Way/Radius	Clamshell	6/12
44019	—	44158	43982	44440	Combo - Entry & Double Cyl. K3	KW1	2-Way/Radius	Clamshell	6/12
43963	—	—	—	44439	Double Combo - Entry & Single Cyl. K2	KW1	2-Way/Radius	2 Combos/Clamshell	3/6
95701	—	95704	—	—	Combo - Entry & Single Cyl. K3	SC1	2-Way/Radius	Clamshell	6/12
95702	—	95705	—	—	Combo - Entry & Double Cyl. K3	SC1	2-Way/Radius	Clamshell	6/12
43948		—	—		Entry KD	KW1	2-Way/Square	Box	6/24
43951		—	—		Entry K3	KW1	2-Way/Square	Box	6/24
43950		—	—		Bed/Bath	—	2-Way/Square	Box	6/24
43949		—	—		Hall/Closet	—	2-Way/Square	Box	6/24
43954		44298	—		Combo - Entry & Single Cyl. KD	KW1	2-Way/Square	Box	6/12
—		43908	—		Combo - Entry & Single Cyl. K3	KW1	2-Way/Radius	Box	6/12

<b>CUT CASE</b> 	POLISHED BRASS / US3	STAINLESS STEEL / US32	ANTIQUE BRASS / US5	FUNCTION	KEYWAY	LATCH	PACKAGE	PACK
	43264	42080	43267	Entry K3	KW1	2-Way/Radius	Clamshell	3/3
	43001	—	—	Entry K2	KW1	2-Way/Radius	2/Clamshell	6
	43275	42082	43276	Bed/Bath	—	2-Way/Radius	Clamshell	6/24
	43286	42081	43287	Hall/Closet	—	2-Way/Radius	Clamshell	6/24
	43256	42079	43257	Combo - Entry & Single Cyl. Deadbolt K3	KW1	2-Way/Radius	Clamshell	6/12



## ULTRA SECURITY


The Smart Choice For Security & Style

### CHESTNUT HILL SERIES Round Ball Knob

- 25 Year limited warranty
- Grade 3
- KW1
- Removable 5 Pin tumbler cylinder
- Reversible, non-handed
- Fits doors 1-3/8" to 1-3/4" thick
- Fits standard 2-1/8" installation hole
- High security 1" throw on all deadbolts
- Double Keyed  
(Removable cylinder on both outside & inside knobs)
- Square spindle



POLISHED BRASS / US3	SATIN NICKEL / US15	STAINLESS STEEL / US32	ANTIQUE BRASS / US5	OIL RUBBED BRONZE / US10B	FUNCTION	LATCH	PACKAGE	PACK
43998	—	43987	—	1990PORB	Entry KD	4-Way Snap	Clamshell	6/24
43999	44198	43985	44196	—	Entry K3	4-Way Snap	Clamshell	6/24
44096	—	—	—	—	Storeroom KD	4-Way Snap	Clamshell	6/24
43996	44195	43989	44193	3007PORB	Bed/Bath	4-Way Snap	Clamshell	6/24
43997	44192	43988	44190	2004PORB	Hall/Closet	4-Way Snap	Clamshell	6/24
44200	44204	44202	44201	—	Dummy	—	2/Clamshell	6/24
43992	44086	—	44089	—	Combo - Entry & Single Cyl. Deadbolt KD	4-Way Snap	Clamshell	6/12
43992	—	—	—	1990X281PORB	Combo - Entry & Single Cyl. Deadbolt KD	4-Way Snap	Clamshell	6/12
43993	44086	—	—	—	Combo - Entry & Double Cyl. Deadbolt KD	2-Way/Radius	Clamshell	6/12
43990	43975	43979	44479	—	Combo - Entry & Single Cyl. Deadbolt Keyed Alike in 3's	4-Way Snap	Clamshell	6/12
43991	—	—	44089	—	Combo - Entry & Double Cyl. Deadbolt Keyed Alike in 3's	4-Way Snap	Clamshell	6/12
43403	—	43402	43400	—	Entry Double Keyed 2-Way Radius	4-Way Snap	Clamshell	6/24

CUT CASE	SATIN NICKEL / US15	FUNCTION	LATCH	PACKAGE	PACK
	42086	Entry K3	4-Way Snap	Clamshell	6/24
	42085	Bed/Bath	4-Way Snap	Clamshell	6/24
	42084	Hall/Closet	4-Way Snap	Clamshell	6/24



## DECORATIVE SWIRL

- Limited lifetime warranty
- Grade 3
- KW1
- Removable 5 Pin tumbler cylinder
- Reversible, non-handed
- Fits doors 1-3/8" to 1-3/4" thick
- Fits standard 2-1/8" installation hole
- High security 1" throw throws on deadbolts
- Square spindle



POLISHED BRASS / US3	DULL CHROME / US26D	FUNCTION	LATCH	PACKAGE	PACK
1990RL	1990RLSN	Entry K3	4-Way Adjustable	Clamshell	6/24
3007RL	3007RLSN	Bed/Bath	4-Way Adjustable	Clamshell	6/24
2004RL	2004RLSN	Hall/Closet	4-Way Adjustable	Clamshell	6/24

## ULTRA SECURITY

The Smart Choice For Security & Style

## WYNEWOOD SERIES


- 25 Year limited warranty
- Grade 3
- KW1 Keyway
- Removable 5 Pin tumbler cylinder
- Reversible, non-handed
- Fits doors 1-3/8" to 1-3/4" thick
- Fits standard 2-1/8" installation hole
- Crescent spindle



POLISHED BRASS / US3	DULL CHROME / US26D	FUNCTION	LATCH	PACKAGE	PACK
44465	44466	Entry K3	4-Way Snap	Clamshell	6/24
44467	44468	Bed/Bath	4-Way Snap	Clamshell	6/24
44469	44470	Hall/Closet	4-Way Snap	Clamshell	6/24
44471	44472	Dummy	—	2/Clamshell	6/24

## DEADBOLTS / KW1

- 2 way adjustable latch
- Square strike



POLISHED BRASS / US3	SATIN NICKEL / US15	STAINLESS STEEL / US32	ANTIQU BRASS/ US5	ORB / US10B	FUNCTION	LATCH	PACKAGE	PACK
281HDPB	281SN	281HDS	281HDAB	281HDORB	Single KD	2-Way Adjustable	Clamshell	6/12
291HDPB	—	291HDS	291HDAB	—	Double KD	2-Way Adjustable	Clamshell	6/12

## ULTRA SECURITY

The Smart Choice For Security & Style



*Cut Case Available*


## ULTRA SECURITY DEADBOLTS / KW1

- 2 way adjustable latch
- Radius strike



POLISHED BRASS / US3	STAINLESS STEEL / US32	ANTIQU BRASS / US5	ORB / US10B	FUNCTION	LATCH	PACKAGE	PACK
43966	—	—	—	Single KD	2-Way Adjustable	Clamshell	6/24
43967	43978	43970	44436	Single K3	2-Way Adjustable	Clamshell	6/24
43957	44285	44284	—	Double KD	2-Way Adjustable	Clamshell	6/24
43968	43716	43720	44437	Double K3	2-Way Adjustable	Clamshell	6/12

POLISHED BRASS / US3	FUNCTION	LATCH	PACKAGE	PACK
43953	Single KD	2-Way Adjustable	Box	6/24

CUT CASE 	POLISHED BRASS / US3	STAINLESS STEEL / US32	ANTIQU BRASS / US5	FUNCTION	LATCH	PACKAGE	PACK
	43297	43299	43298	Single K3	2-Way Adjustable	Clamshell	6/24
	43301	—	—	Double K3	2-Way Adjustable	Clamshell	6/12

## ULTRA SECURITY

The Smart Choice For Security & Style

### MOBILE HOME LOCKS

- 25 Year limited warranty
- Grade 3
- KW1 Keyway
- Removable 5 Pin tumbler cylinder
- Reversible, non-handed
- Fits standard 2-1/8" installation hole
- High security 1" throw on all deadbolts
- Weather seal protection on entry locks & deadbolts
- Drive Latch



POLISHED BRASS / US3	STAINLESS STEEL / US32	FUNCTION	LATCH	BACKSET	BODY DIA.	PACKAGE	PACK
44260	44261	Entry KD	Drive-In	2-Way Adjustable	1"	Clamshell	6/24
44262	44263	Bed/Bath	Drive-In	2-3/8"	7/8"	Clamshell	6/24
44264	44265	Hall/Closet	Drive-In	2-3/8"	7/8"	Clamshell	6/24
44266	44274	Combo - Entry & Single Cyl. Deadbolt KD	Drive-In	2-Way Adjustable	1"	Clamshell	6/12

### DEADBOLTS-MOBILE HOME



POLISHED BRASS / US3	STAINLESS STEEL / US32	FUNCTION	LATCH	PACKAGE	PACK
44267	44268	Single KD	4-Way Adjustable	Clamshell	6/24

### LATCH-DRIVE IN – FOR BED & BATH AND HALL & CLOSET LOCKS

POLISHED BRASS / US3	BACKSET	BODY DIA.	PACKAGE	PACK
07029	2-3/4"	7/8"	Polybag	1/200

## MORTISE LOCKSETS WITH DEADBOLT

- Full 1" throw deadbolt
- Latchbolt cannot retract unless unlocked

### Double Cylinder with Rosette

2-1/2" backset, spacing 3-1/4"; Fits all wood or metal doors; Outside knob is locked by a button on the faceplate; Reversible for left or right hand installation; Replacement knob furnished with spindle and screws

SOLID BRASS

CODE	KEYWAY	FINISH	PACKAGE	PACK
44630	SC1	Brass	Box	3/12



## OLD TIME MORTISE LOCK

Skeleton Key Operated (Bit Key)

Replaces most mortise interior door locks used in the early 1900's; 2-1/4" Diameter round knobs; 2-1/4" W x 7" L Escutcheon plates; Mortise case cutout 3-1/2"H x 3"D; Brass plated; 3/8" Throw spring latch with 1/2" throw deadlock; Edge face plate 7/8" x 5-1/2"; Standard 1/4" square spindle; Reversible for left or right hand application

CODE	TYPE	FINISH	KNOBS	PACKAGE	PACK
44609	Entry	Brass Plated	Brass	Clamshell	3/24
44610	Bed/Bath	Brass Plated	Steel	Clamshell	3/24
44621	Entry	Brass Plated	Glass	Clamshell	3/24
44622	Bed/Bath	Brass Plated	Glass	Clamshell	3/24
44615	Entry	Satin Nickel	Glass	Clamshell	3/24




## NARROW STILE STORM DOOR LOCKSET

Heavy duty; Forged solid brass; Fits all doors from 1-3/8" to 1-7/8" thick; Narrow stile backset 1-3/4"; Solid brass face plates 1-1/8" W x 8-1/4" H; Solid brass lever 4-1/2" long; Single unit assembly with reversible latch; Key operated outside-turn knob operated inside; Rekeyable 5 pin tumbler cylinder; Double locking with spring latch & deadbolt; 1-1/2" Posts internally threaded

SOLID BRASS

CODE	KEYWAY	TYPE	FINISH	PACKAGE	PACK
44625	SC1	Complete	Brass	Box	1/10
44627	SC1	Body Only	Brass	Box	1/10



## REPLACEMENT KNOB SET



2-1/4" Diameter standard round knobs; 2-5/16" Square spindle; Furnished w/ spindle and 2 set screws per knob

SOLID BRASS

CODE	MATERIAL	FINISH	PACKAGE	PACK
43010	Solid Brass	Brass/US3	1 Set/Clam	5/60



2" Diameter round knob; 5/16" Square spindle; Furnished w/ spindle and set screws

Code 98677

CODE	MATERIAL	FINISH	PACKAGE	PACK
43005	Steel	Brass/US3	1 Set/Clam	10/60
98615-PP	Steel	Brass/US3	Box	10/60
43007	Steel	White	1 Set/Clam	6/24



Crystal glass; 2" Diameter faceted glass knobs; 5/16" Square spindle; Furnished w/ spindle and set screws

CODE	FINISH	PACKAGE	PACK
43000	Brass/US3	1 Set/Clam	10/40
43013	Satin Nickel	1 Set/Clam	10/40

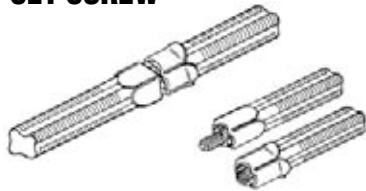
## ROSETTE



Fits most glass or brass finish door knob sets; Furnished w/screws

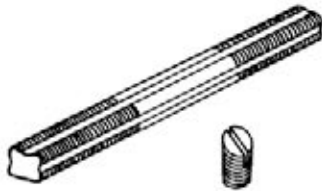
CODE	SIZE	FINISH	PACKAGE	PACK
64592	2-1/2"	Brass/US3	1 Set/Carded	5/60
64593	2-1/2"	Satin Nickel/US15	1 Set/Carded	10/60

## SPLIT SPINDLE & SET SCREW




Fits most threaded door knobs; Standard thread; Packed w/o set screw

CODE	MATERIAL	FINISH	PACKAGE	PACK
67982	Steel	Zinc/US2	Polybag w/ UPC	6/240



Fits most threaded door knobs; Standard thread

CODE	MATERIAL	PACKAGE	PACK
67980	Steel	Card	12/600



Universal spindle set; 3-1/2" Threaded spindle; 3-1/2" Non-threaded spindle; Standard American thread; Furnished w/screws

CODE	PACKAGE	PACK
67981	1 Set/Card	6/600

## PUSH BUTTON COMBINATION DOOR LOCKS

Heavy duty, keyless security; Standard 2-3/8" backset with 1" throw (2-3/4" option available); Fits all doors 1-3/8" to 1-3/4" thick; Heavy duty construction, precision engineered; Weight: 3 lbs.; Easy to change 5 digit combination



### Mortise Deadbolt with Interior Turn Knob

POLISHED BRASS / US3	SATIN CHROME / US26	PACKAGE	PACK
44700	44710	Box	1/12

### Mortise Spring Deadlatch with Interior Turn Knob

POLISHED BRASS / US3	SATIN CHROME / US26	PACKAGE	PACK
44720	44730	Box	1/12



4 Layer laminated steel throwbolt

### Surface Deadbolt

ANTIQUE BRASS / US5	PACKAGE	PACK
44750	Box	1/12



### Latchbolts for Push Button Lockset

For mechanical push button door locksets (except surface deadbolt); Stainless steel finish only

CODE	BACKSET	FUNCTION	PACKAGE	PACK
06970	2-3/4"	Deadbolt	Bulk	1/100
06967	2-3/4"	Springlatch	Bulk	1/150



### Trim Plate Cover

Rugged ABS plastic construction; Covers standard 2-1/8" installation knob lock holes; For mortise deadbolt, spring latch locks and surface deadbolt; Fits all Ultra push button door locks

CODE	FINISH	PACKAGE	PACK
57490	Black	Polybag/1 Pair	1/216





## SURFACE MOUNTED RIM DEADLOCK



CODE	TYPE	FINISH	PACKAGE	PACK
202	Nightlatch	Brass	Clamshell	6/24
505	1" Bolt	Brass	Clamshell	6/24

## JIMMY-PROOF SINGLE CYLINDER

Includes Both ANGLE & FLAT Strikes



CODE	TYPE	FINISH	PACKAGE	PACK
1303	Single Cylinder	Brass	Clamshell	6/24

## JIMMY-PROOF DOUBLE CYLINDER

Includes Both ANGLE & FLAT Strikes



CODE	TYPE	FINISH	PACKAGE	PACK
1404	Double Cylinder	Brass	Clamshell	6/24

## JIMMY-PROOF SINGLE CYLINDER

Includes Both ANGLE & FLAT Strikes



CODE	TYPE	FINISH	PACKAGE	PACK
1303CH	Single Cylinder	Polished Chrome	Clamshell	6/24
1303SN	Single Cylinder	Satin Nickel	Clamshell	6/24
1303BR	Single Cylinder	Polished Brass	Clamshell	6/24

## SOLID BRONZE JIMMY-PROOF

Includes FLAT Strikes




CODE	TYPE	FINISH	PACKAGE	PACK
1666	Single Cylinder	Bronze Finish	Clamshell	6/24
1666CH	Single Cylinder	Polished Chrome	Clamshell	6/24
1666SN	Single Cylinder	Satin Nickel	Clamshell	6/24
1666PB	Single Cylinder	Polished Brass	Clamshell	6/24



**MASSIVE SURFACE BOLT RIM**

Single Cylinder Operates Inside by Thumb-Turn & Outside by Key  
Bolt is 1-1/16" High x 5/8" Thick & Extends a Full 1" from the Lock Case



CODE	TYPE	FINISH	PACKAGE	PACK
606	Single Cylinder	Brass	Clamshell	6/24

**JIMMY-PROOF TUBULAR CYLINDER DEADLOCK – 4 KEYS**

Solid Steel 1/2" dia.  
Locking Vertical Bolts  
Pick Resistant  
Max Security




CODE	TYPE	FINISH	PACKAGE	PACK
707B	Single Cylinder	Brass	Clamshell	6/24




**JIMMY-PROOF DEADLOCKS**

Jimmy-proof lock with shutterguard; Fits doors 1-1/4" to 2-1/4" thick;  
Double cylinder features cylinders both inside and outside for extra protection on glass pane door; Surface installation requires one 1-1/4" diameter hole; Furnished w/ angle strike bracket



*Double*




*Single*


CODE	TYPE	FINISH	PACKAGE	PACK
44860	Single Cylinder	Brass	Clamshell	5/20
44861	Single Cylinder	Silver	Clamshell	5/20
44850	Double Cylinder	Brass	Clamshell	5/20

**RIM CYLINDER NIGHT LATCH**

For doors 1-3/8" to 2-1/2" thick; Requires 1-1/4" diameter hole;  
Surface installation, no mortising required; Hold back bolt-stop button on 43300; Key outside, turn knob inside; Features exclusive deadlock;  
Furnished w/ angle strike bracket



*43300*



*43310*

CODE	TYPE	KEYWAY	FINISH	PACKAGE	PACK
43300	Nightlatch	Y1	Brass	Clamshell	6/24
43310	Deadlatch	SE1	Brass	Clamshell	6/36

## LIGHT COMMERCIAL

### Cylindrical Ball Lockset

- Grade 3
- 6 Pin solid brass cylinder
- Cylinder removable for rekeying
- Fits all wood or steel doors from 1-3/8" to 1-3/4" thick
- Internal mechanism heavy gauge cold rolled steel
- Positive push and turn button locking mechanism
- 3" Threaded rosette outside
- Panic-proof mechanism
- Concealed mounting screws
- Series 7000



POLISHED BRASS / US3	STAINLESS STEEL / US32	KEYWAY	FUNCTION	BACKSET	PACKAGE	PACK
44124	44120	SC1	Entry KD	Adjustable	Box	6/24
—	44122	SC1	Entry K3	Adjustable	Box	6/24
—	44128	SC1	Entry MK	Adjustable	Box	6/24
—	43825	KW1	Entry KD	2-3/4"	Box	6/24
44136	44132	SC1	Storeroom KD	Adjustable	Box	6/24
—	44134	SC1	Storeroom KA	Adjustable	Box	6/24
—	44140	SC1	Storeroom MK	Adjustable	Box	6/24
44147	44143	—	Privacy	Adjustable	Box	6/24
44149	44145	—	Passage	Adjustable	Box	6/24


(Master key 41068)

RE-KEYABLE: Will accept the following cylinders\*: SCHLAGE™, ARROW™, MARKS™, AWI™, LORI™, FALCON™, ASSA™, & most MEDECO™

## CYLINDERICAL 2-3/8" BACKSET LATCHES



06968



06973

CODE	TYPE	FINISH	PACKAGE	PACK
06968	Springlatch	Brass US3	Bulk	20/200
06973	Deadlatch	Brass US3	Bulk	20/200
06969	Springlatch	Stainless US32	Bulk	20/200
06974	Deadlatch	Stainless US32	Bulk	20/200

\*The following registered trade name or trade mark is not owned, associated with or connected in any way with Ultra Hardware Products LLC and is used herein for illustrative purposes only.

## COMMERCIAL

### Cylindrical Ball Lockset

- 6 Pin solid brass tumbler cylinder
- Cylinder removable for rekeying
- Fits wood or metal doors from 1-3/8" to 1-3/4" thick
- Sleeve collar latchbolt option for use on metal doors
- Cylindrical lock housing cold rolled steel mechanism, zinc dichromated for corrosion resistance
- Reinforced solid brass or stainless steel ball knobs
- Concealed mounting screws on 3" threaded roses
- Rosettes threaded inside & outside
- Deadlocking bolt with 1/2" throw
- Panic-proof mechanism
- Standard 2-1/8" hole bore
- Furnished with 1-1/8" face on latch strike and ASA strike for door jamb
- Meets ANSI Grade 2 Specifications



POLISHED BRASS / US3	STAINLESS STEEL / US32	FUNCTION	KEYWAY	BACKSET	STRIKE	PACKAGE	PACK
44221	44236	Entry KD	SC4	2-3/4"	ASA	Box	6/24
44224	44226	Storeroom KD	SC4	2-3/4"	ASA	Box	6/24
44245	44247	Privacy	SC4	2-3/4"	ASA	Box	6/24
44240	44242	Passage	SC4	2-3/4"	ASA	Box	6/24

RE-KEYABLE: Will accept the following cylinders\*: SCHLAGE™, ARROW™, MARKS™, AWI™, LORI™, FALCON™, ASSA™, & most MEDECO™

## COMMERCIAL DEADBOLTS

- 6 Pin solid brass cylinder
- Cylinder removable for rekeying
- Fits wood or metal doors from 1-3/8" to 1-3/4" thick
- Heavy duty solid brass tubular construction with heavy gauge steel reinforced plates
- Full 1" throw; Heavy gauge strike plates and hardened steel core bar
- Tapered collar
- Oversize strike plate: 1-1/8" x 2-3/4" (43740 only)



POLISHED BRASS / US3	STAINLESS STEEL / US32	KEYWAY	CYLINDER	LATCH	PACKAGE	PACK
43739	43740	SC4	Single KD	2-3/4" / Square	Box	6/24
—	43755	SC4	Double KD	2-3/4" / Square	Box	6/12
—	43744	SC4	Single MK	2-3/4" / Square	Box	6/24

(Master key 41067)

## CYLINDRICAL LEVER LOCKSETS

- Conforms to Handicap Code ANSI A156.2 Series 4000
- Fits wood or metal doors from 1-3/8" to 1-3/4" thick
- Furnished with 1-1/8" strike plate
- Separate spring mechanism for inside & outside lever prevents arm sag to hold in horizontal position
- Designed for barrier free application; 50° Lever travel
- Non-handed
- 2" Clearance from lever to door surface; return of lever to 3/8" of the face of door
- Fits the standard 161 door preparation 2-3/4" backset, 2-1/8" bore
- Easy installation; suitable for new construction & retrofit
- Special reinforced removable studs prevent twisting or turning of lock rosettes
- UL Listed for "A" label (3 hours) single swing doors (4' x 8')
- Concealed screw mount; One step rosette
- ASA strike plate



Angled Lever



### Angled Lever

DULL CHROME / US26D	KEYWAY	FUNCTION	BACKSET	STRIKE	PACKAGE	PACK
44248	SC4	Entry KD	2-3/4" Square	ASA	Box	1/12
44249	SC4	Entry K3	2-3/4" Square	ASA	Box	3/12
44253	SC4	Entry MK	2-3/4" Square	ASA	Box	1/12
44257	SC4	Storeroom KD	2-3/4" Square	ASA	Box	1/12
44259	SC4	Classroom KD	2-3/4" Square	ASA	Box	6/12
44254	SC4	Privacy	2-3/4" Square	ASA	Box	1/12
44255	SC4	Passage	2-3/4" Square	ASA	Box	1/12
44269	SC4	Entry KD	2-3/4" Square	ASA	Clamshell	6/12
44270	SC4	Privacy	2-3/4" Square	ASA	Clamshell	6/12
44271	SC4	Passage	2-3/4" Square	ASA	Clamshell	6/12

(Master key 41067)

## CLUTCH LEVER LOCKSETS

Patented free-wheeling design rotates lever up & down while lever set stays locked

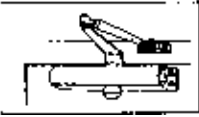


DULL CHROME / US26D	KEYWAY	FUNCTION	BACKSET	STRIKE	PACKAGE	PACK
44273	SC4	Entry KD	2-3/4" Square	ASA	Box	1/12

## COMMERCIAL DOOR CLOSERS

- Universal application, non-handed for standard, top jamb or parallel arm installation
- Adjustable closing & latching speed by two separate regulating valves
- Rack and pinion mechanism contained in high tensile precision housing
- Surface mount installation

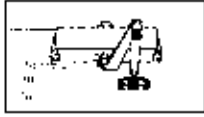
Standard Installation



Parallel Installation



Top Jamb Installation




CLOSER SIZE	# 1	# 2	# 3	# 4	# 5
DOOR WEIGHT	33-66 lbs	55-99 lbs	88-143 lbs	121-187 lbs	133-199 lbs

### GRADE 1

#### 9000 Series

Meets ANSI 156.4 Grade 1 standards; Heavy duty; Rated for handicap entrance; Adjustable spring power; Standard adjustable-backcheck function; Adjustable delayed action (DA) preset at the factory for approximately 20 seconds, between 70° & 120°; Barrier free; Reduced spring power for handicapped or elderly



*Sized 1 thru 4  
Factory Preset at 3*

CODE	SIZE	HOLE CENTERS	FINISH	PACKAGE	PACK
16142	#1 - #4	9-1/16" x 3/4"	Aluminum	Box	1/6
16144	#1 - #4	9-1/16" x 3/4"	Bronze	Box	1/6

Recommended operating temperature is between -15° to +40° degrees Celsius, 5° to 104° degrees Fahrenheit; Can be used -20° to +50° degrees Celsius, -4° to 122° Fahrenheit but latching and closing speed should be readjusted

CROSS REFERENCE CHART								
ULTRA	S.PARKER*	CAL ROYAL*	TELL*	LCN*	NORTON*	GLOBAL*	DOR.O. MATIC*	YALE*
9000 Series	900	300	600	430	1601	TC201	SC61	51BF

Conforms to ADA & ANSI Codes




UL Fire Rated 10C

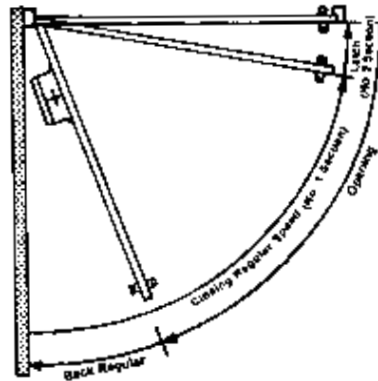
### GRADE 1

#### 500BC Series

Meets Grade 2 standards; Triple valve; UL listed; Adjustable back check function 70° to 85° prevents striking wall; Furnished w/parallel arm bracket



CODE	SIZE	HOLE CENTERS	FINISH	PACKAGE	PACK
16146	#3	8-3/16" x 3/4"	Aluminum	Box	1/10
16147	#4	9-1/16" x 3/4"	Aluminum	Box	1/10
16148	#5	9-1/16" x 3/4"	Aluminum	Box	1/10



\*The following registered trademark is not owned, associated with or connected in any way with Ultra Hardware Products LLC and is used herein for illustrative purposes only.

## RESIDENTIAL GRADE DOOR CLOSERS

- For metal and wood doors up to 150 lbs.
- Non-handed (for left and right swing doors)

### Hydraulic Door Closer

Single valve back plate;  
Aluminum die-cast body construction;  
Standard top jamb;  
Heavy duty color plastic casing;  
Compact design;  
Furnished w/screws & instructions



CODE	SIZE	MAX. WIDTH	ARM	FINISH	PACKAGE	PACK
16114	#3	38"	Adjustable	Ivory	Clamshell	1/5
16115	#3	38"	Adjustable	Brown	Clamshell	1/5



### Slimline Door Closers

Meets Grade 2 Standards; Dual Valve; UL Listed; Narrow Design;  
Furnished with Parallel Arm Bracket



CODE	SIZE	FINISH	PACKAGE	PACK
152A	#2	Aluminum	Box	1/10
152D	#2	Duranodic	Box	1/10
153A	#3	Aluminum	Box	1/10
153D	#3	Duranodic	Box	1/10
154A	#4	Aluminum	Box	1/10
154D	#4	Duranodic	Box	1/10
155A	#5	Aluminum	Box	1/10
155D	#5	Duranodic	Box	1/10

### Mini Door Closers

Heavy duty zinc die cast housing construction; Automatically closes the door; Furnished with 3-1/4" x 7/8" roll plate to prevent damage to door; Adjustable tension rod; Main body fits on door jamb



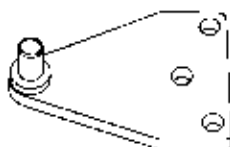
CODE	FINISH	PACKAGE	PACK
15990	White	Clamshell	6/36
15995	Brown	Clamshell	6/36
15999	White	Box	12/48
15997	Brown	Box	12/48



### Closer Bracket

Parallel arm; Fits most overhead hydraulic door closers;  
Heavy gauge steel construction; Fits all standard arm door closers;  
For closer sizes #3 thru #5 500BC Series above

CODE	FINISH	PACKAGE	PACK
11010	Aluminum	Polybag	10/100

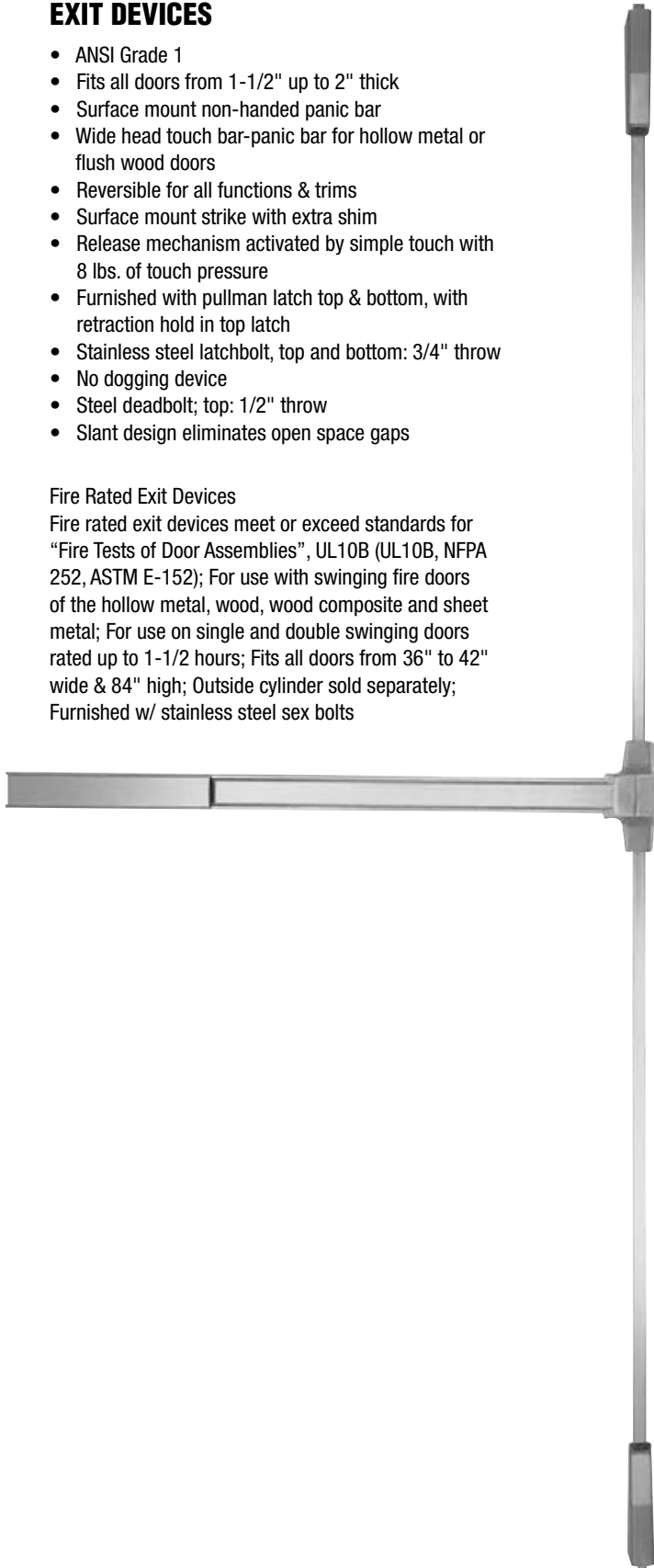


## SURFACE MOUNT VERTICAL ROD EXIT DEVICES

- ANSI Grade 1
- Fits all doors from 1-1/2" up to 2" thick
- Surface mount non-handed panic bar
- Wide head touch bar-panic bar for hollow metal or flush wood doors
- Reversible for all functions & trims
- Surface mount strike with extra shim
- Release mechanism activated by simple touch with 8 lbs. of touch pressure
- Furnished with pullman latch top & bottom, with retraction hold in top latch
- Stainless steel latchbolt, top and bottom: 3/4" throw
- No dogging device
- Steel deadbolt; top: 1/2" throw
- Slant design eliminates open space gaps

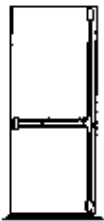
### Fire Rated Exit Devices

Fire rated exit devices meet or exceed standards for "Fire Tests of Door Assemblies", UL10B (UL10B, NFPA 252, ASTM E-152); For use with swinging fire doors of the hollow metal, wood, wood composite and sheet metal; For use on single and double swinging doors rated up to 1-1/2 hours; Fits all doors from 36" to 42" wide & 84" high; Outside cylinder sold separately; Furnished w/ stainless steel sex bolts

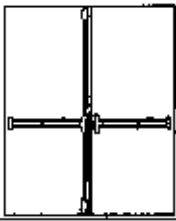


CODE	FINISH	PACKAGE	PACK
02062	Satin Aluminum	Box	1/4

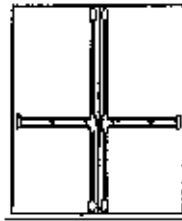
**VERTICAL ROD DEVICES**  
*With latching at the top & bottom of the door depressing the pushbar retracts both latches & allows the door to swing free. 53*



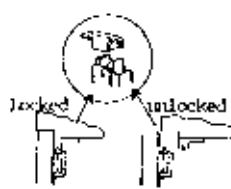
**Single Door with Vertical Device**



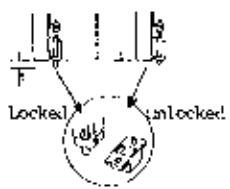
**Pair of Doors with Rim Device and Vertical Device**



**Pair of Doors with Two Vertical Devices**



**Latch retraction hold in the top. Retainer is released when it engages the strike.**



**Bottom sliding drop bolt, operates the hold and released by the top latch.**

**Fire Rated Up To 1-1/2 Hours  
For Use On Single & Double Doors**

## SURFACE MOUNT EXIT BARS *continued*

ANSI 156.3 Grade 2;  
Fits all doors from 30" to 36" in width;  
4-1/2" Minimum style;  
Reversible for all function and trim  
hex key dog device;  
Surface mount strike with extra shim;  
Exterior trim not included



CODE	TYPE	FINISH	PACKAGE	PACK
02070	Wide head	Aluminum	Box	1/6

## SURFACE MOUNT EXIT BARS

- Surface mount strike with extra shim
- Fits all doors from 1-1/2" up to 2" thick

- Slant design eliminates open space gaps
- Release mechanism activates at 8 lbs. of touch pressure
- No dogging device

## Reversible Rim Fire Exit Device

Fire exit hardware device designed for use with swinging fire doors of hollow metal and sheet metal; Fits all doors from 36" up to 42" in width; Suitable for all wood, steel, glass or aluminum doors; Furnished w/ stainless steel sex bolts; Outside cylinder sold separately



CODE	TYPE	BACKSET	FINISH	PACKAGE	PACK
02054	Wide Head	2-3/4"	Duranodic Bronze	Box	1/6
02055	Wide Head	2-3/4"	Aluminum	Box	1/6



**Fire Rated Up To 1-1/2 Hours  
For Use On Single & Double Doors**

## SURFACE MOUNT EXIT BARS

- ANSI grade 1
- Reversible for all functions & trims
- Surface mount strike with extra shim
- Fits all doors from 1-1/2" up to 2" thick
- Slant design eliminates open space gaps

- Hex key dogging device
- Surface mount non-handed reversible panic bar
- Release mechanism activates at 8 lbs. of touch pressure
- Suitable for all wood, steel, glass or aluminum doors

## Reversible Rim 5-Pin Tumbler Cylinder Exit Device

Cut to length to fit all doors from 29" up to 42" in width; Narrow head designed for all glass, metal & wood doors; Wide head designed for hollow metal or flush wood doors; Fits 1-1/4" narrow style aluminum & glass entry doors


CODE	TYPE	FINISH	KEYED	PACKAGE	PACK
02047	Narrow Head	Aluminum	KD	Box	1/6
02056	Wide Head	Aluminum	KD	Box	1/66



*Outside Cylinder Included*



*Exit with Rim  
Cylinder Furnished  
SC-1 Keyway*



## ENTRY FOR WIDE HEAD PANIC BARS

Exit key lock SC-4 keyway; Can be locked open



CODE	TYPE	KEYED	FINISH	PACKAGE	PACK
02059	Lever	KD	Dull Chrome	Box	1/20



## ENTRY FOR WIDE HEAD PANIC BARS

Exit with key lock; SC-4 keyway; UL listed for fire door assembly

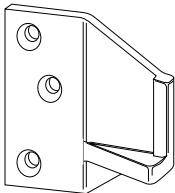


02052



02053

CODE	TYPE	KEYED	FINISH	PACKAGE	PACK
02052	Knob	KD	Stainless Steel	Box	1/20
02053	Lever	KD	Stainless Steel	Box	1/20



### Panic Bar Strike Double Door

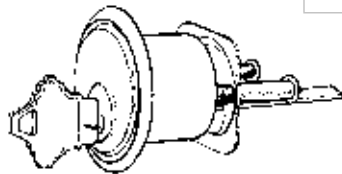
Size: 2-1/2" x 3-3/16" x 1/2";  
For use with double door with no mullion;  
For use with code numbers 02054 & 02055 only

CODE	FINISH	PACKAGE	PACK
72062	Stainless Steel	Box	1/100

*Panic Bar Components 02052, 02053 and 72062 are for use with surface mount exit bars 02054 and 02055 found above.*

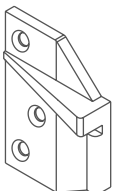
## Replacement Cylinders

Solid cast brass; 5-Pin Tumbler Schlage  
Keyway SC-1;  
1-3/8" Diameter face plus trim ring;  
Unlimited key changes;  
Furnished w/ 2" calibrated spindle;  
Reversible, adjustable construction



CODE	KEYED	FINISH	PACKAGE	PACK
17031	KA	Satin Chrome	Box	3/81

*For codes 02047, 02056, 02054, 02055 (pg. 37) and 02062 (pg. 36)*



### Panic Bar Strike Double Door

Size: 2-1/2" x 3-3/16" x 5/8";  
For use with double door with no mullion;  
For use with code numbers 02047 and 02056 only

CODE	FINISH	PACKAGE	PACK
72064	Stainless Steel	Box	1/100

*Panic Bar Component 72064 is for use with surface mount exit bars 02047 and 02056 (found above).*



### Panic Bar Pull Plate

Furnished with outside cylinder hole;  
Can be used with any rim cylinder;  
For exterior application

CODE	FINISH	PACKAGE	PACK
59099	Aluminum	Polybag	6/48

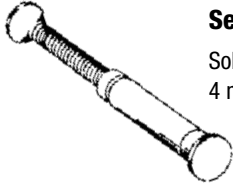
#### Dimensions

Cylinder diameter: 1-3/16"

Hole centers: 3-9/16"

Back plate: 4-1/2"L x 3-1/2"W

Pull offset: 1"



### Sex Bolts

Sold in 8 piece sets:  
4 male & 4 female

CODE	FINISH	PACKAGE	PACK
07040	Aluminum	Polybag	10/200



### DOOR PUSH PLATES

Weatherproof; Rustproof;  
Residential or commercial doors;  
Furnished w/screws

CODE	SIZE	MATERIAL	PACKAGE	PACK
58060	3-1/2" x 15"	Solid Brass	Card	10/60
58030	3-1/2" x 15"	Aluminum	Card	10/100

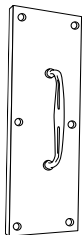
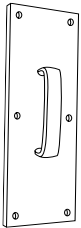
**SOLID BRASS** *58060 only*



### PULL HANDLES

1-1/8" Cylinder hole; Cylinder not included;  
1" x 7-1/2" Solid aluminum pull;  
7" Hole centers; Fits doors up to 2" thick;  
Furnished w/studs for thru bolts

CODE	MATERIAL	SIZE	FINISH	PACKAGE	PACK
59096	Aluminum	3-1/2" x 16"	Aluminum	Box	1/40



Heavy duty; Drilled and countersunk holes;  
Overall size 3-1/2" x 15";  
Furnished w/screws

CODE	MATERIAL	GRIP	FINISH	PACKAGE	PACK
58020	Solid Brass	6"	Brass	Card	5/30
58021	Aluminum	6"	Satin Anodized	Card	5/30
58016	Aluminum	7"	Satin Anodized	Card	5/30

**SOLID BRASS** *58020 only*

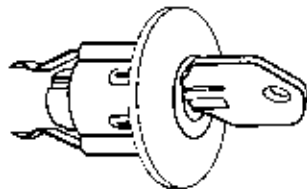
58016

58020 & 58021

### Replacement Cylinder

Fits Kwikset Tylo™ & Other Kwikset™ Locks

Also Ultra Security (pg. 5);  
Mobile Home (pg. 25);  
Rittenhouse (pgs. 14-15);  
Valley Forge (pg. 13);  
and Gettysburg (ps. 10)  
Polished brass finish



CODE	KEYED	PACKAGE	PACK
17025	Different	Box	12/288



# LOCKSET ACCESSORIES



## 1-1/8" SOLID BRASS MORTISE CYLINDERS

CODE	KEYWAY	SIZE	PACKAGE	PACK
9620SE	SE1	1-1/8"	Box	12/72

SOLID  
BRASS



## 1-1/4" SOLID BRASS MORTISE CYLINDERS

CODE	KEYWAY	SIZE	PACKAGE	PACK
9630SE	SE1	1-1/4"	Box	12/72
C9630SE	SE1	1-1/4"	Carded	12/72
9630SC	SC1	1-1/4"	Box	12/72
9630KW	KW1	1-1/4"	Box	12/72

SOLID  
BRASS



## SOLID BRASS RIM CYLINDERS

CODE	KEYWAY	FINISH	PACKAGE	PACK
110KA2S	SE1	Satin Chrome	Box	6/72

SOLID  
BRASS

Precision Solid Brass:  
Easy to Re-Key: Keyed alike in Paris



## 1" THUMB-TURN CYLINDERS WITH RED DOT INDICATOR

CODE	FINISH	PACKAGE	PACK
111S	Satin Chrome	Box	6/72

1" Trim Ring



## STANDARD REVERSIBLE RIM CYLINDER

CODE	KEYWAY	FINISH	PACKAGE	PACK
150	SE1	Brass / US3	Carded	12/48



## SOLID BRASS RIM CYLINDERS

CODE	FINISH	PACKAGE	PACK
171B	Brass / US3	Carded	12/72

SOLID  
BRASS


18 Pin Cross key



## 1-1/8" SOLID BRASS RIM CYLINDERS

CODE	KEYWAY	SIZE	PACKAGE	PACK
9650SE	SE1	1-1/8"	Box	12/72
C9650SE	SE1	1-1/8"	Carded	12/72
9650SC	SC1	1-1/8"	Box	12/72
9650KW	KW1	1-1/8"	Box	12/72
9650AR	AR2	1-1/8"	Box	12/72

SOLID BRASS



## RIM CYLINDER WITH 4 TUBULAR KEYS

CODE	FINISH	PACKAGE	PACK
200	Brass / US3	Carded	12/72



## DUMMY 1-1/4" RIM CYLINDERS

CODE	SIZE	PACKAGE	PACK
160	1-1/4"	Box	12/144



## KEY BLANKS



COMMON NAME	HBC #	ILCO #	PACK	DESCRIPTION	COMMON NAME	HBC #	ILCO #	PACK	DESCRIPTION
AM3	# 5JU2	# 1046	50	American Lock* 5 pin	M1	# MA1	# 1092N	50	Master Lock*
ARZ-6	# 6AR2	# 1179A	50	Arrow* 6 pin	M2	# M2	# 1092B	50	Master Lock*
AU2	# 5AR2	# AM-1054	50	Arrow* K2, K3	M4	# M4	# 1092V	50	Master Lock*
	# 5AU2	# 1004M	50	Auth-Bommer-Rockford*	MEI-5	# 5ME1	# 1515	50	Medeco/N.S.* 5 pin
AU1	# 5AU1	# X1054K	50	Auth*-Mail Box	MEI-6	# 6ME1	# A1515	50	Medeco/N.S.* 6 pin
KW1	# 5KW1	# 1119/WK1	250	Kwikset* 5 pin	RU2	# 5RU2	# 1011P	50	Russwin*
KW10	# KWT	# A1176ST	50	Kwikset Titan*	SC1	# 5SH1	# 1145/SC1	250	Schlage* «C» 5 pin
LO1-5	# 5LO1	# 1004	50	Lockwood* 5 pin	SC4	# 6SH1	# 1145A	50	Schlage* «C» 6 pin
LO1-6	# 6LO1	# 1004A	50	Lockwood* 6 pin	SE1	# 5SE1	# 1022/SE1	250	Segal* Common K9
27K/M16	# 27K	# 1092NR	50	Master Lock* 5 pin	Y1	# 5YA1	# 999/Y1	250	Yale* 5 pin

\*Brand Names mentioned above reference OEM Manufacturers. Please do not confuse HBC with the OEM Mfr. whose Parts these are intended to replace. The Brand names are copyrights of the respective manufacturers.

# LOCKSET ACCESSORIES

## 3PC. LOCK INSTALLATION KITS



### For Wood Doors Only

- 1" Wood Boring Bit
- 2-1/8" Wood Hole Saw
- 3/8" Mandrel w/Pilot Drill

CODE	PACKAGE	PACK
92170	Carded	6/36



### For Both Metal and Wood Doors

- w/Bi-Metal Saw Blades
- 1" Bi-Metal Hole Saw
- 2-1/8" Bi-Metal Hole Saw
- 3/8" Mandrel w/Pilot Drill

CODE	PACKAGE	PACK
92172	Carded	6/36

## KEY IDENTIFIERS



### Identification Key Tags

8 colors

CODE	PACKAGE	PACK
K901	Box	200



### Color Rings Key Identifiers

8 colors

CODE	PACKAGE	PACK
K900	Box	200

## HIDE-AWAY KEY HOLDER



CODE	FINISH	PACKAGE	PACK
36150	Black	Box	12/288

Magnetic

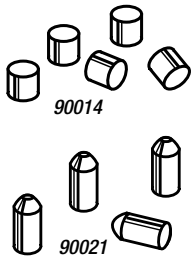
## REKEYING KIT



CODE	KEYWAY	PACKAGE	PACK
103099KW	Kwikset	Box	1/20
41252	Schlage	Box	1

Rekeys All Guard, Ultra and other 1 Locksets;  
Includes Pins, Tools and Parts to Rekey


## KW1 TYPE PINS



CODE	FUNCTION	PACKAGE	PACK
90009	Top Pin	Polybag	1/100
90010	Master #1	Polybag	1/100
90011	Master #2	Polybag	1/100
90012	Master #3	Polybag	1/100
90013	Master #4	Polybag	1/100
90014	Master #5	Polybag	1/100
90015	Master #6	Polybag	1/100

CODE	FUNCTION	PACKAGE	PACK
90017	Bottom #1	Polybag	1/100
90018	Bottom #2	Polybag	1/100
90019	Bottom #3	Polybag	1/100
90020	Bottom #4	Polybag	1/100
90021	Bottom #5	Polybag	1/100
90022	Bottom #6	Polybag	1/100
90023	Bottom #7	Polybag	1/100


## CYLINDER REMOVAL TOOL



CODE	PACKAGE	PACK
90035	Bulk	1/30
90028	Bulk	25/100
90036	Bulk	1/100

## DRIVE-IN BULLET BALL CATCHES

Adjustable tension ball; Bullet catch: 3/4" size; 7/8" Body diameter with fins 1-3/16" body length; 1" Face with lip; 1-3/8" x 2-1/8" Strike plate w/square and radius corners; Furnished w/screws except 07005



CODE	FINISH	PACKAGE	PACK
06981	Brass/US3	Polybag w/UPC	50/200
61760	Brass/US3	Polybag w/UPC, Bin Box	30/240
61763	Antique Brass/US5	Polybag w/UPC, Bin Box	30/240
61765	Ant. Pewter/US17A	Polybag w/UPC, Bin Box	30/240
61762	Oil Rubbed Bronze/US10B	Polybag w/UPC, Bin Box	30/240
61764	Chrome/US26	Polybag w/UPC, Bin Box	30/240
61761	Satin Nickel/US15	Polybag w/UPC, Bin Box	30/240
61766	White	Polybag w/UPC, Bin Box	30/240
07033	Dull Chrome/US26D	Bulk	100/300
07008	Brass/US3	Bulk	300

### BULLET CATCH (ONLY)

07005	Brass/US3	Bulk	300
-------	-----------	------	-----

### STRIKE PLATES

58090	Brass/US3	Polybag w/UPC	50/500
58079	Oil Rubbed Bronze/US10B	Polybag w/UPC	100/500
58071	Satin Nickel/US15	Polybag w/UPC	100/500



Furnished w/ strike and nail

CODE	SIZE	FINISH	PACKAGE	PACK
96174	3/8"	Brass	Bulk	144/3456

## ROLLER LATCH



Zinc die cast; Adjustable tension; For standard doors 1-3/8" to 1-7/8"; 3/4" Installation hole; Slotted nylon roller; Mortise latchbolt with roller wheel edge; Furnished w/ nylon wheel and keeper; Carded furnished w/screws

CODE	FINISH	PACKAGE	PACK
60898	Brass	Card	5/100

## BULLET CATCHES



Solid brass ball catch; Brass insert and solid brass strike; Radius corners; Threaded adjustable face plate; Furnished w/screws

CODE	SIZE	FINISH	PACKAGE	PACK
07017	1"	Brass	Polybag w/UPC	6/120

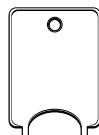
SOLID BRASS



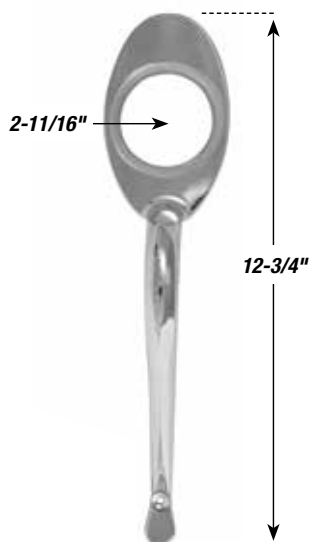
Steel ball roller for positive tension application; Radius corners; Furnished w/screws

CODE	SIZE	FINISH	PACKAGE	PACK
06990	1"	Brass	Polybag w/UPC	50/300
06977	1"	Dull Chrome	Polybag w/UPC	50/300
06959	1"	Chrome	Polybag w/UPC	50/300

## BALL CATCH ADJUSTER TOOL



CODE	FINISH	PACKAGE	PACK
98545	Zinc	Bulk	1/2500



## DECORATIVE SLIP-OVER HANDLES

CODE	FINISH	PACKAGE	PACK
31625	Brass/US3	Card	6/48
31629	Antique Brass/US5	Card	6/48
31631	Satin Nickel/US15	Card	6/48
31627	Brass/US3	Polybag w/UPC	12/48

Will fit over most lock rosettes and deadbolts;  
Furnished w/screws





## ESCUTCHEON PLATES

CODE	MATERIAL	SIZE	FINISH	PACKAGE	PACK
57514	Steel	2-1/4" x 7"	Brass/US3	1/Set Card	3/120
57511	Steel	2-1/4" x 7"	Satin Nickel /US15	1/Set Card	3/120

Inside: Brass plated hub & turn piece;  
Outside: Brass plated hub & keyhole;  
Furnished w/screws

# ■ Security

Ultra® Hardware has everything you need to complete your commercial and residential door and window security hardware assortment. In the following pages, you'll find chain guards, strike plates, sash locks, mail-box hardware and more—whatever's needed to enhance the security and appearance of entry doors and windows while protecting people and their property.



## DOOR PROTECTORS

One piece construction; Standard installation 2-1/8" hole diameter

### Single Door Protector



*Flush*



*Inset*



CODE	SIZE	STYLE	BACKSET	THICKNESS	PACKAGE	PACK
<b>BRASS FINISH – FLUSH</b>						
59015R1	4-1/2"	Flush	2-3/4"	1-3/4"	Clamshell	6/36
59022R1	4-1/2"	Flush	2-3/4"	1-3/8"	Clamshell	6/36
59000R1	4-1/2"	Flush	2-3/8"	1-3/4"	Clamshell	6/36
59016R1	4-1/2"	Flush	2-3/8"	1-3/8"	Clamshell	6/36
59020R1	9"	Flush	2-3/4"	1-3/4"	Clamshell	6/36
59025R1	9"	Flush	2-3/4"	1-3/8"	Clamshell	6/36
59005R1	9"	Flush	2-3/8"	1-3/4"	Clamshell	6/36
59021R1	9"	Flush	2-3/8"	1-3/8"	Clamshell	6/36
<b>STAINLESS STEEL FINISH – FLUSH</b>						
59014R1	4-1/2"	Flush	2-3/4"	1-3/4"	Clamshell	6/36
59001R1	4-1/2"	Flush	2-3/8"	1-3/4"	Clamshell	6/36
59017R1	4-1/2"	Flush	2-3/8"	1-3/8"	Clamshell	6/36
59018	4-1/2"	Flush	2-3/4"	1-3/8"	Clamshell	6/36
59019	9"	Flush	2-3/4"	1-3/4"	Clamshell	6/36
59029R1	9"	Flush	2-3/4"	1-3/8"	Clamshell	6/36
59006R1	9"	Flush	2-3/8"	1-3/4"	Clamshell	6/36
59023R1	9"	Flush	2-3/8"	1-3/8"	Clamshell	6/36
<b>ANTIQU BRASS FINISH – FLUSH</b>						
59011	9"	Flush	2-3/4"	1-3/4"	Clamshell	6/36
59010	9"	Flush	2-3/8"	1-3/4"	Clamshell	6/36
59009	9"	Flush	2-3/8"	1-3/8"	Clamshell	6/36
<b>PAINTABLE – FLUSH</b>						
59030	4-1/2"	Flush	2-3/4"	1-3/4"	Clamshell	6/36
59031	9"	Flush	2-3/4"	1-3/4"	Clamshell	6/36

CODE	SIZE	STYLE	BACKSET	THICKNESS	PACKAGE	PACK
<b>STAINLESS STEEL FINISH – INSET</b>						
59027	4-1/2"	Inset	2-3/4"	1-3/8"	Clamshell	6/36
<b>BRASS FINISH – INSET</b>						
59002	9"	Inset	2-3/8"	1-3/4"	Box	10/40
59003	9"	Inset	2-3/8"	1-3/8"	Box	10/40
59012	4-1/2"	Inset	2-3/8"	1-3/4"	Box	10/40
59013	4-1/2"	Inset	2-3/8"	1-3/8"	Box	10/40


### Combo Door Protector

For lockset & deadbolt



CODE	SIZE	STYLE	BACKSET	THICKNESS	PACKAGE	PACK
<b>BRASS FINISH – FLUSH</b>						
59007	9"	Flush	2-3/4"	1-3/4"	Clamshell	6/36
59032	10-7/8"	Flush	2-3/8"	1-3/4"	Clamshell	4/24
<b>ANTIQU BRASS FINISH – FLUSH</b>						
59008	9"	Flush	2-3/4"	1-3/4"	Clamshell	6/36
<b>STAINLESS STEEL FINISH – FLUSH</b>						
59004	9"	Flush	2-3/4"	1-3/4"	Clamshell	6/36
<b>PAINTABLE – BEIGE PRIME – FLUSH</b>						
59026	9"	Flush	2-3/4"	1-3/4"	Clamshell	6/36

## DOOR GUARDS



Heavy duty;  
Allows for 4" maximum opening;  
Furnished with self tapping screws

CODE	MATERIAL	FINISH	PACKAGE	PACK
60892	Zinc	Brass/US3	Card	5/50
29002	Zinc	Chrome/US26	Card	6/120
29009	Zinc	Satin Nickel/US15	Card	6/120
29017	Zinc	Oil Rubbed Bronze	Card	6/120
29007	Zinc	Chrome/US26	Polybag w/UPC	25/100

## CHAIN DOOR GUARD – Heavy Duty



Furnished with self tapping screws

CODE	MATERIAL	FINISH	PACKAGE	PACK
29010	Steel	Brass/US3	Card	6/144
29012	Steel	Chrome/US26	Card	6/144

## CHAIN DOOR GUARD – Light Duty



Furnished with self tapping screws

CODE	MATERIAL	FINISH	PACKAGE	PACK
60891	Steel	Brass/US3	Card	5/50
29021	Steel	Satin Nickel/US15	Card	6/144
29022	Steel	Oil Rubbed Bronze/US10B	Card	6/144
29020	Steel	Oil Rubbed Bronze/US10B	Card	20/100

## CHAIN DOOR GUARD – Solid Brass



Solid brass;  
Hardened plated steel chain;  
Furnished with self-tapping screws

**SOLID  
BRASS**

CODE	MATERIAL	FINISH	PACKAGE	PACK
29015	Solid Brass	Brass/US3	Card	6/144
29014	Solid Brass	Satin Nickel/US15	Card	6/144
29016	Solid Brass	Brass/US3	Polybag w/UPC	10/150

## CHAIN DOOR GUARD – Key Operated



Key operated chain door guard;  
Furnished with self-tapping screws

CODE	KEYWAY	FINISH	KEY	PACKAGE	PACK
44810	IN8	Brass/US3	KD	Card	6/96
44811	IN8	White/US3	KD	Card	6/96

## FLIP LOCK



Restricts access to closets or  
rooms for in-swing doors;  
Easily installs on door jamb

CODE	MATERIAL	FINISH	PACKAGE	PACK
58117	Steel	Brass/US3	Card	5/50
58116	Steel	Antique Brass/US5	Card	5/50

## DOOR ANCHOR BARS



Jamb plate locks through  
door frame into wall or studs;  
Tamperproof design without  
exposed screws

CODE	MATERIAL	FINISH	PACKAGE	PACK
06365	Steel	Brass/US3	Card	12/60
06360	Steel	White	Card	12/60
98603	Steel	Brass	Polybag w/UPC	10/80
98602	Steel	White	Polybag w/UPC	10/60

This is not a Chain Guard and does not allow for any opening. The bracket and chain only act as a storage hanger when anchor bolt is not in use.

## DOOR KNOCKERS - DELUXE SOLID BRASS



- Solid brass door viewer
- Lacquered finish
- Furnished with thru bolts

**SOLID BRASS**

CODE	FINISH	PACKAGE	PACK
43116	Satin Nickel/US15	Card	3/48

Overall size 3-3/4" x 7-1/4" w/160° viewer;  
1/2" installation hole;  
2 screws mount from inside door



Fit any Standard Door from  
1-1/8" to 2" Thick  
For Doors Between 1.25" - 2.0" Thick;  
w/160° viewer



CODE	FINISH	PACKAGE	PACK
162	Brass/US3	Card	1/12



Overall size 2-1/8" x 4-3/4";  
w/o viewer;  
2" by 5/8" name plate;  
1/2" viewer installation hole;  
2-1/4" center to center  
mounting hole position

CODE	FINISH	PACKAGE	PACK
43103	Brass/US3	Card	12/192



Overall size 2-3/4" x 5-1/2";  
w/180° viewer;  
9/16" installation Hole;  
3-9/16" center to center  
hole position

CODE	FINISH	PACKAGE	PACK
43231	Satin Nickel/US15	Card	12/120
43230	Brass/US3	Card	12/120
43235	Antique Brass/US5	Card	12/120
43201	Oil Rubbed Bronze/US10B	Polybag w/UPC	12/120
43202	Brass/US3	Polybag w/UPC	12/120
43203	Antique Brass/US5	Polybag w/UPC	12/120
43204	Chrome/US26	Polybag w/UPC	12/120
43205	Satin Nickel US15	Polybag w/UPC	12/120



Keystone shape

CODE	FINISH	PACKAGE	PACK
192SN	Satin Nickel/US15	Card	6/24
192	Brass/US3	Card	6/24

## DOOR VIEWERS



Plastic lens;  
Fits doors 1-5/8" to 2-11/16"  
thick (42mm – 68mm)

CODE	LENS ANGLE	INSTALLATION HOLE	FINISH	PACKAGE	PACK
94017	160°	1/2"	Brass/US3	Box	25/300



Plastic lens;  
Fits doors 1-3/8" to 2-1/4" thick

PREMIUM FINISH

CODE	LENS ANGLE	INSTALLATION HOLE	FINISH	PACKAGE	PACK
60914	160°	1/2"	Brass/US3	Card	5/100
94002	160°	1/2"	Satin Nickel/US15	Card	6/600
94016	160°	1/2"	Oil Rubbed Bronze/US10B	Box	5/600



Solid brass;  
Viewer fits doors 1-3/8" to 2";  
One glass & two resin lenses



CODE	LENS ANGLE	INSTALLATION HOLE	FINISH	PACKAGE	PACK
94012	160°	1/2"	Satin Chrome/ US26D	Box	12/600
94029	160°	1/2"	Brass USS	Carded	6/600



Solid brass;  
Viewer fits doors 1-3/8" to 2";  
One glass & two resin lenses  
90 minute UL rated



CODE	LENS ANGLE	INSTALLATION HOLE	FINISH	PACKAGE	PACK
94047	160°	1/2"	Satin Nickel/US15	Box	12/600
94048	160°	1/2"	Polished Brass/US3	Box	12/600
94049	160°	1/2"	Oil Rubbed Bronze/US10B	Box	12/600
94050	160°	1/2"	Antique Brass/US5	Box	12/600
94051	160°	1/2"	Satin Chrome/US26D	Box	12/600
94052	160°	1/2"	Black Nickel/US17A	Box	12/600



Solid brass; Glass lens;  
Privacy plate;  
7/8" Diameter viewer;  
Adjusts for doors from  
1-3/8" to 2-3/8"

CODE	LENS ANGLE	INSTALLATION HOLE	FINISH	PACKAGE	PACK
94020	160°	7/8"	Brass/US3	Box	6/240



Solid brass;  
Plastic lens;  
Viewer fits doors  
1-3/8" to 2-1/4"

PREMIUM FINISH

CODE	LENS ANGLE	INSTALLATION HOLE	FINISH	PACKAGE	PACK
94005	180°	9/16"	Brass/US3	Card	12/600
94010	180°	9/16"	Chrome/US26	Card	12/600
94026	180°	9/16"	Oil Rubbed Bronze/US10B	Box	5/600
94001	180°	9/16"	Satin Nickel/US15	Box	12/600



Plastic lens;  
Adjusts for doors  
from 1-3/8" to 2-3/8"

CODE	LENS ANGLE	INSTALLATION HOLE	FINISH	PACKAGE	PACK
60915	200°	5/8"	Brass/US3	Card	5/100
94025	200°	5/8"	Brass/US3	Card	12/480
94027	200°	5/8"	Brass/US3	Box	24/336



Zinc;  
Plastic lens;  
Fits doors 1-3/8" to 2-1/4"

CODE	LENS ANGLE	INSTALLATION HOLE	FINISH	PACKAGE	PACK
94007	180°	9/16"	Brass/US3	Card	12/600
94024	180°	9/16"	Oil Rubbed Bronze/US10B	Card	5/600
94022	180°	9/16"	Satin Nickel/US15	Card	5/600
94009	180°	9/16"	Chrome/US26	Card	12/600
94021	180°	9/16"	Dull Chrome/US26D	Card	5/600
94008	180°	9/16"	Brass/US3	Box	12/600
94027	180°	9/16"	Chrome/US26	Box	24/336

## FILLER PLATE



Countersunk holes;  
Furnished w/screws

CODE	SIZE	FINISH	PACKAGE	PACK
58161	2-1/4"H x 1-1/8"W	Grey	Card	6/120

## HOLE COVER PLATE




Steel cover plate  
for standard 2-1/8"  
diameter bore hole;  
2-5/8" diameter;  
Male & female  
plate with thru-bolt;  
Furnished screws

Code 98677

CODE	DOOR THICKNESS	FINISH	PACKAGE	PACK
58159	1-3/8" - 1-3/4"	Brass/US3	Card	6/120
59169	1-3/8" - 1-3/4"	Satin Nickel/US15	Card	6/120
58160	1-3/8" - 1-3/4"	Grey	Card	6/120
58395	1-3/8" - 1-3/4"	Brass/US3	Polybag w/UPC	6/252
58398	1-3/8" - 1-3/4"	Grey	Polybag w/UPC	6/252
98677	1-3/8" - 1-3/4"	Satin Chrome	Polybag w/UPC	10/120

## SCAR COVER PLATES



Heavy duty, one-piece  
construction;  
Changes 2-3/8" to  
2-3/4" backset;  
Overall diameter 3-1/2";  
Lockset 2-1/8" hole;  
Deadbolt 1-1/2" hole

CODE	TYPE	FINISH	PACKAGE	PACK
58393	Lockset	Brass/US3	Card	6/120
58399	Lockset	Satin Nickel/US15	Card	6/120
58396	Deadbolt	Brass/US3	Polybag w/UPC	6/720
58397	Deadbolt	Stainless Steel/US32	Polybag w/UPC	6/720


## DUMMY CYLINDER



Fits doors up to 2-1/8" thick;  
Cover plate included

CODE	SIZE	FINISH	PACKAGE	PACK
22000	1-7/8" O.D.	Brass/US3	Card	12/240

## DOOR ANCHOR BARS

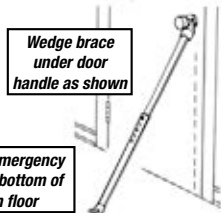


Holds 2" x 4" lumber

CODE	TYPE	FINISH	PACKAGE	PACK
95883	Closed	Zinc/US2	Bulk	10/50
95885	Open	Zinc/US2	Bulk	10/50

## BURGLAR BAR - SECURITY DOOR JAMB

Hard rubber floor pad;  
Telescoping adjustment;  
Compact for storage



Wedge brace  
under door  
handle as shown

Instant release for emergency  
situations: Kick the bottom of  
brace away from floor

CODE	FINISH	PACKAGE	PACK
39070	Chrome/US26	Card	6/18






## LATCH SHIELD

CODE	FINISH	PACKAGE	PACK
DG510	Brass / US3	Carded	6

Brass Plated;  
For Outward Opening Doors;  
Furniture With Carriage Bolts;



## RAISED CYLINDER

CODE	FINISH	PACKAGE	PACK
615	Black/Baked Enamel	Carded	12


Visual Pack;  
Black/Baked Enamel;  
Designed to be used w/Jimmy Guard;  
Furnished With Carriage Bolts;



## FLAT CYLINDER PLATE

CODE	FINISH	PACKAGE	PACK
613	Brass / US3	Carded	12

Visual Pack;  
Used with Flush Cylinders;  
Furnished With Carriage Bolts;



## RAISED CYLINDER PLATE

CODE	FINISH	PACKAGE	PACK
614BL	Black	Carded	12

Visual Pack;  
With a Raised Rose and Cylinder;  
Furnished With Carriage Bolts;

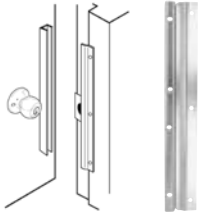
## 30" JIMMY BAR SOLID STEEL

CODE	FINISH	PACKAGE	PACK
616	Black	Carded	12

Angle Iron Measures 1/8"  
Dim.: 30" x 3/4" x 3/4"



## DOOR LATCH PROTECTORS



In-swinging door;  
Tough steel construction;  
Interlocks door & frame;  
Furnished w/ 4 Phillips head  
screws, 3 Security fasteners,  
2 Short pan head screws

CODE	SIZE	FINISH	PACKAGE	PACK
59044	12"	Brass/US3	Card	3/48
59045	12"	Silver Painted	Card	3/48



### Single Door

Outswinging door; Use with  
key-in-knob and mortise locks;  
Solid one piece heavy gauge steel;  
Powder coated weather resistant finish;  
Furnished w/carriage bolts  
and cap nuts.

CODE	SIZE	MATERIAL	FINISH	PACKAGE	PACK
59050	3"W x 11"L	Steel	Aluminum	Polybag w/UPC	3/48
59051	3"W x 11"L	Steel	Bronze	Polybag w/UPC	3/60



Commercial type;  
12 Gauge .104 steel;  
2-1/8" W x 6"L for key-in-knob locks;  
2-1/8" W x 10" L for mortise locks;  
Concealed welded studs w/fasteners

CODE	MATERIAL	SIZE	FINISH	PACKAGE	PACK
59039	Steel	6"	Stainless Steel/US32	Card	3/48
59041	Steel	10"	Stainless Steel/US32	Card	12/48



Short door latch protectors; 12 Gauge  
.104 steel; For out-swinging doors;  
Plastic coated baked on finish; May  
be used on hollow, metal door frames  
using ASA strike plate; Furnished w/  
washers, carriage bolts and cap nuts

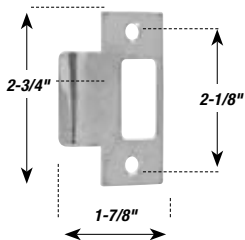
CODE	MATERIAL	SIZE	FINISH	PACKAGE	PACK
59042	Steel	3"W x 6"L	Silver	Card	3/48
59043	Steel	3"W x 6"L	Duro Bronze	Card	3/48



12 Gauge .104 steel;  
For outswinging doors with  
key-in-knob sets;  
Furnished w/washers,  
carriage bolts and cap nuts

CODE	SIZE	FINISH	PACKAGE	PACK
59038	2-3/4"W x 7"L	Polished Brass/US3	Card	3/48

## STRIKE PLATES - LATCHBOLT STRIKE PLATES



Cylindrical latchbolt  
"T" strike plates;  
Furnished w/screws

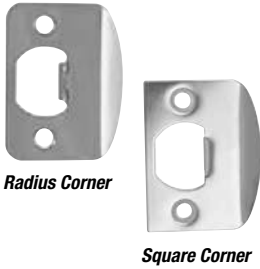
CODE	FINISH	PACKAGE	PACK
58154	Brass/US3	Card	6/120
72016	Brass/US3	Polybag w/UPC	20/200
72018	Stainless Steel/US32	Polybag w/UPC	20/200



Adjustable latchbolt  
strike plate;  
Packageed w/ shims  
and screws

CODE	SIZE	FINISH	PACKAGE	PACK
58115	4-7/8" x 1-5/16"	Brass/US3	Card	6/120
58111	2-3/4" x 2"	Brass/US3	Card	6/120
58112	2-3/4" x 2-1/2"	Brass/US3	Card	6/120
58118R1	2-3/4" x 1-5/16"	Brass/US3	Card	6/120
58119	2-3/4" x 1-5/16"	Satin Nickel/US15	Card	6/120
58120	2-3/4" x 1-5/16"	Oil Rubbed Bronze	Card	6/120

## LOCKSET STRIKES



Universal size latchbolt strike plates;  
Adjustable tang;  
Overall dimensions:  
2-1/4" H x 1-1/4" W w/o tab;  
Packaged with screws  
(58102 and 58104 w/o screws)

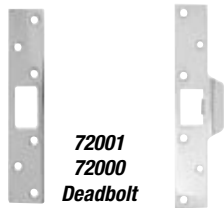
CODE	CORNER	FINISH	PACKAGE	PACK
58100	Square	Brass/US3	Polybag w/UPC	100/400
58150R1	Radius	Brass/US3	2/Blister Card	6/120
58169	Radius	Satin Nickel/US15	2/Blister Card	6/120
58104R1	Radius	Brass/US3	Polybag w/UPC	10/600
58102	Radius	Antique Brass/US5	Polybag w/UPC	10/600
58113R1	Radius	Antique Brass/US5	2/Blister Card	6/120
58108R1	Radius	Polished Chrome/US26	2/Blister Card	6/120



ASA Strike; ANSI prep;  
4-7/8" x 1-7/8" x 3/32";  
Curved Lip: L to C 1-1/4";  
2 Countersunk mounting holes;  
Furnished w/screws;

CODE	MATERIAL	FINISH	PACKAGE	PACK
72010	Steel	Brass/US3	Card	6/120
72015	Steel	Satin Chrome/US26	Card	6/120

## DEADBOLT STRIKE PLATES



72001 and 72000: High security  
strike plate furnished with extra  
long 2" screws;  
58163: two 2-1/4" screws,  
four 3" Screws

CODE	MATERIAL	SIZE	FINISH	PACKAGE	PACK
72000	Steel	6"H x 1"W	Brass/ US3	Card	6/144
58163	Steel	8"H x 1-1/4"W	Brass/ US3	Card	6/120
72001	Steel	6"H x 1"W	Satin Nickel/ US15	Card	6/144



Countersunk holes;  
Furnished w/screws;  
two 1-1/4" screws,  
two 3" screws

CODE	CORNER	SIZE	FINISH	PACKAGE	PACK
58156	Square	3-5/8"H x 1-1/4"W	Brass/US3	Blister Card	6/120
58166	Square	3-5/8"H x 1-1/4"W	Satin Nickel/ US15	Blister Card	6/120



Large lip;  
Furnished w/screws

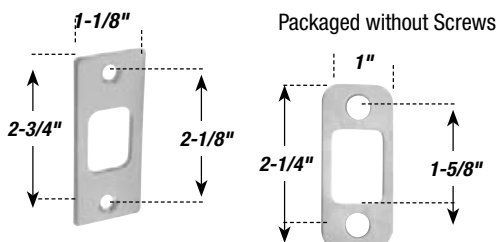
CODE	MATERIAL	FINISH	PACKAGE	PACK
58152	Steel	Brass/US3	Card	6/120
58151	Steel	Chrome/US26	Card	6/120
58164	Steel	Satin Nickel/US15	Card	6/120
58165	Steel	Oil Rubbed Bronze/US10B	Card	6/120

## BOX STRIKE



Heavy duty security;  
Countersunk hole;  
Furnished w/screws

CODE	SIZE	FINISH	PACKAGE	PACK
58155	4-7/8" H x 1-1/4 W	Brass/US3	Blister Card	6/120



CODE	CORNER	FINISH	PACKAGE	PACK
58167	Radius	Brass/US3	Card	10/600
58168	Radius	Satin Nickel/US15	Card	10/600
58085R1	Radius	Brass/US3	Polybag w/UPC	10/600
58103	Square	Brass/US3	Polybag w/UPC	10/300
58101	Square	Antique Brass/US5	Polybag w/UPC	150/600

## SASH LOCKS - CLAMP STYLE



Furnished w/screws



CODE	MATERIAL	FINISH	PACKAGE	PACK
60903	Steel	Brass	Card	10/10
60902	Steel	Antique Brass	Card	10/100
60888	Steel	White	Card	10/100
46005	Steel	Brass	Polybag	50/400



### Spring Action

Furnished w/screws

CODE	MATERIAL	FINISH	PACKAGE	PACK
46000	Zinc	Brass	Polybag	50/500
46009	Steel	Brass	4/Polybag	12/96



Solid brass;  
Furnished w/screws

**SOLID  
BRASS**

CODE	MATERIAL	FINISH	PACKAGE	PACK
46176	Solid Brass	Brass	Polybag	20/160
46175	Solid Brass	Polished Chrome	Polybag	20/160



### Cam-Action

Furnished w/screws

CODE	MATERIAL	FINISH	PACKAGE	PACK
60901	Steel	Brass	Card	10/100
46010	Steel	Brass	Polybag	50/250



### Safety Tab

Squeeze locking tab;  
Furnished w/screws

CODE	FINISH	PACKAGE	PACK
58157	Brass	Blister Card	12/120
58158	White	Blister Card	12/120



### Sweep Style

Latch engages the fixed  
rail to lock window

CODE	MATERIAL	FINISH	PACKAGE	PACK
46093	Metal	Black	2/Polybag	50
46094	Metal	Black	1/Carded	6/120

## WINDOW LOCK



### Key Operated

Furnished w/screws

CODE	FINISH	KEYED	PACKAGE	PACK
46015	Brass	KA	Card	12/120
46017	White	KA	Card	6/120

## CASEMENT WINDOW FASTENERS



Full 360° swivel handle;  
Overall plate size:  
1-1/8" W x 2"H; 9/16" Throw;  
Furnished w/ two keepers, one  
surface, one mortise & screws

CODE	MATERIAL	FINISH	PACKAGE	PACK
27100	Zinc	Brass	Polybag	5/200
98609	Zinc	Brass	2/Polybag	1/100

## WINDOW LIFT



2-Hole screw mount;  
Overall size:  
1-11/16" x 1-5/16";  
Furnished w/screws

SOLID  
BRASS

CODE	MATERIAL	FINISH	PACKAGE	PACK
43314	Solid Brass	Brass	Polybag	50/400

## SASH LIFT



4 Hole screw mount;  
Furnished w/screws

CODE	MATERIAL	SIZE	FINISH	PACKAGE	PACK
60904	Zinc	4"	Brass	Card	5/100
60905	Zinc	4"	Antique Brass	Card	5/100

## WINDOW OPERATORS



### JALOUSIE

Fits all jalousie windows and doors;  
4" Standard aluminum link arm;  
Hardened precision gears;  
3-7/8" & 4-3/4" mounting hole centers;  
Staked on operating T-handle;  
Furnished w/screws

CODE	MATERIAL	FINISH	PACKAGE	PACK
53400	Zinc	White	Polybag	24/96
53401	Zinc	Aluminum	Polybag	6/96



### JALOUSIE KIT

For all jalousie type windows & doors;  
Kit Includes: 1 Universal operator with  
attached T-handle, 4 Machine screws,  
4 Nuts, 1 Calibrated arm for lengths of 3",  
3-1/2", 4" & 4-1/2", 1 Link screw,  
1 Shoulder screw, 1 Nylon bushing,  
4 Sheet metal screws

CODE	MATERIAL	FINISH	PACKAGE	PACK
41100	Zinc	Aluminum	Card	6/48
41105	Zinc	White	Card	6/198



### AWNING

Replaces most popular type operators;  
3/8" Gear bore & 3-1/2" link arm;  
Furnished w/ connecting link,  
crank handle, & screws

CODE	MATERIAL	FINISH	HAND	PACKAGE	PACK
53450	Zinc	Aluminum	Left	Card	6/36
53455	Zinc	Aluminum	Right	Card	6/36

Left Hand Shown

## CASEMENT WINDOW ADJUSTER



Heavy gauge; Knurled thumb turn knob locking mechanism;  
3/8" Thick arm with swivel end bracket;  
Adjustable openings up to 90°;  
Furnished w/ installation screws

**SOLID BRASS**

CODE	MATERIAL	SIZE	FINISH	PACKAGE	PACK
01790	Solid Brass	10"	Brass	Polybag	3/48
01795	Solid Brass	12-1/4"	Brass	Polybag	12/48

## WINDOW TILT LATCH



2-5/16" hole center;  
one pair per polybag;  
packaged w/o screws

CODE	MATERIAL	FINISH	PACKAGE	PACK
41971	Nylon Plastic	White	Polybag	10/500

## SOLID BAR PULL HANDLE — OR SASH LIFT



Features 4-hole screw mounting;  
Furnished w/screws

CODE	MATERIAL	FINISH	HAND	PACKAGE	PACK
43500	Zinc	4"	Brass	Polybag	25/600
43505	Zinc	4"	Brass	Polybag	50/400

## SLIDING DOOR FLUSH PULLEY



Face plate overall size: 4-1/2"L x 1"W;  
Wheel diameter: 2-1/32"

**WHEEL PACKAGED**

CODE	MATERIAL	FINISH	PACKAGE	PACK
97168	Steel	Zinc	Bulk	20/200

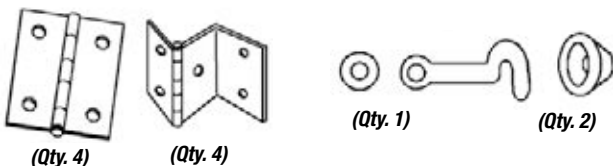
## WINDOW SASH TENSION SPRING



For double hung windows;  
Rust resistant heavy gauge steel;  
Replaces broken sash cord.

CODE	MATERIAL	FINISH	PACKAGE	PACK
68500	Steel	Zinc	Card	12/240

## SHUTTER HARDWARE



CODE	FINISH	PACKAGE	PACK
66000	Brass	Polybag	6/96

### 4 Panel Shutters Hardware Set

Set includes 4 mounting hinges,  
36 screws, 1 latch with 2 screws,  
2 knobs with 2 screws, 4 interpanel hinges, hook/eye & pull knob



### Shutter Hinges

Furnished w/screws;  
Sold in pairs

CODE	FINISH	PACKAGE	PACK
96737	Zinc	Polybag w/ UPC	12/120

### TRACK LOCKS



Fits all sliding metal door  
and window frames;  
Thumb screw locking



CODE	FINISH	PACKAGE	PACK
48000	Aluminum Mill	Bulk	100/1200
48001	White	Blister Card	6/288



### Vinyl Lining

Contains wear resistant vinyl  
to prevent scratching;  
Thumb screw locking

CODE	FINISH	PACKAGE	PACK
46103	Aluminum	Card	12/288



### Vice-Like Grip

Vise-like grip prevents  
prying window or door open

CODE	FINISH	PACKAGE	PACK
48002	Aluminum	Card	12/96



### Plunger Type

Push button cylinder locking operation;  
3/8" Hole required for bolt;  
Easily locked by pushing in cylinder;  
Furnished w/screws

CODE	KEYING	FINISH	PACKAGE	PACK
44913	KA	Aluminum	Card	6/120
46121	No Key	White	Card	6/120
46128	No Key	Aluminum	Card	6/120

### SLIDING PATIO DOOR BAR LOCK



Makes all sliding glass doors  
jimmyproof; Self-storing; Fits  
up to 48" wide; Swings 90° &  
folds out-of-the way when not in  
use; Overall length 48" long with  
end cap; 5/8" Square extruded  
aluminum tubing; Easily cut  
with hacksaw to fit narrow  
doors & windows; Furnished w/  
installation hardware package  
and hinge bracket.

CODE	MATERIAL	FINISH	PACKAGE	PACK
44900	Aluminum	Satin	Blister Card	12
44905	Aluminum	White	Blister Card	12
44910	Aluminum	Bronze	Blister Card	12
44901	Aluminum	Satin	Bulk	24

#### REPLACEMENT KIT

99095	Aluminum	—	Polybag	1/500
-------	----------	---	---------	-------

### SECURITY NIGHT LOCK PINS



For sliding aluminum patio doors;  
1/4" Diameter knurled head;  
Case hardened;  
Furnished w/ 7-1/2" nickel plated  
link chain, hanger, bracket, retainer  
cap and screw;  
Overall length: 3-3/8"

CODE	FINISH	PACKAGE	PACK
57000	Nickel	Polybag	100/1200
57002	Nickel	Card	6/240

## PATIO DOOR LOCK KEEPER

Fits most patio locks;  
Adjustable with elongated holes;  
2-3/4" long x 3/4" wide;  
Furnished w/screws



CODE	MATERIAL	FINISH	PACKAGE	PACK
41021	Zinc	Chrome	Polybag	50/1000

## SCREEN DOOR LOCK

Outside pull, inside lock and keeper



CODE	MATERIAL	FINISH	PACKAGE	PACK
45006	1-3/4" W x 3" L	Black	Card	12/96

## PATIO DOOR LOCKS

Flush mount; 7-1/4" L x 7/8" W  
with 6-5/8" hole centers; Fits 7"  
cut-out;  
Outside with knock-out plug;  
Furnished w/ installation screws  
& standard lock keeper;  
2 Keys w/ keyplug



CODE	MATERIAL	TYPE	FINISH	PACKAGE	PACK
<b>NITE LATCH</b>					
44881	Zinc	w/ Keyplug	Chrome	Box	1/96
<b>NO LATCH</b>					
44873	Zinc	w/o Keyplug	Chrome	Box	1/96
44870	Zinc	w/Keyplug	Chrome	Box	1/96

## KEY PLUG CYLINDER

Fits sliding door locks:  
Codes 44873, 44871, 44881,  
44878, & 44870;  
Tailpiece: 1/8" diameter;  
Wafer cylinder;  
Furnished w/ 2 keys



CODE	KEYED	KEYWAY	O.D.	PACKAGE	PACK
58420	KD	B-1	1"	Polybag	10/750
58422	KD	B-1	1-1/8"	Polybag	10/750

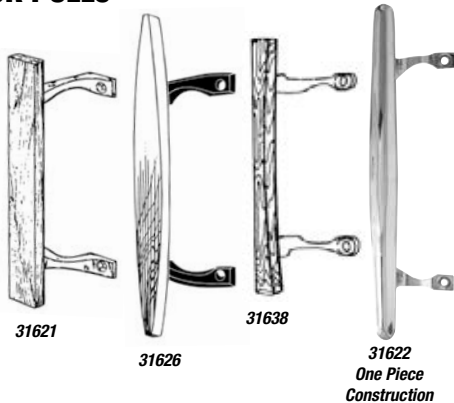
## SLIDING PATIO DOOR FOOT LOCK

Step-lock; Locks in open position



CODE	MATERIAL	FINISH	PACKAGE	PACK
45000	Zinc	Aluminum	Card	12/192

## SLIDING DOOR PULLS



CODE	HANDLE	O.L.	HOLE CENTER	PACKAGE	PACK
31621	Teakwood	9"	6-5/8"	Polybag	12/96
31638	Teakwood	10"	6-5/8"	Polybag	10/60
31626	Teakwood	11"	6-5/8"	Polybag	10/60
31622	Chrome	10"	6-5/8"	Polybag	12/96

Zinc die cast mounting brackets;  
Weather resistant finish;  
Fits most patio doors;  
Furnished w/ installation screws

## HINGE PIN DOOR CLOSER



For interior doors up to 60 lbs.;  
Spring tension adjustable  
with wrench;  
Fits 3" and 3-1/2" hinges

CODE	FINISH	PACKAGE	PACK
16165	Brass/US3	Card	10/100

## HAND RAIL BRACKETS



### Heavy Duty

2-piece zinc construction;  
Furnished w/screws

CODE	FINISH	PACKAGE	PACK
11036	Satin Nickel/US15	Card	5/50
11037	Oil Rubbed Bronze/US10B	Card	5/50
11008	Brass/US3	Polybag w/UPC	25/200
11011	Satin Nickel/US15	Polybag w/UPC	25/200



### Standard Duty

2-piece zinc construction;  
Steel under side strap bracket;  
Furnished w/screws

CODE	FINISH	PACKAGE	PACK
61005	Brass/US3	Card	5/50
61006	Antique Brass/US5	Card	5/50
11000R2	Brass/US3	Polybag w/UPC	50/200
11006	Antique Brass/US5	Polybag w/UPC	50/200
11018	Dull Chrome/US26D	Polybag w/UPC	50/200
61730	Brass/US3	Polybag w/UPC, Cut Case	30/180
61733	Antique Brass/US5	Polybag w/UPC, Cut Case	30/180
61735	Antique Pewter/US17A	Polybag w/UPC, Cut Case	30/180
61732	Oil Rubbed Bronze/US10B	Polybag w/UPC, Cut Case	30/180
61734	Chrome/US26	Polybag w/UPC, Cut Case	30/180
61731	Satin Nickel/US15	Polybag w/UPC, Cut Case	30/180
61736	White	Polybag w/UPC, Cut Case	30/180

Three Hole  
2.5"  
Projection



1 piece zinc construction;  
For commercial or  
residential use;  
Furnished w/screws

One Hole  
2.65"  
Projection



11022

CODE	HOLE	FINISH	PACKAGE	PACK
11022	One	Brass/US3	Polybag w/UPC	10/100
11001	Three	Brass/US3	Polybag w/UPC	10/240
11003	Three	Grey Enamel	Polybag w/UPC	10/200
11007	Three	Dull Chrome/US26D	Polybag w/UPC	10/240
11009	Three	Satin Nickel/US15	Polybag w/UPC	10/240
11016	Three	Oil Rubbed	Polybag w/UPC	10/240

## DOOR CHIME & VIEWER



Non-Electric; White body;  
180° Lens Angle;  
One-way door viewer;  
Two note mechanical  
audible door chime;  
Inside safety shutter  
mechanism  
No Wiring No Batteries No  
Electricity

CODE	FINISH	DOOR SIZE	PACKAGE	PACK
97476	Brass/US3	1-1/8" x 2"	Display Box	1/24
97477	Dull Chrome/ US26D	1-1/8" x 2"	Display Box	1/24

## DOORBELL



### Non-Electric

Thumb turn door bell; Fits all doors: 1-3/8" to 2" thick; 5/16" Square connecting shaft; Installs with a 5/16" hole; Outside plate surface mounts with two screws;  
Specifications: Outside turn plate: 1-5/8" x 3-3/4" Inside bell diameter: 3"

CODE	FINISH	PACKAGE	PACK
03200	Brass/US3	Card	6/48

## MAILBOX



10215

Heavy gauge black plastic body; Top loading waterproof flap; Hasp eye for use with padlock (padlock not included); Furnished w/screws





10225

CODE	MATERIAL	SIZE	PACKAGE	PACK
10215	Plastic	6" W x 12-1/2" H	Box	1/12
10225	Plastic	12" W x 7-7/8" H	Box	1/6

## MAILBOX LOCKS

- Zinc/Nickel Plated
- Furnished w/ 2 Different Offset Cams and 2 Keys
- Carded



CODE	FUNCTION	PACKAGE	PACK
127/5	Bommer* Key w/ 5 Cams	Carded	12
157C	Hudson* Key w/Lock Nut	Carded	12
155P	ESP* Key w/Lock Nut	Carded	12

CODE	SIZE	KEYED	FINISH	PACKAGE	PACK
3001	5/8"	KD	Zinc / Nickel	Carded	12/144

## DISC TUMBLER CAM LOCKS



- For apartment house type mailboxes
- 90° Open cam turn
- Adjustable thumb nut

Key removable in locked positions only; Furnished w/3 different offset cams and 2 keys

CODE	SIZE	FINISH	KEYED	PACKAGE	PACK
44603	3/4"	Chrome/US26	KD	Card	12/240
44604	3/4"	Chrome/US26	KD	Polybag w/UPC	12/240



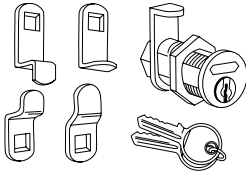
Zinc;  
Furnished w/ 2 cams (straight and offset) and 2 keys

CODE	SIZE	FINISH	KEYED	PACKAGE	PACK
43800	5/8"	Nickel/US14	KD	Card	12/120
43805	5/8"	Nickel/US14	KA	Card	12/120
43813	7/8"	Nickel/US14	KD	Card	12/240
43807	5/8"	Nickel/US14	KA	Polybag w/UPC	12/360
43810	5/8"	Nickel/US14	KD	Polybag w/UPC	12/360



Zinc alloy pin tumbler;  
Furnished w/5 different offset cams and 2 keys HL1

CODE	SIZE	FINISH	KEYED	PACKAGE	PACK
44606	3/4"	Chrome/US26	KD	Card	12/240
44607	3/4"	Chrome/US26	KD	Polybag w/UPC	12/240



Zinc alloy pin tumbler;  
Furnished w/ 5 different  
offset cams and 2 keys HL1

CODE	SIZE	FINISH	KEYED	PACKAGE	PACK
97492	Multi	Brass/US3	KD	Polybag w/UPC	12/240
96930	Multi	Dull Chrome/ US26D	KD	Polybag w/UPC	12/240



Steel construction; Overall size:  
1-1/2" W x 1-3/4" H; Furnished  
w/2 keys; T146 key blank

CODE	FINISH	KEYED	PACKAGE	PACK
44600	Brass/US3	KD	Card	12/300

## LETTER SLOTS

### Screen & Storm Doors



Push-in spring loaded flap;  
Outside: 8-1/4" x 2-5/8";  
Inside: 6-1/4" x 1-1/2";  
Meets postal regulations;  
Furnished w/ nuts & bolts

CODE	MATERIAL	FINISH	PACKAGE	PACK
67040	Aluminum	Anodized	Polybag w/UPC	6/288
67045	Aluminum	White	Polybag w/UPC	6/288
67050	Aluminum	Black	Polybag w/UPC	6/288



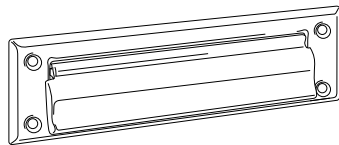
Full hinged spring loaded  
single gravity flap;  
Outside: 3" x 13";  
Inside opening:  
1-5/8" x 11-1/2"

CODE	MATERIAL	FINISH	PACKAGE	PACK
67107	Aluminum	Brass/US3	Box	5/25
67108	Aluminum	Satin	Box	5/25



Spring loaded flap opening;  
Outside: 3" x 10";  
Inside opening:  
1-5/8" x 7-3/4"  
Polished brass finish;  
Openings conform  
to postal regulations;  
Furnished w/matching inside  
trim plate and screws

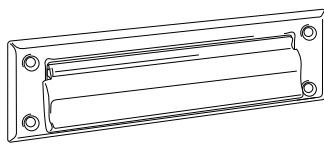
CODE	MATERIAL	FINISH	PACKAGE	PACK
<b>SINGLE FLAP: OUTSIDE</b>				
67100	Steel	Brass/US3	Polybag w/UPC	6/72
<b>DOUBLE FLAP: INSIDE &amp; OUTSIDE</b>				
67105	Steel	Brass/US3	Polybag w/UPC	6/48



Solid brass magazine slot;  
Includes covered backplate;  
Polybag package w/o screws;

**SOLID  
BRASS**

CODE	SIZE	OPENING	FINISH	PACKAGE	PACK
67030	3-1/2" x 13"	2-1/2" x 11"	Brass/US3	Polybag w/ UPC	6/24



Deluxe solid brass;  
Fully hinged spring loaded  
single or double gravity flap;  
Openings conform  
to postal regulations;  
Furnished w/screws

**SOLID  
BRASS**

CODE	MATERIAL	FINISH	PACKAGE	PACK
<b>3" X 10" OUTSIDE FLAP WITH INSIDE FRAME</b>				
67022	Solid Brass	Brass/US3	Box	3/48
<b>3" X 10" OUTSIDE &amp; INSIDE FLAPS</b>				
67023	Solid Brass	Brass/US3	Box	3/36
67024	Solid Brass	Antique Brass/US5	Box	3/45
67021	Solid Brass	Satin Nickel/US15	Box	3/48
<b>2-5/16" X 13" OUTSIDE FLAP WITH INSIDE FRAME</b>				
67027	Solid Brass	Brass/US3	Box	3/24
67034	Solid Brass	Satin Nickel/US15	Card	5/30



### DOOR SLEEVE

Furnished w/screws

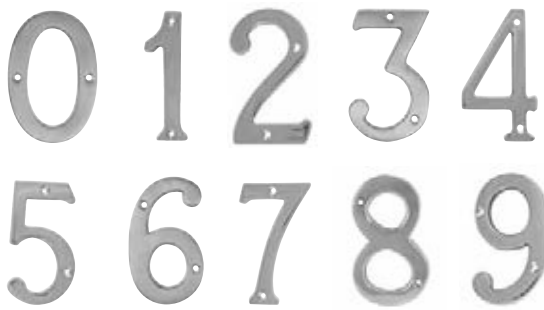
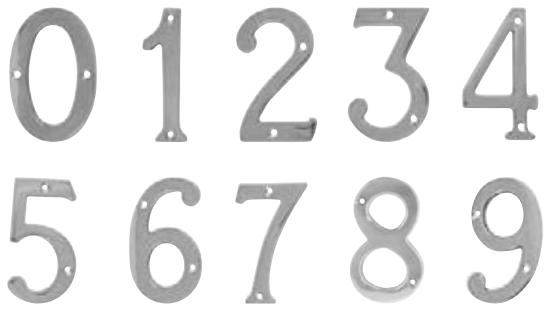
CODE	MATERIAL	SIZE	PACKAGE	PACK
67060	Stainless Steel	8-1/8" x 2"	Box	5/25
67062	Stainless Steel	11-3/8" x 2-5/8"	Box	5/25



## HOUSE NUMBERS

Solid brass;  
Anti-tarnish lacquer finish;  
Furnished w/ solid brass screws

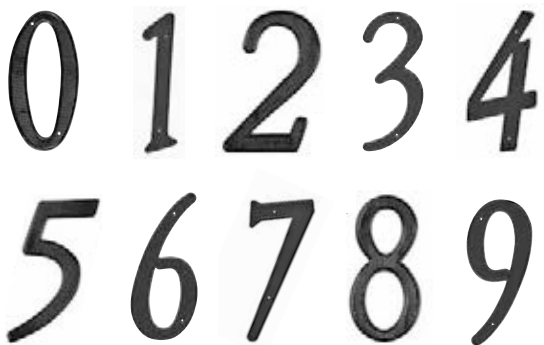
**SOLID BRASS** **PREMIUM FINISH**



HOUSE #	SIZE	BRASS/US3	PACKAGE	PACK
0	4"	53000	Card	6/198
1	4"	53005	Card	6/198
2	4"	53010	Card	6/198
3	4"	53015	Card	6/198
4	4"	53020	Card	6/198
5	4"	53025	Card	6/198
6	4"	53030	Card	6/198
7	4"	53035	Card	6/198
8	4"	53040	Card	6/198
9	4"	53045	Card	6/198

HOUSE #	SIZE	SATIN NICKEL/US15	PACKAGE	PACK
0	4"	53130	Card	5/100
1	4"	53131	Card	5/100
2	4"	53132	Card	5/100
3	4"	53133	Card	5/100
4	4"	53134	Card	5/100
5	4"	53135	Card	5/100
6	4"	53136	Card	5/100
7	4"	53137	Card	5/100
8	4"	53138	Card	5/100
9	4"	53139	Card	5/100

Zinc;  
Rustproof, weatherproof;  
Furnished w/ brass nails



HOUSE #	SIZE	BRASS PLATED/US3	PACKAGE	PACK
0	4"	52000	Card	12/600
1	4"	52005	Card	12/600
2	4"	52010	Card	12/600
3	4"	52015	Card	12/600
4	4"	52020	Card	12/600
5	4"	52025	Card	12/600
6	4"	52030	Card	12/600
7	4"	52035	Card	12/600
8	4"	52040	Card	12/600
9	4"	52045	Card	12/600

HOUSE #	SIZE	BLACK PAINTED	PACKAGE	PACK
0	4"	51900	Polybag w/UPC	12/600
1	4"	51905	Polybag w/UPC	12/600
2	4"	51910	Polybag w/UPC	12/600
3	4"	51915	Polybag w/UPC	12/600
4	4"	51920	Polybag w/UPC	12/600
5	4"	51925	Polybag w/UPC	12/600
6	4"	51930	Polybag w/UPC	12/600
7	4"	51935	Polybag w/UPC	12/600
8	4"	51940	Polybag w/UPC	12/600
9	4"	51945	Polybag w/UPC	12/600

## KICKPLATES

### Solid Brass

For commercial or residential door use;  
Protection for all types of surfaces;  
Heavy gauge .040 thick material;  
Furnished with sheet metal screws




SIZE	BRASS/ US3	ANTIQUE BRASS/ US5	OIL RUBBED BRONZE/ US10B	SATIN NICKEL/ US15	PACKAGE	PACK
6" x 34"	57835	—	—	—	Polybag w/UPC	3
6" x 36"	57840	—	—	—	Polybag w/UPC	3
8" x 34"	57850	57852	—	—	Polybag w/UPC	3
8" x 36"	57855	—	—	—	Polybag w/UPC	3
6" x 34"	—	—	—	57832	Box	3
8" x 34"	—	—	57854	—	Box	3

### Stainless Steel



SIZE	STAINLESS STEEL/US32	PACKAGE	PACK
8" x 34"	57875	Box	3

### Aluminum



SIZE	SATIN ANODIZED*	GOLD ANODIZED*	PACKAGE	PACK
6" x 30"	57867	—	Polybag w/UPC	3
6" x 32"	57800	—	Polybag w/UPC	3
6" x 34"	57805	—	Polybag w/UPC	3
6" x 36"	57810	—	Polybag w/UPC	3
8" x 30"	57813	—	Polybag w/UPC	3
8" x 32"	57815	—	Polybag w/UPC	3
8" x 34"	57820	57865	Polybag w/UPC	3
8" x 36"	57825	—	Polybag w/UPC	3

## DRIVE-IN BALL CATCHES



Adjustable tension ball;  
Bullet catch: 3/4" size;  
7/8" Body diameter with fins  
1-3/16" body length;  
1" Face with lip;  
1-3/8" x 2-1/8" Strike plate  
w/square and radius corners;  
Furnished w/screws  
except 07005




CODE	FINISH	PACKAGE	PACK
06981	Brass/US3	Polybag w/UPC	50/200
61760	Brass/US3	Polybag w/UPC, Bin Box	30/240
61763	Antique Brass/US5	Polybag w/UPC, Bin Box	30/240
61762	Oil Rubbed Bronze/US10B	Polybag w/UPC, Bin Box	30/240
61764	Chrome/US26	Polybag w/UPC, Bin Box	30/240
61761	Satin Nickel/US15	Polybag w/UPC, Bin Box	30/240
07033	Dull Chrome/US26D	Bulk	100/300
07008	Brass/US3	Bulk	300/—
BULLET CATCH (ONLY)			
07005	Brass/US3	Bulk	300/—
STRIKE PLATES			
58090	Brass/US3	Polybag w/UPC	50/500
58079	Oil Rubbed Bronze/US10B	Polybag w/UPC	100/500
58071	Satin Nickel/US15	Polybag w/UPC	100/500



Furnished w/ strike and nail

CODE	SIZE	FINISH	PACKAGE	PACK
96174	3/8"	Brass	Bulk	144/3456

## BALL CATCHES



Solid brass ball catch; Brass insert and solid brass strike; Radius corners; Threaded adjustable face plate; Furnished w/screws

**SOLID BRASS**

CODE	SIZE	FINISH	PACKAGE	PACK
07017	1"	Brass	Polybag w/UPC	6/120



Steel ball roller for positive tension application; Radius corners; Furnished w/screws

CODE	SIZE	FINISH	PACKAGE	PACK
06990	1"	Brass	Polybag w/UPC	50/300
06977	1"	Dull Chrome	Polybag w/UPC	50/300
06959	1"	Chrome	Polybag w/UPC	50/300


## SLIDING TUB AND SHOWER DOOR REPLACEMENT ROLLERS



Nylon wheels; Ball bearing axle with machine screws; Fits most sliding doors; Furnished with screws

CODE	O.D.	SIZE	FINISH	PACK
64550	7/8"	Convex	4/Card	12/240
64555	3/4"	Flat	4/Card	12/240

## CATCH STRIKE PLATE - 2.25" W



2.25" Wide Strike Plate; Can be used with any catch ball.

CODE	FINISH	PACKAGE	PACK
94313	Satin Nickel	Polybag w/UPC	100/500
94323	Orb	Polybag w/UPC	100/500

## FOOT BOLTS




### Heavy Duty

Designed for metal or wooden door;  
Spring motion for easy release;  
Foot release lever;  
Furnished w/ strike and screws

CODE	SIZE	FINISH	PACKAGE	PACK
60874	6"	Zinc	Card	5/50

## MORTISE FLUSH LEVERS

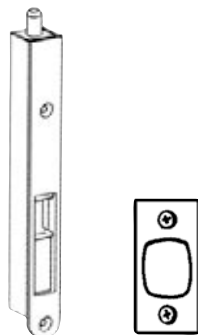


Radius Square

Solid brass construction;  
Mortise type with steel rod;  
Spring tension lever action;  
Face dimensions: 3/4" wide;  
1" Rod projection;  
Furnished w/ keepers and screws

SOLID BRASS

CODE (RADIUS)	CODE (SQUARE)	SIZE	FINISH	PACKAGE	PACK
06402	—	6"	Brass	Polybag	6/240
—	06400	6"	Brass	Polybag	12/240
—	06405	6"	Antique Brass	Polybag	12/240
06411	—	6"	Oil Rubbed Bronze	Polybag	6/240
—	06403	6"	Satin Nickel	Polybag	12/240
06408	—	6"	Dull Chrome	Polybag	12/240



Solid brass face plate, slide, strike and screws;  
Steel bolt and bolt case;  
Mortise type w/ steel rod;  
Closed side panels;  
Spring tension lever action;  
Face dimensions: 3/4" wide;  
7/16" High;  
5/8" Thick;  
1-1/4" Rod projection;  
Furnished w/ keepers and screws

CODE	FINISH	PACKAGE	PACK
06425	Brass	Polybag	10/100
06431	Antique Brass	Polybag	10/120
06432	Oil Rubbed Bronze	Polybag	10/120
06426	Chrome	Polybag	10/100
06428	Dull Chrome	Polybag	10/100
06429	Satin Nickel	Polybag	10/100

### STRIKES (ONLY)

CODE	FINISH	PACKAGE	PACK
58070	Brass	Polybag	100/1000
58072	Chrome	Polybag	100/1000
58074	Dull Chrome	Polybag	100/1000

## EXTENSION BOLT




Solid brass construction;  
Mortise flush bolt;  
Face size: 1" x 6-3/4" extruded brass;  
Solid brass throw 3/4";  
Flattened 1/2" round bolt head w/ 1" x 2" brass guide;  
12" Steel rod w/ 3/4" rod backset;  
Steel plated strike 15/16" x 2-1/4";  
Furnished w/screws

SOLID BRASS



CODE	SIZE	FINISH	PACKAGE	PACK
07025	12" Rod	Brass	Box	6/72
07026	12" Rod	Satin Chrome	Box	12/72

## DOOR STOPS



### Rigid Door Stops

Angle floor door stop;  
Hex base; Zinc;  
Cushion bumper tip;  
1" Projection

CODE	FINISH	PACKAGE	PACK
60993	Brass/US3	2/Card	10/100
60842	Brass/US3	Bulk	200



### Spring Door Stops

Flexible;  
Cushion bumper tip;  
3" Projection

CODE	FINISH	PACKAGE	PACK
69999	Brass/US3	2/Card	12/144
70084	Antique Brass/US5	2/Card	12/50
95748	Nickel/US14	1/Card	12/144
70030	Brass/US3	Polybag w/UPC	10/800
70000	Brass/US3	Polybag w/UPC	100/1000
70001	Antique Brass/US5	Polybag w/UPC	100/1000
70026	Satin Nickel/US15	Polybag w/UPC	100/1000
70002	Dull Chrome/US26D	Polybag w/UPC	100/1000
61700	Brass/US3	Polybag w/UPC, Cut case	50/750
61703	Antique Brass/US5	Polybag w/UPC, Cut case	50/750
61702	Oil Rubbed Bronze/US10B	Polybag w/UPC, Cut case	50/750
61701	Satin Nickel/US15	Polybag w/UPC, Cut case	50/750
61705	Chrome/US26	Polybag w/UPC, Cut case	50/750
61704	Antique Pewter/US17A	Polybag w/UPC, Cut case	50/750
61706	White/USP	Polybag w/UPC, Cut case	50/750



Flexible;  
Cushion bumper tip;  
Separate screw & base plate;  
3" projection;  
70051 4" Projection

CODE	FINISH	PACKAGE	PACK
60998	Brass/US3	2/Card	12/144
70044	Antique Brass/US5	Polybag w/UPC	10/800
70032	Satin Nickel/US15	Polybag w/UPC	100/1000
70051	Brass/US3	Polybag w/UPC	100/1000
70033	Oil Rubbed Bronze/US10B	Polybag w/UPC	100/1000
70010	Brass/US3	Bulk	100/1000
70050	Satin Nickel/US15	Bulk	50/750
70034	Antique Pewter/US17A	Bulk	50/750
70055	Chrome/US26	Bulk	50/750
70013	White/USP	Bulk	50/750

## DOOR STOPS *continued*



Heavy duty;  
Hex base;  
Zinc;  
Cushion bumper tip;  
4" Projection

CODE	FINISH	PACKAGE	PACK
70006	Brass/US3	Polybag w/UPC	25/600
70019	White/USP	Polybag w/UPC	25/600
70035	Brass/US3	Polybag w/UPC	10/600
70036	Dull Chrome/US26D	Polybag w/UPC	10/600



Extra Heavy duty;  
Zinc Cushion bumper tip;  
3" Projection

CODE	FINISH	PACKAGE	PACK
60996	Brass/US3	2/Card	10/100
60995	Antique Brass/US5	2/Card	5/120
70012	Brass/US3	Polybag w/UPC	50/400
70052	Satin Nickel/US15	Polybag w/UPC	50/400



### Rigid Door Stops

Heavy duty;  
Zinc;  
Cushion bumper tip;  
3" Projection

CODE	FINISH	PACKAGE	PACK
70069	Brass/US3	1/Card	5/50
70072	Oil Rubbed Bronze/US10B	1/Card	5/50
70073	Satin Nickel/US15	1/Card	5/50
70071	White/USP	1/Card	5/50



Hex base;  
Zinc;  
Cushion bumper tip;  
3" Projection

CODE	FINISH	PACKAGE	PACK
69996	Brass/US3	2/Card	12/144
70076	Antique Brass/US5	2/Card	5/50
70005	Brass/US3	Polybag w/UPC	50/750
70003	Antique Brass/US5	Polybag w/UPC	50/500
70025	Satin Nickel/US15	Polybag w/UPC	50/750
70024	Dull Chrome/US26D	Polybag w/UPC	50/750
61710	Brass/US3	Polybag w/UPC, Cut case	50/750
61713	Antique Brass/US5	Polybag w/UPC, Cut case	50/750
61712	Oil Rubbed Bronze/US10B	Polybag w/UPC, Cut case	50/750
61711	Satin Nickel/US15	Polybag w/UPC, Cut case	50/750
61715	Antique Brass/US5	Polybag w/UPC, Cut case	50/750
61714	Chrome/US26	Polybag w/UPC, Cut case	50/750
61716	White/USP	Polybag w/UPC, Cut case	50/750
96351	Nickel/US14	Bulk	25/1000

## DOOR STOPS *continued*



### Wedge Type Door Stop

Rubber Material

CODE	SIZE	COLOR	PACKAGE	PACK
36100	4-1/2"	Brown	2/Card	12/192
70097	5"	Brown	2/Card	5/500
70098	6"	Grey	1/Card	3/90
70094	5"	Brown	Bulk	20/500



### Hinge Pin Door Stops

Adjustable;  
Heavy duty;  
Zinc;  
Cushion bumper tips

CODE	FINISH	PACKAGE	PACK
70016	Brass/US3	Polybag w/UPC	20/480
70049	Oil Rubbed Bronze/US10B	Polybag w/UPC	20/480
70048	Satin Nickel/US15	Polybag w/UPC	20/480

## HINGE DOOR STOPS



Super strong alloy design;  
Patented

CODE	FINISH	PACKAGE	PACK
01212	Brass/US3	Polybag w/UPC	50/500
01211	Antique Brass/US5	Polybag w/UPC	50/500
01216	Oil Rubbed Bronze/US10B	Polybag w/UPC	50/500
01214	Satin Nickel/US15	Polybag w/UPC	50/500
01213	Chrome/US26	Polybag w/UPC	50/500



Adjustable;  
Standard duty;  
Zinc;  
Cushion bumper tip

\* In Bin Box

CODE	FINISH	PACKAGE	PACK
70057	Brass/US3	1/Card	5/50
70062	Oil Rubbed Bronze/US10B	1/Card	5/50
70061	Satin Nickel/US15	1/Card	5/50
70058	White/USP	1/Card	5/50
70015	Brass/US3	Polybag w/UPC	60/600
70014	Antique Brass/US5	Polybag w/UPC	60/600
70040	Oil Rubbed Bronze/US10B	Polybag w/UPC	60/600
70039	Satin Nickel/US15	Polybag w/UPC	60/600
70023	Dull Chrome/US26D	Polybag w/UPC	60/600
61720	Brass/US3	Polybag w/UPC*	50/500
61723	Antique Brass/US5	Polybag w/UPC*	50/500
61722	Oil Rubbed Bronze/US10B	Polybag w/UPC*	50/500
61721	Satin Nickel/US15	Polybag w/UPC*	50/500
61724	Chrome/US26	Polybag w/UPC*	50/500
61726	White/USP	Polybag w/UPC*	50/500



Adjustable;  
Extra heavy duty;  
Zinc;  
Cushion bumper tip

CODE	FINISH	PACKAGE	PACK
61000	Brass/US3	1/Card	10/100
60999	Antique Brass/US5	1/Card	10/100
70017	Brass/US3	Polybag w/UPC	50/200
70054	Satin Nickel/US15	Polybag w/UPC	50/200

## DOOR STOPS *continued*



### DROP DOWN DOOR HOLDERS

Aluminum;  
3 Hole bracket;  
Replaceable rubber foot  
(code 87005);  
Furnished w/screws

CODE	SIZE	FINISH	PACKAGE	PACK
35995	4"	Brass/US3	Polybag w/UPC	6/120



Heavy duty die cast;  
3 Hole bracket;  
Replaceable rubber foot  
(code 87005);  
Furnished w/screws

CODE	SIZE	FINISH	PACKAGE	PACK
36002	4"	Chrome/US26	Card	6/96
36007	4"	Brass/US3	Card	5/50
36009	4"	Bronze/US10	Card	6/96
96340	4"	Aluminum/US28	Card	10/120



Zinc die cast;  
4 Hole bracket;  
Replaceable rubber tip  
(code 87005);  
Furnished w/screws

CODE	SIZE	FINISH	PACKAGE	PACK
36005	5"	Brass/US3	Card	6/60
36000	5"	Aluminum/US28	Card	6/60
36010	5"	Bronze/US10	Card	6/60
36006	4"	Chrome/US26	Polybag w/UPC	6/60

## FLOOR MOUNT DOOR STOPS



Heavy duty aluminum;  
2-1/8" Base diameter;  
Furnished with anchors & screws

CODE	SIZE	FINISH	PACKAGE	PACK
71017	3" Projection	Dull Brass/US4B	Box	6/60
71019	3" Projection	Satin Aluminum/US28	Box	6



Heavy duty aluminum;  
2-1/8" base plate;  
3 Hole surface mount;  
Furnished with spindle,  
keeperand screws

CODE	SIZE	FINISH	PACKAGE	PACK
71016	3-5/8"	Aluminum/US28	Box	6/60
71018	3-5/8"	Dull Brass/US4B	Box	10/60

## DOOR STOP REPLACEMENT RUBBER TIPS



For drop down door stop replacement;  
Furnished w/screws

CODE	FITS CODE #	COLOR	PACKAGE	PACK
87020	Fits codes 36030, 36035	Black	Polybag w/UPC	5/200
87005	Fits codes 35995, 36005, 36006, 36008, 36010, 36000, 36002, 36007, 36009, 96340	Brown	Polybag w/UPC	10/1000
87007	For code 36015	Brown	Polybag w/UPC	10/250



For fit spring, or rigid stops;  
White rubber;  
cushion bumper tip



CODE	FINISH	PACK
87002	50 perPolybag w/UPC	10/100

## WALL MOUNT DOOR STOPS



Cast aluminum;  
2-1/2" Base flange;  
3 Hole surface mount;  
Furnished with screws

CODE	SIZE	FINISH	PACKAGE	PACK
71027	3-1/2"	Dull Brass/US4B	Box	6/60
71029	3-1/2"	Satin Aluminum/US28	Box	6/60



Cast aluminum;  
2-1/2" Base plate;  
3 Hole surface mount;  
Furnished with spindle,  
keeper and screws

CODE	SIZE	FINISH	PACKAGE	PACK
71024	3-1/2"	Aluminum/US28	Box	6/60

## TELESCOPIC DOOR HOLDER



Extra heavy duty;  
Foot operated telescopic spring;  
Furnished w/screws

CODE	SIZE	FINISH	PACKAGE	PACK
36030	8"	Aluminum/US28	Box	6/36
36035	8"	Bronze/US4B	Box	6/36

## DOME DOOR STOPS



Solid brass;  
Concealed screw mount;  
Vinyl bumper;  
Furnished w/ anchor and screw

SOLID  
BRASS

CODE	SIZE	OFFSET	FINISH	PACKAGE	PACK
71005	1-3/4" OD	1/8"	Brass/US3	Card	6/96
71007	1-3/4" OD	1/8"	Satin Chrome/US26D	Card	6/96
71010	1-3/4" OD	1/2"	Brass/US3	Card	6/96
71020	1-3/4" OD	1/2"	Satin Chrome/US26D	Card	12/120



Deluxe zinc;  
Concealed screw mount;  
Vinyl bumper;  
Furnished w/ anchor and screw

CODE	SIZE	OFFSET	FINISH	PACKAGE	PACK
71035	1-3/4" OD	3/16"	Brass/US3	Polybag w/UPC	12/240
71040	1-3/4" OD	3/16"	Satin Chrome/US26D	Polybag w/UPC	12/240



Aluminum;  
Vinyl bumper;  
Furnished with anchor and screws

CODE	SIZE	OFFSET	FINISH	PACKAGE	PACK
71022	1-5/8" OD	1/2"	Dull Chrome/US26D	Polybag w/UPC	20

## WALL MOUNT DOOR KNOB BUMPERS



Concave face;  
Grey vinyl bumper;  
Lacquered finish;  
Furnished with anchor and screw

CODE	SIZE	FINISH	PACKAGE	PACK
71000	1-7/8" OD	Brass/US3	Card	6/192
71006	1-7/8" OD	Satin Chrome/US26D	Card	6/192



2-3/8" OD



2-1/2" OD

Deluxe concave face;  
Grey vinyl bumper;  
Lacquered finish;  
Furnished with anchor and screw

CODE	SIZE	FINISH	PACKAGE	PACK
71001	2-3/8" OD	Brass/US3	Card	6/96
71003	2-3/8" OD	Satin Chrome/US26	Card	6/96
71025	2-1/2" OD	Brass/US3	Polybag w/UPC	12/192
71030	2-1/2" OD	Dull Chrome/US26D	Polybag w/UPC	12/192
71031	2-1/2" OD	Satin Nickel/US15	Polybag w/UPC	12/192

## WALL MOUNT DOOR KNOB BUMPERS *continued*



Convex face;  
Vinyl bumper;  
Stainless steel base;  
Furnished w/anchor and screws

CODE	SIZE	FINISH	PACKAGE	PACK
71036	2-1/2" OD	Dull Chrome/US26D	Polybag w/UPC	20/200



Convex face;  
Vinyl cushion;  
self stick adhesive backing;  
Furnished with screws

CODE	SIZE	COLOR	PACKAGE	PACK
71044	2-1/8" OD	Clear	Card	12/240
71042	2-1/8" OD	Clear	Polybag w/UPC	25/500
71043	2-1/8" OD	White	Polybag w/UPC	25/500

## WALL PROTECTOR PLATE



Self stick adhesive foam back;  
4-1/4" diameter

CODE	COLOR	PACKAGE	PACK
69909	White	1/Card	5/50
69908	Almond	1/Card	5/50
69905	Off White	Bulk	50/600



Self stick adhesive foam back;  
Beveled edge;  
Neutral white paintable finish;  
Hole Templates included;  
Self-Adhesive Ring

CODE	DIAMETER	FINISH	PACKAGE	PACK
57700	3-1/4"	Smooth	Card	10/1000
57705	5"	Smooth	Card	10/400
69911	3-1/4"	Texture	Card	10/1000
69910	5"	Texture	Card	10/400
57701	3"	Smooth	Bulk	100/1000
57706	5"	Smooth	Bulk	80/480

## DOOR HOLDERS



**Plastic Door Stop**  
2-1/4" overall diameter;  
1" height, self-adhesive

CODE	COLOR	PACKAGE	PACK
70090	White	2/Card	5/50



**Magnetic Door Holder**  
Heavy full circle magnet;  
3-1/8" Diameter projection;  
1-3/4" Diameter attach bracket;  
2" Diameter base;  
Dark brown

CODE	MATERIAL	PACKAGE	PACK
35900	ABS	Box	10/60

# ■ Padlocks

Guard<sup>®</sup> Security has been a market leader in portable locks for generations. Beyond the full line of laminated steel locks, secure brass padlocks, commercial grade steel and stainless steel locks, Guard<sup>®</sup> also features TSA travel locks, improved all weather locks and a broad selection of bike locks, cables and chains. The offering also includes the WordLock<sup>®</sup> brand of padlocks and bike locks that bring style, plus the convenience of easy-to-remember letter combinations to the consumer portable security market.



**KEYED PADLOCKS**



**Solid Brass**

Brass Pin Cylinder;  
Strong Hardened Chrome Plated  
Steel Shackle;  
Rust Proof Brass Body;  
Rubber Weather Seal;  
Clamshell Pack



CODE	SIZE	DESCRIPTION	SHACKLE HEIGHT	KEY-WAY	PACK
621	3/4"	Standard Shackle 1pk Single Lock	1/2"	-	12/480
621x2	3/4"	Standard Shackle 2pk	1/2"	-	12/240
621x4	3/4"	Standard Shackle 4pk	1/2"	-	12/72
622	1"	Standard Shackle	5/8"	M2	12/144
622LS	1"	Long Shackle	2"	M2	12/144
623	1-1/4"	Standard Shackle	3/4"	M1	12/144
623LS	1-1/4"	Long Shackle	2"	M1	12/144
624	1-1/2"	Standard Shackle	1"	M4	12/144
55140	1-1/2"	Standard Shackle Keyed Alike 2pk	1"	M4	6/48
624x4	1-1/2"	Standard Shackle Keyed Alike 4pk	1"	M4	6/24
624LS	1-1/2"	Long Shackle	2-1/2"	M4	6/72
625	1-3/4"	Standard Shackle	1-1/8"	M4	6/72
625LS	1-3/4"	Long Shackle	2-1/2"	M4	6/72
626	2"	Standard Shackle	1-1/3"	Y1	6/72
626LS	2"	Long Shackle	2-3/4"	Y1	6/48
627	2-1/2"	Standard Shackle	1-1/2"	Y1	12/48



**Laminated**

Hardened Steel Shackle;  
Precision Engineered  
Double Locking;  
Brass Pin Cylinder;  
Protective Bumper;  
Clamshell Pack



CODE	SIZE	DESCRIPTION	SHACKLE HEIGHT	KEY-WAY	PACK
730	1-1/4"	Standard Shackle	2/3"	M2	12/144
740	1-1/2"	Standard Shackle	1"	27K	6/72
55111	1-1/2"	Keyed Alike - 2 pk	1"	M4	6/48
740x4	1-1/2"	Keyed Alike - 4 pk	1"	27K	3/18
740LS	1-1/2"	Long Shackle	2-1/8"	27K	6/72
740LSx3	1-1/2"	Long Shackle - 3 pk	2-1/8"	27K	6/24
55185	1-1/2"	Extra Long Shackle	5-1/2"	27k	6/48
744	1-3/4"	Standard Shackle	1"	27K	12/72
55115	1-3/4"	Standard - 2 pk Keyed Alike	1"	Y1	6/36
744LS	1-3/4"	Long Shackle	2-1/4"	M2	6/72
750	2"	Standard Shackle	1"	M2	6/48
55118	2"	Standard - 2 pk Keyed Alike	1"	27K	6/24
750LS	2"	Long Shackle	2-1/4"	M2	6/48
764	2-5/8"	Standard Shackle	1-1/2"	M2	6/36
764LS	2-5/8"	Long Shackle	3-1/2"	M2	6/36



**Weatherproof**

Case Hardened Steel Shackle  
with Protective Coating;  
Precision "O" Ring Seal  
Shackleway;  
Precision Engineered  
Double Locking;  
Rugged Steel Laminated Riveted  
Plate Construction Covered by  
Tough, Thermoplastic Jacket;  
Brass Pin Cylinder;  
Thermoplastic Keyway Cover  
Seals Out Moisture, Dirt, Etc.;  
Clamshell Pack



CODE	SIZE	DESCRIPTION	SHACKLE HEIGHT	KEY-WAY	PACK
740WP	1-1/2"	Black	1-1/8"	27K	12/72
55126	2"	Yellow	7/8"	M1	6/48
55127	2-5/16"	Standard Shackle, Yellow	7/8"	M1	6/48
55128	2-5/16"	Long Shackle, Yellow	2-1/4"	M1	6/48
55126x3	2"	Yellow - 3 pk	7/8"	M1	6/24

**KEYED PADLOCKS**



**Padlocks - Gang Card**

Solid Brass Case;  
Rust Resistant;  
Pin Tumbler;  
Solid Brass Cylinder;  
3 Keys Per Lock



CODE	DESCRIPTION	PACK
1620X12	Brass-Thin Style (4pcs 1-1/2", 4pcs 1-1/4", 4pcs 1-1/2")	1/5
620X12	Brass-Full Size (4pcs 1", 4pcs 1-1/4", 4pcs 1-1/2")	1/10
540X12	1-1/2" Laminated Warded (12pcs 1-1/2")	1/10

Keyed Different



**Warded**

Zinc Plated Steel Shackle for Rust Resistance Protects Against Sawing and Prying;  
Dependable Warded Mechanism for Reliable Operation;  
Rugged Steel Laminated Riveted Plate Construction Built for Strength;  
Simpler Mechanism Locking is a Benefit in High Dirt and Freezing Conditions.;  
Blister Card Pack;

CODE	SIZE	DESCRIPTION	SHACKLE HEIGHT	PACK
530	1-1/4"	Standard Shackle	5/8"	12/24
540	1-1/2"	Standard Shackle	1"	12/72
544	1-3/4"	Standard Shackle	1"	12/72
550	2"	Standard Shackle	1"	6/48



**Solid Brass- Thin**

Brass Pin Cylinder resists picking, provides long life;  
Operates smoothly;  
Strong Chrome Plated Steel Shackle;  
Rust Proof Brass Body;  
Blister Card Pack;

CODE	SIZE	DESCRIPTION	SHACKLE HEIGHT	PACK
1622x2	1"	Solid Brass – 2 pk	5/8"	6/144
1623	1-1/4"	Solid Brass	2/3"	6/72
1624	1-1/2"	Solid Brass	1"	12/144

\* Keyed Alike Available—Call for Details

**COMBINATION PADLOCKS**



**Luggage Locks**

3 Dial;  
Resettable;  
Assorted Colors-Pack Packs;  
Clamshell;  
Single Packed

CODE	DESCRIPTION	PACK
1505	Combination	12/144



**Push Button**

Clamshell Pack;  
Assorted Colors:  
Red, Black and Blue

CODE	DESCRIPTION	PACK
55157R1	8 Digit Push Button, 4 Digit Locking Mechanism	6/72
55155	10 Digit Push Button, 5 Digit Locking Mechanism, Chrome Plated	6/72




**Travel Security**

TSA Approved;  
3 Dial;  
Resettable;  
Clamshell Pack;  
Nylon Body;

**RESETTABLE**

CODE	DESCRIPTION	PACK
55146	Black 3-Dial	6/72
55147	Silver 3-Dial	6/72



**Brass Locks**

4 Dial;  
Resettable;  
Solid Brass;  
Clamshell Pack;

**RESETTABLE**

CODE	SIZE	DESCRIPTION	SHACKLE HEIGHT	PACK
55159	3/4"	4-Dial	.87"	6/72
55160	1-1/8"	4-Dial	1.10"	6/48



**Dial**

Heavy Duty;  
Solid Brass;  
Resettable Combination;  
Clamshell Pack;  
Hardened Shackle

**RESETTABLE**

CODE	SIZE	DESCRIPTION	SHACKLE HEIGHT	PACK
55161	2"	Standard Shackle	1"	6/48
55162	2"	Long Shackle	2.2"	6/48



**COMBINATION PADLOCKS**



**Dial**  
4 Dial;  
Clamshell Pack

**RESETTABLE**

CODE	DESCRIPTION	PACK
55163	2" Four Dial	6/72



1500


**Dial**  
Easy 3 Number Dialing  
Mechanism;  
Hardened, Chrome Plated  
Steel Shackle;  
Card Pack

CODE	DESCRIPTION	PACK
1500	2" Dial Lock	12/72
55154	2" Dial Lock w/ Key Access	6/72



55154  
Control Key

**SOLID STEEL**



365

Solid Steel Body,  
Solid Brass Cylinder & Pins Drain  
Hole Feature Allows Water to Drain  
Out from Under Shackle;  
Hardened Chrome Plated Steel  
Cylinder Guard Plate and Security Nut;  
Shackle is fully chrome plated,  
thru-hardened to resist cutting, sawing,  
prying, and blunt force attacks;  
Double Steel Ball Bearing locks  
shackle on both heel & toe,  
**Fully Rekeyable AM3/5JU2**  
Keyway, double locking protection  
is highly recommended for  
maximum security applications;  
Clamshell Pack


CODE	SIZE	DESCRIPTION	PACK
445	1-3/4"	Square-Standard	6/24
445LS	1-3/4"	Square-Long Shackle	6/24
365	2-5/8"	Round-Standard	6/24
365LS	2-5/8"	Round-Long Shackle	6/24



445



**STAINLESS STEEL**



Stainless Steel Body;  
Springless Positive Lock Latch;  
Lock Crushes Closed When  
Attacked with Hammer;  
Clamshell Pack;  
Y1 Keyway (242)

**2 KEYS**

CODE	SIZE	DESCRIPTION	PACK
242	2-3/4"	Discuss	6/72
55170	2-3/4"	2-Pack	6/48
242T	2-3/4"	Tubular Key	3/72

**JIMMY PROOF PADLOCKS**



Stainless Steel Clad Stainless  
Steel Roller Bolt;  
Weather & Rust Resistant;  
Clamshell Pack;  
Y1 Keyway;  
Hardened Shackle

**3 KEYS**

CODE	SIZE	DESCRIPTION	PACK
55171	2-3/4"	Standard - Shrouded Shackle	3/48
55172	3-1/4"	Standard - Shrouded Shackle	3/48


**SHACKLELESS**



Large Chrome Plated Solid  
Steel Body;  
Removable Cylinder;  
Compare with American  
2000® Series;  
Box Packed

**3 KEYS**

CODE	SIZE	DESCRIPTION	PACK
2010	2-7/8"	Shielded Protected Shackle	6/24
2010 HASP	2-7/8"	HASP	1/16



**HARDENED STEEL SECURITY CHAIN**



Hardened to Resist  
Cutting;  
Canvas Cover;  
Sleeve Pack;  
Square Link

CODE	SIZE	PACK
968	3' x 3/8"	1/6
969	4' x 3/8"	1/6

## KEYED ALIKE PADLOCKS

### Solid Brass

SERIES	ITEM DESCRIPTION	GROUP	KA OPTION	KA OPTION	KA OPTION
621	3/4" Solid Brass	Brass	621BKA1	621BKA2	621BKA3
622	1" Solid Brass	Brass	622KA#2	622KA#4	622KA#8
623	1-1/4" Solid Brass	Brass	623KA#1	623KA#2	623KA#3
623LS	1-1/4" Solid Brass - Long Shackle	Brass	623LSKA #2	—	—
624	1-1/2" Solid Brass	Brass	624KA #5	624KA #8	624KA #7
624LS	1-1/2" Solid Brass - Long Shackle	Brass	624LSKA1	—	—
625	1-3/4" Solid Brass	Brass	625KA #3	625KA #5	—
625LS	1-3/4" Solid Brass - Long Shackle	Brass	625LSKA4	625LSKA5	—
626	2" Solid Brass	Brass	626KA #1	626KA #2	—
626LS	2" Solid Brass - Long Shackle	Brass	626LSKAB	626LSKAC	—

### Laminated

SERIES	ITEM DESCRIPTION	GROUP	KA OPTION	KA OPTION	KA OPTION	KA OPTION
730	1-1/4" Laminated Steel	Laminated	730KA1	730KA3	730KA5	
740	1-1/2" Laminated Steel	Laminated	740KA6	740KA7	740KA10	
740LS	1-1/2" Laminated Steel - Long Shackle	Laminated	740LSKA5	—	—	
744	1-3/4" Laminated Steel	Laminated	744KA2	744KA4	744KA5	744KA9
744LS	1-3/4" Laminated Steel - Long Shackle	Laminated	744LSKA1	—	744LSKA6	744LSKA7
750	2" Laminated Steel	Laminated	750KA1	750KA2	—	
750LS	2" Laminated Steel - Long Shackle	Laminated	750LSKA1	750LSKA2	750LSKA3	—

### Commercial

SERIES	ITEM DESCRIPTION	GROUP	KA OPTION	KA OPTION	KA OPTION	KA OPTION	KA OPTION
242	2-3/4" Discuss - Stainless Steel	Commercial	242KA308	242KA309	242KA316	—	—
365	2-5/8" Heavy Steel	Commercial	365KA2	—	365KA4	365KA5	365KA10
365LS	2-5/8" Heavy Steel - Long Shackle	Commercial	365LSKA1	365LSKA2	365LSKA4	365LSKA5	365LSKA10
2010	2-7/8" Shackless Steel	Commercial	2010KA5	2010KA7	—	—	—
445	1-3/4" Steel Padlock	Commercial	445KA1	445KA2	—	—	—
445LS	1-3/4" Steel Padlock - Long Shackle	Commercial	445LSKA1	445LSKA2	445LSKA3	—	—



**BIKE CHAINS & PADLOCKS**



**Vinyl Covered Chain**

Heavy Duty;  
Hardened Steel;  
Assorted Neon Colors;  
Display Bag Pack

CODE	DESCRIPTION	PACK
73	3' x 3/16"	12/48
75	4' x 3/16"	12/48
76	6' x 3/16"	12/24
83	4' x 9/32"	6/12
84	6' x 9/32"	8/16
96	6' x 3/8"	3/6



731

**Chain with Combination Lock**

3 Dial Combination Lock;  
Vinyl Covered Chain;  
Assorted Neon Colors;  
Card Pack



416

CODE	DESCRIPTION	PACK
731	4' Chain with Combo Lock	12/24
416	3' Lightweight Chain w/Combo Lock	1/12



3 Number Locking Mechanism;  
Vinyl Covered Chain;  
Assorted Neon Colors;  
Heavy Duty;  
Display Bag Pack

CODE	DESCRIPTION	PACK
754	4' x 3/16" Combo Padlock	12/24
756	6' Chain Combo Padlock	12/20



**Chain with Key Locking Padlock**

Laminated Padlock;  
Vinyl Covered Chain;  
Display Bag Pack

CODE	DESCRIPTION	PACK
762	6' x 3/16" Chain with 1-1/2" Padlock	12/24
832	4' x 9/32" Chain with 1-3/4" Padlock	1/6
942	4' x 3/8" Chain with 2-5/8" Padlock	1/6

**BIKE CHAINS & PADLOCKS**

**Cable-Combination Lock**

4 Dial;  
Card Pack;  
Black Cable;  
Weather Resistant;  
Rust Resistant

CODE	DESCRIPTION	PACK
516	4' x 5/16" (8mm) Cable, Black	4/48
682	6' x 7/16" (11mm) Cable Resettable Combination, Black	6/24
516A	5' (8mm), Assorted Colors: 2 Red, 2 Blue, and 2 Yellow	6/48



682



516



516A

**Flexible Cable**

Weatherproof;  
7 x 7 Strands;  
2 Loop;  
Vinyl Coated

CODE	DESCRIPTION	PACK
681	6' x 5/16 Clear Cable	12/48
681/740	6' x 5/16 with Clear Cable Laminated Padlock	12/48
55190	14' x 3/8" Black Cable	6/24



**Bike Lock**

Sleeve Pack;  
Includes Bike Mount Brackets

CODE	DESCRIPTION	PACK
55224	Bike Lock	6/12





## 10MM X 6FT CABLE LOCK QUICK RELEASE QR10

- Fastest Release Available with Quick One Hand Action
- Just Dial The Combo & Click!
- **RESETTABLE** Word or Letter Combination
- Flexible Steel Cable
- Card Pack

Item	Description	Inner	Master
CL-662-AS	Cable Lock 10mm Quick Release Resettable Asst - BK(2), BL(1), RD(1)	1	4



## 12MM X 6FT CABLE LOCK QUICK RELEASE

- Fastest Release Available with Quick One Hand Action
- Just Dial The Combo & Click!
- **RESETTABLE** Word or Letter Combination
- Flexible Steel Cable
- Card Pack

Item	Description	Inner	Master
CL-663-AS	Cable Lock 12mm Quick Release Resettable Asst - BK(2), BL(1), RD(1)	1	4



## 10MM X 5FT CABLE LOCK LIGHT-UP LOCK

- Letters Light Up from Inside
- Press Button – Light Turns on 30 Seconds to View Dial
- Second Press – Light Flashes Slow until Shut Off
- Third Press – Turns Light Off
- **RESETTABLE** Word or Letter Combinations
- Up to 10,000 Possible Combinations
- Easy to Set and Reset Your Own Combination
- 5ft long, 10mm Thick
- All-Weather Vinyl Coating that Minimizes Scratching
- Bike Mounting Bracket

**With  
Safety  
Blinker**

**Flashing  
Lights for  
Night Time  
Safety**



Item	Description	Inner	Master
CL-635-A2	Cable Lock 10mm 4-Dial Easy-Read Asst - BK(2), RD(1)	3	9

# PRISM & CAMOUFLAGE - It's all about Color!

## 10 MM X 5 FT - COMBINATION **RESETTABLE** LOCKS

Item	Description	Inner	Master
CL-653-SL	Cable Lock 10mm Prism Silver Resettable	4	12
CL-653-CM	Cable Lock 10mm Camo Green Resettable	4	12
CL-653-PC	Cable Lock 10mm Pink Camo Resettable	4	12
CL-651-AS	Cable Lock 8mm 4' L-HEAD Resettable	3	9
CL-653-AS	Cable Lock 10mm Resettable Asst - SL(2), CM(1), PC(1)	4	12



## 8 MM X 5 FT - COMBINATION NON-RESETTABLE LOCKS


Item	Description	Inner	Master
CL-650-SL	Cable Lock 8mm Prism Silver Non-Reset	5	30
CL-650-CM	Cable Lock 8mm Camo Green Non-Reset	5	30
CL-650-PC	Cable Lock 8mm Camo Pink Non-Reset	5	30
CL-650-AS	Cable Lock 8mm Non-Resettable Asst - SL(2), CM(2), PC(1)	5	30
CL-653-CS	Clipstrip - Cablelock Prism 10mm - 5', 4/Clip SL(2), CM(2), PC(2)	1	1



Prism Silver



Camo Green



Camo Pink

## STOR-MORE KEY SAFE



- More Space than Traditional Key Safes
- Holds Larger Items



Mounts on door or wall



- Dual Use with Door-Knob Hanging and Wall-Mountable
- Holds Keys, Key-Fobs, Credit Cards & more
- 10,000 Possible Combinations
- **RESETTABLE** Word or Letter Combination
- Convenient: Great for Real Estate Sales, Home Service Providers, Contractors, Children (After School)
- Reinforced Stainless Steel Body to Withstand Sawing and Hammering

Item	Description	Inner	Master
KS-052-BK	Stor-More Key Safe	3	12

**LOOP 'N LOCK® BIKE LOCK**  
**10MM X 7FT MATCHKEY™ CABLE LOCK**



- Ultimate Utility Cable Bike Lock
- Locks 2X as Many Bikes as Standard Locks
- For Use with Single or Multiple Bikes
- Secure to Car Racks, Bike Racks, or Any Fixed Object
- Key Color Matches Cable Color
- Word on Key Matches Word on Lock
- Unique Key Shape
- Heavy-Duty Flexible Steel Cable
- Card Pack



**What are Loop 'N Lock® Bike Locks?**

- Lock multiple locks end to end to make extra long locks
- Use the entire cable length
- Loop and lock bikes to the car roof, pole or each other
- Integrated lock head means no padlocks to lose
- Lock bikes up to 7ft apart!



Item	Description	Diameter	Length	Inner	Master
CL-633-A1	Cable Lock MatchKey® Ass't 1 Teal, 1 Black, 1 Red 1-UPC	8mm	4ft	3	9
CL-601-BK	Cable Lock MatchKey® Black	10mm	8ft	4	16
CL-604-A1	Cable Lock MatchKey® Ass't - 3 Black, 1 Teal 1-UPC	10mm	7ft	4	32
CL-639-AS	Cable Lock MatchKey® Ass't - 2 Black, 1 Teal, 1 Red	10mm	7ft	4	4

**HIGH SECURITY**

**4-DIAL U-LOCK BIKE LOCKS**

**CHOOSE YOUR OWN RESETTABLE COMBINATION**

- Stands Up for Easy Storage
- Quick Release Shackles
- Resists Cutting and Drilling
- Hardened Steel Shackles
- Mounting Bracket Included



Mounting Bracket



Inset of dial

Item	Description	Inner	Master
CL-656-RD	U-Lock 4-Dial 8in Matte Red	3	9
CL-656-BL	U-Lock 4-Dial 8in Matte Blue	3	9
CL-656-GY	U-Lock 4-Dial 8in Matte Gray	3	9
CL-656-AS	Asst - U Lock 4 Dial Wordlock - RD(1), BL(1), GY(1)	3	9

**8 IN MATCHKEY® U-LOCK BIKE LOCKS**

**WLX PREMIUM SERIES**

- Heavy-Duty U-Lock
- 8-in Long, 4.5-in Wide, 14mm Shackles
- Double-Locking
- Unique Key Shape
- Color of Key Matches Color of Padlock
- Word on Key Matches Word on Padlock
- Contains 2 Keys
- Mounting Bracket Included

**WLX SERIES**



Mounting Bracket



Item	Description	Inner	Master
CL-609-BK	U-Lock MatchKey® 8in Matte Black	4	16
CL-609-BL	U-Lock MatchKey® 8in Matte Blue	4	16
CL-609-RD	U-Lock MatchKey® 8in Matte Red	4	16
CL-589-A1	Asst - U-Lock MatchKey® 8in Matte WLX 1-UPC	4	16
CL-630-A1	Asst - U-Lock MatchKey® 8in 1-UPC	4	16

**HIGH SECURITY**

**10 MM X 4 FT**

**CHAIN WITH RESETTABLE BUMPER DISCUS LOCK**

- World's First Combination Discus Lock!
- Solid Stainless Steel, Rust-Resistant Body (70mm in Diameter)
- Deadbolt Locking Mechanism
- Resettable
- Up to 10,000 Possible Combinations (4 Dials)
- Easy to Set and Reset Your Own Combination
- Hardened Steel Chain
- 10mm-Diameter Square Links
- 4 Feet Long
- Durable Cloth Sleeve Minimizes Scratching
- Card Pack



Item	Description	Inner	Master
CL-969-BK	Chain 10mm 4ft Black with Bumper Padlock 4-Dial 70mm Discus	3	12

## 6 MM X 4 FT - COMBINATION NON-RESETTABLE LOCKS



- Compact Size that's Easy to Store or Toss into Your Backpack
- Preset 4-Letter Password That's Easy to Remember
- All-Weather Vinyl Coating that Minimizes Scratching
- Black Dials with Easy-to-Read White Letters
- Card Pack

Item	Description	Inner	Master
CL-441-BK	Cable Lock 4-Dial Non-Reset Black	6	48
CL-454-BL	Cable Lock 4-Dial Non-Reset Blue	6	48
CL-455-RD	Cable Lock 4-Dial Non-Reset Red	6	48
CL-458-AS	Asst - Cable Lock 4-Dial Non-Reset (2BL, 2RD, 2PK)	6	48
CL-510-A1	Asst - Cable Lock 4-Dial Non-Reset 1-UPC (3BK, 2RD, 2PU, 1GN)	6	48
CL-562-AS	Asst - Cable Lock 4-Dial Non-Reset (BK, RD, PU)	6	48

## 12 MM X 6 FT **RESETTABLE** COMBINATION LOCKS



- **RESETTABLE** Word or Letter Combinations
- Up to 10,000 Possible Combinations
- Easy to Set and Reset Your Own Combination
- All-Weather Vinyl Coating that Minimizes Scratching
- Card Pack
- Bike Mounting Bracket (not shown)

Item	Description	Inner	Master
CL-506-AS	Asst - Bike Lock 4-Dial (BK, BL, RD)	3	9

## 10 MM X 5 FT **RESETTABLE** COMBINATION LOCKS



- **RESETTABLE** Word or Letter Combinations
- Up to 10,000 Possible Combinations
- Easy to Set and Reset Your Own Combination
- All-Weather Vinyl Coating that Minimizes Scratching
- Bike Mounting Bracket (not shown)

Item	Description	Inner	Master
CL-409-BL	Bike Lock 4-Dial Blue	4	32
CL-411-BK	Bike Lock 4-Dial Black	4	32
CL-420-AS	Bike Lock 4-Dial Assortment (2 Blue, 2 Red, 2 Pink)	4	32
CL-596-A1	Asst - Bike Lock 4-Dial 1-UPC (3BK, 1RD, 1BL, 1PU)	6	24

## 10 MM X 6 FT **RESETTABLE** COMBINATION LOCKS



- **RESETTABLE** Word or Letter Combinations
- Up to 10,000 Possible Combinations
- Easy to Set and Reset Your Own Combination
- All-Weather Vinyl Coating that Minimizes Scratching
- Card Pack

Item	Description	Inner	Master
CL-422-BK	Cable Lock 4-Dial Black	4	32

## CABLE WITH **RESETTABLE** SPORTS LOCK



- Heavy-Duty Flexible Steel Cable
- 5ft Long, 10mm Thick
- All-Weather Vinyl Coating Minimizes Scratching
- Combination Sports Lock
- 10,000 Combinations, New EverGrip Design
- **RESETTABLE** Word or Letter Combinations
- Unique Contoured Styling with Elegant Two-Tone Design
- Assorted Colors

Item	Description	Inner	Master
CL-525-A1	Cable 10mm 5ft with Padlock 4-Dial 45mm Sports Lock Assortment 3 Black, 1 Blue, 1-UPC	4	32
CL-572-AS	Cable 10mm 5ft with Padlock 4-Dial 45mm Sports Lock Assortment: 3 Black, 1 Blue	4	16

## L-HEAD **RESETTABLE** COMBINATION BIKE LOCK



- **RESETTABLE** Word or Letter Combinations
- Up to 10,000 Possible Combinations
- Easy to Set and Reset Your Own Combination
- 4ft Long, 8mm Thick
- All-Weather Vinyl Coating that Minimizes Scratching

Item	Description	Inner	Master
CL-651-AS	Cable Lock 8mm 4' L-HEAD Resettable Assortment: 1 SL, 1 PC, 1 CM	3	9
CL-558-AS	Cable Lock 4-Dial 8mm 4ft L-head Assortment: 1 Black, 1 Blue, 1 Green	3	9

## CABLE LOCKS — MATCHKEY®

### 10MM 6FT MATCHKEY® CABLE LOCK

- 6ft long, 10mm Thick
- Unique Key Shape
- Color of Key Matches Color of Padlock
- Word on Key Matches Word on Padlock
- Contains 2 Keys
- Card Pack



Item	Description	Inner	Master
CL-640-AS	Cable Lock MatchKey® 10mm 6ft Assortment: 2 Black, 1 Red, 2 Purple	1	4
CL-598-BK	Cable Lock MatchKey® 10mm 6ft Black	4	32

### MATCHKEY® BIKE LOCK

- Unique Key Shape
- Color of Key Matches Color of Padlock
- Word on Key Matches Word on Padlock
- Contains 2 Keys
- Card Pack



Item	Description	Dia.	Length	Inner	Master
CL-593-BK	Bike Lock MatchKey® Black	10mm	5ft	4	32
CL-594-AS	Bike Lock MatchKey® Assortment: 2 Black, 1 Red, 1 Purple	10mm	5ft	4	32
CL-560-AS	Cable Lock MatchKey® Assortment: 1 Black, 1 Red, 1 Teal	12mm	6ft	3	9

## What is WLX Series?

- Larger Easy to Read Dials
- Matte Finish Preferred by Bike Enthusiasts

**WLX SERIES**

### 8 MM X 5 FT **RESETTABLE** 4-DIAL CABLE LOCK

**WLX SERIES**



- **RESETTABLE** Word or Letter Combinations
- Up to 10,000 Possible Combinations
- Easy to Set and Reset Your Own Combination
- 5ft Long, 8mm Thick
- All-Weather Vinyl Coating that Minimizes Scratching
- Card Pack

Item	Description	Inner	Master
CL-433-BK	Cable Lock 4-Dial Matte Black WLX	4	32
CL-434-BL	Cable Lock 4-Dial Matte Blue WLX	4	32
CL-435-RD	Cable Lock 4-Dial Matte Red WLX	4	32
CL-436-PU	Cable Lock 4-Dial Matte Purple WLX	4	32
CL-605-A1	Asst - Cable Lock 4-Dial Matte WLX Assortment: 1 Black, 1 Blue, 1 Purple, 1 Red, 1-UPC	4	32

### 12 MM X 6 FT **RESETTABLE** 4-DIAL CABLE LOCK

**WLX SERIES**



- **RESETTABLE** Word or Letter Combinations
- Up to 10,000 Possible Combinations
- Easy to Set and Reset Your Own Combination
- 6ft Long, 12mm Thick
- All-Weather Vinyl Coating that Minimizes Scratching
- Card Pack

Item	Description	Inner	Master
CL-464-BK	Bike Lock 4-Dial Black WLX	4	32
CL-466-RD	Bike Lock 4-Dial Matte Red WLX	4	32
CL-607-A1	Bike Lock 4-Dial WLX Assortment: 2 Black, 1 Blue, 1 Red, 1-UPC	4	32

### 8 MM X 5 FT **MATCHKEY®**

**WLX SERIES**



- Unique Key Shape
- Color of Key Matches Color of Padlock
- Word on Key Matches Word on Padlock
- Contains 2 Keys
- Card Pack

Item	Description	Inner	Master
CL-581-BK	Cable Lock MatchKey® Matte Black Hex WLX	4	32
CL-583-BL	Cable Lock MatchKey® Matte Blue Hex WLX	4	32
CL-606-A1	Cable Lock MatchKey® Matte Hex WLX Assortment: 2 Black, 1 Blue, 1 Green, 1-UPC	4	32

### 12 MM X 6 FT **MATCHKEY®**

**WLX SERIES**




- Heavy-Duty Cable Lock
- Unique Key Shape
- Color of Key Matches Color of Padlock
- Word on Key Matches Word on Padlock
- Contains 2 Keys
- Card Pack

Item	Description	Inner	Master
CL-585-BK	Cable Lock MatchKey® Matte Black Hex WLX	4	32
CL-608-A1	Cable Lock MatchKey® Matte WLX Assortment: 2 Black, 1 Blue, 1 Red, 1-UPC	4	32

## TEXT LOCK CLASSIC

- Preset 3-Letter Password
- Chrome-Plated Body
- Zinc Dial with Nickel Plating
- 0.8-inch Hardened Steel Shackle
- Durable Metallic Finish



Item	Description	Inner	Master
PL-127-CP	Combo Text Lock Classic	6	48

## TEXT LOCK STANDARD



- Preset 3-Letter Password
- Steel Body, ED-Color Finish
- Zinc Dial with Nickel Plating
- 0.8-inch Hardened Steel Shackle
- Durable Metallic Finish
- Assorted Colors: Purple, Silver, Blue

Item	Description	Inner	Master
PL-130-A1	Combo Text Lock Assortment 2 Purple, 2 Silver, 2 Blue 1-UPC	6	48

## TEXT LOCK STANDARD

- Preset 3-Letter Password
- Steel Body, ED-Color Finish
- Zinc Dial with Nickel Plating
- 0.8-inch Hardened Steel Shackle
- Durable Metallic Finish
- Assorted Colors: Blue, Red, Silver



Item	Description	Inner	Master
PL-114-A1	Combo Text Lock Assortment 2 Blue, 2 Red, 2 Silver, 1-UPC	6	48

## TEXT LOCK DELUXE



- Preset 3-Letter Password
- Anodized Aluminum Body
- Chrome-Plated Dial
- 0.8-inch Hardened Steel Shackle
- Durable Metallic Finish
- Assorted Colors: Purple, Ice, Green

**Click-Dial  
ensures  
accuracy**

Item	Description	Inner	Master
PL-095-A1	Combo Text Lock Deluxe Assortment 2 Purple, 2 Ice, 2 Green, 1-UPC	6	48

## RESETTABLE TEXT LOCK



- **RESETTABLE** 3-Letter Password
- Anodized Aluminum Silver Body
- 0.8-inch Hardened Steel Shackle
- Durable Metallic Finish
- Assorted Colors

**Click-Dial  
ensures  
accuracy**

Item	Description	Inner	Master
PL-109-A1	Combo Text Lock Resettable Assortment 2 Black, 2 Green, 2 Pink, 1-UPC	6	48

## PADLOCK 4-DIAL BRASS

- 4 Dial
- **RESETTABLE**
- Solid Brass
- Clamshell Pack
- 38mm / 25mm



Item	Description	Inner	Master
PL-110-SL	Padlock 4-Dial 25mm Brass	6	48
PL-056-SL	Padlock 4-Dial 38mm Brass	6	48

## HIGH SECURITY

### PADLOCK 4-DIAL UTILITY

- 4 Dial
- **RESETTABLE**
- Heavy Duty
- Brass Color
- 1.5in Shackle
- Clamshell Pack



Item	Description	Inner	Master
PL-106-SS	Padlock 4-Dial 1.5in Utility	3	12

### 4-DIAL SPORTS LOCK

- 4 Dial
- **RESETTABLE**
- ED Color (Assorted)
- Clamshell Pack



Item	Description	Inner	Master
PL-096-A1	Padlock 4-Dial Sports Lock 2 Red, 2 Black, 2 Silver, 1-UPC	6	48

## HIGH SECURITY

### 4-DIAL DISCUS LOCK

Patented Design

- 4 Dial
- **RESETTABLE**
- Stainless Steel Body
- Rubber Bumper
- Weatherproof
- ASTM-Rated to the Highest Standards
- Clamshell Pack



Item	Description	Inner	Master
PL-074-SN	Discus Lock 4-Dial	6	48

### PADLOCK 5-DIAL COMBINATION

- 5 Dial Combination
- **RESETTABLE**
- Spells 100,000 Words or Letter Combinations
- Cast Metal Body
- Assorted Colors
- Clamshell Pack



Item	Description	Inner	Master
PL-001-PK	Padlock 5-Dial Pink	6	48
PL-002-RD	Padlock 5-Dial Red	6	48
PL-003-SL	Padlock 5-Dial Silver	6	48
PL-004-BK	Padlock 5-Dial Black	6	48
PL-135-BL	Padlock 5-Dial Blue	6	48
PL-001-A1	Padlock 5-Dial Ass't 3 Black, 1 Red, 1 Silver, 1-UPC	6	48
PL-071-AS	Padlock 5-Dial Ass't 3 Black, 2 Red, 1 Silver	3	48

### 4-DIAL LUGGAGE LOCK

- 4 Dial
- **RESETTABLE**
- TSA and HMRC Approved
- Assorted Colors
- Clamshell Pack




Item	Description	Inner	Master
LL-203-BK	Luggage Lock TSA 4-Dial Black	6	48
LL-206-RD	Luggage Lock TSA 4-Dial Red	6	48
LL-207-SL	Luggage Lock TSA 4-Dial Silver	6	48
LL-277-A1	Luggage Lock TSA 4-Dial Assortment 3 Red, 2 Black, 1 Silver, 1-UPC	6	48
LL-251-AS	Display - Luggage Lock TSA 4-Dial Assortment: 2 Red, 2 Black, 2 Silver,	6	48

## What Does MatchKey® Mean?

- Key Color Matches Lock Color
- Word on Key Matches Word on Lock
- Unique Key Shape

	Identifies Key	Identifies Lock
Painted Key	✓	✗
Colored Rings	✓	✗
<b>WordLock MatchKey®</b>	✓	✓


**Patented System**



### WARDED PADLOCK

**2 Keys**

- Laminated Steel, Warded
- Assorted Colors
- Contains 2 Keys
- Clamshell Pack



Item	Description	Inner	Master
PL-117-A1	Padlock, MatchKey® Laminated Warded Assortment: 1 Black, 1 Blue, 1 Green, 1 Red, 1-UPC	4	32

### ALUMINUM PADLOCK

**2 Keys**

- Aluminum
- Assorted Colors
- Contains 2 Keys
- Clamshell Pack
- Key Blank M12



Item	Description	Inner	Master
PL-121-A1	Padlock MatchKey® 40mm Aluminum Assortment: 2 Black, 1 Blue, 1 Red, 1-UPC	4	32

### LAMINATED STEEL PADLOCK

**2 Keys**

- Laminated Steel
- Assorted Colors
- Contains 2 Keys
- Clamshell Pack
- Key Blank Y5



Item	Description	Inner	Master
PL-118-A1	Padlock MatchKey® 40mm Laminated Assortment: 1 Black, 1 Blue, 1 Green, 1 Red, 1-UPC	4	32

### BRASS PADLOCK

**2 Keys**

- Solid Brass
- Assorted Colors
- Contains 2 Keys
- Clamshell Pack
- Key Blank Y52



Item	Description	Inner	Master
PL-122-A1	Padlock MatchKey® 40mm Brass Assortment: 1 Black, 1 Blue, 1 Green, 1 Red, 1-UPC	4	32

## CLIP STRIP DISPLAYS



CL-510-CS      CL-650-CS      PL-109-CS      PL-096-CS      PL-114-CS

Item	Description	Inner	Master
CL-603-CS	Clipstrip - Cable Lock 6mm 4ft (3BK, 2RD, 2PU, 1GN)	1	4
CL-650-CS	Clipstrip - Cable Lock 8mm Non-Resetttable Asst (2SL, 2PC, 2CM)	1	1
CL-510-CS	Clipstrip - Ass -Cable Lock 4-Dial Non-Reset 1-UPC Asst (3BK, 2RD, 2PU, 1GN)	1	4
PL-096-CS	Clipstrip - Padlock 4-Dial Sports Lock, 1-UPC Asst (2BL, 3RD, 3SL)	1	4
PL-114-CS	Clipstrip - Combo Text Lock Assortment, 1-UPC Asst (3SL, 3BL, 2RD)	1	4
PL-109-CS	Clipstrip - Combo Text Lock Resetttable Assortment, 1-UPC Asst (3BK, 3GN, 2K)	1	8

## SIDE WINGS

- Our Best Selling Cable Locks
- Hangs onto Existing Wire Frame Fixtures
- 18 Units



Item	Description	Inner	Master
CL-610-PD	Cablelock 6mm 4' Nonreset Disp BK (6), RD (4), PU (4), GN(4)	1	1

## COUNTER TOP DISPLAYS



Item	Description	Inner	Master
PL-095-P1	Display - Combo Text Lock Deluxe Assortment, 1-UPC	12	1
PL-096-P1*	Display - Padlock 4-Dial Sports Lock, 1-UPC	12	1
PL-109-P1*	Display - Combo Text Lock Resetttable Assortment, 1-UPC	12	1
PL-114-P1	Display - Combo Text Lock Assortment, 1-UPC	12	1
PL-130-P1	Display - Combo Text Lock Assortment 1-UPC	12	1
PL-074-T1*	Display - Discus Lock 4-Dial	12	1
PL-114-T1	Display -Combo Text Lock Assortment, 1-UPC	12	1
LL-277-P1*	Display - TSA Locks, 1-UPC Asst (4SL, 4BK, 4RD)	12	1
CL-510-P1	Display - Cable Lock - 6mm/5ft 1-UPC Asst (4BL, 4RD, 2GR, 2PU)	12	1

\*Resetttable Lock

## FLOOR DISPLAY

- Our Best Sellers All in One Free Standing Display
- 41 Units:
  - KS052BK, 3 Units
  - CL656AS, 6 Units
  - PL004BK, 2 Units
  - PL003SL, 2 Units
  - PL002RD, 2 Units
  - CL506AS, 4 Units
  - PL109A1, 6 Units
  - CL510A1, 12 Units
  - CL653AS, 4 Units




Item	Description	Inner	Master
WL-300-FD	Wordlock BTS Floor Display	1	1

## SAFETY HASPS

### Fixed Staple Safety Hasp


Card and polybag furnished w/screws;  
Bulk w/o screws;  
Zinc plated—rust resistant;  
Galvanized—corrosion resistant



CODE	MATERIAL	SIZE	FINISH	PACKAGE	PACK
32000	Steel	2-1/2"	Zinc	Card	10/240
32005	Steel	3-1/2"	Zinc	Card	5/140
32010	Steel	4-1/2"	Zinc	Card	5/140
32015	Steel	6"	Zinc	Card	5/60
61040	Steel	2-1/2"	Galvanized	Card	10/240
61041	Steel	3-1/2"	Galvanized	Card	5/120
61042	Steel	4-1/2"	Galvanized	Card	5/120
61043	Steel	6"	Galvanized	Card	5/60
96460	Steel	2-1/2"	Zinc	Polybag w/UPC	12/600
96461	Steel	3-1/2"	Zinc	Polybag w/UPC	12/240
96462	Steel	4-1/2"	Zinc	Polybag w/UPC	12/240
96463	Steel	6"	Zinc	Polybag w/UPC	12/72
97491	Steel	2-1/2"	Zinc	Bulk	12/720
97490	Steel	3-1/2"	Zinc	Bulk	12/240
96445	Steel	4-1/2"	Zinc	Bulk	12/240
96447	Steel	6"	Zinc	Bulk	12/96

### Swivel Staple Safety Hasps

Staple swivels a full 360°;  
Furnished w/screws



CODE	SIZE	FINISH	PACKAGE	PACK
34040	3-1/2"	Zinc	Card	5/100
34045	4-1/2"	Zinc	Card	5/90
34046	6"	Zinc	Card	12/72

### Adjustable Staple Safety Hasps

Card and polybag furnished w/screws;  
Bulk w/o screws



CODE	SIZE	FINISH	PACKAGE	PACK
60949	3-1/2"	Zinc	Card	10/120
60950	4-1/2"	Zinc	Card	10/120
60951R1	6"	Zinc	Card	5/60
96464	3-1/2"	Zinc	Polybag	12/240
96465	4-1/2"	Zinc	Polybag	12/240
96451	6"	Zinc	Bulk	12/96

### Extra Heavy Duty Safety Hasp

Square hole for carriage bolt;  
Furnished w/ carriage bolts,  
washers and nut



CODE	SIZE	FINISH	PACKAGE	PACK
34035	7-1/4"	Zinc	Card	5/50

### Heavy Duty Safety Hasp

Pinless hinge for greater security;  
Furnished w/screws



CODE	SIZE	FINISH	PACKAGE	PACK
33020	3-1/2"	Zinc	Card	12/144
33503	4-1/2"	Zinc	Card	12/144
34030	6"	Zinc	Card	6/60

# SAFETY HASPS

## SAFETY HASPS *continued*



### Light Duty Safety Hasp

Furnished w/screws

CODE	SIZE	FINISH	PACKAGE	PACK
96452	2"	Brass	Card	12/144



### Hinge Hasp Safety Hasp

Furnished w/screws


CODE	SIZE	FINISH	PACKAGE	PACK
60944	3-1/2"	Zinc	Card	5/100
60946	6"	Zinc	Card	5/50



### Double Hinge Safety Hasp

Zinc plated steel;  
Furnished w/screws

CODE	SIZE	FINISH	PACKAGE	PACK
60954	3-1/2"	Zinc	Card	5/100




Single

### Flexible Link Safety Hasp

For flat, corner or 90° angle installation;  
Covered fixing and staple plate;  
Hardened steel;  
Hardened laminated links;  
Furnished w/ screws and square shoulder bolts

CODE	SIZE	HINGE	FINISH	PACKAGE	PACK
34060	6-1/4"	Single	Chrome	Card	6/60
96435	7-1/2"	Double	Chrome	Card	6/48



Double



### 90° Angle Bar Hasp

Conceals all Screws to  
Prevent Tampering;  
Zinc

CODE	HASP	PADLOCK	PACKAGE	PACK
1850	4-1/4 x 3-1/8		Card	6/48



### Straight Bar Hasp

Thru-Hardened Staple

CODE	HASP	PADLOCK	PACKAGE	PACK
1825	7-3/8"		Card	6/48



### Padlock 'n Hasp Combinations

Made of bright chromated steel to prevent rust;  
Furnished w/screws


CODE	HASP	PADLOCK	PACKAGE	PACK
60947	3-1/2"	1-1/2"	Card	5/50
32025	4-1/2"	1-1/2"	Card	5/50

## SAFETY HASPS *continued*



Integral bolt;  
Keyed different;  
Zinc plated finish;  
Brass pin tumbler cylinder;  
M1 Keyway;  
Furnished w/ screws and steel laminated padlock

CODE	HASP	PADLOCK	PACKAGE	PACK
96475	4-1/2"	1-3/4"	Card	6/60



### Key Cylinder Hasp Lock

Hasp locks w/o use of key;  
Requires key to unlock;  
IN8 or L1054B keyway

CODE	SIZE	FINISH	PACKAGE	PACK
31800	3"	Chrome	Card	6/120
31810	4"	Chrome	Card	6/96
31815	4-1/2"	Chrome	Card	6/96



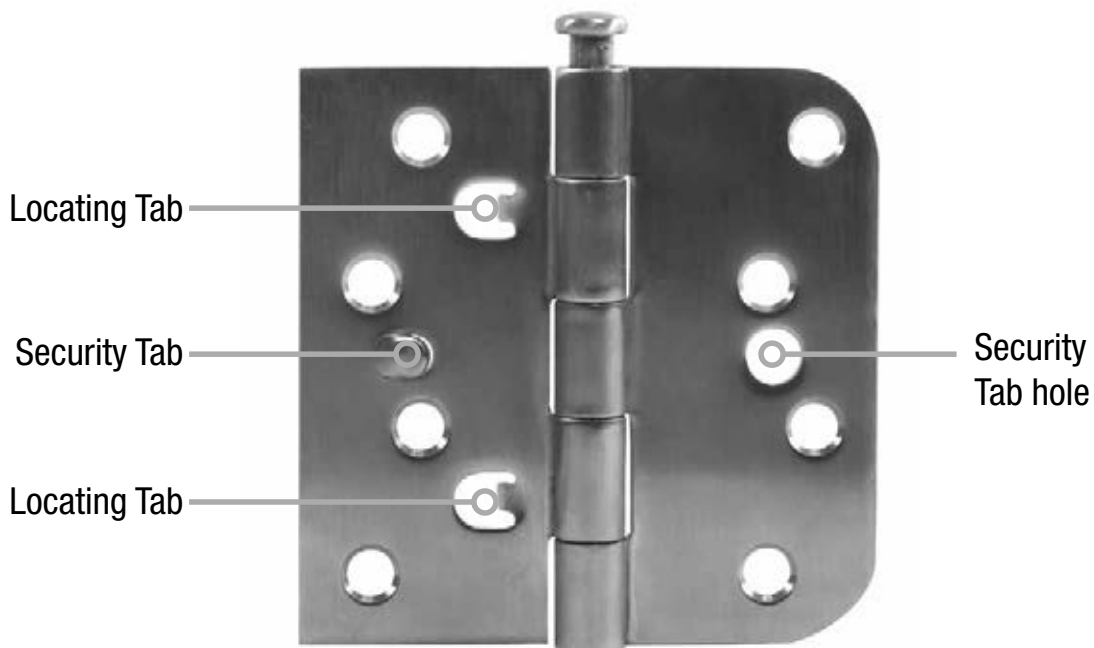
### GATE LOCKING PINS

CODE	SHAPE	FINISH	PACKAGE	PACK
PIN2	Square	Zinc		6/72
PIN1	Round	Zinc		6/72

- Square Zinc Finish *or*
- Round Zinc Finish

# ■ Hinges

From light duty, to security & locating tab, to spring, Ultra® Hardware has the right hinge to meet the needs of retailers, contractors, builders and OEM manufacturers. Available in traditional and contemporary finishes and package appropriately for all classes of trade, you're sure to find just the right hinge to service your market.

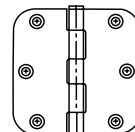


## 5/8" RADIUS CORNER – PLAIN BEARING

### Removable Pin

- Button tip
- Furnished with screws
- Bulk Pack

Masonite\*/ Template  
hole pattern  
STEEL  
HINGES



CODE	SIZE	GAUGE	PIN TYPE	FINISH	SCREWS				PACK	CASE
					QTY	SIZE	LENGTH	TYPE		
<b>BULK</b>										
35766	3-1/2" x 3-1/2"	2.2mm	RP	Light Bright Brass/US3SP	NONE	—	—	—	Bulk	100 Hinges
35766KIT	3-1/2" x 3-1/2"	2.2mm	RP	Light Bright Brass/US3SP	600	#9	.75	WS T17		
35222WS	3-1/2" x 3-1/2"	2.2mm	RP	Satin Brass/US4	600	#9	.75	WS T17	Bulk	100 Hinges
35235	3-1/2" x 3-1/2"	2.2mm	RP	Light Brass/US4B	NONE				Bulk	100 Hinges
35235KIT	3-1/2" x 3-1/2"	2.2mm	RP	Light Brass/US4B	600	#9	.75	WS T17		
35224	3-1/2" x 3-1/2"	2.2mm	RP	Antique Brass/US5	NONE				Bulk	100 Hinges
35224KIT	3-1/2" x 3-1/2"	2.2mm	RP	Antique Brass/US5	600	#9	.75	WS T17		
35089	3-1/2" x 3-1/2"	2.2mm	RP	Oil Rubbed Bronze/US10B	600	#9	.75	WS T17	Bulk	100 Hinges
35088WS	3-1/2" x 3-1/2"	2.2mm	RP	Satin Nickel/US15	600	#9	.75	WS T17	Bulk	100 Hinges
35440	3-1/2" x 3-1/2"	2.2mm	RP	Chrome/US26	NONE	—	—	—	Bulk	100 Hinges
35440KIT1	3-1/2" x 3-1/2"	2.2mm	RP	Chrome/US26	600	#9	.75	WS T17		
35437WS	3-1/2" x 3-1/2"	2.2mm	RP	Satin Chrome/US26D	600	#9	.75	WS T17	Bulk	100 Hinges
35223	3-1/2" x 3-1/2"	2.2mm	RP	White Prime/USP	NONE	—	—	—	Bulk	100 Hinges
35223KIT1	3-1/2" x 3-1/2"	2.2mm	RP	White Prime/USP	600	#9	.75	WS T17		
35238	3-1/2" x 3-1/2"	2.2mm	RP	Pure White/USPPW	NONE	—	—	—	Bulk	100 Hinges
35765	3-1/2" x 3-1/2"	2.2mm	RP	Satin Bronze/US10A	600	#9	.75	WS T17	Bulk	100 Hinges
35302	3-1/2" x 3-1/2"	2.2mm	RP	Antique Nickel/US15A	600	#9	.75	WS T17	Bulk	100 Hinges
35764	3-1/2" x 3-1/2"	2.2mm	RP	Black/US1D	600	#9	.75	WS T17	Bulk	100 Hinges
35767	3-1/2" x 3-1/2"	2.2mm	RP	Zinc Dichromate/US2D	600	#9	.75	WS T17	Bulk	100 Hinges
34992	3-1/2" x 3-1/2"	2.2mm	RP	ORB - Copper Tint/US10BC	600	#9	.75	WS T17	Bulk	100 Hinges
35764	3-1/2" x 3-1/2"	2.2mm	RP	Black/US1D	600	#9	.75	WS T17	Bulk	100 Hinges

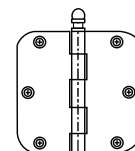
## FINIAL PIN

## 5/8" RADIUS CORNER – PLAIN BEARING

### Removable Pin

- Removable pin
- Finial tip
- Furnished with screws
- Bulk Pack

Masonite\*/ Template  
hole pattern  
STEEL  
HINGES

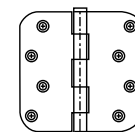


CODE	SIZE	GAUGE	PIN TYPE	FINISH	SCREWS				PACK	CASE
					QTY	SIZE	LENGTH	TYPE		
<b>BULK</b>										
35268	3-1/2" x 3-1/2"	2.2mm	RP	Finial Chrome	600	#9	.75	WS T17	Bulk	100 Hinges

## 5/8" RADIUS CORNER — PLAIN BEARING

### Non-Removable Pin - Rivet Pin

Masonite\*  
hole pattern  
STEEL  
HINGES



CODE	SIZE	GAUGE	PIN TYPE	FINISH	SCREWS				PACK	CASE
					QTY	SIZE	LENGTH	TYPE		
34962	4" x 4"	2.5mm	NRP	Satin Nickel/US15	800	#10	3/4"	WS T17	Bulk	100
34963	4" x 4"	2.5mm	NRP	Dull Chrome/US26D	800	#10	1"	WS T17	Bulk	100
34965	4" x 4"	2.2mm	NRP	Oil Rubbed Bronze/US10B	800	#10	1"	WS T17	Bulk	100

\*The following registered trade name or trade mark is not owned, associated with or connected in any way with HBC Home & Hardware Products and is used herein for illustrative purposes only

## 5/8" RADIUS CORNER – PLAIN BEARING

### Removable Pin

- Box pack
- Button tip
- Furnished with screws

Masonite\* / Template  
hole pattern

STEEL  
HINGES



CODE	SIZE	GAUGE	PIN TYPE	FINISH	SCREWS				PACK	INNER	MASTER
					QTY	SIZE	LENGTH	TYPE			
<b>CLAMSHELL</b>											
35107	3-1/2" x 3-1/2"	2.2mm	RP	Brass/US3					1/Clam	10	100
35109	3-1/2" x 3-1/2"	2.2mm	RP	Oil Rubbed Bronze/US10B	6	#9	0.75	WS T17	1/Clam	10	100
35111	3-1/2" x 3-1/2"	2.2mm	RP	Satin Nickel/US15	6	#9	0.75	WS T17	1/Clam	10	100
35106	3-1/2" x 3-1/2"	2.2mm	RP	Antique Pewter/US17A	6	#9	0.75	WS T17	1/Clam	10	100
35108	3-1/2" x 3-1/2"	2.2mm	RP	Chrome/US26	6	#9	0.75	WS T17	1/Clam	10	100
35110	3-1/2" x 3-1/2"	2.2mm	RP	Satin Chrome/US26D	6	#9	0.75	WS T17	1/Clam	10	100
<b>BOX</b>											
96615	3" x 3"	2.0mm	RP	Satin Brass/US4	12	#9	0.75	WS T17	2/Box	1	50
35770	3-1/2" x 3-1/2"	2.2mm	RP	Polished Brass/US3	12	#9	0.75	WS T17	2/Box	1	25
35226	3-1/2" x 3-1/2"	2.2mm	RP	Polished Brass/US3	12	#9	0.75	WS T17	2/Box	1	25
35220	3-1/2" x 3-1/2"	2.2mm	RP	Satin Brass/US4	12	#9	0.75	WS T17	2/Box	1	25
35041	3-1/2" x 3-1/2"	2.2mm	RP	Oil Rubbed Bronze/US10B	12	#9	0.75	WS T17	2/Box	1	25
35054	3-1/2" x 3-1/2"	2.2mm	RP	Nickel/US14	12	#9	0.75	WS T17	2/Box	1	25
35042	3-1/2" x 3-1/2"	2.2mm	RP	Satin Nickel/US15	12	#9	0.75	WS T17	2/Box	1	25
35043	3-1/2" x 3-1/2"	2.2mm	RP	Antique Nickel/US15A	12	#9	0.75	WS T17	2/Box	1	25
35229	3-1/2" x 3-1/2"	2.2mm	RP	Flat Black/US19	12	#9	0.75	WS T17	2/Box	1	50
35044	3-1/2" x 3-1/2"	2.2mm	RP	Chrome/US26	12	#9	0.75	WS T17	2/Box	1	25
61740	3-1/2" x 3-1/2"	2.2mm	RP	Polished Brass/US3	18	#9	.75	WS T17	3/Box**	10	30
61742	3-1/2" x 3-1/2"	2.2mm	RP	Oil Rubbed Bronze/US10B	18	#9	.75	WS T17	3/Box**	10	30
61741	3-1/2" x 3-1/2"	2.2mm	RP	Satin Nickel/US15	18	#9	.75	WS T17	3/Box**	10	30

## 5/8" RADIUS CORNER — PLAIN BEARING

### Non-Removable Pin - Set Screw

Masonite\*  
hole pattern

STEEL  
HINGES



CODE	SIZE	GAUGE	PIN TYPE	FINISH	SCREWS				PACK	CASE
					QTY	SIZE	LENGTH	TYPE		
35428KIT	4" x 4"	2.2mm	NRP	Satin Brass/US4	NONE	#10	.75	WS T17	Bulk	100
35428	4" x 4"	2.2mm	NRP	Satin Brass/US4	NONE	—	—	—	Bulk	100
35425KIT	4" x 4"	2.2mm	NRP	White Prime/USP	NONE	#10	.75	WS T17	Bulk	100
35425	4" x 4"	2.2mm	NRP	White Prime/USP	NONE	—	—	—	Bulk	100

\*\* Packed in cut cases

## 5/8" RADIUS CORNER — PLAIN BEARING

### Removable Pin

- Button tip
- Furnished with screws

Masonite\*  
hole pattern

STEEL  
HINGES



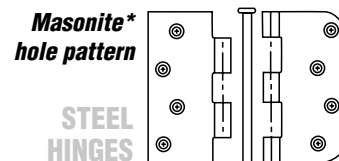
CODE	SIZE	GAUGE	PIN TYPE	FINISH	SCREWS				PACK	CASE	MASTER
					QTY	SIZE	LENGTH	TYPE			
<b>CLAMSHELL</b>											
35112	4" x 4"	2.5mm	RP	Brass/US3	8	#10	1	WS T17	1/Clam	10	100
35114	4" x 4"	2.5mm	RP	Oil Rubbed Bronze/US10B	8	#10	1	WS T17	1/Clam	10	100
35116	4" x 4"	2.5mm	RP	Satin Nickel/US15	8	#10	1	WS T17	1/Clam	10	100
35117	4" x 4"	2.5mm	RP	Antique Pewter/US15A	8	#10	1	WS T17	1/Clam	10	100
35113	4" x 4"	2.5mm	RP	Chrome/US26	8	#10	1	WS T17	1/Clam	10	100
35115	4" x 4"	2.5mm	RP	Satin Chrome/US26D	8	#10	1	WS T17	1/Clam	10	100
<b>BULK</b>											
35410	4" x 4"	2.5mm	RP	Polished Brass/US3	NONE	—	—	—	Bulk	—	—
35410KIT	4" x 4"	2.5mm	RP	Polished Brass/US3	800	#10	.75	WS T17	Bulk	—	—
35419	4" x 4"	2.2mm	RP	White Prime/USP	NONE	—	—	—	Bulk	—	—
35419KIT	4" x 4"	2.2mm	RP	White Prime/USP	800	#10	.75	WS T17	Bulk	—	100 EA
35053	4" x 4"	2.5mm	RP	Brushed Chrome/US26D	800	#10	1	WS T17	Bulk	—	100 EA
35221	4" x 4"	2.5mm	RP	Satin Brass/US4	800	#10	.75	WS T17	Bulk	—	100 EA
35413	4" x 4"	2.5mm	RP	Zinc/US2D	800	#10	.75	WS T17	Bulk	—	100 EA
35500	4" x 4"	2.5mm	RP	Antique Brass/US5	800	#10	.75	WS T17	Bulk	—	100 EA
35501	4" x 4"	2.5mm	RP	Satin Bronze/US10A	800	#10	.75	WS T17	Bulk	—	100 EA
35502	4" x 4"	2.5mm	RP	Oil Rubbed Bronze/US10B	800	#10	.75	WS T17	Bulk	—	100 EA
35503	4" x 4"	2.5mm	RP	Antique Nickel/US15A	800	#10	.75	WS T17	Bulk	—	100 EA
35504	4" x 4"	2.5mm	RP	Black/US1D	800	#10	.75	WS T17	Bulk	—	100 EA
34993	4" x 4"	2.5mm	RP	ORB - Copper Tint/US10BC	800	#10	.75	WS T17	Bulk	—	100 EA
34999	4" x 4"	2.5mm	RP	Pure White/USPPW	800	#10	.75	WS T17	Bulk	—	100 EA
35505	4" x 4"	2.5mm	RP	Chrome/US26	800	#10	.75	WS T17	Bulk	—	100 EA
34964	4" x 4"	2.5mm	RP	Satin Nickel/US15	800	#10	1	WS T17	Bulk	—	100 EA
35225	4" x 4"	2.2mm	RP	Satin Brass/US4	16	#10	1	WS T17	2/Box	1	25
35051	4" x 4"	2.2mm	RP	Stainless Steel/US32D	16	#10	1	WS T17	2/Box	1	25
35228	4" x 4"	2.2mm	RP	Polished Brass/US3	16	#10	1	WS T17	2/Box	1	50
35771	4" x 4"	2.5mm	RP	Polished Brass/US3	16	#10	1	WS T17	2/Box	1	25
35791	4" x 4"	2.5mm	RP	Light Btt3SP	16	#10	1	WS T17	2/Box	1	25
35047	4" x 4"	2.5mm	RP	Oil Rubbed Bronze/US10B	16	#10	1	WS T17	2/Box	1	25
35048	4" x 4"	2.5mm	RP	Satin Nickel/US15	16	#10	1	WS T17	2/Box	1	25
35049	4" x 4"	2.5mm	RP	Antique Nickel/US15A	16	#10	1	WS T17	2/Box	1	25
35050	4" x 4"	2.5mm	RP	Polished Chrome/US26	16	#10	1	WS T17	2/Box	1	25
35052	4" x 4"	2.5mm	RP	Satin Chrome/US26D	16	#10	1	WS T17	2/Box	1	25
61750	4" x 4"	2.5mm	RP	Polished Brass/US3	24	#10	1	WS T17	3/Box	5	20
61753	4" x 4"	2.5mm	RP	Antique Brass/US5	24	#10	1	WS T17	3/Box	5	20
61755	4" x 4"	2.5mm	RP	Antique Nickel/US15A	24	#10	1	WS T17	3/Box	5	20
61752	4" x 4"	2.5mm	RP	Oil Rubbed Bronze/US10B	24	#10	1	WS T17	3/Box	5	20
61754	4" x 4"	2.5mm	RP	Chrome/US26	24	#10	1	WS T17	3/Box	5	20
61751	4" x 4"	2.5mm	RP	Satin Nickel/US15	24	#10	1	WS T17	3/Box	5	20
61756	4" x 4"	2.5mm	RP	White	24	#10	1	WS T17	3/Box	5	20

\*The following registered trade name or trade mark is not owned, associated with or connected in any way with HBC Home & Hardware Products and is used herein for illustrative purposes only

## 5/8" RADIUS & SQUARE CORNER — PLAIN BEARING

### Unassembled

- Button tip
- Furnished with screws

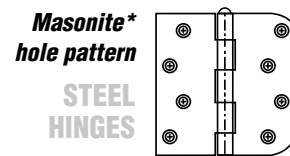


CODE	SIZE	GAUGE	PIN TYPE	FINISH	SCREWS				PACK	CASE
					QTY	SIZE	LENGTH	TYPE		
35416	4" x 4"	2.5mm	RP	Primed/USPW	800	#10	1	WS T17	Bulk	100
35734	4" x 4"	2.5mm	RP	Polished Brass/US3	800	#10	1	WS T17	Bulk	100
35732	4" x 4"	2.5mm	RP	Oil Rubbed Bronze/US10B	800	#10	1	WS T17	Bulk	100
35733R1	4" x 4"	2.5mm	RP	Satin Nickel/US15	400	#10	1	WS T17	Bulk	100
					400	#10	.75	WST17		
35737	4" x 4"	2.5mm	RP	Chrome/US26	800	#10	1	WS T17	Bulk	100
34995	4" x 4"	2.5mm	RP	ORB - Copper Tint/US10BC	400	#10	1	WS T17	Bulk	100
35961	4" x 4"	2.5mm	RP	Pure White/USPPW	400	#10	.75	WST17	Bulk	100
35776R1	4" x 4.25"	2.5mm	RP	Satin Nickel/US15	400	#10	1	WS T17	Bulk	100
					400	#10	.75	WST17		
35778	4" x 4.25"	2.5mm	RP	Oil Rubbed Bronze/US10B	400	#10	.75	WST17	Bulk	100
35962	4" x 4.25"	2.5mm	RP	Pure White/USPPW	400	#10	1	WS T17	Bulk	100
34996	4" x 4.25"	2.5mm	RP	ORB - Copper Tint/US10BC	400	#10	.75	WST17	Bulk	100

## 5/8" RADIUS & SQUARE CORNER — PLAIN BEARING

### Non-Removable Pin - Riveted Pin

- Furnished with screws

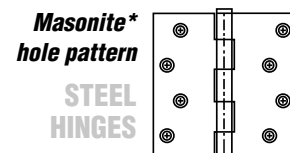


CODE	SIZE	GAUGE	PIN TYPE	FINISH	SCREWS				PACK	CASE
					QTY	SIZE	LENGTH	TYPE		
34959	4" x 4"	2.5mm	NRP RIV	Satin Nickel/US15	800	#10	1	WS T17	Bulk	100
34961	4" x 4"	2.5mm	NRP RIV	Satin Chrome/US26D	800	#10	1	WS T17	Bulk	100
35014	4" x 4"	2.5mm	NRP RIV	Primed/USPPW	800	#10	1	WS T17	Bulk	100
34988	4" x 4"	2.5mm	NRP RIV	Oil Rubbed Bronze/US10B	800	#10	1	WS T17	Bulk	100
98733	4" x 4.25"	2.5mm	NRP RIV	Satin Nickel/US15	800	#10	1	WS T17	Bulk	100
98735	4" x 4.25"	2.5mm	NRP RIV	Oil Rubbed Bronze/US10B	800	#10	1	WS T17	Bulk	100

## SQUARE CORNER — PLAIN BEARING

### Removable Pin

- Button tip
- Furnished with screws



CODE	SIZE	GAUGE	PIN TYPE	FINISH	SCREWS				PACK	CASE
					QTY	SIZE	LENGTH	TYPE		
<b>BOX</b>										
35215	4" x 4"	2.2mm	RP	Satin Brass/US4	8	#10	.75	WS T17	2/Box	25
60804	4" x 4"	2.2mm	RP	Polished Brass/US3	8	#10	.75	WS T17	2/Box	25

## SQUARE CORNER — PLAIN BEARING

### Removable Pin

Masonite\*\* hole pattern; Button tip; Furnished w/screws

STEEL  
HINGES



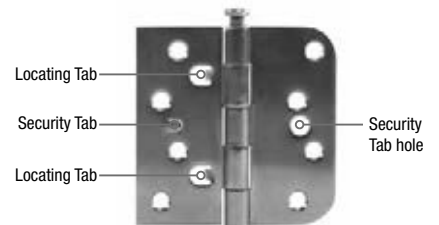
CODE	SIZE	GAUGE	PIN TYPE	FINISH	SCREWS				PACKAGE	PACK
					QTY	SIZE	LENGTH	TYPE		
<b>CLAMSHELL</b>										
35066	4" x 4"	2.5mm	RP	Brass/US3	8	#10	1	WS T17	1/Clam	10/100
35069	4" x 4"	2.5mm	RP	Satin Chrome/US26D	8	#10	1	WS T17	1/Clam	10/100
35070	4" x 4"	2.5mm	RP	Satin Nickel/US15	8	#10	1	WS T17	1/Clam	10/100
35071	4" x 4"	2.5mm	RP	Antique Pewter/US17A	8	#10	1	WS T17	1/Clam	10/100
<b>CARD</b>										
60909	4" x 4"	2.2mm	RP	Brass/US3	8	#10	1	WS	1/Card	5/60
60910	4" x 4"	2.2mm	RP	Antique Brass/US5	8	#10	1	WS	1/Card	5/60
60920	4" x 4"	2.2mm	RP	Zinc/US2	8	#10	1	WS	1/Card	5/60
<b>BOX</b>										
35215	4" x 4"	2.2mm	RP	Satin Brass/US4	8	#10	0.75	WS T17	2/Box	—/25
60804	4" x 4"	2.2mm	RP	Bright Brass/US3	8	#10	0.75	WS T17	2/Box	—/25

## 5/8" RADIUS & SQUARE CORNER — PLAIN BEARING

### Removable Pin

- Button tip
- Furnished with screws
- Locating tab
- Security tab
- Unassembled

*Therma Tru\**  
*hole pattern*



STEEL  
HINGES

CODE	SIZE	GAUGE	PIN TYPE	FINISH	SCREWS				PACK	CASE
					QTY	SIZE	LENGTH	TYPE		
34984	4" x 4"	2.5mm	RP	Satin Nickel/US15	8	#10	1	WS T17	Bulk	100
34985	4" x 4"	2.5mm	RP	Oil Rubbed Bronze/US10B	8	#10	1	WS T17	Bulk	100
34986	4" x 4"	2.5mm	RP	Bright Satin Brass/US4B	8	#10	1	WS T17	Bulk	100
34987	4" x 4"	2.5mm	RP	Stainless Steel/US32D	8	#10	1	WS T17	Bulk	100
35965	4" x 4"	2.5mm	RP	Pure White/USPPW	8	#10	1	WS T17	Bulk	100
35966	4" x 4"	2.5mm	RP	ORB - Copper Tint /US10BC	8	#10	1	WS T17	Bulk	100

## SPECIALTY SQUARE CORNER — PLAIN BEARING

- Button Tip
- Square Radius = Unassembled
- Furnished with 400 #10 x .75" and 400 #10 x 1" WS T17 screws

*Masonite\**  
hole pattern




		CODE	SIZE	GAUGE	PIN TYPE	FINISH	PACK	CASE
Security TAB		<b>RADIUS RADIUS</b>						
		34966	4" x 4"	2.5mm	RP	Satin Nickel/US15	bulk	100
		34967	4" x 4"	2.5mm	RP	Oil Rubbed Bronze/US10B	bulk	100
		34994	4" x 4"	2.5mm	RP	ORB - Copper Tint/US10BC	bulk	100
		35960	4" x 4"	2.5mm	RP	Pure White/USPPW	bulk	100
		<b>RADIUS SQUARE</b>						
		34968	4" x 4"	2.5mm	RP	Satin Nickel/US15	bulk	100
		34969	4" x 4"	2.5mm	RP	Oil Rubbed Bronze/US10B	bulk	100
		34997	4" x 4"	2.5mm	RP	ORB - Copper Tint/US10BC	bulk	100
		35963	4" x 4"	2.5mm	RP	Pure White/USPPW	bulk	100
		34970	4" x 4.25"	2.5mm	RP	Satin Nickel/US15	bulk	100
		34971	4" x 4.25"	2.5mm	RP	Oil Rubbed Bronze/US10B	bulk	100
		34998	4" x 4.25"	2.5mm	RP	ORB - Copper Tint/US10BC	bulk	100
35964	4" x 4.25"	2.5mm	RP	Pure White/USPPW	bulk	100		
Locating TAB		34972	4" x 4"	2.5mm	RP	Satin Nickel/US15	bulk	100
		34973	4" x 4"	2.5mm	RP	Oil Rubbed Bronze/US10B	bulk	100
		34974	4" x 4.25"	2.5mm	RP	Satin Nickel/US15	bulk	100
		34975	4" x 4.25"	2.5mm	RP	Oil Rubbed Bronze/US10B	bulk	100
		34980	4" x 4"	2.5mm	NRP	Satin Nickel/US15	bulk	100
		34981	4" x 4"	2.5mm	NRP	Oil Rubbed Bronze/US10B	bulk	100
		34982	4" x 4.25"	2.5mm	NRP	Satin Nickel/US15	bulk	100
		34983	4" x 4.25"	2.5mm	NRP	Oil Rubbed Bronze/US10B	bulk	100
Locating & Security TAB		34976	4" x 4"	2.5mm	RP	Satin Nickel/US15	bulk	100
		34977	4" x 4"	2.5mm	RP	Oil Rubbed Bronze/US10B	bulk	100
		34989	4" x 4"	2.5mm	RP	Pure White/USPPW	bulk	100
		34990	4" x 4"	2.5mm	RP	ORB - Copper Tint/US10BC	bulk	100
		34978	4" x 4.25"	2.5mm	RP	Satin Nickel/US15	bulk	100
		34979	4" x 4.25"	2.5mm	RP	Oil Rubbed Bronze/US10B	bulk	100
		34991	4" x 4.25"	2.5mm	RP	ORB - Copper Tint/US10BC	bulk	100

\*The following registered trade name or trade mark is not owned, associated with or connected in any way with HBC Home & Hardware Products and is used herein for illustrative purposes only

## HINGE SCREWS

- All screws sold in bulk box quantities



	#9 X 3/4" WOOD T17	#9 X 3/4" WOOD T17	#9 X 1" WOOD T17	#10 X 3/4" WOOD T17	#10 X 1" WOOD T17	#10 X 3" WOOD T17	#10-24X1/2" MACHINE UNDERCUT HEAD
<b>Quantity / Box</b>	600	800	800	800	800	600	800
<b>OIL RUBBED BRONZE / US10B</b>	98282	64983	64988	65021	65013	65041R1	65070
<b>SATIN NICKEL US15</b>	98281	64982	64989	65020	65014	65042R1	65038
<b>POLISHED CHROME US26</b>	64956		64990	65009	65015		64998
<b>DULL CHROME US26D</b>	64595		64991	65011	65016	65025R1	64999
<b>ZINC DICHROMATE US2D</b>	64954		64985	65032	65017		65039
<b>POLISHED BRASS / US3</b>	64953		64599	65031	65018		65003
<b>SATIN BRASS US4</b>	64952		64986	65030	65019		65004
<b>ANTIQUE BRASS/ US5</b>	64958		64987	65012	65022		65006
<b>PRIME PURE WHITE USPPW</b>	64994	64984	64993	65044	65023		65007
<b>PRIME USPW</b>	64955		64992	65033	65034	65024R1	65008

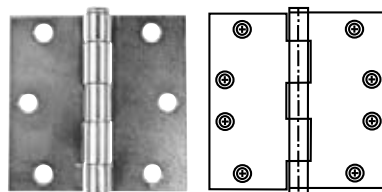
\*The following registered trade name or trade mark is not owned, associated with or connected in any way with HBC Home & Hardware Products and is used herein for illustrative purposes only

## SQUARE CORNER — PLAIN BEARING

### Removable Pin

- Button tip
- Furnished with screws

Template  
hole pattern



STEEL  
HINGES

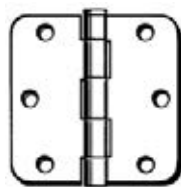
CODE	SIZE	GAUGE	PIN TYPE	FINISH	SCREWS				PACK	INNER	MASTER
					QTY	SIZE	LENGTH	TYPE			
<b>CLAMSHELL</b>											
35061	3-1/2" x 3-1/2"	2.2mm	RP	Brass/US3	6	#9	0.75	WS T17	1/Clam	10	100
35062	3-1/2" x 3-1/2"	2.2mm	RP	Chrome/US26	6	#9	0.75	WS T17	1/Clam	10	100
35064	3-1/2" x 3-1/2"	2.2mm	RP	Satin Chrome/US26D	6	#9	0.75	WS T17	1/Clam	10	100
35063	3-1/2" x 3-1/2"	2.2mm	RP	Oil Rubbed Bronze/US10B	6	#9	0.75	WS T17	1/Clam	10	100
35065	3-1/2" x 3-1/2"	2.2mm	RP	Satin Nickel/US15	6	#9	0.75	WS T17	1/Clam	10	100
<b>CARD</b>											
60918	3" x 3"	2.0mm	RP	Zinc/US2	6	#9	0.75	WS	1/Card	5	60
60906	3" x 3"	2.0mm	RP	Satin Brass/US4	6	#9	0.75	WS	1/Card	5	60
60907	3-1/2" x 3-1/2"	2.2mm	RP	Satin Brass/US4	6	#9	0.75	WS	1/Card	5	60
60908	3-1/2" x 3-1/2"	2.2mm	RP	Antique Brass/US5	6	#9	0.75	WS	1/Card	5	60
60919	3-1/2" x 3-1/2"	2.2mm	RP	Zinc/US2	6	#9	0.75	WS	1/Card	5	60
<b>BOX</b>											
35200	3" x 3"	2.0mm	RP	Satin Brass/US4	12	#9	.75	WS T17	2/Box	—	25
60802	3-1/2" x 3-1/2"	2.2mm	RP	Polished Brass/US3	12	#9	.75	WS T17	2/Box	—	25
35210	3-1/2" x 3-1/2"	2.2mm	RP	Satin Brass/US4	12	#9	.75	WS T17	2/Box	—	25
35251	4-1/2" x 4-1/2"	3.4mm	RP	Dull Chrome/US26D	24	#12	1.25	WS	3/Box	1	12
					24	#12-24	.5	MS			
35252	4-1/2" x 4-1/2"	3.4mm	RP	Grey Primed/USP	24	#12	1.25	WS	3/Box	6	12
					24	#12-24	.5	MS			

## 1/4" RADIUS CORNER — PLAIN BEARING

### Removable Pin

- Button tip
- Furnished with screws

Masonite\*  
template  
hole pattern



STEEL  
HINGES



Masonite\*  
template  
hole pattern

CODE	SIZE	GAUGE	PIN TYPE	FINISH	SCREWS				PACK	INNER	MASTER
					QTY	SIZE	LENGTH	TYPE			
<b>CARD</b>											
61015	3" x 3"	2.2mm	RP	Satin Brass/US4	6	#9	0.75	WS T17	1/Card	5	60
60796	3-1/2" x 3-1/2"	2.2mm	RP	Satin Brass/US4	6	#9	0.75	WS T17	1/Card	5	60
61012	3-1/2" x 3-1/2"	2.2mm	RP	Brass/US3	6	#9	0.75	WS T17	1/Card	5	60
61013	4" x 4"	2.2mm	RP	Brass/US3	8	#9	0.75	WS T17	1/Card	5	60
<b>BOX</b>											
35217	3-1/2" x 3-1/2"	2.2mm	RP	Satin Brass/US4	12	#9	.75	WS T17	2/Box	—	25
62134	3-1/2" x 3-1/2"	2.2mm	RP	Oil Rubbed Bronze/US10B	12	#9	.75	WS T17	2/Box	5	50
62130	3-1/2" x 3-1/2"	2.2mm	RP	Satin Nickel/US15	12	#9	.75	WS T17	2/Box	5	50
35219	4" x 4"	2.2mm	RP	Satin Brass/US4	16	#10	.75	WS T17	2/Box	—	50
62132	4" x 4"	2.2mm	RP	Satin Nickel/US15	16	#10	.75	WS T17	2/Box	5	50

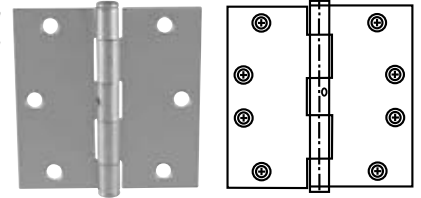
## SQUARE CORNER — PLAIN BEARING

### Non-Removable Pin - Set Screw

- Furnished with screws

Template  
hole pattern

STEEL  
HINGES



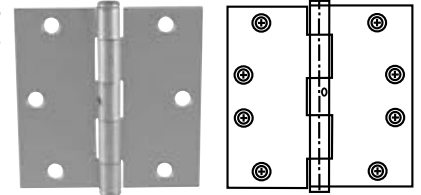
CODE	SIZE	GAUGE	PIN TYPE	FINISH	SCREWS				PACK	INNER	MASTER
					QTY	SIZE	LENGTH	TYPE			
<b>BOX</b>											
35212	3-1/2" x 3-1/2"	2.2mm	NRP SS	Satin Brass/US4	12	#9	.75	WS T17	2/Box	1	50
35151	4-1/2" x 4-1/2"	3.4mm	NRP SS	Satin Chrome/US26D	24	#12	1.25	WS	3/Box	6	12
					24	#12-24	.5	MS			
35152	4-1/2" x 4-1/2"	3.4mm	NRP SS	Grey Primed/USP	24	#12	1.25	WS	3/Box	6	12
					24	#12-24	.5	MS			

## SQUARE CORNER — PLAIN BEARING

- Button tip
- Furnished with screws

Template  
hole pattern

STEEL  
HINGES



CODE	SIZE	GAUGE	PIN TYPE	FINISH	SCREWS				PACK	INNER	MASTER
					QTY	SIZE	LENGTH	TYPE			
<b>BOX</b>											
35214	4" x 4"	2.2mm	NRP SS	Satin Brass/US4	16	#9	.75	WS T17	2/Box	1	50
<b>POLYBAG</b>											
61018	3-1/2" x 3-1/2"	2.2mm	NRP RIV	Zinc/US2	12	#9	.75	WS T17	2/Poly	5	50
61019	4" x 4"	2.2mm	NRP RIV	Zinc/US2	16	#9	1	WS T17	2/Poly	5	50

## Galvanized — All Weather

## 5/8" RADIUS — SQUARE CORNER — PLAIN BEARING

### Removable Pin

Masonite\*\* hole pattern; Button tip; Furnished w/screws

STEEL  
HINGES



CODE	SIZE	GAUGE	PIN TYPE	FINISH	SCREWS				PACKAGE	PACK
					QTY	SIZE	LENGTH	TYPE		
<b>CARD</b>										
61030	3" x 3"	2.0mm	RP	Galvanized/US2H	6	#9	0.75	WST17	1/Card	5/25
61031	3-1/2" x 3-1/2"	2.2mm	RP	Galvanized/US2H	6	#9	0.75	WST17	1/Card	5/25
61032	4" x 4"	2.2mm	RP	Galvanized/US2H	8	#10	0.75	WST17	1/Card	5/25
<b>BOX</b>										
61058	4" x 4"	2.2mm	RP	Galvanized/US2H	16	#10	0.75	WST17	2/Box	5

\*The following registered trade name or trade mark is not owned, associated with or connected in any way with HBC Home & Hardware Products and is used herein for illustrative purposes only

## Ball Bearing

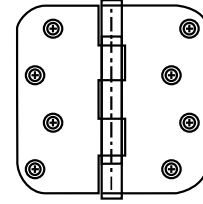
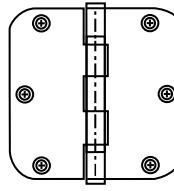
### 5/8" RADIUS CORNER — BALL BEARING

#### Removable Pin

- Button tip
- Furnished with screws

*Masonite\**  
template  
hole pattern

STEEL  
HINGES



*Masonite\**  
hole  
pattern

CODE	SIZE	GAUGE	PIN TYPE	FINISH	SCREWS				PACK	INNER	MASTER
					QTY	SIZE	LENGTH	TYPE			
35769	3-1/2" x 3-1/2"	2.2mm	RP	Polished Brass/US3	12	#9	.75	WS T17	2/Box	1	25
98372	3-1/2" x 3-1/2"	2.2mm	RP	Satin Brass/US4	12	#9	.75	WS T17	2/Box	1	25
98373	3-1/2" x 3-1/2"	2.2mm	RP	Antique Brass/US5	12	#9	.75	WS T17	2/Box	1	25
98374	3-1/2" x 3-1/2"	2.2mm	RP	Oil Rubbed Bronze/US10B	12	#9	.75	WS T17	2/Box	1	25
98375	3-1/2" x 3-1/2"	2.2mm	RP	Satin Nickel/US15	12	#9	.75	WS T17	2/Box	1	25
98376	3-1/2" x 3-1/2"	2.2mm	RP	Chrome/US26	12	#9	.75	WS T17	2/Box	1	25
98377	3-1/2" x 3-1/2"	2.2mm	RP	Brush Chrome/US26D	12	#9	.75	WS T17	2/Box	1	25
98384	4" x 4"	2.5mm	RP	Satin Brass/US4	16	#9	.75	WS T17	2/Box	1	25
98385	4" x 4"	2.5mm	RP	Antique Brass/US5	16	#9	.75	WS T17	2/Box	1	25
98386	4" x 4"	2.5mm	RP	Oil Rubbed Bronze/US10B	16	#9	.75	WS T17	2/Box	1	25
98387	4" x 4"	2.5mm	RP	Satin Nickel/US15	16	#9	.75	WS T17	2/Box	1	25
98388	4" x 4"	2.5mm	RP	Chrome/US26	16	#9	.75	WS T17	2/Box	1	25
98389	4" x 4"	2.5mm	RP	Brush Chrome/US26D	16	#9	.75	WS T17	2/Box	1	25

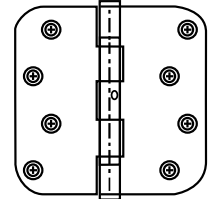
### 5/8" RADIUS CORNER — BALL BEARING

#### Non-Removable Pin - Set Screw

- Button tip
- Furnished with screws

*Masonite\**  
hole pattern

STEEL  
HINGES



CODE	SIZE	GAUGE	PIN TYPE	FINISH	SCREWS				PACK	INNER	MASTER
					QTY	SIZE	LENGTH	TYPE			
98356	4" x 4"	2.5mm	NRP	Satin Brass/US4	16	#9	0.75	WS T17	2/Box	1	25
98357	4" x 4"	2.5mm	NRP	Antique Brass/US5	16	#9	0.75	WS T17	2/Box	1	25
98358	4" x 4"	2.5mm	NRP	Oil Rubbed Bronze/US10B	16	#9	0.75	WS T17	2/Box	1	25
98359	4" x 4"	2.5mm	NRP	Satin Nickel/US15	16	#9	0.75	WS T17	2/Box	1	25
98524	4" x 4"	2.5mm	NRP	Chrome/US26	16	#9	0.75	WS T17	2/Box	1	25
98728	4" x 4"	2.5mm	NRP	Brush Chrome/US26D	16	#9	0.75	WS T17	2/Box	1	25

\*The following registered trade name or trade mark is not owned, associated with or connected in any way with HBC Home & Hardware Products and is used herein for illustrative purposes only

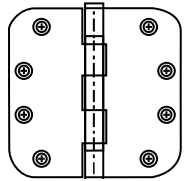
**Ball Bearing**

**5/8" RADIUS CORNER – BALL BEARING**

- Button tip
- Furnished with screws

*Template  
hole pattern*

**STEEL  
HINGES**



CODE	SIZE	GAUGE	PIN TYPE	FINISH	SCREWS				PACK	INNER	MASTER
					QTY	SIZE	LENGTH	TYPE			
35347	4" x 4"	3.3mm	RP	Polished Brass/US3	16	#12	1	WS T17	2/Box	6	24
					16	#12-24	.5	MS			

**SQUARE CORNER — BALL BEARING  
Non-Removable Pin - Set Screw**

- Button tip
- Furnished with screws

*Template  
hole pattern*

**STEEL  
HINGES**



CODE	SIZE	GAUGE	PIN TYPE	FINISH	SCREWS				PACK	INNER	MASTER
					QTY	SIZE	LENGTH	TYPE			
35182	4-1/2" x 4-1/2"	3.4mm	NRP	Satin Chrome/US26D	24	#12	1.25	WS T17	3/Box	6	12
					24	#12-24	.5	MS			
35153	4-1/2" x 4-1/2"	3.4mm	NRP	Grey Primed/USP	24	#12	1.25	WS T17	3/Box	6	12
					24	#12-24	.5	MS			

**SQUARE CORNER — BALL BEARING  
Removable Pin**

- Button tip
- Furnished with screws

*Template  
hole pattern*

**STEEL  
HINGES**



CODE	SIZE	GAUGE	PIN TYPE	FINISH	SCREWS				PACK	INNER	MASTER
					QTY	SIZE	LENGTH	TYPE			
35282	4-1/2" x 4-1/2"	3.4mm	RP	Satin Chrome/US26D	24	#12	1.25	WS T17	3/Box	6	12
					24	#12-24	.5	MS			
35283	4-1/2" x 4-1/2"	3.4mm	RP	Polished Chrome/US26	24	#12	1.25	WS T17	3/Box	6	12
					24	#12-24	.5	MS			
35253	4-1/2" x 4-1/2"	3.4mm	RP	Grey Primed/USP	24	#12	1.25	WS T17	3/Box	6	12
					24	#12-24	.5	MS			

\*The following registered trade name or trade mark is not owned, associated with or connected in any way with HBC Home & Hardware Products and is used herein for illustrative purposes only

## Spring Hinges

### 5/8" RADIUS — SPRING HINGES

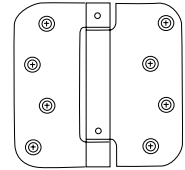
#### Self Closing — UL Listed

- Furnished w/adjustable wrench, tension pins and screws

Screws: 8 - #10 x 1", WS T17; 8 - #9 x 1", WS T17; 8 - #10 -24 x .5" MS Under Cut Head  
8 - #10 -24 x .5" MS #9 Flat Under Cut Head

**Masonite\***  
hole pattern

**STEEL**  
HINGES



CODE	SIZE	GAUGE	PIN TYPE	FINISH	SCREWS				PACK	IN-NER	MASTER
					QTY	SIZE	LENGTH	TYPE			
35385R1	4" x 4"	2.5mm	NRP	Polished Brass/US3	Screws Listed in Description				2/Box	6	24
35391R1	4" x 4"	2.5mm	NRP	Oil Rubbed Bronze/US10B					2/Box	6	24
35389R1	4" x 4"	2.5mm	NRP	Satin Nickel/US15					2/Box	6	24
35386R1	4" x 4"	2.5mm	NRP	Satin Chrome/US26D					2/Box	6	24
35356R1	4" x 4"	2.5mm	NRP	White Prime/USPW					2/Box	6	24
97474R1	4" x 4"	2.5mm	NRP	Grey Primed/USP					2/Box	6	24
35355	4" x 4"	2.5mm	NRP	Zinc/US2D					2/Box		

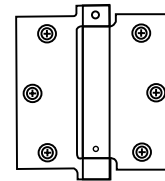
### SQUARE CORNER — SPRING HINGES

#### Self Closing — UL Listed

- Reversible for right and left hand application
- Furnished with adjustable wrench
- Tension pins and screws

**Template**  
hole pattern

**STEEL**  
HINGES



CODE	SIZE	GAUGE	PIN TYPE	FINISH	SCREWS				PACK	INNER	MASTER
					QTY	SIZE	LENGTH	TYPE			
35341R1	3-1/2" x 3-1/2"	2.5mm	NRP	Satin Brass/US4	12	#10	1	WS T17	2/Box	6	24
					12	#10-24	.5	MS UH			
35336R1	3-1/2" x 3-1/2"	2.5mm	NRP	Satin Chrome/US26D	12	#10	1	WS T17	2/Box	6	24
					12	#10-24	.5	MS UH			
35343R1	4" x 4"	3.3mm	NRP	Polished Brass/US3	16	#12	1	WS T17	2/Box	1	24
					16	#12-24	.5	MS UH			
35342R1	4" x 4"	3.3mm	NRP	Satin Brass/US4	16	#12	1	WS T17	2/Box	6	24
					16	#12-24	.5	MS UH			
35337R1	4" x 4"	3.3mm	NRP	Satin Chrome/US26D	16	#12	1	WS T17	2/Box	6	24
					16	#12-24	.5	MS UH			
35345R1	4-1/2" x 4-1/2"	3.4mm	NRP	Polished Brass/US3	16	#12	1.25	WS T17	2/Box	6	12
					16	#12-24	.5	MS UH			
35344R1	4-1/2" x 4-1/2"	3.4mm	NRP	Satin Brass/US4	16	#12	1.25	WS T17	2/Box	6	12
					16	#12-24	.5	MS UH			
35338R1	4-1/2" x 4-1/2"	3.4mm	NRP	Satin Chrome/US26D	16	#12	1.25	WS T17	2/Box	6	12
					16	#12-24	.5	MS UH			
35340R1	4-1/2" x 4-1/2"	3.4mm	NRP	Grey Primed/USP	16	#12	1.25	WS T17	2/Box	6	12
					16	#12-24	.5	MS UH			
35339	4-1/2" x 4-1/2"	3.4mm	NRP	Dull Chrome/US26D	24	#12	1.25	WS T17	3/Box	4	8
					24	#12-24	.5	MS UH			
35335	4-1/2" x 4-1/2"	3.4mm	NRP	Polished Chrome/US26	24	#12	1.25	WS T17	3/Box	4	5
					24	#12-24	.5	MS UH			

\*The following registered trade name or trade mark is not owned, associated with or connected in any way with HBC Home & Hardware Products and is used herein for illustrative purposes only

## 5/8" RADIUS & SQUARE CORNER — SPRING HINGES

### Self Closing — UL Listed

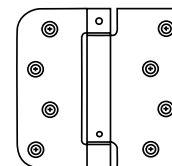
- Furnished w/adjustable wrench • Tension pins and screws

Screws: 8 - #10 x 1", WS T17; 8 - #9 x 1", WS T17; 8 - #10 -24 x .5" MS Under Cut Head;

8 - #10 -24 x .5" MS #9 Flat Under Cut Head

*Masonite\**  
hole pattern

STEEL  
HINGES



CODE	SIZE	GAUGE	PIN TYPE	FINISH	SCREWS				PACK	INNER	MASTER
					QTY	SIZE	LENGTH	TYPE			
35352R1	4" x 4"	2.5mm	NRP	White Prime/USP	Screws Listed in Description				2/Box	6	24

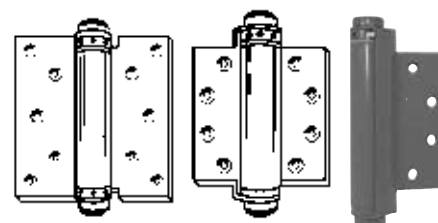
## Speciality Hinges

### SINGLE ACTION SPRING HINGES — SQUARE CORNER

- Standard mortise: 6" x 6" and 7" x 7" flange; 6" x 4-1/2" flange
- Furnished with screws

*Template*  
hole pattern

STEEL  
HINGES



CODE	SIZE	GAUGE	PIN TYPE	FINISH	SCREWS				PACK	INNER	MASTER
					QTY	SIZE	LENGTH	TYPE			
35606	6" x 4-1/2" (4-1/2" Leaves)	2.5mm	NRP	White Prime/USP	12	#12	1.125	WS T17	3/Box	1	8
					24	#12	.5	MS			
96738	6" x 4-1/2" (4-1/2" Leaves)	2.5mm	NRP	White Prime/USP	8	#12	1.125	WS T17	2/Box	1	12
					16	#12-24	.5	MS			
96739	6" x 6" (6" Leaves)	2.5mm	NRP	White Prime/USP	10	#12	1.125	WS T17	2/Box	1	12
					20	#12-24	.5	MS			
96740	7" x 7" (7" Leaves)	3.0mm	NRP	White Prime/USP	10	#12	1.125	WS T17	2/Box	1	12
					20	#12-24	.5	MS			

### DOUBLE ACTION SPRING HINGES — SQUARE CORNER

- No hanging strip required
- Heavy duty for in or out swinging doors
- Adjustable tension spring • For doors up to 7/8" thick, use 3" hinge
- For doors up to 1-1/8" thick, use 4" hinge • Furnished with screws

*Template*  
hole pattern

STEEL  
HINGES



CODE	SIZE	GAUGE	PIN TYPE	FINISH	SCREWS				PACK	INNER	MASTER
					QTY	SIZE	LENGTH	TYPE			
35590	3"	2mm	NRP	Polished Brass/US3	16	#6	0.75	WS T17	2/Box	3	18
35595	4"	2mm	NRP	Polished Brass/US3	16	#6	0.75	WS T17	2/Box	3	18
35593	4"	2mm	NRP	Black	16	#6	0.75	WS T17	2/Box	3	18
35596	5"	2.2mm	NRP	Polished Brass/US3	20	#8	1.25	WS T17	2/Box	3	12
35597	6"	2.5mm	NRP	Polished Brass/US3	20	#10	1.25	WS T17	2/Box	3	6
35594	6"	2.5mm	NRP	Black	20	#10	1.25	WS T17	2/Box	3	6

\*The following registered trade name or trade mark is not owned, associated with or connected in any way with HBC Home & Hardware Products and is used herein for illustrative purposes only

## Stainless Steel

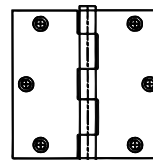
### SQUARE CORNER, PLAIN BEARING

#### Removable Pin

- Button tip
- Furnished with screws

Template  
hole pattern

STAINLESS STEEL  
HINGES



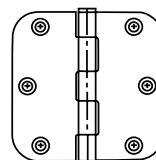
CODE	SIZE	GAUGE	PIN TYPE	FINISH	SCREWS				PACK	INNER	MASTER
					QTY	SIZE	LENGTH	TYPE			
35263	3-1/2" x 3-1/2"	2.5mm	RP	Stainless Steel/US32	12	#9	0.75	WS T17	2/Box	10	30
35264	4" x 4"	3mm	RP	Stainless Steel/US32	16	#8	1.25	WS T17	2/Box	10	20

### 5/8" RADIUS CORNER, PLAIN BEARING

- Button tip
- Furnished with screws

Masonite\* template  
hole pattern

STAINLESS STEEL  
HINGES



Masonite\*  
hole  
pattern

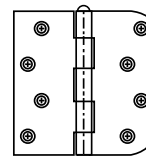
CODE	SIZE	GAUGE	PIN TYPE	FINISH	SCREWS				PACK	INNER	MASTER
					QTY	SIZE	LENGTH	TYPE			
35045	3-1/2" x 3-1/2"	2.2mm	RP	Stainless Steel/US32	12	#9	.75	WS T17	2/Box	1	25
35051	4" x 4"	2.5mm	RP	Stainless Steel/US32	16	#10	1	WS T17	2/Box	1	25
35746	4" x 4"	2.5mm	NRP	Stainless Steel/US32D	8	#10	1	WS T17	Bulk	100	—

### 5/8" RADIUS & SQUARE CORNER, PLAIN BEARING

- Button tip
- Furnished with screws

Masonite\*  
hole pattern

STEEL  
HINGES



CODE	SIZE	GAUGE	PIN TYPE	FINISH	SCREWS				PACK	INNER	MASTER
					QTY	SIZE	LENGTH	TYPE			
35747	4" x 4"	2.5	NRP	Stainless Steel/US32D	8	#10	1	WS T17	Bulk	100	—
35748	4" x 4.25"	2.5	NRP	Stainless Steel/US32D	8	#10	1	WS T17	Bulk	100	—


### SQUARE CORNER, BALL BEARING

#### Non-Removable Pin

- Button tip
- Furnished with screws

Template  
hole pattern

STAINLESS STEEL  
HINGES



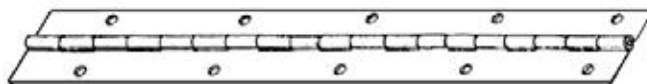
CODE	SIZE	GAUGE	PIN TYPE	FINISH	SCREWS				PACK	INNER	MASTER
					QTY	SIZE	LENGTH	TYPE			
35273	3-1/2" x 3-1/2"	2.5mm	RP	Stainless Steel/US32	12	#8	1.25	WS T17	2/Box	10	40

\*The following registered trade name or trade mark is not owned, associated with or connected in any way with HBC Home & Hardware Products and is used herein for illustrative purposes only

## PIANO HINGE

Drilled with countersunk holes on 2" hole centers;  
Shrinkwrap w/screws; bulk w/o screws

STEEL  
HINGES



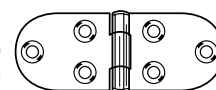
CODE	SIZE	GAUGE	PIN TYPE	FINISH	PACKAGE	PACK
35563	1-1/16" x 30"	0.04mm		Brass	Shrink Wrap Header Card	5
35572	1-1/2" x 30"	0.04mm		Brass	Shrink Wrap Header Card	5
35578	1-1/16" x 48"	0.04mm		Brass	Shrink Wrap Header Card	5
35585	1-1/2" x 48"	0.04mm		Brass	Shrink Wrap Header Card	5/120
35587	1-1/2" x 72"	0.04mm		Brass	Shrink Wrap Header Card	5
35551	1-1/2" x 30"	0.04mm		Nickel	Shrink Wrap Header Card	5/60
35586	1-1/2" x 48"	0.04mm		Nickel	Shrink Wrap Header Card	5
35588	1-1/2" x 72"	0.04mm		Nickel	Shrink Wrap Header Card	5/30

CODE	SIZE	GAUGE	PIN TYPE	FINISH	PACKAGE	PACK
35571	1-1/2" x 72"	0.04mm		Brass	Bulk	10
35575	2" x 72"	0.04mm		Brass	Bulk	10
96480	1-1/2" x 72"	0.032mm		Brass	Bulk	50
35570	1-1/2" x 72"	0.04mm		Nickel	Bulk	10

## SEWING MACHINE HINGE

Uses #10 x 1/4" machine screw (not included)

STEEL  
HINGES



CODE	SIZE	GAUGE	PIN TYPE	FINISH	SCREWS				PACKAGE	PACK
					QTY	SIZE	LENGTH	TYPE		
96735	1-3/16" x 3-1/4"	1.6mm	RP	Antique Copper	None				Bulk	100/100

## SURFACE MOUNT

Loose pin hinges; For doors & cabinets; No cutting or mortising;  
Furnished w/screws

STEEL  
HINGES

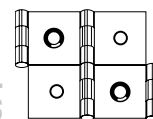


CODE	SIZE	GAUGE	PIN TYPE	FINISH	SCREWS				PACKAGE	PACK
					QTY	SIZE	LENGTH	TYPE		
35540	2-1/2"	1.4mm	RP	Brass/US3	10	#4	0.5	WS	2/Card	10/240
35542	3"	1.6mm	RP	Brass/US3	12	#6	1	WS	2/Card	12/120
35544	3-1/2"	1.8mm	RP	Brass/US3	12	#8	0.75	WS	2/Card	12/144
96606	4"	1.9mm	RP	Brass/US3	12	#9	1	WS	2/Card	12/96

## FOLDING SCREEN HINGE

Furnished w/screws

STEEL  
HINGES



CODE	SIZE	GAUGE	PIN TYPE	FINISH	SCREWS				PACKAGE	PACK
					QTY	SIZE	LENGTH	TYPE		
96622	3/4" x 1-3/4"	1.3mm	RP	Brass	8	#6	0.75	WS	2/Polybag	12/300

\*\*The following registered trade name or trade mark is not owned, associated with or connected in any way with Ultra Hardware Products LLC and is used herein for illustrative purposes only

## Light Duty Utility

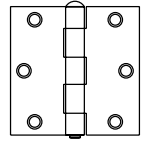
### SQUARE CORNER

#### Removable Pin

Furnished w/screws



STEEL  
HINGES




CODE	SIZE	GAUGE	PIN TYPE	FINISH	SCREWS				PACKAGE	PAGE
					QTY	SIZE	LENGTH	TYPE		
60862	2" x 2"	1.2mm	RP	Brass	12	#4	0.625	WS	2/Card	10/100
60916	2" x 2"	1.2mm	RP	Zinc	12	#4	0.625	WS	1/Card	5/60
60864	2-1/2" x 2-1/2"	1.2mm	RP	Brass	12	#6	0.625	WS	2/Card	10/100
60917	2-1/2" x 2-1/2"	1.2mm	RP	Zinc	12	#6	0.625	WS	1/Card	5/60

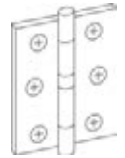
### SQUARE CORNER NARROW HINGE, LIGHT DUTY

Card w/Screws, Polybag & Bulk Pack w/o Screws

#### Removable Pin



STEEL  
HINGES



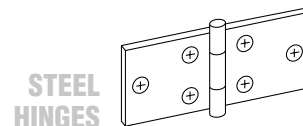
CODE	SIZE	PIN TYPE	FINISH	SCREWS				PACKAGE	PACK
				QTY	SIZE	LENGTH	TYPE		
60928	1" x 3/4"	RP	Zinc/US2C	8	#4	0.5	WS	2/Card	10/100
60929	1-1/2" x 1-7/16"	RP	Zinc/US2C	12	#4	0.625	WS	2/Card	10/100
60930	2" x 1-9/16"	RP	Zinc/US2C	12	#6	0.75	WS	2/Card	10/100
60931	2-1/2" x 1-3/4"	RP	Zinc/US2C	12	#6	0.75	WS	2/Card	10/100
60932	3" x 2"	RP	Zinc/US2C	12	#8	0.75	WS	2/Card	10/100
96553	1" x 1"	RP	Brass/US3	8	#4	0.5	WS	2/Card	12/144
60865	1-1/2" x 1-3/8"	RP	Brass/US3	12	#4	0.625	WS	2/Card	10/100
60866	2" x 1-9/16"	RP	Brass/US3	12	#6	0.75	WS	2/Card	10/100
60867	2-1/2" x 1-11/16"	RP	Brass/US3	12	#7	0.75	WS	2/Card	10/100
60868	3" x 2"	RP	Brass/US3	12	#8	0.75	WS	2/Card	10/100
<b>POLYBAG</b>									
61144	1" x 3/4"	RP	Zinc/US2C	NONE	—	—	—	1/Poly w/UPC	20/200
61145	1-1/2" x 1-7/16"	RP	Zinc/US2C	NONE	—	—	—	1/Poly w/UPC	20/200
61146	2" x 1-9/16"	RP	Zinc/US2C	NONE	—	—	—	1/Poly w/UPC	20/200
61147	2-1/2" x 1-1/4"	RP	Zinc/US2C	NONE	—	—	—	1/Poly w/UPC	20/200
61148	3" x 2"	RP	Zinc/US2C	NONE	—	—	—	1/Poly w/UPC	20/200
61139	1" x 3/4"	RP	Mill	NONE	—	—	—	1/Poly w/UPC	20/200
61140	1-1/2" x 1-7/16"	RP	Mill	NONE	—	—	—	1/Poly w/UPC	20/200
61141	2" x 1-9/16"	RP	Mill	NONE	—	—	—	1/Poly w/UPC	20/200
61142	2-1/2" x 1-3/4"	RP	Mill	NONE	—	—	—	1/Poly w/UPC	20/200
61143	3" x 2"	RP	Mill	NONE	—	—	—	1/Poly w/UPC	20/200

\*\*The following registered trade name or trade mark is not owned, associated with or connected in any way with Ultra Hardware Products LLC and is used herein for illustrative purposes only

## WIDE HINGE

### Non-Removable Pin

Furnished w/screws



CODE	SIZE	GAUGE	PIN TYPE	FINISH	SCREWS				PACKAGE	PACK
					QTY	SIZE	LENGTH	TYPE		
60921	1-7/16" x 3-1/2"	1.9mm	NRP	Zinc/USC2	12	#8	0.75	WS	2/Card	10/100
60922	1-7/16" x 3-1/2"	1.9mm	NRP	Brass/US3	12	#8	0.75	WS	2/Card	5/50

## SQUARE CORNER NARROW HINGE

Card and Polybag w/Screws, Bulk Pack w/o Screws

### Non-Removable Pin



CODE	SIZE	PIN TYPE	FINISH	SCREWS				PACKAGE	PACK
				QTY	SIZE	LENGTH	TYPE		
60923	1" x 3/4"	NRP	Zinc/US2C	8	#4	0.5	WS	2/Card	10/100
60924	1-1/2" x 1-1/4"	NRP	Zinc/US2C	12	#4	0.625	WS	2/Card	10/100
60925	2" x 1-1/4"	NRP	Zinc/US2C	12	#5	0.75	WS	2/Card	10/100
60926	2-1/2" x 1-1/2"	NRP	Zinc/US2C	12	#4	0.625	WS	2/Card	10/100
60927	3" x 1-1/2"	NRP	Zinc/US2C	12	#5	0.75	WS	2/Card	10/100
35531	1-1/2" x 1-1/8"	NRP	Brass/US3	12	#4	0.625	WS	2/Card	12/240
35532	2" x 1-3/8"	NRP	Brass/US3	12	#5	0.75	WS	2/Card	12/240
35533	2-1/2" x 1-5/8"	NRP	Brass/US3	12	#6	0.75	WS	2/Card	12/240
35534	3" x 2"	NRP	Brass/US3	12	#6	0.75	WS	2/Card	12/240
<b>BULK</b>									
61130	1" x 1"	NRP	Zinc/US2C	NONE	—	—	—	Bulk w/UPC	24/864
61131	1-1/2" x 1-3/8"	NRP	Zinc/US2C	NONE	—	—	—	Bulk w/UPC	24/720
61132	2" x 1-7/16"	NRP	Zinc/US2C	NONE	—	—	—	Bulk w/UPC	24/720
61133	2-1/2" x 1-11/16"	NRP	Zinc/US2C	NONE	—	—	—	Bulk w/UPC	24/576
61134	3" x 2"	NRP	Zinc/US2C	NONE	—	—	—	Bulk w/UPC	24/480
96529	1" x 1"	NRP	Zinc/US2C	NONE	—	—	—	Bulk	12 Pair/432
96531	1-1/2" x 1-3/8"	NRP	Zinc/US2C	NONE	—	—	—	Bulk	12 Pair/360
96533	2" x 1-7/16"	NRP	Zinc/US2C	NONE	—	—	—	Bulk	12 Pair/288
96535	2-1/2" x 1-11/16"	NRP	Zinc/US2C	NONE	—	—	—	Bulk	12 Pair/240
96537	3" x 2"	NRP	Zinc/US2C	NONE	—	—	—	Bulk	12 Pair/240
35090	1-1/2" x 1-1/8"	NRP	Brass/US3	NONE	—	—	—	Bulk	12 Pair/1008
35100	2-1/2" x 1-5/8"	NRP	Brass/US3	NONE	—	—	—	Bulk	12 Pair/300
35105	3" x 2"	NRP	Brass/US3	NONE	—	—	—	Bulk	12 Pair/240
<b>POLYBAG</b>									
61149	1" x 1"	NRP	Plain Steel	NONE	—	—	—	Polybag w/UPC	20/200
61150	1-1/2" x 1-1/2"	NRP	Plain Steel	NONE	—	—	—	Polybag w/UPC	20/200
61151	2" x 1-1/2"	NRP	Plain Steel	NONE	—	—	—	Polybag w/UPC	20/200
61152	2.5" x 1-1/2"	NRP	Plain Steel	NONE	—	—	—	Polybag w/UPC	20/200
61153	3" x 2"	NRP	Plain Steel	NONE	—	—	—	Polybag w/UPC	20/200

\*\*The following registered trade name or trade mark is not owned, associated with or connected in any way with Ultra Hardware Products LLC and is used herein for illustrative purposes only

## Solid Brass

### SQUARE CORNER, PLAIN BEARING

SOLID BRASS

#### Removable Pin

Masonite\*\* hole pattern; Button tip; Furnished w/screws

SOLID BRASS  
HINGES



CODE	SIZE	GAUGE	PIN TYPE	FINISH	SCREWS				PACKAGE	PACK
					QTY	SIZE	LENGTH	TYPE		
<b>CLAMSHELL</b>										
35072	3-1/2" x 3-1/2"	2.2mm	RP	Brass/US3	6	#9	0.75	WS T17	1/Clam	10/100

### SQUARE HINGE, LIGHT DUTY

SOLID BRASS

#### Removable Pin

Solid brass removable pin; Button tips; Template hole pattern; Furnished w/screws

SOLID BRASS  
HINGES



CODE	SIZE	GAUGE	PIN TYPE	FINISH	SCREWS				PACKAGE	PACK
					QTY	SIZE	LENGTH	TYPE		
96579	2-1/2" x 2-1/2"	1.3mm	RP	Brass/US3	12	#6	0.75	WS	2/Polybag	12/240
96580	3" x 3"	1.3mm	RP	Brass/US3	12	#6	0.75	WS	2/Polybag	12/144

## HINGES

SOLID BRASS

### Narrow

For use on small boxes, chest and cabinets; Lacquered to resist tarnishing; Furnished w/screws



13923 shown



13929 shown




13916 shown

CODE	SIZE	FINISH	HOLES PER LEAF	PACKAGE	PACK
<b>Non-Removable Pin</b>					
13923	1-1/2" x 1"	Brass/US3	2	2/Card	5/50
13924	2" x 1-3/16"	Brass/US3	3	2/Card	5/50
13912	3/4" x 5/8"	Brass/US3	2	4/Card	5/50
13913	1" x 3/4"	Brass/US3	2	4/Card	5/50
13926	1" x 1-1/32"	Brass/US3	2	4/Card	5/50
13914	1-1/2" x 7/8"	Brass/US3	2	2/Card	5/50
13927	1-1/2" x 1-1/4"	Brass/US3	2	2/Card	5/50
13915	2" x 1"	Brass/US3	3	2/Card	5/50
13928	2" x 1-3/8"	Brass/US3	3	2/Card	5/50
13929	2-1/2" x 1-3/4"	Brass/US3	3	2/Card	5/50
<b>Removable Button Tip Pin</b>					
13916	2-1/2" x 1-3/4"	Brass/US3	3	2/Card	5/50

\*\*The following registered trade name or trade mark is not owned, associated with or connected in any way with Ultra Hardware Products LLC and is used herein for illustrative purposes only

## ■ Gate & Garage

Fences, gates and garage doors are often the first things visitors see upon their arrival, so homeowners are looking for durable, yet affordable hardware that adds that extra decorative touch. Fortunately, you need not look any further than the following pages to find a variety of stainless steel, galvanized, black and zinc-plated gate and garage hardware that will meet your customers' needs.



## STRAP HINGES



### Heavy Duty

Carded w/screws;  
Bulk w/o screws

CODE	SIZE	FINISH	PACKAGE	PACK
96643	5"	Zinc	2/Card	2/24
96644	6"	Zinc	2/Card	2/24
96645	8"	Zinc	2/Card	2/24
60807R1	4"	Zinc	Bulk w/UPC	10/100
60808R1	5"	Zinc	Bulk w/UPC	10/50
60809R1	6"	Zinc	Bulk w/UPC	10/50
60810R1	8"	Zinc	Bulk w/UPC	5/30
60806R1	10"	Zinc	Bulk w/UPC	5/20
60631	12"	Zinc	Bulk w/UPC	5/20
96639	6"	Zinc	Bulk	3 Pair/48



### Light Duty

Carded w/screws;  
Bulk w/o screws

CODE	SIZE	FINISH	PACKAGE	PACK
60933	2"	Zinc	2/Card	10/100
60934	3"	Zinc	2/Card	10/100
60935	4"	Zinc	2/Card	10/100
60936	5"	Zinc	2/Card	10/100
61020	6"	Zinc	2/Card	10/100
60798	2"	Zinc	Bulk w/UPC	10/240
60799	3"	Zinc	Bulk w/UPC	10/240
60797	4"	Zinc	Bulk w/UPC	10/240
60801	5"	Zinc	Bulk w/UPC	10/240
60805R1	6"	Zinc	Bulk w/UPC	50/100
96666	2"	Zinc	Bulk	12 Pair/280
96668	3"	Zinc	Bulk	12 Pair/240

Corrosion resistant finish;  
Non-removable pin;  
Standard hole pattern;  
Furnished w/screws



CODE	SIZE	FINISH	PACKAGE	PACK
61033	2"	Galvanized	2/Card	10/100
61034	3"	Galvanized	2/Card	10/100
61035	4"	Galvanized	2/Card	10/100

**GALVANIZED**  
All Weather




### Heavy Duty

Furnished w/  
lag screws

CODE	SIZE	MATERIAL	FINISH	PACKAGE	PACK
35951	6"	Stainless Steel	SS	1/Clamshell	5/40
35914	8"	Stainless Steel	SS	1/Clamshell	5/40
35915	8"	Steel	Black	1/Clamshell	5/40

## T-HINGES



### Extra Heavy Duty

Tight pin; Carded w/screws;  
Box and bulk w/o screws

CODE	SIZE	MATERIAL	FINISH	PACKAGE	PACK
96770	5"	Steel	Zinc	2/Card	2/24
96771	6"	Steel	Zinc	2/Card	2/24
96772	8"	Steel	Zinc	2/Card	2/12
35952	6"	Stainless Steel	SS	Clamshell	5/40
35916	8"	Stainless Steel	SS	Clamshell	5/40
35953	6"	Steel	Black	Clamshell	5/40
35917	8"	Steel	Black	Clamshell	5/40
96758	10"	Steel	Zinc	Bulk w/UPC	15 Pair
60625	12"	Steel	Zinc	Bulk w/UPC	5/20



### Heavy Duty

Carded w/screws;  
Box and bulk w/o screws

CODE	SIZE	MATERIAL	FINISH	PACKAGE	PACK
60812R1	4"	Steel	Zinc	Bulk w/UPC	10/100
60813R1	5"	Steel	Zinc	Bulk w/UPC	10/50
60814R1	6"	Steel	Zinc	Bulk w/UPC	10/50
60815R1	8"	Steel	Zinc	Bulk w/UPC	5
60811R1	10"	Steel	Zinc	Bulk w/UPC	5
35754	4"	Steel	Galvanized	Box	3 Pair/60
35753	6"	Steel	Galvanized	Box	3 Pair/30
61059	4"	Steel	Galvanized	Bulk w/UPC	10/120
61060	6"	Steel	Galvanized	Bulk w/UPC	5/30
61061	8"	Steel	Galvanized	Bulk w/UPC	5/20

**GALVANIZED**  
All Weather



### Standard Duty

Tight pin;  
Furnished w/screws;  
Polybag w/header card

CODE	SIZE	FINISH	PACKAGE	PACK
35700	3"	Zinc	2/Card	12/144
35705	4"	Zinc	2/Card	12/144
35710	5"	Zinc	2/Card	12/144
35716	4"	Black Enamel	2/Polybag	6/120
35717	5"	Black Enamel	2/Polybag	12/72
35718	6"	Black Enamel	2/Polybag	3/60
35719	8"	Black Enamel	2/Polybag	3/48

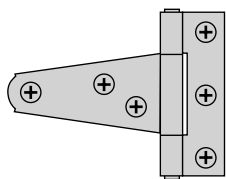


### Light Duty

Carded w/screws;  
Bulk w/o screws

CODE	SIZE	FINISH	PACKAGE	PACK
60937	2"	Zinc	2/Card	5/120
60938	3"	Zinc	2/Card	5/120
60939	4"	Zinc	2/Card	10/120
61021	5"	Zinc	2/Card	10/120
61022	6"	Zinc	2/Card	10/80
96657	2"	Zinc	Bulk w/UPC	10/280
96658	3"	Zinc	Bulk w/UPC	10/280
96659	4"	Zinc	Bulk w/UPC	10/280
96660	5"	Zinc	Bulk w/UPC	10/280

# GATE HARDWARE



Corrosion resistant finish;  
Non-removable pin;  
Standard hole pattern;  
Furnished w/screws

**GALVANIZED**  
All Weather

CODE	SIZE	FINISH	PACKAGE	PACK
61036	2"	Galvanized	2/Card	5/120
61037	3"	Galvanized	2/Card	5/120
61038	4"	Galvanized	2/Card	5/120
61109	5"	Galvanized	2/Card	10/120
61110	6"	Galvanized	2/Card	10/80

## D-HINGE

1 hinge per pack



CODE	SIZE	MATERIAL	FINISH	PACKAGE	PACK
35912	3-1/2"	Stainless Steel	SS	Clamshell	5/40
35913	3-1/2"	Black Finish	Steel	Clamshell	5/40

## AUTO CLOSING GATE HINGE SET

Includes one spring T-hinge  
and one regular T-hinge



CODE	SIZE	MATERIAL	FINISH	PACKAGE	PACK
35910	3-1/2"	Stainless Steel	SS	Clamshell	5/20
35911	3-1/2"	Black Finish	Steel	Clamshell	5/20




**Heavy duty**  
Reversible

CODE	SIZE	MATERIAL	FINISH	PACKAGE	PACK
35919	8"	Steel	Black	2/Clamshell	5/15



CODE	SIZE	MATERIAL	FINISH	PACKAGE	PACK
35918	8"	Steel	Black	2/Clamshell	5/15

## TEE SPRING HINGE



Heavy duty;  
2" Strap width at joint;  
7-5/8" x 1-3/8" Pad;  
Furnished w/lag screws  
and adjustable wrench pin


CODE	SIZE	MATERIAL	FINISH	PACKAGE	PACK
35920	8"	Steel	Black	2/Clamshell	5/20
905260	8"	Steel	Black	2/Polybag	5/20

## STRAP HINGE



Heavy duty;  
Hammered black  
wrought iron finish;  
Full or half surface mounting;  
Non-removable tight pin;  
30 lb. Weight per hinge;  
Furnished w/screws

CODE	SIZE	MATERIAL	FINISH	PACKAGE	PACK
35760	13-1/2"	Steel	Black	Polybag	6/60



Heavy duty, reversible;  
8"; 1 pair per pack

CODE	SIZE	MATERIAL	FINISH	PACKAGE	PACK
35909	8"	Steel	Black	2/Clamshell	5/15


## SPRING T-HINGE KIT



Closes gate automatically  
for increased security  
and safety

CODE	MATERIAL	FINISH	PACKAGE	PACK
35921R1	Steel	Black	Clamshell	5/15

## T-HINGE KITS




Decorative gate kit with  
self adjusting gate latch

CODE	MATERIAL	FINISH	PACKAGE	PACK
35923R1	Steel	Black	Clamshell	5/20

## KIT FOR ALUMINUM GATES

For narrow mounting construction gates



CODE	MATERIAL	FINISH	PACKAGE	PACK
35924	Steel	White	Clamshell	5/15
35925	Steel	Black	Clamshell	5/15

## THUMB LATCHES



Includes: Pull: 10-3/8" length; Grip: 5-3/8" length; Latch Bar: 7" length; 2-7/8" projection; Furnished w/lag bolts, hex nuts, washers and screws

CODE	MATERIAL	FINISH	PACKAGE	PACK
35926	Steel	Black	Clamshell	5/20
905785	Steel	Black	Polybag	5/20



Includes: thumb piece, strike, handle guide, bar, screws & bushings

CODE	MATERIAL	FINISH	PACKAGE	PACK
41948	Steel	Black	Polybag	10/100


## GATE PULL HANDLE

Furnished w/lag screws



CODE	SIZE	MATERIAL	FINISH	PACKAGE	PACK
35927	11"	Stainless Steel	SS	Clamshell	5/40
35928	11"	Steel	Black	Clamshell	5/40

## POST LATCH



Heavy duty; 7-3/8"L x 2-7/16"W latch base; 13/16" x 6" Bar; 11" Lever; Furnished w/screws

CODE	MATERIAL	FINISH	PACK	INNER
35929	Stainless Steel	SS	Clamshell	5/20
35930	Steel	Black	Clamshell	5/20

## DOOR & GATE LATCH



For sliding or swinging doors or gates; Furnished w/ surface and mortise strikes; Padlockable; Square holes allow mounting w/ carriage bolts

CODE	MATERIAL	FINISH	PACKAGE	PACK
89486	Steel	Zinc Plated	Polybag w/UPC	5/40

## SLIDE BOLT



Heavy duty; Double action, double locking; Padlockable; Two-way keeper for 90° angle locking; Furnished w/ carriage bolts, hex nuts, washers & screws

CODE	MATERIAL	FINISH	PACKAGE	PACK
35931	Stainless Steel	SS	Clamshell	5/20
35932	Steel	Black	Clamshell	5/20
61104	Steel	Galvanized	Card	10/50
43255	Steel	Black	Polybag	6/48
89485R1	Steel	Zinc	Polybag	10/50
907546	Steel	Zinc	Polybag	10/50


## GRAVITY LATCH



### Self-Locking

Easily opened from other side when string or wire is attached; Padlockable; Furnished w/screws

CODE	MATERIAL	FINISH	PACKAGE	PACK
43250	Steel	Zinc	Polybag w/ header card	10/160
905720	Steel	Zinc	Polybag	10/120



Self locking; Corrosion resistant finish; Padlockable; Furnished w/screws

CODE	MATERIAL	FINISH	PACKAGE	PACK
35937	Stainless Steel	SS	Clamshell	5/40
35938	Steel	Black	Clamshell	5/40
61039R1	Steel	Galvanized	Card	10/120

Code 61039R1


## GATE LATCHES *continued*



### Gravity Latch

Self locking;  
Heavy duty gate latch;  
Furnish w/ screws


CODE	MATERIAL	FINISH	PACKAGE	PACK
905311-PP	Steel	Zinc	Polybag	10/20



### Auto Adjust

Offset strike;  
Base: 1-5/8"L x 1-3/8"W;  
Furnished w/straight  
arm strike and screws

CODE	MATERIAL	FINISH	PACKAGE	PACK
35941R1	Stainless Steel	SS	Clamshell	5/40
35942R1	Steel	Black	Clamshell	5/40



### Offset Strike Base

Heavy duty, includes  
straight and offset arm

CODE	MATERIAL	FINISH	PACKAGE	PACK
35939	Stainless Steel	SS	Clamshell	5/40
35940	Steel	Black	Clamshell	5/40

## LAG SCREWS

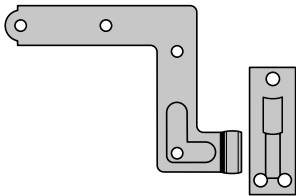
Heavy duty, 6 per pack



CODE	MATERIAL	FINISH	PACKAGE	PACK
35947	Stainless Steel	SS	Clamshell	5/40
35948	Steel	Black	Clamshell	5/40

## BLIND HINGE

Furnished w/screws



CODE	MATERIAL	FINISH	PACKAGE	PACK
96523	1-1/16"	Black	Bulk	2 Pair/48
96526	2-1/8"	Black	Bulk	2 Pair/48
96524	1-1/16"	Galvanized	Bulk	2 Pair/48
96527	2-1/8"	Galvanized	Bulk	2 Pair/48

**GALVANIZED**  
All Weather

## CANE BOLTS

**18"**

Maximum throw 2-1/4";  
Furnished w/surface  
and mortise keepers;  
Furnished w/ screws



CODE	SIZE	MATERIAL	FINISH	PACKAGE	PACK
35936	Steel	18" x 5/8" Dia.	Zinc	Clamshell	5/20
35935	Steel	18" x 5/8" Dia.	Black	Clamshell	5/20

**12"**


Furnished w/surface  
and mortise keepers;  
Furnished w/screws



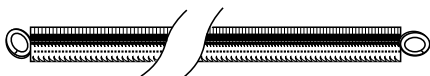
CODE	SIZE	MATERIAL	FINISH	PACKAGE	PACK
35933	Steel	12" x 5/8" Dia.	Black	Clamshell	5/20
35934	Steel	12" x 5/8" Dia.	Zinc	Clamshell	5/20

## ANTI SAG GATE KIT


Includes: 2 corner brackets,  
4 cable clamps, 1 hook and  
eye turnbuckle;  
Furnished w/carriage bolts,  
hex nuts, washers and screws



CODE	MATERIAL	FINISH	PACKAGE	PACK
35944	Stainless Steel	SS	Clamshell	5/40
35943	Steel	Zinc	Clamshell	5/40



CODE	SIZE	LENGTH	FINISH	PACKAGE	PACK
60833	#3	16"	Zinc	Polybag	10/40
60834	#4	16"	Zinc	Polybag	10/40
60835	#5	16"	Zinc	Polybag	10/40

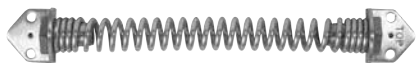


## Heavy Duty

Adjustable tension;  
Furnished w/screws  
and tension lug

CODE	MATERIAL	LENGTH	FINISH	PACKAGE	PACK
35945	Stainless Steel	11"	SS	Clamshell	5/40
35946	Steel	11"	Steel	Clamshell	5/40
97270	Steel	9"	Black	Card	12/96
68420	Steel	11-5/8"	Black	Card	6/36
68425	Steel	15"	Black	Card	6/48
905395	Steel	10-1/2"	Black	Polybag	10/20

35945, 35946



68425



68420, 68426  
68427, 905395



97270



## SHUTTER "S" HOLDER



Black hammered wrought iron;  
Furnished w/ cotter pins,  
flat washers and lag bolts

CODE	SIZE	PACKAGE	PACK
97479	7"	2/Card	50

## HOOK AND EYE



CODE	MATERIAL	FINISH	PACKAGE	PACK
35949	Stainless Steel	SS	Clamshell	5/40
35950	Steel	Zinc	Clamshell	5/40

## GARAGE LOCK



### T-Handle w/ Key Cylinder

For right and left hand doors,  
90° turn;  
4" Long by 5/16"  
square shaft;  
Keyed different;  
Furnished w/2 keys

CODE	MATERIAL	FINISH	PACKAGE	PACK
905750	Zinc	Chrome	Polybag	10/40

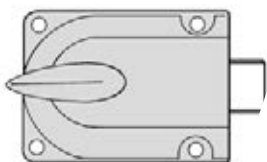


### Lever Handle w/ Key Cylinder

Universal design fits  
most garage doors;  
4-1/4" handle w/  
5/16" spindle;  
Includes: Extension spring  
for doorside position;  
2 keys;  
Furnished w/ mounting screws

CODE	MATERIAL	FINISH	PACKAGE	PACK
905760	Zinc	Chrome	Polybag	10/40

## GARAGE LOCK *continued*



### Deadbolt w/ Key Cylinder

6-Pin tumbler cast cylinder;  
Hold-back feature for one-handed operation;  
Spring bolt automatic release;  
Y1 Keyway;  
Keyed different



CODE	FINISH	PACKAGE	PACK
44835	Grey Enamel	Box	12/72
905745	Grey Enamel	Polybag	10/40



## GARAGE DOOR PULLS



Furnished w/screws

CODE	SIZE	FINISH	PACKAGE	PACK
60961	5-3/4"	Brass	Card	5/100
60956	5-3/4"	Black	Card	5/100
60957	5-3/4"	Zinc	Card	5/100
60958	6-1/2"	Brass	Card	5/100
60959	6-1/2"	Black	Card	5/100
60960	6-1/2"	Zinc	Card	5/100
97153	6-1/2"	Zinc	Polybag	12/144



Heavy duty;  
One piece stamped steel;  
Card w/screws;  
Polybag w/o screws

CODE	SIZE	FINISH	PACKAGE	PACK
61044	5-3/4"	Galvanized	Card	10/240
61045	6-1/2"	Galvanized	Card	10/240

**GALVANIZED**  
*All Weather*

## DOOR PULLS



Heavy duty door pull handles;  
One-piece construction;  
Furnished w/screws

CODE	SIZE	MATERIAL	FINISH	PACKAGE	PACK
59502	Zinc	5-3/4"	Brass	1/Polybag	12/240
59503	Zinc	5-3/4"	Black	1/Polybag	12/240
59504	Zinc	5-3/4"	Chrome	1/Polybag	12/240
59510	Steel	6-1/2"	Black	1/Polybag	12/240
59511	Steel	6-1/2"	Chrome	1/Polybag	12/240



Solid one-piece construction;  
2-1/4" Projection;  
Furnished w/screws

CODE	MATERIAL	SIZE	FINISH	PACKAGE	PACK
59400	Aluminum	7-1/2"	Aluminum	Card	6/60
59405	Aluminum	7-1/2"	Bronze	Card	6/60




Heavy duty; Solid one-piece construction;  
Sizes: 1-7/8" mounting bracket, 1-1/2" clearance;  
Furnished w/screws

CODE	MATERIAL	SIZE	FINISH	PACKAGE	PACK
59410	Zinc	5-3/4"	Brass	Card	6/96
59415	Zinc	5-3/4"	Chrome	Card	6/96

## ■ Screen & Storm Door

Handles, locks, door closers, strikes and hinges—Ultra<sup>®</sup> Hardware has everything your customers need to install and repair their screen or storm doors. Whether a traditional wood screen porch door or a more contemporary screen/storm door combination, Ultra has the durable, weather-resistant and attractive hardware your customers need to complete their projects with success.



## EZ GLIDE™ DOOR CLOSER




- Smooth door closing everytime
- Includes Touch 'n Hold™ technology
- Rust and Tarnish resistant
- Retrofits to most existing door closers

CODE	DESCRIPTION	COLOR	PACKAGE	PACK
16200	Single	White	Clamshell	5
16202	Single	Black	Clamshell	5



Oversized Button




## DOOR CLOSERS

- Adjustable closing speed control valve
- Provides 90° opening for outswinging doors
- Tube permanently lubricated & factory sealed

## PNEUMATIC DOOR CLOSERS

### Standard



Internal shock absorber spring; Screen/glass panel adjustable; 1-1/4" Barrel

CODE	FINISH	PACKAGE	PACK
16001	Aluminum	Card	5/20
16000	Black	Card	5/20
16002	White	Card	5/20



Hook Mount

Extra internal spring for shock absorbing; Lifetime sealed unit with positive mechanism; 1-1/4" Barrel

CODE	FINISH	PACKAGE	PACK
16027	Aluminum	Card	10/20
16028	White	Card	10/20
16029	Black	Card	10/20

# SCREEN & STORM DOOR

## PNEUMATIC DOOR CLOSERS *(continued)*



Internal shock absorbing spring; Super power check door control; Piston action door control; For heavy combination storm doors; 1-1/2" Barrel

CODE	FINISH	PACKAGE	PACK
16036	Aluminum	Card	5/20
16038	Black	Card	5/20



For wood or metal doors; Two hole end plug for adjustable latching power; 1-1/2" Barrel

CODE	FINISH	PACKAGE	PACK
16060	Black	Card	5/20

### Heavy Duty



External spring for shock absorbing opening; Screen/glass panel adjustable; 1-1/4" Barrel

CODE	FINISH	PACKAGE	PACK
16005	Aluminum	Card	5/20
16006	Black	Card	5/20

## TORSION BAR – HEAVY DUTY CLOSURE



Super torsion; Torsion bar reinforces door frame; Smooth, silent positive closing speed; 1-5/8" Barrel

CODE	FINISH	PACKAGE	PACK
16057	Aluminum	Card	5/20
16065	Black	Card	5/20

## HYDRAULIC DOOR CLOSERS



Internal shock absorber spring; Screen/glass panel adjustable; 1" Barrel

CODE	FINISH	PACKAGE	PACK
16050	Aluminum	Card	5/20
16048	Black	Card	5/20

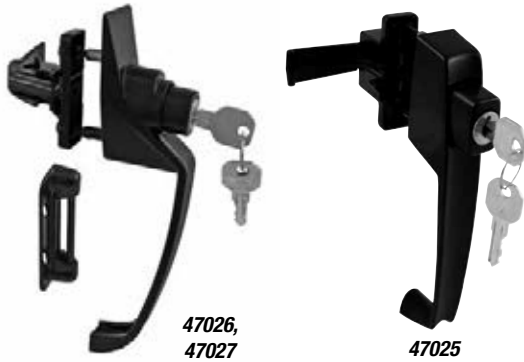
## STORM DOOR HARDWARE KIT



Deluxe; High quality closer, chain and push button lock; Furnished w/resilient strike latch keeper

CODE	MOUNT HOLE	TYPE	STRIKE	FINISH	PACKAGE	PACK
41120	1-1/2"	Standard Duty	Standard	Black	Box	1/10

## PUSH-BUTTON LOCKSET



CODE	HOLE CENTER	FINISH	PACKAGE	PACK
47026	1-1/2"	Black	Card	5/40
47027	1-3/4"	Black	Card	5/40
47025	1-3/4"	Black	Card	5/40

Fits outswinging doors 7/8" to 1-1/4" thick;  
 Heavy duty zinc die cast; Anti-lockout feature;  
 Double-coated baked-on electrostatic black enamel;  
 Installs in three 1/4" holes; Locking unit furnished w/calibrated metal spindle & spring; Furnished w/ resilient strike

## PITCHER HANDLE LOCKS



CODE	HOLE CENTER	KEYLOCK	FINISH	PACKAGE	PACK
47030	1-3/4"	With	Black	Card	10/40
47028	1-3/4"	Without	Black	Card	5/60

Fits outswinging doors 7/8" to 1-1/4" thick;  
 Heavy duty; Solid strike w/ resilient inside handle;  
 Anti-lockout feature; 7-1/2" Overall height;  
 Button pin on handle;  
 Push button unit furnished w/ calibrated metal spindle and spring

## PUSH-BUTTON LATCH


### Resilient Strike



CODE	HOLE CENTER	FINISH	PACKAGE	PACK
47006	1-1/2"	Black	Card	5/40
47001	1-1/2"	Aluminum	Card	5/40
47008	1-1/2"	White	Card	5/40
47005	1-3/4"	Black	Card	5/40
47000	1-3/4"	Aluminum	Card	5/40
47010	1-3/4"	Black	Card	5/40

Fits outswinging doors 7/8" to 1-1/4" thick;  
 Installs in three 1/4" holes; Anti-lockout feature;  
 Converts to key locking set with key lock unit (excluding 47010)

### Solid Strike



CODE	HOLE CENTER	TYPE	FINISH	PACKAGE	PACK
47015	1-3/4"	Closed Handle	Aluminum	Card	5/60
47020	1-3/4"	Closed Handle	Black	Card	5/60
47016	1-3/4"	Closed Handle	White	Card	5/60
47012	1-3/4"	Free Hanging	Black	Card	5/60
47011	1-3/4"	Free Hanging	Aluminum	Card	5/60
47013	1-3/4"	Free Hanging	White	Card	5/60

Fits outswinging doors 7/8" to 1-1/4" thick;  
 Zinc die cast; Installs in three 1/4" holes; Anti-lockout feature;  
 Converts to key locking set with key lock unit

# SCREEN & STORM DOOR

## PUSH-BUTTON KEY PLUGS



Fits most storm door locks of same shape push button; Furnished w/calibrated metal spindle and spring; Fits Ideal\*, Wright\*, Luster\* & Ultra Locks



CODE	STYLE	KEYED	FINISH	PACKAGE	PACK
58400	Round	KD	Black	Card	5/120
58405	Round	KD	Aluminum	Card	5/120
58401	Round	KD	Black	Polybag	12/192
58410	Rectangular	KA	Black	Card	5/120

\*The following registered trade name or trade mark is not owned, associated with or connected in any way with HBC Home & Hardware Products and is used herein for illustrative purposes only.

## STORM DOOR LATCHES



Fits all outswinging doors 5/8" to 1-1/4" thick; Zinc die cast; Installs in three 1/4" holes; Anti-lockout feature

CODE	SIZE	FINISH	PACKAGE	PACK
47037	1-3/4"	Black	Card	5/40
47039	1-3/4"	Aluminum	Card	5/40



Fits 1" to 1-1/4" screen and storm doors; Heavy duty zinc die cast construction; Resilient strike keeper

CODE	FINISH	PACKAGE	PACK
47035	Aluminum	Card	5/40

Fits 7/8" to 1-1/4" thick doors; For in and outswinging wooden doors; 1-3/4" Backset; Mortise lock



CODE	KEYLOCK	FINISH	PACKAGE	PACK
46500	With	Brass	Clamshell	3/72
46501	With	Brass	Box	10/100



### Push-Pull Latches

Fits doors 3/4" to 1-1/4" thick; Zinc die cast; Furnished w/resilient strike plate and screws

CODE	SWING	HOLE CENTER	FINISH	PACKAGE	PACK
47042	Out	1"	Aluminum	Card	10/40

## STORM DOOR LOCKSET



### Lever Handle Lockset

For outswinging aluminum, vinyl and wood doors 7/8" to 1-1/4" thick; Polished brass finish (outside); Painted finish (inside); 1-3/4" Hole centers; Thumbturn inside

CODE	SIZE	TYPE	KEYED	FINISH	PACKAGE	PACK
43550	7/8" x 1-1/4"	Set	KA	White/ Brass	Box	10
43552	7/8" x 1-3/4"	Set	N/A	Black/Brass	Box	1
22164	7/8" x 1-1/4"	Lever/ Deadbolt	KD	Black/Brass	Box	5

## TULIP KNOB LOCKSET

Fits all screen and storm doors 1" to 1-1/4" thick; Heavy duty zinc die cast; Single 1-1/4" hole installation

CODE	FINISH	PACKAGE	PACK
47040	Aluminum	Card	5/40



Fits doors 7/8" to 1-1/8" thick; For outswinging wood or metal doors; Installs with spring loaded strike plate; Key lock extra security

CODE	FINISH	PACKAGE	PACK
47033	Aluminum	Card	5/40

# SCREEN & STORM DOOR

## SCREEN DOOR CATCH




Soft rubber roller;  
Furnished w/screws

CODE	MATERIAL	FINISH	PACKAGE	PACK
96214	Steel	Zinc	Card	12/144

## INSIDE STORM DOOR LOCK

### Resilient Keeper



Standard latch for resilient  
strike keeper

CODE	HOLE CENTER	FINISH	PACKAGE	PACK
31602	1-1/2"	Aluminum	Card	5/120
31603	1-1/2"	Black	Card	5/120
31600	1-3/4"	Aluminum	Card	5/120
31601	1-3/4"	Black	Card	5/120
31595	1-3/4"	White	Card	5/120

### Solid Keeper



Moveable latch for solid  
strike keeper;  
Furnished w/screws

CODE	HOLE CENTER	FINISH	PACKAGE	PACK
31604	1-3/4"	Aluminum	Card	5/120
31605	1-3/4"	Black	Card	6/120

## RESILIENT STRIKE KEEPERS



Fits all make storm  
door locks;  
Furnished w/screws

CODE	FINISH	PACKAGE	PACK
41000	Aluminum	Card	6/120
41001	White	Card	6/120
41005	Black	Card	6/120

*Deep  
Strike*



Fits all make storm  
door locks;  
High strike offset;  
Furnished w/screws

CODE	FINISH	PACKAGE	PACK
41010	Aluminum	Card	12/120
41015	Black	Card	12/120
41017	Black	Polybag	12/288

## SPRING HINGES



### Full Surface

For wood screen doors;  
Right or left handed  
applications;  
Furnished w/screws

CODE	MATERIAL	FINISH	PACKAGE	PACK
60852	Steel	Zinc Dichromate	2/Card	5/50
60853	Steel	Zinc	2/Card	5/50



Furnished w/screws

CODE	FINISH	PACKAGE	PACK
61023	Galvanized	2/Card	5/50

**GALVANIZED**  
All Weather



### Adjustable Full Surface

Furnished w/screws

CODE	FINISH	PACKAGE	PACK
61010	Zinc Dichromate	2/Card	5/50
61011	Zinc	2/Card	5/50



### Adjustable Half Surface

Furnished w/screws

CODE	FINISH	PACKAGE	PACK
60837	Zinc	2/Card	5/50

## SCREEN DOOR HINGES




Full surface;  
1/4" Radius corner;  
Loose pin;  
Furnished w/screws

CODE	SIZE	FINISH	PACKAGE	PACK
60855	2" x 3"	Zinc Dichromate	2/Card	10/100
60856	2" x 3"	Zinc	2/Card	10/100

# SCREEN & STORM DOOR

## SCREEN DOOR SETS

For wood screen doors;  
Right or left handed applications



CODE	MATERIAL	FINISH	PACKAGE	PACK
61002	Steel	Zinc Dichromate	Card	5/50
61003	Steel	Zinc	Card	5/50

## SPRING HINGE SET

For use on wood  
screen doors;  
Right or left handed  
applications;  
Furnished w/screws



CODE	MATERIAL	FINISH	PACKAGE	PACK
60859	Steel	Zinc Dichromate	Card	5/50
60858	Steel	Zinc	Card	5/50

## WING DOOR CLOSER

Butterfly spring;  
Fits on all door butt  
hinge pins;  
Keeps all doors closed;  
Rubber sleeves on wing



CODE	O.L.	FINISH	PACKAGE	PACK
68405	5-1/4"	Zinc	Card	12/144


## CRASH CHAINS

Heavy duty commercial door;  
2 Rugged compression  
springs with cast  
mounting plates;  
Grey vinyl cover;  
Furnished w/screws



CODE	SIZE	PACKAGE	PACK
15850	30-1/2"	Box	5/40

## CRASH CHAINS



CODE	SIZE	FINISH	PACKAGE	PACK
96222	28"	Zinc	Polybag	12/144

Single spring; Vinyl covered chain;  
Furnished w/screws



CODE	MATERIAL	FINISH	PACKAGE	PACK
15001	Steel	Zinc	Card	6/96
15000	Steel	Zinc	Polybag	25/100

Single spring door chain with hold-up spring and nail;  
Furnished w/"S" hooks & screws

## SASH HANGER



Zinc plated;  
Flush style;  
Furnished w/screws

CODE	SIZE	FINISH	PACKAGE	PACK
15300	2-1/4"	Mill	2/Card	10/400

## REPLACEMENT CLIPS AND SCREWS



### Offset Door Insert Clips

Threaded thumb clip;  
Furnished w/ knurled screws

CODE	SIZE	FINISH	PACKAGE	PACK
15386	3/8"	Mill	8/Card	6/240
15387	3/8"	White	8/Card	6/240



### Threaded Clips

Packed w/(8) screws

CODE	REACH	SCREWS	FINISH	PACKAGE	PACK
15391	Standard	Knurled	Mill	8/Card	6/240
15392	Standard	Knurled	White	8/Card	6/240
15397	Deep	Threaded	White	8/Card	6/240

## TURN BUTTONS

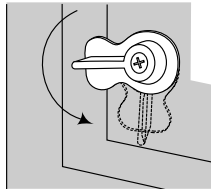


Furnished w/screws

CODE	SIZE	FINISH	PACKAGE	PACK
60890	1-3/4"	Zinc	4/Card	10/100



Furnished w/screws



CODE	FINISH	PACKAGE	PACK
60889	Zinc	4/Card	10/100

## SPRING FASTENER



Snap-On;  
Furnished w/fasteners  
& (4) screws

CODE	FINISH	PACKAGE	PACK
61118	Zinc	4/Card	5/200

**GALVANIZED**  
All Weather

# SCREEN & STORM DOOR

## DOOR PULLS



Card and polybag w/screws;  
Box w/o screws

CODE	SIZE	FINISH	PACKAGE	PACK
97125	4-3/4"	Brass	Card	12/144
60962	4-3/4"	Zinc Dichromate	Card	5/50
60963	4-3/4"	Zinc	Card	5/50
61046	4-3/4"	Galvanized	Card	5/50
59647	4-3/4"	Galvanized Stamped Steel	Box	6/480

**Code 59647 & 61046**

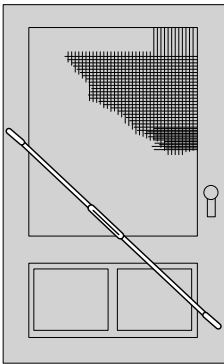
**GALVANIZED All Weather**



Heavy duty;  
Furnished w/screws

CODE	SIZE	FINISH	PACKAGE	PACK
60800	6-1/2"	Zinc	Polybag	5/50


## SCREEN DOOR BRACES



Prevents sagging;  
Furnished w/screws

CODE	SIZE	FINISH	PACKAGE	PACK
60860	42"	Zinc	Card	10/100
60861	50"	Zinc	Card	10/60

## MESH DOOR GRILLS



Aluminum main frame with  
breakaway tabs; Adjustable to  
fit 32" to 36" screen doors;  
Expanded aluminum mesh;  
Triple riveted corner  
construction;  
Furnished with screws

CODE	SIZE	FINISH	PACKAGE	PACK
28536	24" H x 26-1/2" W, 34"-3/4" Tip to Tip Tabs	White	Polybag	1/5
28537	24" H x 26-1/2" W, 34"-3/4" Tip to Tip Tabs	Bronze	Polybag	1/5

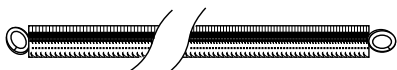
## GATE & DOOR SPRING

### Light Duty

Adjustable tension;  
Furnished w/attaching  
hooks




CODE	SIZE	FINISH	PACKAGE	PACK
68400	16"	Zinc	Card	6/120



CODE	SIZE	FINISH	PACKAGE	PACK
60833	#3	Zinc	Polybag	10/40
60834	#4	Zinc	Polybag	10/40
60835	#5	Zinc	Polybag	10/40

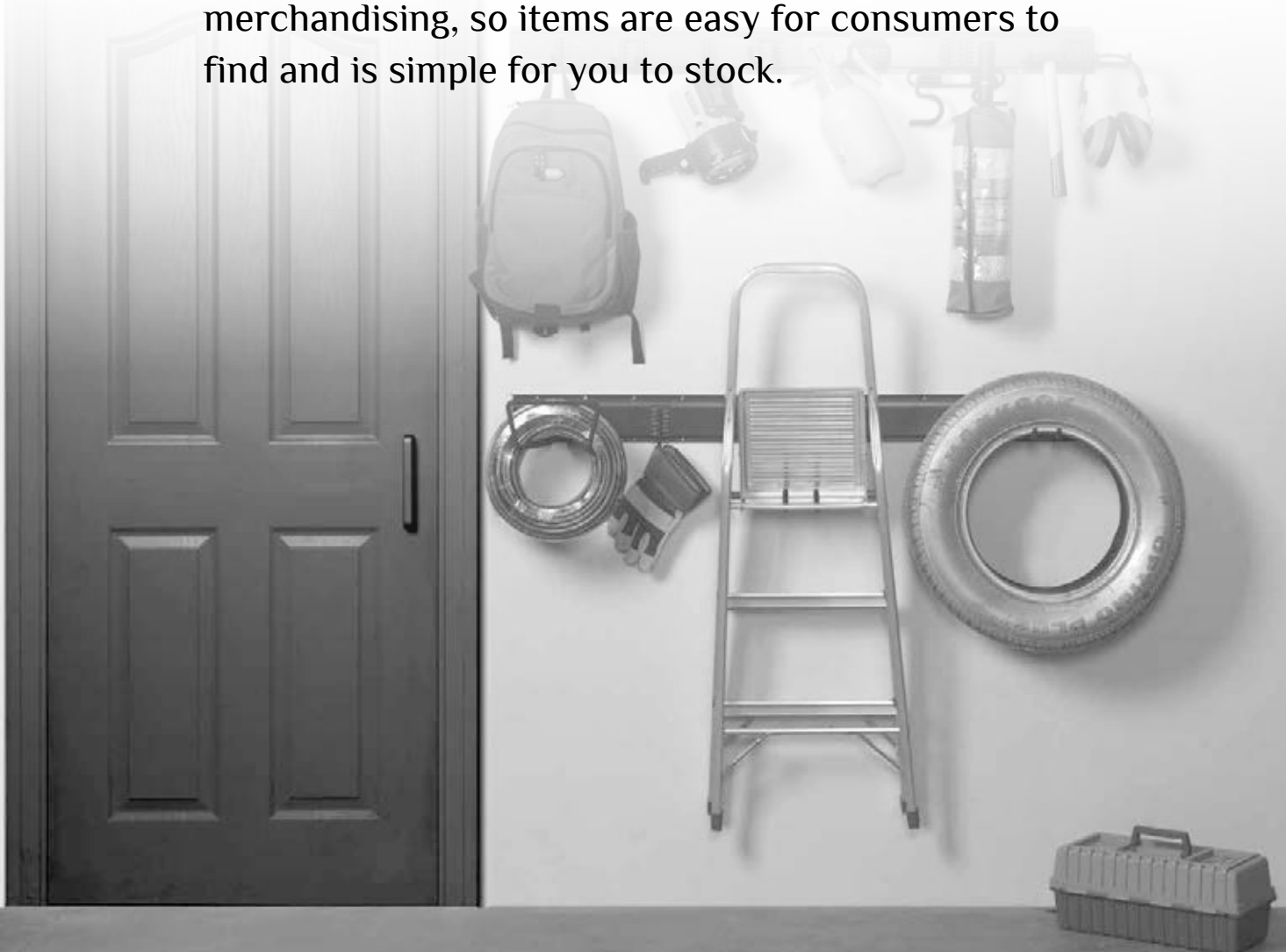
## ■ Builder's Hardware

The Ultra<sup>®</sup> Builder's Hardware line is recognized nationally as an industry leader. Spanning over 10 categories with 2,000+ SKU's, Ultra<sup>®</sup> has a product for your customer's every need. Ultra<sup>®</sup> parts are used every day by professionals and do-it-yourselfers.



Everything from

hinges, to hobby, to reinforcement hardware is available in convenient display programs with superior merchandising, so items are easy for consumers to find and is simple for you to stock.



## REPAIR & REINFORCEMENT PLATES AND BRACES

### Corner Braces

Heavy gauge steel construction;  
Countersunk screw holes;  
Carded furnished w/screws;  
Box and bulk w/o screws

- Zinc plated rust resistant
- Galvanized—corrosion resistant



60826



61120

**GALVANIZED**  
*All Weather*

CODE	SIZE	FINISH	PACKAGE	PACK
16401	1" x 1/2"	Brass	4/Card	10/100
16406	1-1/2" x 1/2"	Brass	4/Card	10/100
16411	2" x 5/8"	Brass	4/Card	10/100
16400	1" x 1/2"	Zinc	4/Card	10/100
16405	1-1/2" x 1/2"	Zinc	4/Card	10/100
16410	2" x 5/8"	Zinc	4/Card	10/100
16415	2-1/2" x 5/8"	Zinc	4/Card	10/100
16420	3" x 3/4"	Zinc	4/Card	10/50
16425	3-1/2" x 3/4"	Zinc	4/Card	6/72
16428	4" x 7/8"	Zinc	2/Card	6/72
61049	1 x 1/2"	Galvanized	4/Card	10/100
61050	1-1/2" x 1/2"	Galvanized	4/Card	10/100
61051	2" x 5/8"	Galvanized	4/Card	10/100
61052	2-1/2" x 5/8"	Galvanized	4/Card	10/100
61053	3" x 3/4"	Galvanized	4/Card	10/50
61120	1"x 1/2"	Zinc	Bulk w/UPC	48/2160
61121	1-1/2" x 1/2"	Zinc	Bulk w/UPC	48/1552
61122	2" x 5/8"	Zinc	Bulk w/UPC	48/720
61123	2-1/2" x 5/8"	Zinc	Bulk w/UPC	24/432
61124	3" x 3/4"	Zinc	Bulk w/UPC	24/288
61125	3-1/2" x 3/4"	Zinc	Bulk w/UPC	24/240
60826	4" x 7/8"	Zinc	Bulk w/UPC	10/100
60827	5" x 1"	Zinc	Bulk w/UPC	10/100
60828	6" x 1-1/8"	Zinc	Bulk w/UPC	10/40
60829	8" x 1-1/4"	Zinc	Bulk w/UPC	10/40

### Flat Corners

Heavy gauge steel construction;  
Countersunk screw holes;  
Carded furnished w/screws;  
Box and bulk w/o screws

- Zinc dichromate & zinc plated rust resistant
- Galvanized — corrosion resistant



CODE	SIZE	FINISH	PACKAGE	PACK
60989	2-1/2" x 1/2"	Zinc	4/Card	10/100
60985	1-1/2" x 1/2"	Zinc	4/Card	10/100
60987	2" x 3/8"	Zinc	4/Card	10/100
60989	2-1/2" x 1/2"	Zinc	4/Card	10/100
60991	3" x 5/8"	Zinc	4/Card	10/100
61126	1-1/2" x 1/2"	Zinc	Bulk w/UPC	48/2160
61127	2" x 3/8"	Zinc	Bulk w/UPC	48/1440
61128	2-1/2" x 1/2"	Zinc	Bulk w/UPC	48/768
61129	3" x 5/8"	Zinc	Bulk w/UPC	48/480
60830	4" x 7/8"	Zinc	Bulk w/UPC	20/200
60831	5" x 7/8"	Zinc	Bulk w/UPC	10/200
60832	6" x 1-1/8"	Zinc	Bulk w/UPC	10/120

**REPAIR & REINFORCEMENT PLATES AND BRACES *continued***



**Mending Plates**

Carded w/screws;  
Box and bulk w/out screws;  
Zinc plated rust resistant

CODE	SIZE	FINISH	PACKAGE	PACK
60964	2" x 1/2"	Zinc	4/Card	10/100
60966	2-1/2" x 5/8"	Zinc	4/Card	10/100
60968	3" x 3/4"	Zinc	4/Card	10/100
60970	4" x 3/4"	Zinc	4/Card	10/100
97039	2" x 1/2"	Zinc	48/Box	1/45
97042	2-1/2" x 5/8"	Zinc	48/Box	1/30
97045	3" x 3/4"	Zinc	48/Box	1/15
97048	4" x 3/4"	Zinc	48/Box	1/10
97054	6" x 1-1/8"	Zinc	24/Box	1/6
97036	10" x 1"	Zinc	10/Box	1/5
97064	3" x 3/4"	Zinc	700/Box Bulk	1
61135	2" x 1/2"	Zinc	Bulk w/UPC	48/2160
61136	3" x 5/8"	Zinc	Bulk w/UPC	48/720
61137	4" x 5/8"	Zinc	Bulk w/UPC	48/480
60821	5" x 1"	Zinc	Bulk w/UPC	20/200
60822	6" x 1-1/8"	Zinc	Bulk w/UPC	10/40
60823	8" x 1-3/16"	Zinc	Bulk w/UPC	10/40

**T-BRACE PLATE**



Carded w/ screws;  
Box and bulk w/out screws:  
zinc plated rust resistant;  
Galvanized—corrosion resistant

CODE	SIZE	FINISH	PACKAGE	PACK
60972	3"	Zinc	2/Card	10/100
60824	3"	Zinc	Bulk w/UPC	20/200
60825	4"	Zinc	Bulk w/UPC	20/200

**DOUBLE CORNER BRACE PLATE**



Packed w/o screws;  
Zinc plated rust resistant

CODE	SIZE	FINISH	PACKAGE	PACK
96076	1-1/2"	Zinc	Bulk w/UPC	48/480
96077	2"	Zinc	Bulk w/UPC	48/480
96078	2-1/2"	Zinc	Bulk w/UPC	48/288

## REPAIR & REINFORCEMENT PLATES AND BRACES *continued*

### CORNER BRACE PLATE

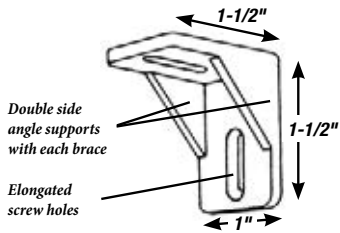


Packed w/o screws

Use for 90° joints.  
Side supports for added strength;  
Elongated screw holes

CODE	SIZE	FINISH	PACKAGE	PACK
96871	2"	Zinc	Bulk w/UPC	48/480
96872	3"	Zinc	Bulk w/UPC	48/288
96873	4"	Zinc	Bulk w/UPC	48/144

### CORNER BRACES



CODE	FINISH	PACKAGE	PACK
16492	White Polyethylene	100/Box	1/10

### CHAIR LEG BRACES



Card w/screws;  
Bulk w/o screws

CODE	FINISH	PACKAGE	PACK
60973	Zinc	4/Card	10/100
95981	Antique Copper	Bulk	500/2000
95984	Zinc	Bulk	500/2000


**BARREL BOLTS**



**Extra Heavy Duty**

Padlockable barrel bolts;  
2 Types of keepers;  
Bolt diameter 9/16";  
Takes standard padlock from 1"  
to 2" (padlock not included);  
Furnished w/screws

CODE	SIZE	FINISH	PACKAGE	PACK
06300	5"	Zinc	Card	5/30



Steel construction;  
Long throw for maximum  
security;  
Furnished w/screws

**GALVANIZED**  
*All Weather*

CODE	SIZE	FINISH	PACKAGE	PACK
61097	2-1/2"	Galvanized	Card	5/50
61098	3"	Galvanized	Card	5/50
61099	4"	Galvanized	Card	5/50
61027	5"	Galvanized	Card	5/50
61028	6"	Galvanized	Card	5/50



Steel construction barrel bolts;  
Furnished w/ strike plate and  
screws

CODE	SIZE	FINISH	PACKAGE	PACK
06180	2-1/2"	Satin Brass	Blister Card	10/100
06181	4"	Satin Brass	Blister Card	10/100
06182	5"	Satin Brass	Blister Card	10/100
06183	6"	Satin Brass	Blister Card	5/50



**Standard Duty**

Standard steel bolt;  
Furnished w/screws and keeper

CODE	SIZE	FINISH	PACKAGE	PACK
60875	2"	Brass Plated	Card	10/240
60876	2-1/2"	Brass Plated	Card	10/240
60877	3"	Brass Plated	Card	10/120
60879	4"	Brass Plated	Card	10/120
60883	5"	Brass Plated	Card	10/120
60881	6"	Brass Plated	Card	5/120
06029	2"	Zinc Plated	Card	10/240
06030	2-1/2"	Zinc Plated	Card	10/200
06031	3"	Zinc Plated	Card	10/120
06032	4"	Zinc Plated	Card	10/120
06033	5"	Zinc Plated	Card	10/120
06034	6"	Zinc Plated	Card	5/120



Long throw for maximum security;  
Furnished w/screws

CODE	SIZE	FINISH	PACKAGE	PACK
06020	2-1/2"	Brass	Card	12/240
06025	3"	Brass	Card	12/240
06070	4"	Brass	Card	12/240
95916	5"	Brass	Card	12/144
95918	6"	Brass	Card	12/144
95917	5"	Zinc	Card	12/144



**Standard Duty – Solid Brass**

Extruded solid brass bolts;  
Reversible strike engages at  
either end;  
Furnished w/ surface and mortise  
strikes (2) and screws

CODE	SIZE	FINISH	PACKAGE	PACK
06100U	2"	Brass	Card	12/240
06105	2-1/2"	Brass	Card	12/240
06110U	3"	Brass	Card	12/240
06115	4"	Brass	Card	12/240

## BARREL BOLTS *continued*



### Square Spring Bolts


Heavy spring keeps zinc plated bolt in position;  
Furnished w/ surface and mortise strike and screws

CODE	SIZE	FINISH	PACKAGE	PACK
07050	1-3/4" x 6"	Black	Card	6/36

## SURFACE BOLTS

### Solid Brass


Solid brass;  
Furnished w/ surface and mortise strikes (2) and screws



CODE	SIZE	FINISH	PACKAGE	PACK
60885	3"	Brass	Card	10/100
60886	4"	Brass	Card	10/100
60887	6"	Brass	Card	10/100
29025	4"	Brass	Card	10/100
29026	4"	Satin Nickel	Card	10/100
29027	4"	Oil Rubbed Bronze	Card	10/100

### Aluminum

Aluminum;  
Anodized extruded aluminum bolt;  
Rustproof alloy;  
Furnished w/ surface and mortise strikes (2) and screws



CODE	SIZE	FINISH	PACKAGE	PACK
08005	3"	Brass	Card	12/96
08010	4"	Brass	Card	12/144
08015	6"	Brass	Card	12/144


## DUTCH DOOR SURFACE BOLT



Solid brass;  
Adjustable slide bolt;  
7/8" diameter solid brass grip knob;  
Furnished w/surface jamb and mortise strikes (2) and screws

CODE	SIZE	FINISH	PACKAGE	PACK
08120	4-1/4" x 1/2"	Brass	Card	10/100

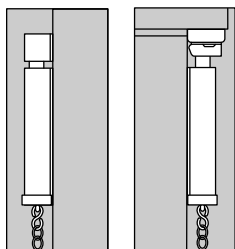
## MORTISE DOOR BOLT



Zinc die-cast bolt, steel spindle and solid brass casing;  
Geared tubular mortise bolt;  
9/16" Diameter bore;  
Furnished w/screws

CODE	SIZE	FINISH	PACKAGE	PACK
07013	2-1/2"	Brass	Card	3/144

## CHAIN BOLT



Heavy duty spring automatically throws bolt when chain is released;  
Reversible for doors opening in or out;  
24" Pull chain with ring;  
Furnished w/ surface and angle strikes and screws

CODE	SIZE	FINISH	PACKAGE	PACK
60871	4"	Zinc	Card	5/50
60872	6"	Zinc	Card	5/50

**CARDED WIRE GOODS - SCREW EYE**



**ZINC PLATED – STEEL**

CODE	SIZE	OVERALL LENGTH	INTERIOR DIA. EYE	WIRE DIA.	PACKAGE	PACK
<b>SMALL EYE</b>						
61509	#204	1-15/16"	5/16"	.22	4/Card	10/100
61316	#206	1-5/8"	17/64"	.192	5/Card	10/100
61409	#208	1-3/8"	15/64"	.100	6/Card	10/100
61317	#210	1-3/16"	7/32"	.135	8/Card	10/100
61092	#212	15/16"	3/16"	.105	10/Card	10/100
61318	#212-1/2	3/4"	3/16"	.105	10/Card	10/100
61093	#214	13/16"	5/16"	.080	12/Card	10/100
61319	#214-1/2	5/8"	5/32"	.080	12/Card	10/100
61410	#216	11/16"	9/64"	.06	14/Card	10/100
61320	#216-1/2	33/64"	9/64"	.062	14/Card	10/100
61436	#217-1/2	15/32"	1/8"	.05	14/Card	10/100
<b>MEDIUM EYE</b>						
61311	#104	2-1/16"	31/64"	.225	3/Card	10/100
61313	#106	1-13/16"	7/16"	.192	4/Card	10/100
61314	#112	1-1/8"	9/32"	.105	10/Card	10/100
61315	#114	15/16"	1/4"	.080	12/Card	10/100
61090	#108	1-17/32"	25/64"	.162	6/Card	10/100
61091	#110	1-5/16"	5/16"	.135	8/Card	10/100
<b>LARGE EYE</b>						
61312	#0	2-7/8"	13/16"	.306	2/Card	10/100
61307	#2	2-5/8"	23/32"	.262	2/Card	10/100
61308	#4	2-3/16"	39/64"	.225	3/Card	10/100
61088	#6	1-15/16"	17/32"	.192	4/Card	10/100
61309	#8	1-5/8"	15/32"	.162	6/Card	10/100
61087	#10	1-3/8"	13/32"	.135	8/Card	10/100
61310	#12	1-3/16"	3/8"	.105	10/Card	10/100
61413	#14	1-1/16"	11/32"	.08	12/Card	5/50

## CARDED WIRE GOODS - SCREW EYE



**SOLID  
BRASS**

### BRIGHT BRASS – SOLID BRASS

CODE	SIZE	OVERALL LENGTH	INTERIOR DIA. EYE	WIRE DIA.	PACKAGE	PACK
<b>SMALL EYE</b>						
61096	#212	15/16"	3/16"	.105	4/Card	10/100
61434	#212-1/2	3/4"	3/16"	.105	7/Card	10/100
61094	#214	13/16"	5/32"	.080	6/Card	10/100
61429	#214-1/2	5/8"	5/32"	.80	7/Card	10/100
61422	#216	11/16"	9/64"	.06	7/Card	10/100
61430	#216-1/2	17/32"	9/64"	.062	7/Card	10/100
61411	#217-1/2	15/32"	1/8"	.05	7/Card	10
<b>LARGE EYE</b>						
61089	#6	1-15/16"	17/32"	.192	4/Card	10/100
61443	#8	1-5/8"	15/32"	.162	3/Card	10/100
61510	#10	1-3/8"	13/32"	.135	4/Card	10/100
61438	#12	1-3/16"	3/8"	.105	5/Card	10/100
61431	#14	1-1/16"	1/8"	.05	6/Card	5/50

**CARDED WIRE GOODS - S HOOK**



**ZINC PLATED – STEEL**

CODE	WIRE DIA.	OVERALL LENGTH	STYLE	PACKAGE	PACK
<b>LIGHT DUTY</b>					
61304	.08	3/4"	Open	10/Card	10/100
61303	.105	1"	Open	8/Card	10/100
61417	.092	7/8"	Closed	8/Card	10/100
61416	.105	1-1/8"	Closed	6/Card	10/100
61415	.125	1-1/4"	Closed	5/Card	10/100
61306	.135	1-5/8"	Closed	6/Card	10/100
61305	.148	2-1/8"	Closed	4/Card	10/100
<b>HEAVY DUTY</b>					
61418	.08	3/4"	Open	8/Card	10/100
61419	.105	1"	Open	6/Card	10/100
61302	.177	1-1/2"	Open	4/Card	10/100
61301	.262	2"	Open	2/Card	10/100
61072	.262	2-1/2"	Open	2/Card	10/100
61300	.306	3"	Open	2/Card	10/100

**SOLID BRASS**

**BRIGHT BRASS – SOLID BRASS**

CODE	WIRE DIA.	OVERALL LENGTH	STYLE	PACKAGE	PACK
<b>LIGHT DUTY</b>					
61512	.092	7/8"	Closed	3/Card	10/100
61439	.105	1-1/8"	Closed	2/Card	10/100
61511	.125	1-1/4"	Closed	2/Card	10/100
<b>HEAVY DUTY</b>					
61441	.08	3/4"	Open	3/Card	10/100
61513	.105	1"	Open	3/Card	10/100

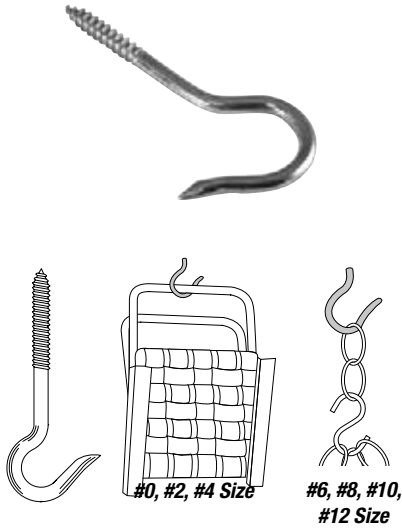
## CARDED WIRE GOODS - CLOTHESLINE/SWING HOOK



### ZINC PLATED – STEEL

CODE	SIZE	WIRE DIA.	PACKAGE	PACK
61335	3-3/4"	.283	2/Card	10/100

## CARDED WIRE GOODS - CEILING HOOKS



### ZINC PLATED – STEEL

CODE	SIZE	OVERALL LENGTH	WIRE DIA.	PACKAGE	PACK
61074	#0	4-15/16"	.306	2/Card	10/100
61321	#2	4-7/16"	.262	2/Card	10/100
61440	#3	4-1/8"	.24	2/Card	10/100
61322	#4	3-7/8"	.225	2/Card	10/100
61323	#6	3-3/8"	.192	3/Card	10/100
61324	#8	2-9/16"	.162	4/Card	10/100
61325	#10	2-1/16"	.135	5/Card	10/100
61326	#12	1-11/16"	.105	6/Card	10/100
61073	#14	1-5/16"	.080	8/Card	10/100
61504	#0	4-15/16"	.306	Bulk w/UPC	20/200
61407	#2	4-7/16"	.262	Bulk w/UPC	20/200
61423	#3	4-1/8"	.24	Bulk w/UPC	20/200
61408	#4	3-7/8"	.225	Bulk w/UPC	20/200

**CARDED WIRE GOODS -  
CUP HOOK**



**BRASS PLATED – STEEL**

CODE	SIZE	WIRE DIA.	PACKAGE	PACK
61414	7/8"	.105	2/Card	10/100

**WHITE VINYL – STEEL**

CODE	SIZE	WIRE DIA.	PACKAGE	PACK
61420	3/4"	.091	5/card	5/50
61421	1-1/2"	.148	2/Card	5/50

**SOLID  
BRASS**

**BRIGHT BRASS – SOLID BRASS**

CODE	SIZE	WIRE DIA.	PACKAGE	PACK
61329	1/2"	.072	6/Card	10/100
61330	5/8"	.080	5/Card	10/100
61331	3/4"	.091	5/Card	10/100
61332	7/8"	.105	4/Card	10/100
61333	1"	.120	4/Card	10/100
61334	1-1/2"	.148	2/Card	10/100
61076	1-1/4"	.148	2/Card	10/100

**CARDED HARDWARE - GATE HOOK AND EYE**



**ZINC PLATED – STEEL**

CODE	SIZE	FINISH	PACKAGE	PACK
61428	1"	Zinc	2/Card	10/100
61339	1-1/2"	Zinc	3/Card	10/100
61338	2"	Zinc	2/Card	10/100
61337	2-1/2"	Zinc	2/Card	10/100
61336	3"	Zinc	2/Card	10/100
35950	6"	Zinc	Clamshell	5/40

**STAINLESS  
STEEL**

**STAINLESS STEEL**

CODE	SIZE	FINISH	PACKAGE	PACK
35949	6"	Stainless Steel	Clamshell	5/40

**SOLID  
BRASS**

**BRIGHT BRASS – SOLID BRASS**

CODE	SIZE	FINISH	PACKAGE	PACK
61508	1-1/2"	Brass	2/Card	10/100
61442	2"	Brass	1/Card	10/100
61085	2-1/2"	Brass	1/Card	10/100
61086	3"	Brass	1/Card	10/100

## CARDED WIRE GOODS - SAFETY GATE HOOK AND EYE

Spring back action



### ZINC PLATED – STEEL

CODE	SIZE	PACKAGE	PACK
61328	2"	1/Card	10/100
61327	2-1/2"	1/Card	10/100
36930	2-1/2"	2/Card	6/72

## SHOULDER HOOK

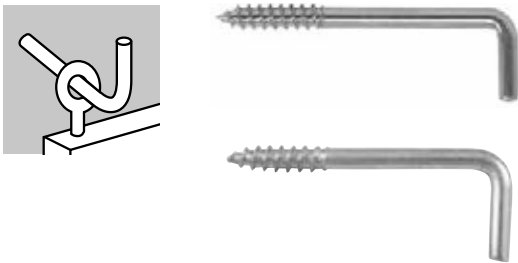


SOLID BRASS

### BRIGHT BRASS – SOLID BRASS

CODE	LENGTH OF PROJECTION	WIRE DIA.	PACKAGE	PACK
61444	1/2"	.07	5/Card	10/100
61445	3/4"	.09	4/Card	10/100
61340	1"	.120	3/Card	10/100
61446	1-1/4"	.14	2/Card	10/100
61095	1-1/2"	.148	2/Card	10/100

## SQUARE SCREW HOOK



### ZINC PLATED – STEEL

CODE	SIZE	OVERALL LENGTH	WIRE DIA.	PACKAGE	PACK
61083	#114	1"	.080	10/Card	10/100
61341	#112	1-3/8"	.105	8/Card	10/100
61343	#110	1-13/16"	.135	6/Card	10/100
61082	#108	2-1/4"	.162	4/Card	10/100
61081	#106	2-5/8"	.192	3/Card	10/100
61080	#104	3"	.225	2/Card	10/100

SOLID BRASS

### BRIGHT BRASS – SOLID BRASS

CODE	SIZE	OVERALL LENGTH	WIRE DIA.	PACKAGE	PACK
61433	#114	1"	.080	5/Card	10/100
61432	#112	1-3/8"	.105	5/Card	10/100

**LARGE SCREW EYE**



**ZINC PLATED – STEEL**

CODE	SIZE	OVERALL LENGTH	INTERIOR DIA. EYE	WIRE DIA.	PACKAGE	PACK
61514	#000	3-7/8"	1"	.36	Bulk w/UPC	10/100
61515	#0	2-7/8"	13/16"	.306	Bulk w/UPC	20/200
61516	#2	2-5/8"	23/32"	.262	Bulk w/UPC	20/200

**S HOOK**



**ZINC PLATED – STEEL**

CODE	WIRE DIA.	OVERALL LENGTH	STYLE	PACKAGE	PACK
<b>HEAVY DUTY</b>					
61530	.262	2"	Open	Bulk w/UPC	30/300
61531	.262	2-1/2"	Open	Bulk w/UPC	30/300
61486	.306	3"	Open	Bulk w/UPC	30/300

**SCREW HOOKS**



**ZINC PLATED – STEEL**

CODE	THREAD DIA.	OVERALL LENGTH	PACKAGE	PACK
61424	3/8"	4-1/2"	Bulk w/UPC	10/100
61425	3/8"	4-7/8"	Bulk w/UPC	10/100
61497	3/8"	8"	Bulk w/UPC	10/100
61498	3/8"	10"	Bulk w/UPC	10/100
61496	5/16"	4-1/2"	Bulk w/UPC	10/100
61426	1/4"	4-1/4"	Bulk w/UPC	10/100

**ZINC PLATED – STEEL**

CODE	SIZE	OVERALL LENGTH	INTERIOR DIA. EYE	WIRE DIA.	PACKAGE	PACK
<b>LARGE EYE</b>						
61514	#000	3-7/8"	1"	.36	Bulk w/UPC	10/100
61515	#0	2-7/8"	13/16"	.306	Bulk w/UPC	20/200
61516	#2	2-5/8"	23/32"	.262	Bulk w/UPC	20/200

**BULK WIRE GOODS - HOOK BOLT**



**ZINC PLATED – STEEL**

CODE	THREAD DIA.	OVERALL LENGTH	PACKAGE	PACK
61462	3/8"	7"	Bulk w/UPC	10/100
61427	3/8"	10"	Bulk w/UPC	10/100
61461	5/16"	5"	Bulk w/UPC	10/100

## SQUARE U BOLT



### ZINC PLATED – STEEL

CODE	SIZE	THREAD DIA. X LENGTH OF SPREAD X OVERALL LENGTH	PACKAGE	PACK
61466	533	5/16" x 2" x 3"	Bulk w/UPC	10/100
61489	535	5/16" x 2" x 5"	Bulk w/UPC	10/100
61528	657	3/8" x 3" x 7"	Bulk w/UPC	10/100
61491	664	3/8" x 3-5/8" x 4"	Bulk w/UPC	5/50
61492	665	3/8" x 3-5/8" x 5"	Bulk w/UPC	5/50
61493	666	3/8" x 3-5/8" x 6"	Bulk w/UPC	5/50
61494	667	3/8" x 3-5/8" x 7"	Bulk w/UPC	5/50
61467	673	3/8" x 4" x 3"	Bulk w/UPC	10/100
61468	675	3/8" x 4" x 5"	Bulk w/UPC	10/100
61490	677	3/8" x 4" x 7"	Bulk w/UPC	10/100

## U-BOLT PLATE

For Square U-Bolts



### ZINC PLATED – STEEL

CODE	SIZE	PACKAGE	PACK
61477	5/16" x 2"	Bulk w/UPC	10/100
61478	3/8" x 3"	Bulk w/UPC	10/100
61495	3/8" x 3-5/8"	Bulk w/UPC	10/100
61479	3/8" x 4"	Bulk w/UPC	10/100

## U-BOLT



### ZINC PLATED – STEEL

CODE	SIZE	THREAD DIA. X LENGTH OF SPREAD X OVERALL LENGTH	PACKAGE	PACK
61344	112	1/4" x 3/4" x 2-1/2"	Bulk w/UPC	10/100
61476	132	1/4" x 1-1/8" x 2-1/4"	Bulk w/UPC	10/100
61345	136	1/4" x 1-1/8" x 3-1/2"	Bulk w/UPC	10/100
61353	—	1/4" x 1-3/8" x 3"	Bulk w/UPC	10/100
61465	146	1/4" x 1-3/8" x 4"	Bulk w/UPC	10/100
61507	512	5/16" x 1-3/8" x 2-1/2"	Bulk w/UPC	10/100
61352	516	5/16" x 1-3/8" x 3-3/4"	Bulk w/UPC	10/100
61351	522	5/16" x 1-3/4" x 3"	Bulk w/UPC	10/100
61350	—	5/16" x 2" x 3"	Bulk w/UPC	10/100
61346	546	5/16" x 2-1/2" x 5"	Bulk w/UPC	10/100
61347	536	5/16" x 2" x 4-1/2"	Bulk w/UPC	10/100
61348	542	5/16" x 2-1/2" x 3-1/2"	Bulk w/UPC	10/100
61349	526	5/16" x 1-3/4" x 4-1/4"	Bulk w/UPC	10/100
61499	632	3/8" x 2" x 3-1/2"	Bulk w/UPC	10/100
61500	642	3/8" x 2" x 4-1/2"	Bulk w/UPC	10/100
61501	652	3/8" x 3" x 4-1/2"	Bulk w/UPC	10/100
61502	662	3/8" x 3-1/2" x 5-1/4"	Bulk w/UPC	10/100

**EYE BOLT**



**ZINC PLATED – STEEL**

CODE	THREAD DIA.	OVERALL LENGTH	PACKAGE	PACK
61406	3/16"	1-3/8"	Bulk w/UPC	20/200
61520	3/16"	1-1/2"	Bulk w/UPC	20/200
61405	3/16"	2"	Bulk w/UPC	20/200
61404	3/16"	2-1/2"	Bulk w/UPC	20/200
61403	1/4"	2"	Bulk w/UPC	20/200
61402	1/4"	2-1/2"	Bulk w/UPC	20/200
61396	1/4"	3"	Bulk w/UPC	10/100
61397	1/4"	4"	Bulk w/UPC	10/100
61398	1/4"	5"	Bulk w/UPC	10/100
61399	1/4"	6"	Bulk w/UPC	10/100
61400	1/4"	8"	Bulk w/UPC	10/100
61454	5/16"	2-1/2"	Bulk w/UPC	10/100
61401	5/16"	3-1/4"	Bulk w/UPC	10/100
61395	5/16"	4"	Bulk w/UPC	10/100
61394	5/16"	5"	Bulk w/UPC	10/100
61393	5/16"	6"	Bulk w/UPC	10/100
61392	5/16"	8"	Bulk w/UPC	10/100
61521	3/8"	3"	Bulk w/UPC	10/100
61388	3/8"	4"	Bulk w/UPC	10/100
61389	3/8"	5"	Bulk w/UPC	10/100
61390	3/8"	6"	Bulk w/UPC	10/100
61391	3/8"	8"	Bulk w/UPC	10/100
61522	1/2"	4"	Bulk w/UPC	10/100
61387	1/2"	6"	Bulk w/UPC	10/100
61386	1/2"	8"	Bulk w/UPC	10/100
61385	1/2"	10"	Bulk w/UPC	10/100
61384	1/2"	12"	Bulk w/UPC	10/100

**SCREW EYE WITH LAG THREAD**




**ZINC PLATED – STEEL**

CODE	THREAD DIA.	OVERALL LENGTH	PACKAGE	PACK
61356	1/4"	3-3/4"	Bulk w/UPC	10/100
61355	1/4"	4-1/2"	Bulk w/UPC	10/100
61354	1/4"	5"	Bulk w/UPC	10/100
61358	5/16"	3-1/4"	Bulk w/UPC	10/100
61357	5/16"	4"	Bulk w/UPC	10/100
61361	5/16"	4-1/2"	Bulk w/UPC	10/100
61360	5/16"	5"	Bulk w/UPC	10/100
61359	5/16"	5-1/2"	Bulk w/UPC	10/100
61362	5/16"	6"	Bulk w/UPC	10/100
61363	3/8"	4"	Bulk w/UPC	10/100
61487	3/8"	4-1/2"	Bulk w/UPC	10/100
61364	3/8"	5"	Bulk w/UPC	10/100
61365	3/8"	5-1/2"	Bulk w/UPC	10/100
61366	3/8"	6"	Bulk w/UPC	10/100
61367	3/8"	8"	Bulk w/UPC	10/100
61449	7/16"	5-1/4"	Bulk w/UPC	10/100

## TURNBUCKLE

### Hook to Eye



#### ZINC PLATED – STEEL

CODE	THREAD DIA.	OVERALL LENGTH	PACKAGE	PACK
61374	5/32"	4-3/8"	Bulk w/UPC	10/100
61375	3/16"	5-5/8"	Bulk w/UPC	10/100
61372	7/32"	6-3/8"	Bulk w/UPC	10/100
61373	1/4"	7-3/8"	Bulk w/UPC	10/100
61370	5/16"	8-7/8"	Bulk w/UPC	10/100
61371	3/8"	10-5/8"	Bulk w/UPC	10/100
61369	3/8"	16"	Bulk w/UPC	10/100
61368	1/2"	19-1/2"	Bulk w/UPC	1/5

## EYE TO EYE



#### ZINC PLATED – STEEL

CODE	THREAD DIA.	OVERALL LENGTH	PACKAGE	PACK
61382	5/32"	4-3/8"	Bulk w/UPC	10/100
61383	3/16"	5-5/8"	Bulk w/UPC	10/100
61380	7/32"	6-3/8"	Bulk w/UPC	10/100
61381	1/4"	7-3/8"	Bulk w/UPC	10/100
61378	5/16"	8-7/8"	Bulk w/UPC	10/100
61379	3/8"	10-5/8"	Bulk w/UPC	10/100
61377	3/8"	16"	Bulk w/UPC	10/100
61463	1/2"	17"	Bulk w/UPC	5/25
61376	1/2"	19-1/2"	Bulk w/UPC	1/5

## CARDER WIRE GOODS



#### SCREW EYE – STAINLESS STEEL

CODE	WIRE DIA.	OVERALL LENGTH	STYLE	PACKAGE	PACK
<b>HEAVY DUTY</b>					
61470	.177	1-1/2"	Open	Bulk w/UPC	20/200
61471	.262	2"	Open	Bulk w/UPC	20/200
61472	.262	2-1/2"	Open	Bulk w/UPC	20/200
61529	.306	3"	Open	Bulk w/UPC	20/200

#### SCREW EYE – STAINLESS STEEL

CODE	SIZE	OVERALL LENGTH	INTERIOR DIA. EYE	WIRE DIA.	PACKAGE	PACK
<b>LARGE EYE</b>						
61517	#0	2-7/8"	13/16"	.306	Bulk w/UPC	20/200
61474	#2	2-5/8"	23/32"	.262	Bulk w/UPC	20/200
61518	#4	2-3/16"	39/64"	.225	Bulk w/UPC	20/200
61519	#8	1-5/8"	15/32"	.162	Bulk w/UPC	20/200

**SCREW HOOKS**



**SCREW EYE – LAG THREAD – STAINLESS STEEL**

CODE	THREAD DIA.	OVERALL LENGTH	PACKAGE	PACK
61503	1/4"	3-3/4"	Bulk w/UPC	10/100
61450	1/4"	5"	Bulk w/UPC	10/100
61451	5/16"	4"	Bulk w/UPC	10/100
61452	3/8"	4-1/2"	Bulk w/UPC	10/100




**SCREW HOOK – STAINLESS STEEL**

CODE	THREAD DIA.	OVERALL LENGTH	PACKAGE	PACK
61488	3/8"	4-7/8"	Bulk w/UPC	10/100
61453	1/4"	4-1/4"	Bulk w/UPC	10/100



**HOOK BOLT – STAINLESS STEEL**

CODE	THREAD DIA.	OVERALL LENGTH	PACKAGE	PACK
61475	5/16"	5"	Bulk w/UPC	10/100



**U BOLT – STAINLESS STEEL**

CODE	SIZE	THREAD DIA. X LENGTH OF SPREAD X OVERALL LENGTH	PACKAGE	PACK
61480	112	1/4" x 3/4" x 2-1/2"	Bulk w/UPC	10/100
61481	132	1/4" x 1-1/8" x 2-1/4"	Bulk w/UPC	10/100
61482	136	1/4" x 1-1/8" x 3-1/2"	Bulk w/UPC	10/100
61469	512	5/16" x 1-3/8" x 2-1/2"	Bulk w/UPC	5/50
61483	526	5/16" x 1-3/4" x 4-1/4"	Bulk w/UPC	10/100
61484	536	5/16" x 2" x 4-1/2"	Bulk w/UPC	10/100
61485	546	5/16" x 2-1/2" x 5"	Bulk w/UPC	10/100



**EYE BOLT – STAINLESS STEEL**

CODE	THREAD DIA.	OVERALL LENGTH	PACKAGE	PACK
61455	3/16"	1-1/2"	Bulk w/UPC	10/100
61456	3/16"	2"	Bulk w/UPC	10/100
61457	1/4"	2"	Bulk w/UPC	10/100
61458	1/4"	2-1/2"	Bulk w/UPC	10/100
61523	1/4"	3"	Bulk w/UPC	10/100
61505	1/4"	4"	Bulk w/UPC	10/100
61459	5/16"	3-1/4"	Bulk w/UPC	10/100
61460	5/16"	4"	Bulk w/UPC	10/100
61506	5/16"	5"	Bulk w/UPC	10/100
61524	3/8"	4"	Bulk w/UPC	10/100
61525	3/8"	5"	Bulk w/UPC	10/100
61526	3/8"	6"	Bulk w/UPC	10/100
61527	3/8"	8"	Bulk w/UPC	10/100

# ORGANIZATION

## GARAGE HOOKS

### WIRE HOOK



CODE	FINISH	PACKAGE	PACK
60850	Brass	2/Card	5/50
61009	Zinc	2/Card	10/100
60849	Zinc	Polybag w/UPC	100/400

## STORAGE HOOKS

Bicycle hook;  
Red vinyl coated



CODE	SIZE	PACKAGE	PACK
37025	6" x 2-3/4"	2/Card	12/72
60838	6" x 2-3/4"	Bulk w/UPC	50/50
4070	6" x 2-3/4"	2/Card	12

Utility hook;  
Red vinyl coated



CODE	PACKAGE	PACK
60839	Bulk w/UPC	50
4071	2/Carded	12

Garden tool and utility hook;  
Red vinyl coated



CODE	SIZE	GAUGE	PACKAGE	PACK
60840	4" x 2-1/2"	6.5 mm	Bulk w/UPC	50

Ladder hook;  
Red vinyl coated



CODE	PACKAGE	PACK
60841	Bulk w/UPC	50
4074	2/Card	12

## 9PC GARAGE ORGANIZER

Ideal for Garages, Storage Sheds,  
Basements & more!

### Heavy Duty Track with Snap-On Hooks

- Place Hooks in Any Location
- Scratch Resistant PVC Coating
- Each track holds up to 220 lbs with proper installation

9 Piece



2-24" Track



2- Multi-Purpose Hook



1- Hammer Hook



1- Small Loop Hook



1- Large Hook



1- Double Prong Hook



1- Two Handle Hook



CODE	DESCRIPTION	PACKAGE	PACK
61650	9 Piece	Box	4

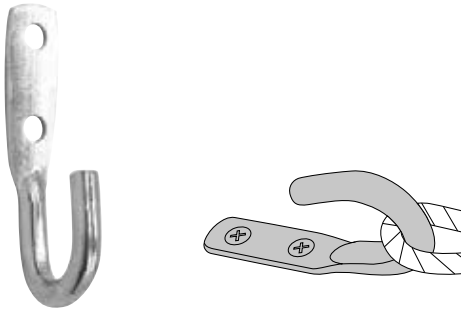
## GALVANIZED UTILITY WIRE

1lb packs



CODE	GAUGE	PACKAGE	PACK
104370	12	Roll	12/36
104380	14	Roll	12/36
104390	16	Roll	12/36
104400	18	Roll	12/36
104410	20	Roll	12/36

## ROPE BINDING HOOK



### ZINC PLATED – STEEL

CODE	OVERALL LENGTH	WIRE DIA.	PACKAGE	PACK
61077	2-1/4"	.212	2/Card	10/100
61342	3-3/8"	.306	2/Card	10/100

## ROPE CLEAT



### ZINC PLATED – STEEL


CODE	OVERALL LENGTH	WIRE DIA.	PACKAGE	PACK
61078	4-1/2"	.306	2/Card	10/100

## HAMMOCK HOOK



CODE	OVERALL LENGTH	WIRE DIA.	INTERIOR DIA. HOOK	PACKAGE	PACK
61079	5-3/4"	.306	15/16"	2/Card	10/100

## PEG HOOKS




99535 and 99936  
Single Prong Hook

CODE	LENGTH	DUTY	PACKAGE	PACK
<b>SINGLE PRONG HOOK</b>				
99535	10"	Heavy .212"	Bulk	50/100
99936	14"	Extra Heavy .250"	Bulk	50/100

One piece; All metal construction;  
Scanning plate: 2-1/8" W x 1-3/16"H;  
Fits standard peg board holes

# ORGANIZATION

## CLOSET POLE SOCKETS



For poles or rods up to 1-3/8" O.D.;  
2-1/4" base diameter;  
Single screw mounting;  
Furnished w/screws

CODE	MATERIAL	FINISH	PACKAGE	PACK
69000	ABS	White	1Pr/Polybag	100/800
59400	ABS	White	1Pr/Polybag	4/12



For poles or rods up to 1-9/32" O.D.;  
3 Hole installation;  
Dimensions: 1-5/16" diameter;  
One-full circle and one-half circle;  
Furnished w/screws

CODE	MATERIAL	FINISH	PACKAGE	PACK
69015	Steel	Chrome	1Pr/Polybag	100



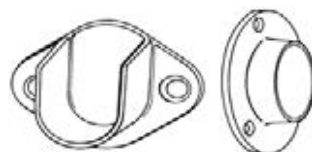
For poles or rods up to 1-1/4" O.D.;  
Dimensions: 1-11/32" flange;  
One-full circle & one-half circle;  
Furnished w/screws

CODE	MATERIAL	FINISH	PACKAGE	PACK
68990	Zinc	White	1Pr/Polybag	12/60



Unfinished; 1-7/16" Inside diameter;  
2-1/2" Outside diameter;  
Furnished w/screws

CODE	MATERIAL	FINISH	PACKAGE	PACK
69010	Wood	2-1/2"	1Pr/Polybag	12/60



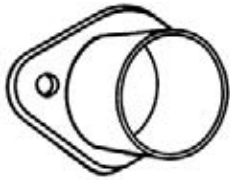
Standard profile;  
3 Hole installation;  
Surface mount screw holes;  
7/8" deep;  
Furnished w/screws

CODE	MATERIAL	TUBE DIA.	FINISH	PACKAGE	PACK
28020	Zinc	1-1/8"	Chrome	Polybag w/UPC	12/120
28011	Zinc	1-5/16**	Chrome	Polybag w/UPC	12/240
28010	Zinc	1-1/4"	Chrome	Polybag w/UPC	12/240

28011

28010

## CLOSET POLE SOCKETS



High profile;  
2-3/4" long, 1-3/4" wide,  
1" deep; 2 Surface mount  
installation screw holes

CODE	MATERIAL	TUBE DIA.	FINISH	PACKAGE	PACK
28005	Zinc	1-1/16"	Chrome	Bulk	12/240

## DECORATIVE SPRING TENSION ROD

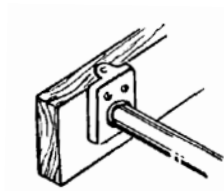
CODE	FINISH	SIZE	PACKAGE	PACK
64109	Almond	36" - 63"	Hanger Tag	6/12

Telescoping, Expands - No Screws Required;  
Sure Grip Ends;  
Fit-All Standard Shower Openings;



## CLOSET RODS

Heavy gauge, no sag construction;  
Telescoping tubes;  
Hook flanges;  
1" Outside diameter;  
Furnished w/screws



CODE	SIZE	FINISH	PACKAGE	PACK
64000	18" to 30"	Zinc	Polybag w/UPC	10
64005	30" to 48"	Zinc	Polybag w/UPC	10
64010	48" to 72"	Zinc	Polybag w/UPC	10
64015	72" to 96"	Zinc	Polybag w/UPC	10
64020	72" to 120"	Zinc	Polybag w/UPC	10



## ADJUSTABLE RODS

Spring Tension;  
Telescoping tubing;  
Holds up to 33lbs. per rod;  
Rubber end pads

CODE	O.D.	SIZE	FINISH	PACKAGE	PACK
64110	1"	36" - 63"	White	Shrink Wrapped	12
104416	1"	36" - 63"	Almond	Shrink Wrapped	6
64115	1"	41" - 76"	White	Shrink Wrapped	12
64120	1"	36" - 63"	Chrome	Shrink Wrapped	12
64125	1"	41" - 76"	Chrome	Shrink Wrapped	12



## SUPPORT BRACKETS



### Extra Heavy Duty

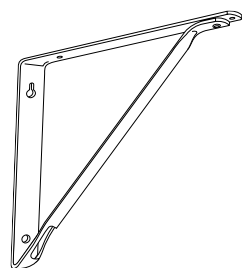
Combination shelf and rod;  
Meets BHMA standard  
125 lbs. on hook &  
150 lbs. on shelf;  
Holds rods up to  
1-3/4" diameter;  
11" Projection from wall;  
One piece steel construction

CODE	SIZE	FINISH	PACKAGE	PACK
59500	2-1/2"	Painted/White	UPC/Bulk	20
11104	2-1/2"	Powder Coat/White	UPC/Bulk	20
11130	3"	Powder Coat/White	UPC/Bulk	20



Holds up to 1000 pounds  
per pair

CODE	SIZE	FINISH	PACKAGE	PACK
11134	10-1/2" x 7-1/2"	White	UPC/Bulk	10
11136	16" x 11"	White	Bulk	10
11138	20" x 13"	White	Bulk	10



### Heavy Duty

Meets BHMA standard  
150 lbs. on shelf;  
10" Projection from wall

CODE	SIZE	FINISH	PACKAGE	PACK
11132	10" Projection	White	Bulk	20

## SHELF BRACKETS



Grey and white  
enamel finish;  
Six staggered  
countersunk screw  
holes in each bracket;  
One piece construction;  
Heavy gauge .0354

GREY	WHITE	SIZE	REC. SAFE WORKING LOAD	PACKAGE	PACK
96115	96116	3" x 4"	40lbs	Bulk	20/200
96117	96118	4" x 5"	40lbs	Bulk	20/200
96119	96120	5" x 6"	45lbs	Bulk	20/200
96121	96122	6" x 8"	55lbs	Bulk	20/200
96123	96124	7" x 9"	55lbs	Bulk	20/100
96125	96126	8" x 10"	55lbs	Bulk	20/100
96111	96112	10" x 12"	65lbs	Bulk	20/60
96113	96114	12" x 14"	75lbs	Bulk	20/60

## FOLDING SHELF BRACKETS



### Deluxe Heavy Duty Steel

For drop down shelves  
from 8" to 24" wide;  
Automatic safety  
locking device;  
Quick release folding  
mechanism;  
Solid rivet construction;  
Polybag furnished w/screws;  
Box w/o screws

CODE	SIZE	FINISH	PACKAGE	CODE	PACK
11030	8" x 8"	White	2/Polybag		3/48
11035	12" x 12"	White	2/Polybag		3/24
11040	16" x 16"	White	2/Polybag		3/12
11045	8" x 8"	Gray	2/Polybag		5/50
11050	12" x 12"	Gray	2/Polybag		5/25
11055	16" x 16"	Gray	2/Polybag		5/15
97217	8" x 8"	Gray	2/Box		1/24
97215	12" x 12"	Gray	2/Box		1/18
97216	16" x 16"	Gray	2/Box		1/18

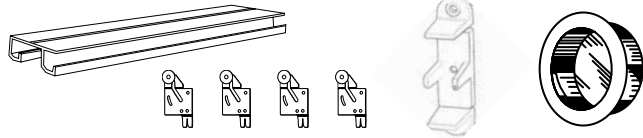
## BY-PASS CLOSET DOOR TRACK & HARDWARE SET



### Standard Duty Set

For doors 3/4" – 1-3/8" thick;  
 For doors up to 50 lbs. ea.;  
 Hardware for 2 doors.  
 Contents: 1 Length of  
 steel track;  
 Four nylon wheel  
 hangers;  
 1 Nylon adjustable  
 floor guide;  
 2 brass finger pulls

CODE	SIZE	FINISH	PACKAGE	PACK
61206	48"	24"	Shrink Wrapped	10
61207	60"	30"	Shrink Wrapped	10
61208	72"	36"	Shrink Wrapped	10
61209	96"	48"	Shrink Wrapped	10



## BY-PASS CLOSET DOOR COMPONENTS



### Finger Pulls

Solid brass construction;  
 Pull handle stores  
 flush when not in use;  
 Lifetime warranty;  
 Furnished w/screws

SOLID  
BRASS

PREMIUM  
FINISH

CODE	SIZE	FINISH	PACKAGE	PACK
60015	3-1/8" H x 1-5/16" W	Brass	Polybag w/UPC	10/150
60018	3-1/8" H x 1-5/16" W	Satin Nickel	Polybag w/UPC	10/150



Stamped steel construction

PREMIUM  
FINISH

CODE	SIZE	FINISH	PACKAGE	PACK
60005	2-1/8" Dia.	Brass	Polybag w/UPC	50/200
60026	2-1/8" Dia.	Dull Chrome	Polybag w/UPC	50/200
60027	2-1/8" Dia.	Satin Nickel	Polybag w/UPC	50/200
60030	2-1/8" Dia.	Oil Rubbed Bronze	Polybag w/UPC	50/200

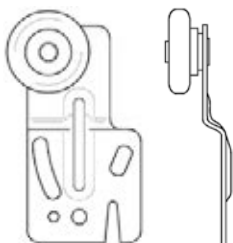


3/8" Deep

PREMIUM  
FINISH

CODE	SIZE	FINISH	PACKAGE	PACK
97155	3/4" Dia.	Zinc	Box	200/4000
60000	3/4" Dia.	Brass	Box	100/5000
60002	3/4" Dia.	Satin Nickel	Box	100/5000

## SLIDING DOOR COMPONENTS



### Sliding Door Track Hangers

Adjustable;  
 Reinforced plated steel;  
 Staggered screw hole  
 location;  
 Smooth glide nylon rollers;  
 Replacement hanger fits most  
 overhead tracks;  
 Furnished w/screws

CODE	SIZE	ROLLER DIA.	ROLLERS	PACKAGE	PACK
31610	1/2"	7/8"	Plain	1Pr/Polybag	12/288
31615	11/16"	7/8"	Plain	1Pr/Polybag	100

# ORGANIZATION

## SLIDING DOOR GUIDE



31597



31598

Adjustable for door thicknesses;  
For doors from 1-3/8" to 1-3/4" thick

CODE	SIZE	PACKAGE	PACK
31597	.8" H x .9"-1.7" W x .7" D	Card	12/600
31598	.7" H x 1.55" W x .75" D	Card	12/600



For 1-3/8" thick doors;  
For two or four folding doors

CODE	SIZE	PACKAGE	PACK
31591	.75" H x 2.75" W x .75" D	Polybag w/UPC	12/720



For 1-3/8" thick doors;  
Steel plate w/ nylon guides

CODE	SIZE	PACKAGE	PACK
31596	.75" H x 2.75" W x .75" D	Card	72/240

## BI-FOLD DOOR TRACK & HARDWARE SET



For doors 7/8" – 1-3/8" thick;  
For doors up to 20 lbs. each

Contents: Hinges;  
Pivots & guides;  
Enameled steel guide track;  
Heavy duty bracket;  
Wood knob;  
Aligners;  
Spring loaded guide


CODE	SIZE	FINISH	PACKAGE	PACK
61202	24"/Sets	2	Display Box	5
61203	48"/Sets	4	Display Box	5
61204	60"/Sets	4	Display Box	5
61205	72"/Sets	4	Display Box	5



### Flag Leaf Hinge

Surface mount;  
Bright brass plated finish;  
Nylon bearings with round corners;  
Countersunk screw holes

CODE	SIZE	PACKAGE	PACK
35400	3-1/2" x 1-1/4"	Bulk	100/500



### Door Knob

Unfinished wood knob;  
Furnished w/screw

CODE	SIZE	PACKAGE	PACK
41446	1-1/2" Dia.	1/Polybag	25/500



### Aligner

Furnished w/ installation screws

CODE	PACKAGE	PACK
10000	1 Pr/Polybag	20

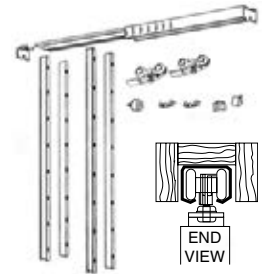
## POCKET DOOR FRAME KIT



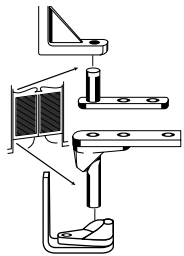
### Standard Duty

For doors up to 3' wide and up to 6'8" high;  
 For doors 1-3/8" – 1-3/4" thick;  
 Jump-proof track and rollers;  
 Galvanized steel box track;  
 Real wood splint studs, steel encased for rigidity and to prevent fastener penetration into the pocket;  
 Ball bearing hangers;  
 Contents: 1 Header Assembly, 2 Pair Split studs, 2 Heavy Duty Ball Bearing Hangers, 2 Door Mounting Plates, 1 Bumper Stop, 1 Pair Door Guides, 1 Adjusting Wrench

CODE	SIZE	PACKAGE	PACK
61215	125lbs.	Display Box	1



## GRAVITY PIVOT HINGE SET



Packed in sets: one set per door;  
 Furnished w/hinges (2) and screws




CODE	FINISH	SET QTY.	PACKAGE	PACK
60857	Brass	One (1) Door	Card	5/50
96623	Brass	Two (2) Doors	Card	10/100



### Locks

Overall size: 2-1/2" w by 2-3/4" h;  
 Non-handed;  
 Fits all 1-3/8" to 1-3/4" pocket doors



### PREMIUM FINISH

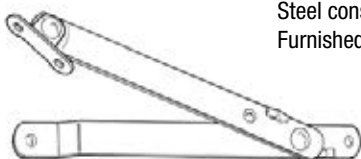
CODE	FINISH	TYPE	PACKAGE	PACK
49500	Brass	Passage	Box	6/72
49601	Satin Nickel	Passage	Card	6/72
49602	Oil Rubbed Bronze	Passage	Card	6/72
49505	Brass	Privacy	Box	6/72
49606	Satin Nickel	Privacy	Card	6/72
49607	Oil Rubbed Bronze	Privacy	Card	6/72

## LID SUPPORT

Steel construction;  
 Furnished w/screws



CODE	FINISH	TYPE	PACKAGE	PACK
60869	7"	Brass	1 Pr/Card	5/50



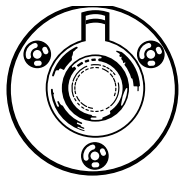

Steel construction;  
 Furnished w/screws

CODE	SIZE	FINISH	PACKAGE	PACK
60870	10"	Brass	1 Pr/Card	5

# ORGANIZATION

## FLUSH RING PULLS

Furnished w/screws



CODE	SIZE	FINISH	PACKAGE	PACK
<b>SQUARE</b>				
96411	1-1/2" x 1-3/4"	Chrome	Polybag w/UPC	12/288
96412	1-1/2" x 1-3/4"	Brass	Polybag w/UPC	12/288
<b>ROUND</b>				
96407	1-1/2" Dia.	Chrome	Polybag w/UPC	12/288
96408	1-1/2" Dia.	Brass	Polybag w/UPC	12/288

## CHEST HANDLE

Furnished w/screws



CODE	PIN SIZE	FINISH	PACKAGE	PACK
96407	3-3/4"	Zinc	2/Polybag	5/50

## MIRROR CLIPS

Ribbed mirror clips;  
Furnished w/ 6 x 1-1/4"  
#6 oval head nickel plated  
wood screws



CODE	SIZE	SIZE	PACKAGE	PACK
15293	Clear Plastic	5/8" w x 3/4" l	6/Card	12/600

## SLIDING TUB AND SHOWER DOOR REPLACEMENT ROLLERS

Nylon Wheels; Ball bearing  
axle with machine screws;  
Fits most sliding door;  
Furnished w/ Screws



CODE	SIZE	SIZE	PACKAGE	PACK
64550	Covex	7/8"	4/Card	12/240
64555	Flat	3/4"	4/Card	12/240

# Decorative Hardware

Cabinet and decorative hardware by Ultra® is the smart choice for home improvement. The line includes a full range of decorative knobs, pulls, cabinet hinges, drawer slides and hooks



available in styles and finishes from tested traditional to cutting-edge contemporary.

With hundreds of designs and decorative finishes, Designers Edge® gives every homeowner an option for that all important finishing touch to complete a room makeover or renovation.



## SATIN NICKEL



41915  
1-1/2" Dia.  
Satin Nickel  
Pack 25



41913  
2-7/8" Dia.  
Satin Nickel  
Pack 25



41543R1  
1-1/4" Dia.  
Satin Nickel  
Pack 25



41661R1  
1-1/4" Dia.  
Satin Nickel  
Pack 12



41776R1  
1-1/4" Dia.  
Satin Nickel  
Pack 25



41779R1  
1-1/8" Dia.  
Satin Nickel  
Pack 25



41766  
1-1/4" Dia.  
Satin Nickel  
Pack 25



41737  
1-1/4" Dia.  
Satin Nickel  
Pack 12



41649R1  
1-1/8" Dia.  
Satin Nickel  
Pack 12



41542R1  
1-1/4" Dia.  
Satin Nickel  
Pack 25



41840  
1-1/4" Dia.  
Satin Nickel  
Pack 12



41685  
1-3/8" Dia.  
Satin Nickel  
Pack 25

**SATIN NICKEL**



41652  
1-1/2" Dia.  
Satin Nickel  
Pack 25



41851  
1-1/4" Dia.  
Satin Nickel  
Pack 25



41459  
1-1/4" Dia.  
(Hollow)  
Satin Nickel  
Pack 25



41793  
1-1/4" Dia.  
(Hollow)  
Satin Nickel  
Pack 25



41841  
1-1/2" Dia.  
(HOLLOW BACK)  
Satin Nickel  
Pack 25



41929  
1-1/4" Dia.  
Satin Nickel  
Pack 25



41529  
1-3/16" Dia.  
Satin Nickel  
Pack 25



41845  
1-1/8" Dia.  
Satin Nickel  
Pack 25



**NEW** 42000  
1-1/4" DIA.  
SATIN NICKEL  
PACK 25



**NEW** 42002  
1-1/4" DIA.  
(HOLLOW BACK)  
SATIN NICKEL  
PACK 25



**NEW** 42004  
1-1/4" DIA.  
SATIN NICKEL  
PACK 25



**NEW** 42006  
1-1/4" DIA.  
SATIN NICKEL  
PACK 25



**NEW** 42008  
1-1/4" DIA.  
SATIN NICKEL  
PACK 25



59219R1  
3" C.C.  
Satin Nickel  
Pack 10

## SATIN NICKEL




**NEW** 42013  
3-3/4" C.C.  
SATIN NICKEL  
PACK 25

40871  
3" C.C.  
SATIN NICKEL  
PACK 25



**NEW** 42015  
5" C.C.  
SATIN NICKEL  
PACK 25

40821  
3" C.C.  
SATIN NICKEL  
PACK 25



59729  
3" C.C.  
Satin Nickel  
Pack 25



59967  
3" C.C.  
Satin Nickel  
Pack 25



59883  
3" C.C.  
Satin Nickel  
Pack 12



59587R1 3" C.C. Pack 25  
59575R1 3-1/2" C.C. Pack 25



59613R1 3" C.C. Pack 25  
59615R1 3-1/2" C.C. Pack 25  
59501 4" C.C. Pack 25



59657  
3" C.C.  
Satin Nickel  
Pack 25




59648  
3" C.C.  
Satin Nickel  
Pack 25



59147  
3" C.C.  
Satin Nickel  
Pack 25



59600  
3" C.C.  
Satin Nickel  
Pack 25



59884  
3-3/4" C.C.  
Satin Nickel  
Pack 12

**SATIN NICKEL *continued***



59599R1  
3" C.C.  
Satin Nickel  
Pack 25



**NEW** 42011  
3-3/4" C.C.  
SATIN NICKEL  
PACK 25



**NEW** 42009  
3-3/4" C.C.  
SATIN NICKEL  
PACK 25

40870  
3" C.C.  
SATIN NICKEL  
PACK 25



59874  
2" C.C.  
Satin Nickel  
Pack 25



59991	3" C.C. / Overall 5-3/8"	Pack 12
40862	3-3/4" C.C. / Overall 5-3/4"	Pack 12
59875	3-3/4" C.C. / Overall 7"	Pack 12
59876	7" C.C. / Overall 10"	Pack 12
59877	9-3/4" C.C. / Overall 13"	Pack 12
59878	15-1/4" C.C. / Overall 18-1/4"	Pack 10
59879	17-5/8" C.C. / Overall 20-3/4"	Pack 10

**STAINLESS STEEL**



**SOLID BAR**

59990	3" C.C. OL 5-3/4"	Pack 12
59880	3-3/4" C.C. OL 6-1/4"	Pack 12
59881	7" C.C. OL 10"	Pack 12
59882	9-3/4" C.C. OL 13"	Pack 12
59983	15-1/4" C.C. 18-1/4"	Pack 10
59984	17-5/8" C.C. OL 20-3/4"	Pack 10
59985	23-1/4" C.C. OL 25-3/34	Pack 10

**HOLLOW SST BAR**

40864	3" C.C. / Overall 5" OL	Pack 12
40865	3-3/4" C.C. / Overall 6-1/8" OL	Pack 12

## POLISHED BRASS



41579  
1-1/4" DIA.  
POLISHED BRASS  
PACK 25



41365  
1-1/4" DIA.  
POLISHED BRASS  
PACK 25



41535  
1-1/4" DIA.  
POLISHED BRASS  
PACK 25



41519  
1" DIA.  
POLISHED BRASS  
PACK 50



41520  
1-1/4" DIA.  
POLISHED BRASS  
PACK 25



41522  
1" DIA.  
POLISHED BRASS  
PACK 25



41521  
1-1/4" DIA.  
POLISHED BRASS  
PACK 25



41550R1  
1-1/4" DIA.  
POLISHED BRASS  
PACK 25



41510R1  
1-1/4" DIA.  
POLISHED BRASS  
PACK 25



41600  
1-3/8" DIA.  
POLISHED BRASS  
PACK 50



97484  
1-7/8" DIA.  
POLISHED BRASS  
PACK 50



96844  
1" DIA.  
POLISHED BRASS  
PACK 50



41605  
1-3/4" DIA.  
POLISHED BRASS  
PACK 50

**POLISHED BRASS** *continued*



41433  
1-1/4" DIA.  
POLISHED BRASS/ WHITE  
PORCELAIN  
PACK 25



41434  
1-1/4" DIA.  
POLISHED BRASS/ ALMOND  
PORCELAIN  
PACK 25



41514  
1-1/4" DIA.  
POLISHED BRASS/ WHITE  
PLASTIC  
PACK 25



41615  
1-1/4" DIA.  
POLISHED BRASS/ WHITE  
PLASTIC  
PACK 25



41617  
1-1/4" DIA.  
POLISHED BRASS/ OAK  
PACK 25



41497  
1-1/4" DIA.  
POLISHED BRASS/CLEAR  
PACK 25



57600  
2-3/4" DIA. BACKED  
POLISHED BRASS  
PACK 50



59543 3-1/2" C.C. Pack 25



59541  
3" C.C.  
POLISHED BRASS  
PACK 25



59100R1 3" C.C. Pack 25  
59105R1 3-1/2" C.C. Pack 25  
59110R1 4" C.C. Pack 25



59614  
3" C.C.  
POLISHED BRASS  
PACK 25



59551  
3" C.C.  
POLISHED BRASS  
PACK 25

## POLISHED BRASS *continued*



59145  
3" C.C.  
POLISHED BRASS  
PACK 25



59517  
3" C.C.  
POLISHED BRASS/ OAK  
PACK 25



59604  
3" C.C.  
POLISHED BRASS/ OAK  
PACK 25



59636  
3" C.C.  
POLISHED BRASS/ WHITE  
PORCELAIN  
PACK 25



59522  
3" C.C.  
POLISHED BRASS/ WHITE  
PLASTIC  
PACK 25



59602  
3" C.C.  
POLISHED BRASS/ WHITE  
PLASTIC  
PACK 25

## OIL RUBBED BRONZE



**NEW** 42001  
1-1/4" DIA.  
OIL RUBBED BRONZE  
PACK 25



**NEW** 42003  
1-1/4" DIA.  
HOLLOW BACK  
OIL RUBBED BRONZE  
PACK 25



**NEW** 42005  
1-1/4" DIA.  
OIL RUBBED BRONZE  
PACK 25



**NEW** 42007  
1-1/4" DIA.  
OIL RUBBED BRONZE  
PACK 25



**NEW** 42010  
3-3/4" DIA.  
OIL RUBBED BRONZE  
PACK 25



**NEW** 42012  
3-3/4" DIA.  
OIL RUBBED BRONZE  
PACK 25



**NEW** 42014  
3-3/4" DIA.  
OIL RUBBED BRONZE  
PACK 25

**DARK OIL RUBBED BRONZE**



41774R1  
1-1/4" DIA.  
ORB (DARK)  
PACK 25



41798  
1-1/4" DIA.  
ORB (DARK)  
PACK 25



41911  
1-1/4" DIA.  
ORB (DARK)  
PACK 25



59244R1  
3" C.C.  
ORB (DARK)  
PACK 10



59925  
5" C.C.  
ORB (DARK)  
PACK 12



59969  
3" C.C.  
ORB (DARK)  
PACK 25



59626R1  
3" C.C.  
ORB (DARK)  
PACK 25



59937  
3" C.C.  
ORB (MEDIUM)  
PACK 25

**ANTIQUE BRASS**



41708  
1-5/16" DIA.  
ANTIQUE BRASS  
PACK 25



41657  
1-1/4" DIA.  
ANTIQUE BRASS  
PACK 25



41655  
1-3/8" DIA.  
ANTIQUE BRASS  
PACK 25

## ANTIQUE BRASS *continued*



41611  
1" DIA.  
ANTIQUE BRASS  
PACK 25



41620  
1-3/16" DIA.  
ANTIQUE BRASS  
PACK 25




41622  
1-7/16" DIA.  
ANTIQUE BRASS  
PACK 25



41658  
1-1/8" DIA.  
ANTIQUE BRASS  
PACK 50



41660  
1-1/4" DIA.  
ANTIQUE BRASS  
PACK 25



95878  
3" DIA. BACKER  
ANTIQUE BRASS  
PACK 100



41610  
1-1/2" DIA.  
ANTIQUE BRASS  
PACK 25



41628  
1-1/4" DIA.  
ANTIQUE BRASS/CLEAR  
PACK 25



41873  
1-1/4" DIA.  
ANTIQUE BRASS/ OAK  
PACK 25



59708  
3" C.C.  
ANTIQUE BRASS  
PACK 25



59537  
3" C.C.  
ANTIQUE BRASS  
PACK 25



59519  
3" C.C.  
ANTIQUE BRASS/ OAK  
PACK 25

**ANTIQUe BRASS** *continued*



59227  
3" C.C.  
ANTIQUe BRASS  
PACK 25



59568  
3" C.C.  
ANTIQUe BRASS  
PACK 25



59212  
3" C.C.  
ANTIQUe BRASS  
PACK 25



59527  
3" C.C.  
ANTIQUe BRASS  
PACK 25



59542  
3" C.C.  
ANTIQUe BRASS  
PACK 25



59621  
3" C.C.  
ANTIQUe BRASS  
PACK 25



59525  
3" C.C.  
ANTIQUe BRASS  
PACK 25



59565  
3" C.C.  
ANTIQUe BRASS  
PACK 25



59524  
3" C.C.  
ANTIQUe BRASS  
PACK 25



59155  
3" C.C.  
ANTIQUe BRASS  
PACK 25


## BRUSHED NICKEL



41639  
1-1/8" Dia.  
Brushed Nickel  
Pack 25



59232  
3" C.C.  
Brushed Nickel  
Pack 25



59229  
3" C.C.  
Brushed Nickel  
Pack 25



59456  
3" C.C.  
Brushed Nickel  
Pack 25



59464  
3" C.C.  
Brushed Nickel  
Pack 25



59759  
3-3/4" C.C.  
Brushed Nickel  
Pack 25



59760  
5" C.C.  
Brushed Nickel  
Pack 25

## BRUSHED CHROME



41905R1  
1-1/4" Dia.  
BRUSHED CHROME  
PACK 25

## ALUMINUM



59693	3" C.C.	ALUMINUM	PACK 25
59692	3-1/2" C.C.	ALUMINUM	PACK 25
97100	4" C.C.	ALUMINUM	PACK 25

**SATIN CHROME**



41765  
1-1/4" DIA.  
SATIN CHROME  
PACK 25



41778R1  
1-1/4" DIA.  
SATIN CHROME  
PACK 25



41665  
2" DIA.  
SATIN CHROME  
PACK 25



41666  
2-3/4" DIA.  
SATIN CHROME  
PACK 25



59135R1 3-1/2" C.C. Pack 25  
59140R1 4" C.C. Pack 25

**POLISHED CHROME**



41570R1  
1-1/4" DIA.  
POLISHED CHROME  
PACK 25



41553R1  
1-1/4" DIA.  
POLISHED CHROME  
PACK 12



41443  
1-1/4" DIA.  
POLISHED CHROME/ WHITE PORCELAIN  
PACK 25



41523  
1" DIA.  
POLISHED CHROME  
PACK 50



41616  
1-1/4" DIA.  
POLISHED CHROME/ WHITE  
PLASTIC  
PACK 25



41513  
1-1/4" DIA.  
POLISHED CHROME/ WHITE  
PLASTIC  
PACK 25

## POLISHED CHROME *continued*



41607  
1-1/4" DIA.  
POLISHED CHROME  
PACK 25



41669 1-3/8" DIA. Pack 25  
96842 1-7/8" DIA. Pack 50



96843  
1-1/2" DIA.  
POLISHED CHROME  
PACK 50



41598  
1-1/4" DIA.  
POLISHED CHROME  
PACK 25



57603  
2-3/4" DIA. BACKER  
POLISHED CHROME  
PACK 200



59533R1  
3" C.C.  
POLISHED CHROME  
PACK 25



59596  
3" C.C.  
POLISHED CHROME  
PACK 25



59970  
3" C.C.  
POLISHED CHROME  
PACK 25



59115R1 3" C.C. Pack 25  
59125R1 4" C.C. Pack 25



59523  
3" C.C.  
POLISHED CHROME/ WHITE PLASTIC  
PACK 25



59553  
3" C.C.  
POLISHED CHROME  
PACK 25



59558  
3" C.C.  
POLISHED CHROME  
PACK 25



59150  
3" C.C.  
POLISHED CHROME  
PACK 25

**ANTIQUÉ STEEL**



41532  
1-1/8" DIA.  
ANTIQUÉ STEEL  
PACK 25



41709  
1-5/16" DIA.  
ANTIQUÉ STEEL  
PACK 25



59213  
3" C.C.  
ANTIQUÉ STEEL  
PACK 25

**BLACK**



41640  
1" DIA.  
MATT BLACK  
PACK 50



41643  
1-1/8" DIA.  
MATT BLACK  
PACK 25



41536  
1-1/8" DIA.  
BLACK  
PACK 25



59412  
3" C.C.  
MATT BLACK  
PACK 25



59413  
3" C.C.  
MATT BLACK  
PACK 25



59225  
3" C.C.  
BLACK  
PACK 25



59221  
3-1/4" C.C.  
BLACK  
PACK 25

**BLACK NICKEL**



41591  
1-1/8" DIA.  
BLACK NICKEL  
PACK 25



59188 3" C.C. Pack 25  
59192 4" C.C. Pack 25

## EUROPEAN BRONZE



41850  
1-1/4" DIA.  
ORB  
PACK 25



59476  
1-1/4" DIA.  
EUROPEAN BRONZE  
PACK 25



59509R1 3-1/2" C.C. Pack 25



59948  
3" C.C.  
EUROPEAN BRONZE  
PACK 25



59971  
3" C.C.  
EUROPEAN BRONZE  
PACK 25



59924  
5" C.C.  
EUROPEAN BRONZE  
PACK 12

## RUST



41724R1  
1-1/4" DIA.  
RUST  
PACK 12



41612  
1-1/2" DIA.  
RUST  
PACK 25



59946  
3" C.C.  
RUST  
PACK 25

## POLISHED COPPER



41752  
1-1/4" DIA.  
POLISHED ANTIQUE COPPER  
PACK 25

## ANTIQUÉ COPPER




41656  
1-3/8" DIA.  
ANTIQUÉ COPPER  
PACK 25



41869  
3" C.C.  
ANTIQUÉ COPPER  
PACK 25

**UNFINISHED WOOD**



41445  
1-1/4" DIA.  
UNFINISHED BEECH  
PACK 25



41442  
1-1/2" DIA.  
UNFINISHED BEECH  
PACK 25



41446  
1-1/2" DIA.  
UNFINISHED BEECH  
PACK 25



41447  
1-3/4" DIA.  
UNFINISHED BEECH  
PACK 25



41448  
2" DIA.  
UNFINISHED BEECH  
PACK 25



41461  
1-1/4" DIA.  
UNFINISHED BEECH  
PACK 25



41458  
1-1/2" DIA.  
UNFINISHED BEECH  
PACK 25



41457  
1-1/4" DIA.  
UNFINISHED BEECH  
PACK 25




59651  
3" C.C.  
UNFINISHED OAK  
PACK 25



59654  
3-3/4" C.C.  
UNFINISHED OAK  
PACK 25


## RESIN



41747  
1-1/4" LENGTH  
FOOTBALL  
PACK 25



41745  
1-1/4" DIA.  
BASEBALL  
PACK 25



41748  
1-1/4" DIA.  
BASKETBALL  
PACK 25



41749  
1-1/4" DIA.  
SUNFLOWER  
PACK 25



41744  
1-1/4" DIA.  
ROSE  
PACK 25

## PORCELAIN



41378  
1-1/4" DIA.  
WHITE PORCELAIN  
PACK 25



41627  
1-1/2" DIA.  
WHITE PORCELAIN  
PACK 25



41425  
1-1/4" DIA.  
WHITE PORCELAIN  
PACK 25



41435  
1-1/4" DIA.  
WHITE PORCELAIN  
PACK 25



41377  
1-1/4" DIA.  
WHITE PORCELAIN  
PACK 25



41376  
1-1/2" DIA.  
WHITE PORCELAIN  
PACK 25



41427  
1-1/2" DIA.  
BLACK PORCELAIN  
PACK 25

**CERAMIC**



41633  
1" DIA.  
WHITE CERAMIC  
PACK 25



41634  
1-1/4" DIA.  
WHITE CERAMIC  
PACK 25



41635  
1-1/2" DIA.  
WHITE CERAMIC  
PACK 25



41619  
1-3/8" DIA.  
WHITE CERAMIC  
PACK 25

**PLASTIC**



41671  
1-1/4" DIA.  
WHITE PLASTIC  
PACK 25



41673  
1-1/2" DIA.  
WHITE PLASTIC  
PACK 25



59196 3" C.C. Pack 25  
59485 4" C.C. Pack 50

**STEEL**



41835R1  
1-1/4" DIA.  
HOLLOW STEEL  
PACK 25

## VALUE PACK

Clamshell value pack in traditional mushroom style knob and 3" center to center pull. Both available in Satin Nickel, Oil Rubbed Bronze (Med.) and Polished Chrome finishes, 10 pieces per pack



CODE	DESCRIPTION	SIZE	FINISH	PACKAGE	PACK
59160	Knob	1-1/4" Dia.	Satin Nickel	Clamshell	5
59161	Knob	1-1/4" Dia.	Oil Rubbed Bronze (Medium)	Clamshell	5
59156	Pull	3" C.C.	Satin Nickel	Clamshell	5
59158	Pull	3" C.C.	Oil Rubbed Bronze (Medium)	Clamshell	5

## WRAP HINGES

### Partial Wrap



CODE	FINISH	PACK
34922	Antique Brass	25
34923	Brass Plated	25
34956	Satin Nickel	25

Polybagged in Pairs with Screws

### Full Wrap



CODE	FINISH	PACK
34924	Antique Brass	25

Polybagged in Pairs with Screws

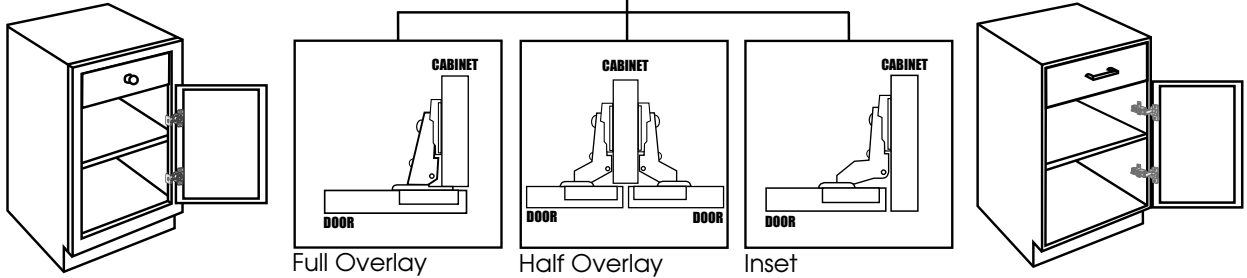
## CONCEALED HINGES



Face Framed Cabinet

Select Hinge by the Door Position

Frameless Cabinet




CODE	DESCRIPTION	CABINET TYPE	OPENING	CC	PACKAGE	PACK
34840	Soft Close - Full Overlay	Frameless	100°	1-7/8" CC	2/Poly	10
34841	Soft Close - Half Overlay	Frameless	100°	1-7/8" CC	2/Poly	10
34842	Soft Close - Inset	Frameless	100°	1-7/8" CC	2/Poly	10
34866	FULL OVERLAY	Frameless	110°	1-3/4" CC	2/Poly	20
34868	HALF OVERLAY	Framed	120°	1-3/4" CC	2/Poly	20
34885	INSET	Frameless	105°	1-3/4" CC	2/Poly	10
34890	HALF OVERLAY	Frameless	105°	1-3/4" CC	2/Poly	10
34895	FULL OVERLAY	Frameless	105°	1-3/4" CC	2/Poly	10
34865	INSET	Frameless	165°	1-3/4" CC	1/Poly	10
34850	HALF OVERLAY	Framed	105°	1-3/4" CC	2/Poly	10
34867	FULL OVERLAY	Framed	100°	1-3/4" CC	2/Poly	20
34870	INSET	Frameless	105°	2" CC	2/Poly	10
34875	HALF OVERLAY	Frameless	105°	2" CC	2/Poly	10
34880	FULL OVERLAY	Frameless	105°	2" CC	2/Poly	10

## H HINGES



CODE	TYPE	SIZE	FINISH	PACK
35080	Flush	3-1/2" Length	Black	25
35082	Flush	3-1/2" Length	Antique Brass	25
35084	Offset	3-1/2" Length	Black	25
35085	Offset	3-1/2" Length	Antique Copper	25
35086	Offset	3-1/2" Length	Antique Brass	25


Polybagged in Pairs



\*\*The following registered trade name or trade mark is not owned, associated with or connected in any way with Ultra Hardware Products LLC and is used herein for illustrative purposes only


## SELF-CLOSING HINGES

### Flush Type Hinges – 1.625" w



CODE	FINISH	PACK
<b>FLUSH TYPE HINGES</b>		
34900R1	Antique Brass	25
34901R1	Oil Rubbed Bronze	25
34902R1	Antique Copper	25
34904R1	Satin Nickel	25
34910R1	Polished Brass	25
34920R1	Chrome Plated	25
34912R1	White	25
Polybagged in Pairs with Screws		

### 3/8" Inset Hinges – 1.5" w



CODE	FINISH	PACK
<b>INSET HINGES</b>		
34905R1	Antique Brass	25
34906R1	Satin Nickel	25
34908R1	Oil Rubbed Bronze	25
34911R1	Antique Copper	25
34915R1	Polished Brass	25
34918R1	White	25
34921R1	Chrome Plated	25
Polybagged in Pairs with Screws		

**ORNAMENTAL HINGE**




CODE	SIZE	FINISH	PACK
60854	2-3/8" x 2-3/16"	Brass Plated	10
Carded in Pairs with Screws			

**ROLLER CATCHES**

**Single Roller Catches**



CODE	SIZE	STRIKE	WHEEL	FINISH	PACK
13525	1-3/8" x 1-7/8"	1-5/8" x 7/8"	5/8" x 5/8"	Brass Plated	12
13550	1" x 1-3/8"	1-3/8" x 5/8"	3/8" x 3/8"	Zinc Plated	100
Polybagged with Screws					



CODE	FINISH	PACK
96211	Zinc Plated	25
Polybagged with Screws		

**DOUBLE ROLLER CATCHES**



CODE	FINISH	PACK
13505	Zinc Plated	100
13510	Antique Copper	100
13515	Polished Brass	100
Polybagged with Screws		

CODE	FINISH	PACK
60897	Zinc Plated	10
Carded with Screws		

\*\*The following registered trade name or trade mark is not owned, associated with or connected in any way with Ultra Hardware Products LLC and is used herein for illustrative purposes only

## MAGNETIC CATCHES

### Magnetic Catch with Strikes

- 2" x 1"



CODE	TYPE	CASE	SIZE	PACK
60895	Single	Brown Plastic	2" x 1"	10
Carded with Screws				
13492	Single	Brown Plastic	2" x 1"	25
13496	Single	Aluminum	2" x 1"	20



CODE	TYPE	CASE	SIZE	PACK
13497	Single	Aluminum	2-1/4" x 1"	20
13498	Double	Aluminum	2-1/4" x 1"	20
Polybagged with Screws				

### Heavy Duty — Magnetic Catches

- 2-3/8" x 5/8"



CODE	SIZE	FINISH	PACK
13503	2-3/8" x 5/8"	White	50
13504	2-3/8" x 5/8"	Brown	50
Polybagged with Screws			

### Plastic — Magnetic Catches




CODE	SIZE	FINISH	PACK
13500	1-3/4" x 1/2"	Brown	50
13502	1-3/4" x 1/2"	White	50
Polybagged with Screws			

### Metal Oversized — Magnetic Catch



CODE	SIZE	PACK
96200	3"	25
Polybagged with Screws		

### Plastic Oversized — Magnetic Catch




CODE	SIZE	PACK
13494	2-3/8" x 3/8"	25
Polybagged with Screws		

\*\*The following registered trade name or trade mark is not owned, associated with or connected in any way with Ultra Hardware Products LLC and is used herein for illustrative purposes only

**MAGNETIC CATCHES** *continued*

**Mini Touch Latch**



CODE	TYPE	FINISH	PACK
<b>SINGLE</b>			
13600	Round	White	50
13615	Square	Black	50
<b>DOUBLE</b>			
13620	Round	White	50

Polybagged with Screws

**MAGNETIC LATCHES**

**Touch Latches**



CODE	FINISH	PACK
96874	Brown	50
96875	White	50

Polybagged with Screws

**Mini Touch Latch**



CODE	FINISH	PACK
96880	Brass Plated	50
96881	Nickel Plated	50

Polybagged with Screws

**LATCHES**


**Bar Latch**



CODE	SIZE	FINISH	PACK
60899	2-1/2"	Brass Plated	10

Carded with Screws

**Spring Bolt Latch**



CODE	FINISH	PACK
41952	Brass Plated	12

Carded with Screws

**Spring Bolt Latch**



CODE	FINISH	PACK
41950	Nickel Plated	12
60893	Brass Plated	5

Carded with Screws

\*\*The following registered trade name or trade mark is not owned, associated with or connected in any way with Ultra Hardware Products LLC and is used herein for illustrative purposes only

## CABINET & DRAWER LOCKS



CODE	FINISH	KEYED	PACK
44819	Brass Plated	Alike	12
Polybagged with Screws			



CODE	FINISH	PACK
44830	Brass Plated	12
Carded with Screws		



CODE	FINISH	KEYED	PACK
44825	Brass Plated	Alike	12
Carded with Screws			
44823	Chrome Plated	Alike	12
44824	Chrome Plated	Different	12
Boxed with Screws			


## DRAWER SLIDES & SOCKETS

### Bottom Mounted – Self Closing



CODE	SIZE	FINISH	PACK
66095	14"	White	25
66100	16"	White	25
66105	18"	White	25
66110	20"	White	25
66115	22"	White	25
Bulk Packed in Pairs with Screws			

### Side Mounted



CODE	SIZE	FINISH	PACK
66050R1	16"	Zinc Plated	10
66055R1	18"	Zinc Plated	10
66060R1	20"	Zinc Plated	10
66065R1	22"	Zinc Plated	10
Bulk Packed in Pairs without Screws			

### Rear Mounting Sockets



CODE	FINISH	PACK
69020	White Plastic	25
Polybagged in Pairs without Screws		

\*\*The following registered trade name or trade mark is not owned, associated with or connected in any way with Ultra Hardware Products LLC and is used herein for illustrative purposes only

## BALL CATCH

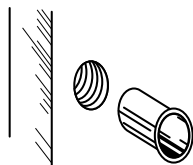


**SOLID BRASS**

Solid brass  
One pair of  
spring-loaded ball  
bearings  
Adjustable tension

CODE	SIZE	FINISH	PACKAGE	PACK
13530	1-5/8"	Brass	Polybag w/Screws	100/1200
13535	2"	Brass	Polybag w/Screws	50/800
13540	2-1/4"	Brass	Polybag w/Screws	100/600
13545	2-3/4"	Brass	Polybag w/Screws	100/400
96166	1-3/4"	Brass	Bulk w/o Screws	12/1200
97482	2-3/8"	Brass	Bulk w/o Screws	12/360
97483	1-3/4"	Nickel	Bulk w/o Screws	12/1200
96167	2"	Nickel	Bulk w/o Screws	12/600
96170	2-3/4"	Nickel	Bulk w/o Screws	12/300

## GROMMETS



CODE	SIZE	FINISH	PACKAGE	PACK
96419	1/4"	Nickel	Bulk	1000/30,000

## SHELF REST SUPPORTS



Steel shelf supports  
Push type

CODE	PIN SIZE	FINISH	PACKAGE	PACK
97218	1/4"	Brass	Bulk	1000/4000
97219	1/4"	Nickel	Bulk	1000/4000

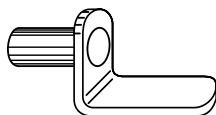
## FLUSH RING PULLS



Fits all standard  
3/16" drilled holes  
Push type

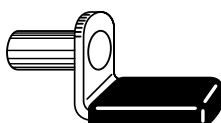
CODE	PIN SIZE	PACKAGE	PACK
75580	8mm x 4.92mm	100/Polybag	10/50

## CHEST HANDLE



Push type

CODE	PIN SIZE	FINISH	PACKAGE	PACK
97224	1/4"	Zinc	Box	144/2880
97234	1/4"	Brass	Bulk	1000/3000
97235	1/4"	Zinc	Bulk	1000/3000



Brown vinyl covered  
Push type

CODE	PIN SIZE	FINISH	PACKAGE	PACK
97246	1/4" x .245"	Brass	Bulk	1000/4000

## COAT & HAT HOOKS



Light duty  
Zinc  
3" Projection  
Furnished w/screws

CODE	FINISH	PACKAGE	PACK
37000	Brass/US3	Polybag w/UPC	50/1000
37009	Satin Nickel/US15	Polybag w/UPC	50/1000
37013	Oil Rubbed Bronze/US10B	Polybag w/UPC	50/100
37002	Nickel	Polybag w/UPC	5/200
37016	Satin Nickel	2/Card	5/50



Light duty; Zinc  
3" Projection  
Furnished w/screws

CODE	FINISH	PACKAGE	PACK
37055	Brass/US3	Polybag w/UPC	60/360
37056	Brass/US3	Polybag w/UPC	50/360
37057	Chrome/US26	Polybag w/UPC	50/300



Heavy duty  
Zinc  
Projection: 37007 - 3-3/4";  
Furnished w/screws

CODE	SIZE	FINISH	PACKAGE	PACK
37101	4-1/2" OD	Brass/US3	1/Card	5/50
37093	4-1/2" OD	Satin Nickel/US15	1/Card	5/50
37102	4-1/2" OD	White	1/Card	5/50



Heavy duty  
Zinc  
3-1/4" Projection  
1-1/4" by 2" Base  
Furnished w/screws

CODE	FINISH	PACKAGE	PACK
37008	Brass/US3	Polybag	30/300



Heavy duty  
Zinc  
2-7/8" Projection  
Furnished w/screws

CODE	FINISH	PACKAGE	PACK
61007	Brass/US3	2/Card	5/50
61008	Antique Brass/US5	2/Card	5/50
37006	Brass/US3	Polybag w/UPC	25/300
38056	Chrome/US26	Polybag w/UPC	20/300

**COAT & HAT HOOK *continued***



CODE	FINISH	PACKAGE	PACK
DH102	Satin Nickel	Carded	4/48

**WARDROBE HOOKS**

1-1/4" Projection  
2-1/4" Wide  
Furnished w/screws




CODE	MATERIAL	FINISH	PACKAGE	INNER
37113	Zinc	Brass/US3	2/Card	5/100
37119	Zinc	ORB/US10B	2/Card	5/100
37118	Zinc	Satin Nickel/ US15	2/Card	5/100
37114	Zinc	Nickel	2/Card	5/100
37115	Zinc	White	2/Card	5/100
37066	Zinc	Brass/US3	Polybag w/UPC	60/600
37068	Zinc	Satin Nickel/ US15	Polybag w/UPC	60/600
37067	Zinc	Chrome/US26	Polybag w/UPC	60/600



1-1/2" Projection  
1-1/2" Wide  
Furnished w/screws

CODE	MATERIAL	FINISH	PACKAGE	PACK
MH37106	Zinc	Brass/US3	2/Card	5/200
37100	Zinc	Oil Rubbed Bronze/US10B	2/Card	5/200
37099	Zinc	Satin Nickel/US15	2/Card	5/200
MH37108	Zinc	White	2/Card	5/200
37004	Zinc	Brass/US3	Polybag w/UPC	25/800

**MULTI-HOOK WALL MOUNTS**



CODE	HOOK FINISH	WOOD FINISH	PACKAGE	PACK
37072	Brass/US3	Oak	Card	3/30
37073	Chrome/US26	Natural Maple	Card	3/30
37071	Satin Nickel/US15	White Board	Card	3/30


Heavy duty zinc hooks  
10" Overall length wood board  
3-3/4" Projection  
4-1/2" Overall hook length  
Furnished w/screws



CODE	HOOK FINISH	WOOD FINISH	PACKAGE	PACK
37075	Brass/US3	Oak	Card	3/30
37076	Chrome/US26	Natural Maple	Card	3/30
37074	Satin Nickel/US15	White Board	Card	3/30

Zinc hooks  
16" Overall length wood board  
1-1/2" Projection  
2-7/8" Overall hook length  
Furnished w/screws

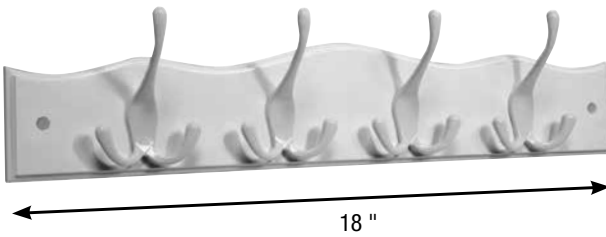
## KEY AND GADGET HOLDER



CODE	FINISH	SIZE	PACKAGE	PACK
DR504	White / Black	8.6"	Box	4/40

8.6 Inches Long  
 White and Black Finish  
 Box Contains: 2 White and 2 Black per inner

## DECORATIVE HOOK & RAIL



CODE	FINISH	SIZE	PACKAGE	PACK
DR604	White / Black	18"	Box	4/40

18 Inches Long  
 White and Black Finish  
 Box Contains: 2 White and 2 Black per inner

## CARDED HARDWARE

- Drop forged construction
- Easily attached without tools
- For repair of low carbon chain and for attached fittings
- Tri-lingual packaging
- Zinc plated finish



Item #	Description	Pack
083211	Swivel Eye & Eye Znc 1/4	10
084211	Hook Clevis Grab G43 Znc 1/4	10
085211	Hook Clevis Slip G43 Znc 1/4	10
086211	Hook Eye Grab G43 Znc 1/4	10
087211	Hook Eye Slip G43 Znc 1/4	10
093121	Quick Link Znc 1/8	10
093161	Quick Link Znc 3/16	10
093211	Quick Link Znc 1/4	10
093251	Quick Link Znc 5/16	10

## CARDED CLIP & THIMBLE

- Easily attached without tools
- For repair of low carbon chain and for attached fittings
- Tri-lingual packaging
- Zinc plated finish



Item #	Description	Pack
143121	Clip & Thimble Znc 1/8 3&1/Cd	10
143161	Clip & Thimble Znc 3/16 3&1/Cd	10
143211	Clip & Thimble Znc 1/4 3&1/Cd	10

## CARDED SNAPS

- Easily attached without tools
- For repair of low carbon chain and for attached fittings
- Tri-lingual packaging
- Zinc plated & bronze finish



Item #	Description	Pack
243231	Spring Link Alum Asst 2/Cd	10
243241	Camo Alum Spring Snap 2/Cd	10
245211	2450 Spring Snap Link Znc 1/4	10
245251	2450 Spring Snap Link Znc 5/16	10
245291	2450 Spring Snap Link Znc 3/8	10
245341	2450 Spring Snap Link Znc 7/16	10
245371	2450 Spring Snap Link Znc 1/2	10
2044541	3142M Tie Snap Sre Znc 7/8	10
2105621	162Z Bolt Snap Ni Dbl Ended	10
2105631	163Z Bolt Snap Ni Dbl Ended	10
2111441	225Z Bolt Snap Sre Ni 5/8	10
2111501	225Z Bolt Snap Sre Ni 3/4	10
2116501	251Z Quick Snap Sre Ni 3/4	10
2146441	5013Z Trigger Snap Sre Ni 5/8	10
2149291	5025Z Bolt Snap Sre Ni 3/8 2/Cd	10
2149371	5025Z Bolt Snap Sre Ni 1/2 2/Cd	10
2211611	225B Bolt Snap Sre Bz 1.1/4	10
2800261	Ring Welded Znc 2-2	10
3171501	Pulley Ss Rigid Eye 3/4 1/Cd	10

**PRE-CUT CHAIN IN BAGS**

- Pre-cut for convenience
- Electro galvanized finish



Item #	Description	Pack
A01160	G30 Proof Coil 3/16 X 10 Poly Bag	15
A01161	G30 Proof Coil 3/16 X 20 Poly Bag	8
A01210	G30 Proof Coil 1/4 X 10 Poly Bag	8
A01211	G30 Proof Coil 1/4 X 20 Poly Bag	4

**PRE-CUT BAGGED LOG CHAIN**

- Pre-cut for convenience
- Grab hook at one end and a slip hook at the other
- Self-color finish



Item #	Description	Pack
A05292	G43 Log Chain 3/8 X 14 Poly Bag	3

**DOG TIE-OUTS**

- Clam shell packaging
- Swivel snaps at each end
- Electro galvanized finish



Item #	Description	Pack
A20221	Tie Out DI 2/0X15 Medium Dogcc	5
A20321	Tie Out Coil Str 2/0X15 Large Dog	5

**PRE-CUT CHAIN**

- Pre-cut for convenience
- Clam shell packaging



Item #	Description	Pack
A10822	Coil Straight Yel 2/0 X 20	5
A10901	Coil Straight #2X10 Znc Clamshell	5
A10911	Coil Straight #4X10 Znc Clamshell	10
A11912	Coil Tw 1/0 X 20	5
A12922	Passing Link 2/0 X 20	5
A15882	Double Loop #3X20 Znc Clamshell	5
A15922	Double Loop 2/0 X 20	5
A17752	Jack Sng Steel #16X20 Znc Clamshell	10
A19211	Decorator Chain Black #10 X 10	5
A19311	Decorator Chain White #10 X 10	5

**PRE-CUT CABLE**

- Pre-cut for convenience
- Clam shell packaging
- Flexible
- Good abrasion resistance
- Galvanized finish



Item #	Description	Pack
A40124	Cable Galv 7X7 1/8 X 50	5
A41134	Cable Galv Vc 7X7 1/8 - 3/16 X 50	5
A41212	Cable Galv 7X19 1/4 X 20	5
A45172	Cable Galv Vc 7X19 3/16 - 1/4 X 20	5

**80 SERIES STANDARD WH**

- Holds up to 320 lbs. per pair
- Dimensions: 5/8" wide x 13/32" deep x selected length
- 16-gauge steel construction
- Single slot design
- Regular-Duty system
- 1" vertical slot adjustability



Item #	Description	Pack
80WH24	Single Track Standard 24 White	10
80WH36	Single Track Standard 36 White	10
80WH48	Single Track Standard 48 White	10
80WH72	Single Track Standard 72 White	10

**180 SERIES BRACKET WH**

- Holds up to 320 lbs. per pair
- 14-gauge steel construction: 4"-12" brackets
- 16-gauge steel construction: 14"-20" brackets
- Single slot design
- Regular-Duty system
- 1" vertical slot adjustability



Item #	Description	Pack
180WH8	Single Track Bracket 8 White	10
180WH10	Single Track Bracket 10 White	10
180WH12	Single Track Bracket 12 White	10

**80 SERIES STANDARD ANO**

- Holds up to 320 lbs. per pair
- Dimensions: 5/8" wide x 13/32" deep x selected length
- 16-gauge steel construction
- Single slot design
- Regular-Duty system
- 1" vertical slot adjustability



Item #	Description	Pack
80AN024	Single Track Standard 24 Anach	10
80AN036	Single Track Standard 36 Anach	10
80AN048	Single Track Standard 48 Anach	10
80AN072	Single Track Standard 72 Anach	10

**180 SERIES BRACKET ANO**

- Holds up to 320 lbs. per pair
- 14-gauge steel construction: 4"-12" brackets
- 16-gauge steel construction: 14"-20" brackets
- Single slot design
- Regular-Duty system
- 1" vertical slot adjustability



Item #	Description	Pack
180AN08	Single Track Bracket 8 Anach	10
180AN010	Single Track Bracket 10 Anach	10
180AN012	Single Track Bracket 12 Anach	10

## 255 PILASTER

- Holds up to 500 lbs. per shelf
- Mortise-mount system
- 1/2" vertical slot adjustment
- BHMA grade 1 compliant
- Numbered slots for fast, accurate clip insertion
- Countersunk nail and screw holes



Item #	Description	Pack
PK255ZC36	Pilaster Booksh Uprght 36 Zinc	20
PK255ZC48	Pilaster Booksh Uprght 48 Zinc	20
PK255ZC60	Pilaster Booksh Uprght 60 Zinc	20
PK255ZC72	Pilaster Booksh Uprght 72 Zinc	20

## 256 PILASTER CLIPS

- High-strength steel, Aluminum (AL)
- Finishes: Zinc (ZC)



Item #	Description	Pack
256PZC	Pilaster Clips Zinc Polybag	10

## 1980 SHELF BOARD

- Most popular RTA finish
- Easy-to-Clean
- Scratch and stain resistant
- 5/8" thick
- CARB 2 compliant



Item #	Description	Pack
1980WH12X36	Shelf Board White 12X36	5
1980WH12X48	Shelf Board White 12X48	5
1980WH12X24	Shelf Board White 12X24	5
1980WH8X24	Shelf Board White 8X24	5
1980WH10X36	Shelf Board White 10X36	5

## 346 PINS & SUPPORTS

- Pin Diameter: 1/4" holes
- Pin Length: 3/8" length
- Shelf Rest:  
1/2" wide x 11/16" long
- Anochrome (ANO)



Item #	Description	Pack
346PANO	Shelf Pin & Support Anoch Poly	10



## 20 COMPARTMENT BOX

- Includes Extra Dividers to Increase the amount of Compartments



# MH20  
pk. 6

## GATE HOOK AND EYE

- Zinc Plated – Steel



# 61428	1"	2/Card	pk. 10/100
# 61339	1-1/2"	3/Card	pk. 10/100
# 61338	2"	2/Card	pk. 10/100
# 61337	2-1/2"	2/Card	pk. 10/100
# MH1090	2-1/2"	2/Card	pk. 10/100
# 61336	3"	2/Card	pk. 10/100

## SAFETY GATE HOOK AND EYE

- Spring Back Action
- 2/Card



# 36930 2-1/2" pk. 6/72

## CEILING HOOKS

- Zinc Plated – Steel



pk. 10/100

	Size	Length	Wire Dia.	
# 61321	#2	4-7/16"	.262	2/Card
# 61440	#3	4-1/8"	.24	2/Card
# 61322	#4	3-7/8"	.225	2/Card
# 61323	#6	3-3/8"	.192	3/Card
# 61324	#8	2-9/16"	.162	4/Card
# 61325	#10	2-1/16"	.135	5/Card

## 2PK STORAGE HOOKS

- Vinyl Coated Heavy Gauge Steel
- Bicycle Hooks



# 37025  
pk. 12

## CLOTHESLINE/SWING HOOK

- Zinc Plated – Steel
- 2/Card



# 61335	3-3/4"	.283	pk. 10/100
# MH5300	3-3/4"	.283	pk. 6/120

## PROOF COIL CHAIN ELECTRO-GALVANIZED

All packed 1 Bucket



ITEM #	Length	Working load	Breaking load	Proof load
# 40	3/16" x 150ft.	793.66 Lb.	3484.54 Lb.	1618.62 Lb.
# 50	1/4" x 100ft.	1278.68 Lb.	5707.82 Lb.	2607.78 Lb.
# 60	5/16" x 75ft.	1675.51 Lb.	6856.67 Lb.	3394.62 Lb.
# 70	3/8" x 50ft.	2645.54 lb.	10835.79 lb.	5305.49 lb.
# 80	1/2" x 25ft.	4497.43 lb.	18029.68 lb.	8902.43 lb.

## GALVANIZED UTILITY WIRE

- 1lb packs



ITEM #	Gauge	
# 104370	12	pk. 12/36
# 104380	14	pk. 12/36
# 104390	16	pk. 12/36
# 104400	18	pk. 12/36
# 104410	20	pk. 12/36



## Nails, Brads, Tacks, Screws

### BRIGHT COMMON NAILS

1LB Box



# N4C	1-1/2"	(4D)	All pk. 25
# N6C	2"	(6D)	
# N8C	2-1/2"	(8D)	
# N10C	3"	(10D)	
# N16C	3-1/2"	(16D)	
# N20C	4"	(20D)	

### BRIGHT FINISHING NAILS

1LB Box



# N4F	1-1/2"	(4F)	All pk. 25
# N6F	2"	(6F)	
# N8F	2-1/2"	(8F)	
# N10F	3"	(10F)	

### DRYWALL NAILS

1LB Box



# N158D 1-5/8"  
pk. 25

### ELECTRO-GALVANIZED ROOFING NAILS

1LB Box



# N114EG	1-1/4"	All pk. 25
# N112EG	1-1/2"	
# N2EG	2"	
# N212EG	2-1/2"	

### FLUTED MASONRY NAILS

1LB Box



# N112FM	1-1/2"	(4D)	
# N2FM	2"	(6D)	
# N212FM	2-1/2"	(8D)	
# N3FM	3"	(10D)	
All pk. 25			

## DRYWALL SCREWS

### Fine Thread

# DWS1	1"
# DWS114	1-1/4"
# DWS158	1-5/8"
# DWS2	2"
# DWS212	2-1/2"
# DWS3	3"
# DWS312	3-1/2"

### Coarse Thread

# DWS1C	1"
# DWS114C	1-1/4"
# DWS158C	1-5/8"
# DWS2C	2"
# DWS212C	2-1/2"
# DWS3C	3"
# DWS312C	3-1/2"

1LB Box



All pk. 25



## Deluxe Assorted Fastener Kits

• In Reclosable, Reusable, Divided Plastic Containers

# MH550 – Wood Nails **pk. 6/36**

550 pcs., 7 sizes

# MH112 – Anchor kit **pk. 6/36**

112 pcs., Anchors & Toggle Bolts

# MH108 – Stove Bolts **pk. 6/36**

108 pcs., 7 Different Sizes

# MH140 – Sheet Metal Screws **pk. 6/36**

140 pcs., 9 sizes

# MH240 – Wood Screws **pk. 6/24**

240 pcs., 18 Different Parts

# MH79 – Sheet Metal Screws **pk. 6/24**

79 pcs., 9 Different Sizes

# MH172 – Hex Bolts **pk. 6/24**

172 pcs., 9 Different Bolts

# MH100 – Hollow Wall Anchor Kit **pk. 6/24**

100 pcs., 4 Sizes and Styles



# MH100



# MH172



# MH550



# MH140



## Work Lights

### 6FT. CORD BROODER LAMP

**• Bulb Not Included**

- 10-1/2" Aluminum Reflector
- Insulated Porcelain Socket
- 250 Watt Bulb Maximum
- Spring Clamp Hang-Up Hook



# R609 pk. 4/PDQ

### CLAMP-ON LAMP

- Reflector Lamp for General Shop and Industrial Applications
- w/ 6ft Cord



**8" Shade**

**NEW BOXED VERSION**

# R408B pk. 4

## Nylon Cable Ties • Assorted Sizes • Assorted Colors

### 100 PIECE CABLE TIES

- Heat & UV Stabilized Nylon-66

Length	Strength	Natural	Black
4"	18LB.	<b>97080</b>	<b>97086</b>
6"	18LB.	<b>97081</b>	<b>97087</b>
8"	40LB.	<b>97082</b>	<b>97088</b>
11"	50LB.	<b>97083</b>	<b>97089</b>
14"	50LB.	<b>97084</b>	<b>97090</b>
17"	50LB.	<b>97085</b>	<b>97091</b>



All Packed 12/72

## Sockets & Socket Adapters

### MEDIUM BASED SOCKET ADAPTER

- w/ 2 Outlets

**Ivory - # 168054**  
(BWC 715V)  
**Black - # 168079**  
(BWC 715B)  
pk. 5/100



### MEDIUM BASED PULL CHAIN SOCKET ADAPTER

- w/ 2 Outlets

**Ivory - # 168056**  
(BWC 718V)  
**Black - # 168055**  
(BWC 718B)  
pk. 5/100



### 2 SOCKET LAMP HOLDER ADAPTER

**Ivory - # 168053**  
(BWC 700V)  
pk. 5/100



### STAKE LIGHT

Ground Stake or Wall Mountable

- Indoor/Outdoor
- w/ 6ft Cord



# R1000  
pk. 12

### 3 WIRE RUBBER GROUNDED PLUG

**Black - # 168044**  
(BWC 1709)  
pk. 5/100



### PLUG-IN OUTLET ADAPTER

- Converts outlet to medium base

**Brown - # 168080**  
(BWC 738B)  
pk. 5/100



### 3 WAY METAL LAMP HOLDER

# 168058  
(BWC 925ABD)  
pk. 5/100



### 50 TIES PER BAG

- Assorted Sizes

# CT50  
pk. 12/72

### METAL PULL CHAIN LAMP HOLDER

# 168060  
(BWC 980ABD)  
pk. 5/100



### PORCELAIN LIGHT SOCKET BOXED

# 168076  
(BWBX 604-SP)  
pk. 4/28



### PORCELAIN LIGHT SOCKET WITH PULL CHAIN BOXED

# 168042  
(BWBX 659SP)  
pk. 4/20



### METAL PUSH THROUGH LAMP HOLDER

# 168059  
(BWC 940ABD)  
pk. 5/100



## Accessories

### ASSORTED WIRE NUTS

- 20 pcs

# 168078  
(C33AS)  
pk. 5/100



### INSULATED STAPLES

- 40 pcs. per Card

**White - # 168071** (BWC 264W)  
**Brown - # 168070** (BWC 264B)  
pk. 5/100



### FEMALE TO SOCKET ADAPTER



# 168057  
(BWC 758B)  
pk. 5/100

### PORCELAIN LIGHT SOCKET W/ PULL CHAIN & OUTLET BOXED



# 168043  
(BWBX 669SP)  
pk. 4/20

**Switch & Wall Plate Covers**

**TOGGLE SWITCH PLATE COVERS • Unbreakable**

**BULK**  
Ivory - # 168068 (BWBP 2134V-SP) **ONE GANG**

White - # 168069 (BWBP 2134W-SP)

**CARD**  
Ivory - # 168030 (BWC5134V) **ONE GANG**

White - # 168031 (BWC5134W)



**CARD**

Ivory - # 168050 (BWC 5139V)  
White - # 168051 (BWC 5139W)

**TWO GANG**



**DUPLEX RECEPTACLE WALL PLATES**

**BULK**  
Ivory - # 168066 (BWBP 2132V-SP)

White - # 168067 (BWBP 2132W-SP)

**pk. 100**



**ONE GANG**

**CARD**  
Ivory - # 168040 (BWC 5132V)

White - # 168041 (BWC 5132W)

**pk. 5/100**



**Switches & Receptacles**

**3 WAY 15 AMP. TOGGLE SWITCHES**

**BULK**  
White - # 168039 (BWBP 1303-7W)

Ivory - # 168038 (BWBP 1303-7V)

**pk. 10/100**



**CARD**  
Ivory - # 168061 (BWC 1303-7V)

White - # 168063 (BWC 1303-7W)

**pk. 5/100**



**15 AMP. DUPLEX RECEPTACLES**

**BULK**  
Ivory - # 168064 (BWBP 270V)

White - # 168065 (BWBP 270W)

**pk. 10/100**



**FEED-THROUGH CORD SWITCH**

- For # 18SPT
- Easy to wire



# 168077 (BWC 410B)

**pk. 5/100**

**15 AMP. SINGLE POLE TOGGLE SWITCHES**

**BULK**  
Ivory # 168100 (BWPB 1301V)

White # 168101 (BWPB 1301W)



**CARD** **pk. 5/100**  
Ivory # 168010 (BWC 1301-7V)  
White # 168011 (BWC 1301-7W)  
Brown # 168012 (BWC 1301-7B)

**CARD**

Ivory - # 168020 (BWC 270V)  
White - # 168021 (BWC 270W)  
Brown - # 168022 (BWC 270B)

**pk. 5/100**



**CANOPY SWITCH**

# 168052 (BWC458NP)

**pk. 14**



**Decorator Switches, Receptacles & GFCI**

**GFCI SAFETY OUTLET SELF TEST UNITS**



- LED Trip Indicator
- Side and Back Wired
- Tamper Resistant
- Wall Plates Included

#	AMPS	Color
# GFCI151V	15	Ivory
# GFCI15WH	15	White
# GFCI20IV	20	Ivory
# GFCI20WH	20	White

**BOXED - pk. 6/24**

**DUPLEX RECEPTACLE W/ PLATE**



Ivory - # 168074 (BWC 1507V)  
White - # 168075 (BWC 1507W)

**pk. 5/50**

**CARD**

**SINGLE POLE SWITCH W/ PLATE**



Ivory - # 168072 (BWC 6501V)  
White - # 168073 (BWC 6501W)

**pk. 5/50**

**CARD**



## Extension Cords, Power Strips & Work Lights

### HEAVY DUTY OUTDOOR / GROUNDED

Safety Orange Color • 16/3 SJT

ITEM#	LENGTH	PACK
# R2615	15 FT.	6/24
# R2625	25 FT.	6/24
# R2650	50 FT.	6/12
# R2600	100 FT.	1/6



### EXTRA HEAVY DUTY OUTDOOR / GROUNDED

Safety Orange Color • 14/3 SJT

ITEM#	LENGTH	PACK
# R3025	25 FT.	1/12
# R3050	50 FT.	1/8
# R3000	100 FT.	1/4



### SUPER HEAVY DUTY OUTDOOR / GROUNDED

Safety Orange Color • 12/3 SJT

ITEM#	LENGTH	PACK
# R3125	25 FT.	1/8
# R3150	50 FT.	1/6
# R3100	100 FT.	1/4



### HOUSEHOLD EXTENSION CORDS

• 16/2 SPT All pk. 10/50

# EE6	6 FT.	Brown
# EE6W	6 FT.	White
# EE9	9 FT.	Brown
# EE9W	9 FT.	White
# EE12	12 FT.	Brown
# EE12W	12 FT.	White
# EE15	15 FT.	Brown
# EE15W	15 FT.	White
# EE20	20 FT.	Brown
# EE20W	20 FT.	White



### APPLIANCE EXTENSION CORDS

- 14/3 SPT-3
- 3 Wire
- Heavy Duty
- Grey Color
- 15 AMP



# 3AC	3 FT.	10/50
# 6AC	6 FT.	10/50
# 9AC	9 FT.	5/25
# 12AC	12 FT.	5/25
# 15AC	15 FT.	5/25
# 25AC	25 FT.	12
# 50AC	50 FT.	12

### 3 OUTLET POWER BLOCK

- 14 / 3 SJT
- 15 Amp
- 125V

**3 FT**

# TT3FT  
pk. 12/48



### TRI-TAP OUTLET

• 16/3 SJT

ITEM#	LENGTH	PACK
# BT6FT	6 FT.	12/48
# BT9FT	9 FT.	12/48
# BT15FT	15 FT.	12/48



### Lighted End Extension Cords

- All Weather
- Heavy Duty



### SINGLE END EXTENSION CORD

ITEM #	DESCRIPTION	PACK
# R3025CL	25 FT. 14/3 AWG SJTW	2/12
# R3050CL	50 FT. 14/3 AWG SJTW	2/8

### TRIPLE TAP EXTENSION CORD

# R3125CTL	25 FT. 12/3 AWG SJTW	2/8
# R3150CTL	50 FT. 12/3 AWG SJTW	2/6

### Dryer Cords

5FT. - 3 CONDUCTOR



NEMA 10-30

# BWDAC3-5  
pk. 6

5FT. - 4 CONDUCTOR



NEMA 14-30

# BWDAC4-5  
pk. 6



### Work Lights



### TROUBLE LIGHT

Industrial Quality  
25ft. Cord

- 16/3 SJT Side Outlets
- Metal Cage

# R32125  
pk. 12



### Range Cords

4FT. - 3 CONDUCTOR



NEMA 10-50

# BWRAC3-4  
pk. 4

4FT. - 4 CONDUCTOR



NEMA 14-50

# BWRAC4-4  
pk. 4





**Power Strips Grounded Switch Circuit Breaker**

**6 OUTLET POWER STRIP**



# 11286  
pk. 12

**6 OUTLET W/SURGE PROTECTOR**



# MP6X  
pk. 12

**6 OUTLET W/SURGE PROTECTOR**

735 JOULES



# MP6HDJ  
pk. 3/18

**8 OUTLET POWER STRIP**



# 11288  
pk. 12

**5 FLEXIBLE OUTLETS POWER STRIP**



# 11290  
pk. 6

- INDOOR ONLY
- 3ft. Long 14/3 AWG Grounded Cord
- Lighted On/Off Switch w/15 Amp. Circuit Breaker

**8 OUTLET SURGE PROTECTOR**

- 4ft. (48") Grounded Cord
- 125 Volt, 15 Amp, 1875 Watts, SJT 14/3
- 8 Grounded Outlets
- 2 USB Ports
- Lighted Reset/Off Switch
- Child Proof
- 1200 Joules



# MP8USB  
pk. 3/12

**7 OUTLET SURGE PROTECTOR**

300 JOULES

# 11230  
pk. 12

- Indoor Only
- Outlets Spaced Apart for Large AC-Adapters
- 3ft. Long 14/3 AWG Grounded Cord
- Lighted On/Off Switch



**8 OUTLET SURGE PROTECTOR**

1800 JOULES

# MP8TV  
pk. 6/24

- Indoor Only
- Dual Coax Connection
- Transformer-Spaced
- Outlets w/ Safety Covers
- Lighted On/Off Switch w/15 Amp. Circuit Breaker
- 3ft. Long 14/3 AWG Grounded Cord



• HDTV Ready

**Outlet Wall Taps (125V, AC, 15A, 1875W)**

**3 OUTLET WALL TAP GROUNDED**



# 30GWT  
pk. 6/48

**3 OUTLET WALL TAP W/ LIGHT GROUNDED**

- Unique Night-Time Socket Finder Light

# 30GWTL  
pk. 6/48



**3 OUTLET SWIVEL WALL TAP**

- Redirects Cords Out of the Way

# 30SWT  
pk. 6/48



**6 OUTLET WALL TAP**

- Converts 2-Outlet Receptacle to 6

# 60C  
pk. 6/48



**3 OUTLET HEAVY DUTY CUBE WALL TAP**

- Indoor/ Outdoor



# 30HDCWT  
pk. 6/48

**3 TO 2 OUTLET ADAPTERS**

- Converts 3 Prong Cord to 2 Prong

- 2pk./CARD

# TPA2  
pk. 6/48

BULK

# R406  
pk. 50/500



**3 TO 2 OUTLET ADAPTERS**

- Converts 3 Prong Cord to 2 Prong

- 3pk./CARD

# TPA3  
pk. 5/50



## Smoke & Fire Alarms

### COMPACT STANDARD SMOKE & FIRE ALARM

9 VOLT BATTERY POWERED (INCLUDED)

- Dual Ionization Sensor **UNIVERSAL**
- Compact Size
- Loud 85 Decibels
- Alarm & Test Button
- Low Battery Indicator
- General Purpose Areas



BOX w/HANG TAG

# SS770 pk. 24

CLAMSHELL

# SS770C pk. 6

### SMOKE & FIRE ALARM

9 VOLT BATTERY POWERED (INCLUDED)

**UNIVERSAL**

- Dual Ionization Sensor
- Loud 85 Decibels
- Alarm & Test Button
- Low Battery Indicator
- General Purpose Areas



# SS770LRC pk. 6

### SMOKE ALARM

10 YEAR SEALED LITHIUM POWERCELL

**First Alert**

- Dual Ionization Sensing Chamber
- Loud 85 Decibels
- Silence Feature
- Tamperproof Sealed Alarm
- Color Display Box



# SA350B pk. 6

### PREMIUM SMOKE & FIRE ALARM

HARDWIRE W/BATTERY BACKUP (9-VOLT INCLUDED)

**OSI ELECTRIC**

- 120 Volt AC (60hz) Dual Ionization Sensor
- Loud 85 Decibels
- Alarm & Test Button
- Low Battery Indicator
- General Purpose Areas
- Silence feature



# USI-1204 (230602) pk. 24

## Smoke & Carbon Monoxide Alarms

### CARBON MONOXIDE ALARM

9 VOLT BATTERY POWERED (INCLUDED)

- Electrochemical CO Sensor
- Loud 85 Decibels
- Silence & Test Button
- Low Battery Indicator



# C0250B pk. 6

9V BATTERIES



# DUR9V pk. 50

### PLUG-IN DESIGN CARBON MONOXIDE ALARM

HARDWIRE W/BATTERY BACKUP (9-VOLT INCLUDED)

- Electrochemical CO Sensor
- Plugs Directly into Wall Outlet
- Loud 85 Decibels
- Silence & Test Button
- Low Battery Indicator



# C0604B pk. 6

### COMBO SMOKE & CARBON MONOXIDE ALARM

10 YEAR SEALED LITHIUM POWERCELL

- Electrochemical CO sensor
- Photoelectric Smoke Sensing Chamber
- Loud 85 Decibels
- Silence Feature
- Tamperproof Sealed Alarm
- Compact, Low Profile Design Compliments Any Decor
- Color Display Box



# PRC710B pk. 12

### COMBO SMOKE & CARBON MONOXIDE ALARM

9 VOLT BATTERY POWERED (INCLUDED)

- Electrochemical CO Sensor
- Dual Ionization Smoke Sensor
- Loud 85 Decibels
- Smart Interconnect to BRK Models
- Intelligent Sensing Tech™
- 2 Silence Features • Low Battery Indicator



# SC02B pk. 12

### COMBO SMOKE & CARBON MONOXIDE ALARM

HARDWIRE W/BATTERY BACKUP (9-VOLT INCLUDED)

- 120 Volt AC, 60 Hz.
- Electrochemical CO Sensor
- Loud 85 Decibels
- Smart Interconnect to BRK Models
- Intelligent Sensing Tech™
- 2 Silence Features • Low Battery Indicator



# SC9120B pk. 12

## Electrical Tape

3/4" x 60 FT.



**BULK**  
# ET60FR  
pk. 12/144



3/4" x 60 FT.

Each Measures: 60'  
Total: 120'

**CARDED**  
# 100X2  
pk. 12/48





## Gorilla® Glue, Epoxy & Adhesive

### ORIGINAL GORILLA® GLUE



Item #	Description	Pack
GG5000503	Gorilla® Glue® Minis	6
GG5000201	2oz Original Gorilla® Glue	10
GG5000408	4oz Original Gorilla® Glue	8
GG5000806	8oz Original Gorilla® Glue	6
GG50018	18oz Original Gorilla® Glue	4
GG5003601	36oz Original Gorilla® Glue	2

### WHITE GORILLA® GLUE



Item #	Description	Pack
GG5201205	2oz White Gorilla® Glue	10
GG5201103	White Gorilla® Glue Pen	6

### GORILLA® SUPER GLUE



Item #	Description	Pack
GG7800109	2x3g Gorilla® Super Glue	10
GG7805009	15g Gorilla® Super Glue	12
GG7900102	3g Gorilla® Super Glue	10
GG7600103	15g Gorilla® Super Glue Gel	12
GG7500102	Super Glue 10g Brush/Nozzle	6

### GORILLA® WOOD GLUE



Item #	Description	Pack
GG6202003	4oz Gorilla® Wood Glue	12
GG6200002	8oz Gorilla® Wood Glue	12
GG6205001	18oz Gorilla® Wood Glue	12

### GORILLA® EPOXY



Item #	Description	Pack
GG4200102	.85oz Gorilla® Epoxy	10

### GORILLA® CONSTRUCTION ADHESIVE



Item #	Description	Pack
GG8010003	9oz Gorilla® Construction Adhesive	12
GG8020002	2.5 Tube Gorilla® Construction Adhesive	6



## Gorilla® Sealant & Tape. O'Keeffe's Cream

### GORILLA® CLEAR SEALANT



Item #	Description	Pack
GG8090002	2.7oz Tube Gorilla® Clear Sealant	6

### GORILLA® TAPE



Item #	Description	Pack
GG60124	12yd Black Gorilla® Tape	10
GG6035060	35yd Black Gorilla® Tape	6
GG6074004	35yd Silver Gorilla® Tape	6
GG6025001	30yd White Gorilla® Tape	6
GG6010902	9yd Gorilla® Tape Camo	6
GG6003001	Gorilla® Tape Tough&Wide	6
GG6100109	1"x30yd Gorilla® Tape To-Go	6

### PACKAGING TAPE



Item #	Description	Pack
GG6045002	Packaging Tape 35yd	6
GG6030402	Packaging Tape 2-Pack Refills	6

### GORILLA® CLEAR REPAIR



Item #	Description	Pack
GG6027002	9yd Gorilla® Clear Repair	6
GG6015002	5yd Gorilla® Clear Repair	5

### MOUNTING



Item #	Description	Pack
GG6065003	Mounting Clear 10lbs	6
GG6055002	Mounting Black 30lbs	6

### WORKING HANDS



Item #	Description	Pack
GGK0350007	3.4 Jar Working Hands	6
GGK0680001	6.8 Jar Working Hands	8
GGK0290001	3.0 Tube Working Hands	5

### HEALTHY FEET



Item #	Description	Pack
GGK0320005	3.2 Jar Healthy Feet	6
GGK0280001	3.0 Tube Healthy Feet	5



# CAULK & SEALANT

## DAP® Caulks & Sealants

### ACRYLIC LATEX CAULKS: ALEX® PAINTER'S, PLUS®, FAST DRY® & FLEX® - 10 OZ.

- All-purpose acrylic latex painter's caulk
- Applies smoothly and easily
- Adheres to wood, plaster, drywall and masonry
- Resists cracking and chalking • Paintable
- Easy water clean-up. Interior/exterior use
- Meets ASTM Specification C834 for extrudability, artificial weathering, extension-recovery and slump



DAP18065	Alex® Painter's (White)	pk. 12
DAP18101	Alex® Plus (White)	pk. 12
DAP18425	Alex Fast Dry® (White)	pk. 12
DAP18110	Alex Plus® (Slate Gray)	pk. 12
DAP18112	Alex Plus® (Brown)	pk. 12
DAP18111	Alex Plus® (Cedar Tan)	pk. 12
DAP18109	Alex Plus® (Dark Bronze)	pk. 12
DAP18107	Alex Plus® (Black)	pk. 12
DAP18172	Alex Plus® (Antique White)	pk. 12
DAP18135	Alex Plus® (Almond)	pk. 12
DAP18401	Alex Plus® (Crystal Clear)	pk. 12



DAP18542	Alex Flex™ (White)	pk. 12
----------	--------------------	--------

### KITCHEN & BATH CAULKS

DAP00680	K&B Silicone (White) 2.8 oz	pk. 12
DAP08640	K&B Silicone (White) 10 oz	pk. 12
DAP08648	100% Silicone K&B (Clear) 10oz	pk. 12
DAP08656	Comm Kitchen Silicone (White) 10oz	pk. 12
DAP08658	Comm Kitchen Silicone (Clear) 10oz	pk. 12
DAP08660	Comm Kitchen Silicone Stainless Steel	pk. 12
DAP00790	3.0 K&B (White) Sealant 9oz	pk. 12
DAP00795	3.0 K&B (Crystal Clear) 9oz	pk. 12



### 100% SILICONE RUBBER SEALANTS

- 100% silicone rubber sealant
- Provides excellent durability,
- Flexibility and adhesion
- Long-lasting, waterproof seal
- Resists cracking, crumbling and chalking
- Cured sealant is mildew resistant
- Interior/ exterior use
- Meets ASTM C920, Specification C719, Class 25



DAP00684	Silicone W&D (Clear) 2.8oz	pk. 12
DAP08641	100% Silicone W&D (Clear) 10oz	pk. 12
DAP08646	100% Silicone (White) 10oz	pk. 12
DAP08649	100% Silicone (Almond) 10oz	pk. 12

### SILICONE PLUS SEALANTS

- Premium quality
- 100% silicone rubber sealant
- Long-lasting waterproof seal that won't shrink or crack
- This one-component, neutral-cure sealant
- Low in odor • Cures to a tough rubbery solid
- Outstanding adhesion to a wide variety of surfaces; PVC, vinyl siding and painted wood
- Mold and mildew resistant • For interior/exterior use
- Meets ASTM C920 Specification, Class 25, Uses G, A and M



DAP08780	Silicone Plus W&D Prem (White)	
DAP08771	Silicone Plus W&D Prem (Clear)	
All pk. 12	DAP08770	Silicone Plus Prem K&B (White)

### KWIK-SEAL ULTRA



DAP18897	Kwik-Seal® Ultra Kitchen & Bath (White) 10 oz.	pk. 12
DAP18898	Kwik-Seal® Ultra Kitchen & Bath (Clear) 10 oz.	pk. 12
DAP18899	Kwik-Seal® Ultra Kitchen & Bath Biscuit 10 oz.	pk. 12
DAP18914	Kwik-Seal® Ultra Kitchen & Bath (White) 5.5 oz.	pk. 12
DAP18915	Kwik-Seal® Ultra Kitchen & Bath (Clear) 5.5 oz.	pk. 12
DAP18916	Kwik-Seal® Ultra Kitchen & Bath Biscuit 5.5 oz.	pk. 12

### KWIK-SEAL SEALANTS



DAP18001	Kwik-Seal® Tub & Tile (White) 5.5oz	pk. 12
DAP18008	Kwik-Seal® Tub & Tile (Clear) 5.5oz	pk. 12
DAP18510	Kwik Seal Plus® (Gloss White) 10oz	pk. 12
DAP18519	Kwik Seal Plus® (Gloss Biscuit)	pk. 12
DAP18002	Kwik Seal® Kitchen & Bath (White) 10oz	pk. 12

## DAP® Caulks & Sealants

### PHENOSEAL® VINYL ADHESIVE CAULK



- All-purpose caulk with a strong bond
- Vinyl Adhesive Caulk is an all-purpose caulk perfect for almost any job
- BONDS, CAULKS and SEALS
- Caulk contracts and expands to seal joints up to 1/4"
- Sealant keeps water and air from penetrating cracks & seams preventing energy loss
- Fast-drying interior/exterior
- Cleans easily with soap and water
- Mold and mildew resistant
- Can be painted with latex and oil-based paint



All pk. 12

<b>DAP00005</b>	Phenoseal® Does It All (White)	
<b>DAP00006</b>	Phenoseal® Does It All (Translucent)	
<b>DAP02102</b>	Phenoseal® Does It All (Almond)	

### BEATS THE NAIL® CONSTRUCTION ADHESIVE



- VOC-compliant
- latex-based formula
- Ideal for bonding a wide variety of building materials
- Meets ASTM Specification C557
- Low odor
- Easy water clean-up
- Interior/exterior use



<b>DAP27050</b>	Beats The Nail® Construction Adhesive VOC 10oz	<b>pk. 12</b>
-----------------	--	---------------

### WATERTIGHT CONCRETE SEALANT

- High performance
- Latex-based sealant
- Formulated to repair cracks and holes in concrete, mortar & masonry
- Contains silicone additives for improved adhesion and water resistance
- Forms a durable, flexible & waterproof seal
- Resists gas, oil, grease & salt
- Paintable
- Easy water clean-up
- Interior/exterior use



<b>DAP18096</b>	Watertight Concrete Sealant	<b>pk. 12</b>
-----------------	-----------------------------	---------------



### X HOSE PRO® – 50 FT.

- Expands & Contracts
- Lightweight Hose
- No Kinks or Tangles
- Super strong and durable
- Absolutely will not twist, tangle, or kink!
- Solid Brass Fittings
- Withstands up to 250 PSI
- Full 3/4" diameter

<b>DAP09104</b>	X Hose Pro® 50' (Black) flexible hose	<b>pk. 4</b>
-----------------	---------------------------------------	--------------

### SIMPLE SEAL™ & DAPTEX® SEALANTS



<b>DAP18772</b>	Simple Seal K&B (White) 9oz	<b>pk. 9</b>
<b>DAP18773</b>	Simple Seal Weatherproofing 9oz	<b>pk. 9</b>
<b>DAP18774</b>	Simple Seal™ Paint 9oz	<b>pk. 9</b>
<b>DAP18836</b>	DAPtex Plus® Ltx Foam Sealant 12oz	<b>pk. 12</b>

### SPACKLE, PLASTER OF PARIS, WALLBOARD JOINT COMPOUND

- **Vinyl Spackling:** All-purpose, heavyweight spackling compound for repairing and filling cracks and holes in wallboard, drywall, plaster, wood, brick and stone. It spreads smoothly, sands easily and resists cracking for fast professional repairs. Interior/exterior use
- **Fast 'N Final®:** A lightweight spackling lets you patch and prime in one easy step, saving time and money. It dries fast with no need to sand or prime, letting you paint in minutes for a virtually invisible repair. Ideal for repairing holes, cracks and dents in drywall, plaster, wood and stucco. Interior/exterior use.
- **Wallboard Joint Compound:** A pre-mixed, professional grade compound for taping, finishing and texturing interior gypsum wallboard. It can be used to cover and finish gypsum wallboard joints, embed reinforcing tape, metal corner beads, screw or nail holes. It is easy to apply, has minimal shrinkage and sands easily. Interior use.



<b>DAP12130</b>	Vinyl Spackle 1/2 pt.	<b>pk. 12</b>
<b>DAP12132</b>	Vinyl Spackle qts.	<b>pk. 6</b>
<b>DAP12140</b>	Fast N'Final Lt Spackle 1/2 pt.	<b>pk. 12</b>
<b>DAP12142</b>	Fast N'Final Lt Spackle qts.	<b>pk. 6</b>
<b>DAP10308</b>	Plaster of Paris Dry 4 lb. (Dry Mix)	<b>pk. 6</b>
<b>DAP10310</b>	Plaster of Paris Dry 8 lb.	<b>pk. 4</b>
<b>DAP10100</b>	Wallboard Joint Compound 3 lbs.	<b>pk. 6</b>
<b>DAP10102</b>	Wallboard Joint Compound Gallon	<b>pk. 4</b>



# GE® CAULK & SEALANT

## ADVANTAGE® 100% SILICONE SEALANT

- General Purpose Sealant
- Adheres to Wood, Glass, Metal and Plastic
- Single Component RTV
- Exterior/Interior Use

# 236375 M60.01 10.1oz **Clear**  
 # 236376 M60.02 10.1oz **White**

Both pk. 12



## MAX1000® SILICONIZED ACRYLIC LATEX CAULK

- General Purpose Siliconized Acrylic Latex Sealant
- Paintable
- Interior/Exterior Use
- Use on Doors, Windows, Siding, Rim, Molding, Baseboards, Vents
- Soap & Water Clean-Up
- 35-Year Guarantee

**White**  
 # 236383 GE22566 10 oz  
 # 236386 GE14449 10 oz



## MAX500® ACRYLIC KITCHEN & BATH SILICONIZED ACRYLIC LATEX CAULK

- BioSeal-Mold/Mildew Protection
- Paintable
- Soap & Water Clean-Up
- Moisture Resistant
- 50-Year Guarantee

**White**  
 # 236381 GE23895 10.1 oz  
 # 236379 GE23978 5.5 oz

**Clear**  
 # 236382 GE23911 10.1 oz  
 # 236380 GE23994 5.5 oz

All pk. 12



## GE® SILICONE

- 100% Silicone
- Waterproof
- Low Shrinkage & Maximum Flexibility
- Cured Sealant Resists Mold and Mildew

**Kitchen and Bath**  
 # 236377 GE612 10.1 oz **Clear**  
 # 236378 GE712 10.1 oz **White**

All pk. 12

**Door and Window**  
 # 236385 GE012A 10 oz **Clear**  
 # 236384 GE112A 10 oz **White**

All pk. 12



## POLYESTER/NYLON BRUSHES



PX02562



PX02661

- For Maximum Paint Pick-Up, Release & Coverage
- 100% Solid Round Tapered Polyester/Nylon Premium Blend
- Guaranteed Set in Epoxy
- Stainless Steel Ferrule
- Hardwood Handle



PX02514



PX02535

### BEAVERTAIL HANDLE FLAT

All pk. 12/72

# PX02531	1"
# PX02532	1-1/2"
# PX02533	2"
# PX02534	2-1/2"
# PX02535	3"
# PX02537	4"

### LONG HANDLE ANGLE SASH

All pk. 12/72

# PX02562	1-1/2" Sash
# PX02563	2" Sash
# PX02564	2-1/2" Sash
# PX02565	3" Sash

### SHORT HANDLE ANGLE SASH

All pk. 12/72

# PX02514	2-1/2" Sash
-----------	-------------

### RATTAIL HANDLE ANGLE SASH

All pk. 12/72

# PX02661	1" Sash
# PX02662	1-1/2" Sash
# PX02663	2" Sash
# PX02664	2-1/2" Sash
# PX02665	3" Sash

## POLYESTER/NYLON BRUSH SETS



PX02573



### PX PRO PAINT BRUSH SETS

All pk. 12

- # PX02572 2 pc Set  
3" Beavertail & 2" Long Angle
- # PX02573 3 pc Set  
3" Beavertail & 1-1/2" Rattail Angle  
2-1/2" Rattail Angle
- # PX02574 3 pc Set  
1" Rattail Angle & 1-1/2" Long Angle  
2" Beavertail

## 100% PURE WHITE CHINA BRISTLE

- Best With Oil Based Paints & Fine Finishes
- 100% Pure White China Bristle

### BEAVERTAIL HANDLE FLAT

# PX02621	1"	12/48
# PX02622	1-1/2"	12/48
# PX02623	2"	12/48
# PX02624	2 1/2"	12/48
# PX02625	3"	6/48
# PX02627	4"	6/48

### LONG HANDLE ANGLE SASH

# PX02632	1-1/2" Sash	12/48
# PX02633	2" Sash	12/48
# PX02634	2-1/2" Sash	6/48
# PX02635	3" Sash	6/48



## 6-PIECE PREMIUM PRO PAINTING KIT

### CONTAINS:

- 9" Heavy Duty Roller Frame
- 2" Poly/Nylon Angle Sash Trim Brush
- 2pcs. 9" x 3/8" High Density Lint Free Microfiber Roller Covers
- Sturdy Metal Paint Tray
- Clear Tray Liner
- Display Box

# PT03506  
pk. 6




# PX PAINT ROLLER COVERS


## Paint Roller Covers

**KNIT**

- Looped Backing
- Single Pass-Through



Backing



Pile Fiber

• **GENERAL PURPOSE POLYESTER**

Low Density

• **HITECH POLYESTER**


Medium Density  
Shed Resistant

• **SYNLAM POLY/WOOL**


High Density  
Shed Resistant

**WOVEN**

- Cross-Section Backing
- Double Lock Pass Through



Backing



Pile Fiber

• **PX MICROFIBER**

High Density  
Lint-Free

• **PX WHITE DIAMOND**

High Density  
Lint-Free

• **PX YELLOW STRIPE**

High Density  
Lint-Free

### PX Microfiber Roller Cover



- Deluxe Roller Cover with Plastic Core Long-Life Lint Free Excellent Paint Pick-up and Release Smooth One Coat Coverage

ITEM	SIZE	NAP	MATERIAL	PACK
# RC75438*	4"	3/8"	Smooth/Semi-Smooth	24
# RC75925*	9"	3/16"	Smooth	24
# RC75938*	9"	3/8"	Smooth/Semi-Smooth	24
# RC75950*	9"	3/4"	Rough	24
# RC75936*	9"	1/4"	3-PK Microfiber	10
# RC75933*	9"	3/8"	3-PK Microfiber	10
# RC75940*	9"	1/2"	3-PK Microfiber	10
# RC71838	18"	3/8"	Smooth/Semi-Smooth	12

### PX Yellow Stripe Roller Cover



ITEM	SIZE	NAP	FOR SURFACES	PACK
# RC72325	3"	1/4"	Smooth	24
# RC72338	3"	3/8"	Smooth/Semi-Smooth	24
# RC72350	3"	1/2"	Semi-Smooth	24
# RC72425	4"	1/4"	Smooth	24
# RC72438	4"	3/8"	Smooth/Semi-Smooth	24
# RC72450	4"	1/2"	Semi-Smooth	24
# RC72475	4"	3/4"	Rough	24
# RC72925	9"	1/4"	Smooth	24
# RC72938	9"	3/8"	Smooth/Semi-Smooth	24
# RC72950	9"	1/2"	Semi-Smooth	24
# RC72975	9"	3/4"	Rough	24

### PX White Diamond



- Lint Free High Density Woven Fabric Impervious to Water & Solvent

ITEM	SIZE	NAP	MATERIAL	PACK
# RC70338	3"	3/8"	Smooth/Semi-Smooth	24
# RC70438	4"	3/8"	Smooth/Semi-Smooth	24
# RC70738	7"	3/8"	Smooth/Semi-Smooth	24
# RC70750	7"	1/2"	Semi-Smooth	24
# RC70925*	9"	1/4"	Smooth	24
# RC70938*	9"	3/8"	Smooth/Semi-Smooth	24
# RC70950*	9"	1/2"	Semi-Smooth	24
# RC70975*	9"	3/4"	Rough	24

### SYN-LAM Wool Blend



- Polyester & Wool Blend
- Best Quality Knitted Fabric
- Expertly Finished & Trimmed
- Professional
- Sturdy Phenolic Core

ITEM	SIZE	NAP	SURFACES	PACK
# RC73038	3"	3/8"	Smooth/Semi-Smooth	12
# RC74038	4"	3/8"	Smooth/Semi-Smooth	12
# RC74075	4"	3/4"	Rough	12
# RC70025	9"	1/4"	Smooth	12
# RC70038	9"	3/8"	Smooth/Semi-Smooth	12
# RC70050	9"	1/2"	Semi-Smooth	12
# RC70075	9"	3/4"	Rough	12
# RC70100	9"	1"	Extra Rough	12
# RC70125	9"	1-1/4"	Extra Rough	12
# RC69838	18"	3/8"	Smooth/Semi-Smooth	12
# RC69850	18"	1/2"	Semi-Smooth	12
# RC69885	18"	1-1/4"	Extra Rough	12

## Paint Roller Baskets



(Roller Covers **NOT** Included)


- POP Display Rack
- Attaches to Pegboard

**WIRE BASKET** # WRR pk.8

Must Ask for Deal # PRD when ordering.

# MA00012 **PLASTIC BASKET** pk.4

(Roller Covers **NOT** Included)



(Roller Covers **NOT** Included)

**POLYESTER WITH SOFT COMFORT GRIP**

- For All Paints Chiseled Edge
- Molded Soft Grip Handle Polyester Filament



**BEAVERTAIL FLAT**

# BP00751	1"	6/144
# BP00752	1-1/2"	6/144
# BP00753	2"	6/144
# BP00754	2-1/2"	6/72
# BP00755	3"	6/72
# BP00757	4"	6/72

**LONG HANDLE ANGLE SASH**

# BP00762	1-1/2" Sash	6/72
# BP00763	2" Sash	6/72
# BP00764	2-1/2" Sash	6/72
# BP00765	3" Sash	6/72



**POLYESTER & BRISTLE WITH SOFT COMFORT GRIP**

- Best with Stains and Oil Based Paints
- Fully Stocked & Chisled Trim



**BEAVERTAIL FLAT**

# BB01961	1"	12/144
# BB01962	1-1/2"	12/144
# BB01963	2"	12/144
# BB01964	2-1/2"	12/72
# BB01965	3"	12/72
# BB01967	4"	12/72

**LONG HANDLE ANGLE SASH**

# BB01982	1-1/2" Sash	12/144
# BB01983	2" Sash	12/72
# BB01984	2-1/2" Sash	12/72
# BB01985	3" Sash	12/72



**Polyester Brush Sets**

**PAINT BRUSH SETS**

All packed 12/36

- Packed in Clear Vinyl Pouch w/ Header

**2-Pc. Set:**

# BP07222 2" Angle Sash & 4" Wall Brush

**3-Pc. Set:**

# BP07223 2" Flat, 1.5" & 2" Angle Brushes

**4-Pc. Set:**

# BP07244 1", 3" Flat Brushes  
2" Angle Sash, 5" Wall Brush



**WHITE BLENDED BRISTLE WITH SMOOTH NATURAL WOOD HANDLE**

- Professional Grade Welcomed by Marine Trade
- Best with Lacquers, Oil Based Paints & Stains



**BEAVERTAIL FLAT**

# BB01871	1"	12/144
# BB01872	1-1/2"	12/144
# BB01873	2"	12/144
# BB01874	2-1/2"	12/72
# BB01875	3"	12/72
# BB01877	4"	12/72

**LONG HANDLE ANGLE SASH**

# BB01852	1-1/2" Sash	12/144
# BB01853	2" Sash	12/72
# BB01854	2-1/2" Sash	12/72
# BB01855	3" Sash	12/72



**PAINT ROLLER COVERS**



- Deluxe Roller Cover with Polypropylene Core High Density 100% Polyester Nap Holds More Paint Dispenses Evenly Washable One Coat Coverage for any Surface for Interior and Exterior Use



ITEM	PREVIOUS HBC ITEM	SIZE	NAP	FOR SURFACES	PACK
# RC01875	—	7"	3/8"	Semi-Smooth	24
# RC01893*	# PRE925	9"	1/4"	Smooth	24
# RC01895*	# PRE922	9"	3/8"	Semi-Smooth	18
# RC01896*	# PRE950	9"	1/2"	Medium	24
# RC01898*	# PRE962	9"	3/4"	Rough	15
# RC01897*	—	9"	1"	Rough	24
# RC01899*	# PRE933	9"	1-1/4"	Extra Rough	15



- Looped Backing
- Single Pass-Through



• HITECH POLYESTER

Medium Density  
Shed Resistant

**3PK - 9" PROMOTIONAL MULTI-PACK**

- Plastic Core 3/8" Nap
- 100% Polyester
- Display Box



# RC31895  
pk. 6

# PAINT ROLLER COVERS & FRAMES

## 9" General Purpose 100% Polyester Roller Covers

- Standard Grade 100% Pure Polyester Fabric. For Interior or Exterior Use

### 9" GENERAL PURPOSE ROLLER COVER

ITEM	NAP	SURFACES	PACK
# RC01793*	1/4"	Smooth	24
# RC01795*	3/8"	Sm.Smooth	24
# RC01796*	1/2"	Medium	24
# RC01797*	3/4"	Rough	24
# RC01798*	1"	Rough	24
# RC01799*	1-1/4"	Extra Rough	24



Polyester Fabric

\* Display Box

### PROMOTIONAL MULTI-PACKS

ITEM	NAP	DESCRIPTION	PACK
# RC01529	3/8"	2 Pk. Plastic Core	12
# RC01539	3/8"	3 Pk. Plastic Core	12
# RC06938	3/8"	6 Pk. Plastic Core	12



### TWIN PACK ROLLER COVERS



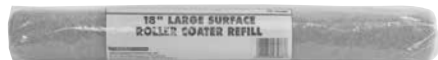
# RC00326

## Roller Covers

### 18" ROLLER COVERS

- 100% Polyester Plastic Core

ITEM	NAP	SURFACE	PACK
# RC03988	1/4"	Sm.Smooth	12
# RC03989	3/4"	Rough	12



# RC03988

### 7" ROLLER COVERS

- 100% Polyester Plastic Core

ITEM	NAP	SURFACE	PACK
# PRE722	3/8"	Sm.Smooth	36
# PRE762	3/4"	Rough	36



# PRE722

# PRE762

### 4" ROLLER COVERS

- 100% Polyester Plastic Core

ITEM	NAP	SURFACE	PACK
# RC00042	1/4"	Smooth	24
# RC00044	3/8"	Sm.Smooth	24
# PRE450	1/2"	Medium	36
# RC00045	3/4"	Rough	24




# RC00044

# RC450

### 3" ROLLER COVERS

- Quality Plastic Core

ITEM	NAP	SURFACE	PACK
# RC00032	1/4"	Smooth	24
# RC00033	3/8"	Sm.Smooth	24
# RC00034	3/4"	Rough	24



# RC00032

# RC00033

# RC00034

## Specialty Covers

### 3/16" NAP PLUSH MOHAIR FABRIC

- Heavy Duty Phenolic Core For Super Smooth Lint-Free Finish Best with Enamel and Varnishes

# RC01869

ITEM	SIZE	NAP	MATERIAL	PACK
# RC01863	3"	3/16"	Mohair	12
# RC01864	4"	3/16"	Mohair	12
# RC01869	9"	3/16"	Mohair	12

### 1/4" NAP TEXTURE ROLLER

- Phenolic Core
- Material Creates a Textured Look
- For All Texture Paints

ITEM	SIZE	NAP	MATERIAL	PACK
# RC00117	9"	1/4"	Looped	12



### 9" FOAM COVERS

ITEM	SIZE	NAP	FOR SURFACES	PACK
# RC01825	9"	1/4"	Smooth	12/72
# RC01839	9"	3/8"	Semi-Smooth	12/72
# RC01853	9"	5/8"	Acoustical Waffle Cut	12/48



### 3-Pc MINI TRIM PAINT KITS

#### 3" KIT

- CONTAINS:
- Trim Tray
  - 3" Roller Frame
  - 3" Roller Cover

# PT03323  
pk. 12

#### 4" KIT CONTAINS:

- Trim Tray
- 4" Roller Frame
- 4" Roller Cover

# PT03324  
pk. 24



### 3" - 2 Pc. Header/Bag

ITEM	NAP	MATERIAL	PACK
# RC00322	3/16"	Mohair*	12
# RC00324	1/4"	Woven*	12
# RC00326	3/8"	Polyester	12
# RC00328	3/4"	Polyester	12

### 4" - 2 Pc. Header/Bag

ITEM	NAP	MATERIAL	PACK
# RC00332	3/16"	Mohair*	12
# RC00334	1/4"	Woven*	12
# RC00336	3/8"	Polyester	12
# RC00338	3/4"	Polyester	12

\*Woven Lint-Free Material

## Frame with Cover

- 9-1/2" Handle w/ Treaded Plastic Grip

### 3"

ITEM	NAP	MATERIAL	PACK
# PT00302	3/16"	Mohair*	12
# PT00306	3/8"	Polyester	12
# PT00308	3/4"	Polyester	12

# PT00306



### 4"

ITEM	NAP	MATERIAL	PACK
# PT00312	3/16"	Mohair*	12
# PT00314	1/4"	Woven*	12
# PT00316	3/8"	Polyester	12
# PT00318	3/4"	Polyester	12

# PT00316



\*Woven Lint-Free Material

## Paint Trays & Liners

### PROFESSIONAL PAINT TRAYS

#### • 11" x 16" Plastic Trays

# PT09028	Translucent Green
# PT09027	Black
# DWT	Deep Well

#### • 20" Jumbo Plastic Tray

# PT09020	Deep Well
-----------	-----------

pk. 12

#### • Metal Trays

# PT09030	
# PT09033	Deep Well

pk. 12



### PLASTIC TRAY

- Great for Touch-Up

#### 4" Wide

Black  
# PRE4PT

#### White

# PT09014

#### 6" Wide Deep Well

# PT09016



### HAND HELD TRIM TRAY



# PT09053  
pk. 24

### HANDY PAINT PAIL

- 20 oz. Capacity
- Pour Spout
- Durable Plastic
- Convenient Handle



# HP1  
pk. 12

### 11" x 16" DISPOSABLE PLASTIC PAINT TRAY LINERS


#### • Dimpled

# PT09048	Fits PT09030	pk. 48
# PT09051	Deep Well Fits DWT	pk. 48
# PT09049	Deep Well Fits PT09033	pk. 48



## Roller Frame Dispenser

### 10" ROLLER FRAME DISPENSER

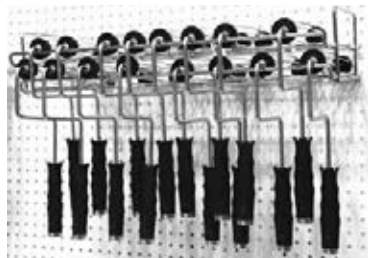


- POP Display Rack
- Attaches to Pegboard

# MA00005 pk.2

### 24" ROLLER FRAME DISPENSER


- POP Display Rack
- Attaches to Pegboard



# MA00011 pk.2

### 36" ROLLER FRAME DISPENSER

- POP Display Rack
- Attaches to Pegboard



# MA00010 pk. 2

## Screen Grids

### PLASTIC GRID

- For Painting Directly Out Of Paint Buckets


Supports 1-Gal. Paint Can

# PT03001  
pk. 48 /144



### METAL GRIDS

- Plated Steel



Supports: 1-Gal. Paint Can

# PT03101 pk. 24

2-Gal. Paint Can

# PT03112 pk. 24

5-Gal. Paint Can

# PT03115 pk. 24


# PAINT ROLLER COVERS & FRAMES

## Roller Frames

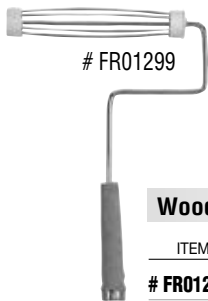
### 9" PROFESSIONAL FRAMES 5-WIRE CAGE

- 5/16" Diameter Main Rod
- Threaded Handle

ITEM	LENGTH
# FR01199	15.5"
# FR01519	12.5"



All pk. 12



#### Wood Grip with Metal Ferrule

ITEM	LENGTH
# FR01299	15.5"

### DELUXE PRO FRAMES 5-WIRE CAGE

- Extra Heavy Duty Rib Cage and Caps.
- Comfortable Grip Handle
- 5/16" Diameter Main Rod
- Metal Ferrule
- Threaded Handle



#### Heavy Duty Plastic Grip

ITEM	SIZE	DESCRIPTION	PACK	LENGTH
# FR01175	7"	PRO Cage	12	12.5"
# FR01195	9"	PRO Cage	12	12.5"
# FR01196	9"	PRO Orange	24	12.5"
# FR01275	7"	PRO Star	12	15"
# FR01295	9"	PRO Star	12	15.25"
# FR01296	9"	Long Reach	12	17"

### ADJUSTABLE FRAME 5-WIRE CAGE



- Securely Locks to any Length Between 21"- 40"
- Lightweight and Easy to Handle
- Quarter Turn to Lock & Release
- Fits All Standard 9" Roller Covers
- 1/4" Diameter Main Rod

# FR02140 pk. 6

### RUBBER GRIP ROLLER FRAMES

3" Wide  
# FR01193 pk. 12

4" Wide  
# FR01194 pk. 6



### 5-WIRE CAGE

- Metal Ferrule Threaded Handle
- 1/4" Diameter Main Rod

ITEM	SIZE	PACK
# FR01507	7"	24
# FR01509	9"	24




# FR01509

### 4-WIRE CAGE

- Threaded Handle
- Plastic Grip and End Caps
- 1/4" Diameter Main Rod

ITEM	SIZE	PACK
# FR01034	3"	24
# FR01044	4"	24
# FR01074	7"	24
# FR01094	9"	24



# FR01034

# FR01094

### RESIN ROLLER FRAMES

ITEM	SIZE	PACK
# FR01303	3"	12
# FR01305	5"	12



# FR01305

### RESIN CORNER ROLLER FRAME

# FR01307 | 5" | 12

# FR01307

## Micro Roller Covers

### 3/8" DOMED FOAM ROLLER COVERS

Multi Packs

ITEM	SIZE	PACKAGE TYPE	PACK
# 79753	4"	2 pk. Polybag	6/72
# 79994	4"	6 pk. Polybag	6/24
# RC07748	4"	10 pk. Polybag	12
# 79756	6"	2 pk. Polybag	12



# RC07748



# 79753

### 4" YELLOW STRIPE MICRO ROLLER COVERS

Multi Packs

ITEM	SIZE	NAP	MATERIAL	PACKAGE TYPE	PACK
# 79754	4"	1/2"	Yellow Stripe	2 pk. Polybag	12
# 79755	4"	3/8"	Yellow Stripe	6 pk. Polybag	6/24
# RC07746	4"	1/2"	Yellow Stripe	12 pk. Polybag	12
# RC07747	4"	3/4"	Yellow Stripe	10 pk. Polybag	12

### 6" MICRO ROLLER COVERS

Multi Packs

- Woven Yellow Stripe Fabric

ITEM	SIZE	NAP	MATERIAL	PACKAGE TYPE	PACK
# RC01762	6"	1/4"	Woven	2 pk. Polybag	12
# RC01764	6"	1/2"	Polyester	2 pk. Bag	12
# 79757	6"	1/2"	Yellow Stripe	2 pk. Bag	6
# RC07762	6"	1/4"	Yellow Stripe	12 pk. Polybag	12
# RC07764	6"	3/8"	Yellow Stripe	12 pk. Polybag	12
# RC07766	6"	1/2"	Yellow Stripe	12 pk. Polybag	12
# PT00070	4"	3/8"	7 Piece Micro-Kit		6



# 79755



# RC01762



# 79757

### MICRO FRAMES

#### 4"

# FR01711	11" Long	pk. 12
# FR01716	16" Long	pk. 12

#### 6"

# FR01718	15" Long	pk. 12
# FR01723	23" Long	pk. 12



### MICROFIBER ROLLER COVERS w/ FRAME

ITEM	SIZE	NAP	SURFACE	PACKAGE TYPE	PACK
# PT01750	6"	3/16"	Smooth	Carded	6/27
# PT01752	6"	3/8"	Smooth to Semi Smooth	Carded	6/27
# PT01754	6"	3/4"	Rough	Carded	6/27

#### For Smooth Surfaces

- Use with Latex & Oil Paints
- Covered End Paints Corners
- For Kitchens, Doors, Bathrooms, Cabinets & More

#### For Rough Surfaces

- Use with Latex & Oil Paints
- Covered End Paints Corners
- For Deck, Stucco, Textured Surfaces & More



# PT01750

#### For Smooth to Semi-Smooth Surfaces

- Use with Latex & Oil Paints
- Covered End Paints Corners
- For Living Rooms, Bedrooms, Ceilings & More

# RC01750



### MICROFIBER ROLLER COVERS

ITEM	SIZE	NAP	SURFACE	PACKAGE TYPE	PACK
# RC01750	6"	3/16"	Smooth	2 pk. Polybag	6/27
# RC01752	6"	3/8"	Smooth to Semi-Smooth	2 pk. Polybag	6/27
# RC01754	6"	3/4"	Rough	2 pk. Polybag	6/27



### Micro Frames & Covers

- Fabric – for Semi-Smooth Surfaces
- Foam – for Smooth Surfaces (Do Not Use w/Lacquer or Shellac)
- Threaded Handle Rounded End Rollers



# PT01756

#### 4" Yellow Stripe Micro Roller w/Frame

# 79750	1/2" Yellow Stripe	11" Long Frame	pk. 6
# PT01756	1/2" Yellow Stripe	16" Long Frame	pk. 12

#### 4" Domed Foam Micro Roller w/Frame

# 79993	3/8" Nap Foam	11" Long Frame	pk. 6
# PT01758	3/8" Nap Foam	16" Long Frame	pk. 12

#### 6" Micro Cover w/Frame

# PT01772	1/4" Woven	23" Long Frame	pk. 12
# PT01774	1/2" Nap Polyester	23" Long Frame	pk. 12
# PT01776	1/2" Yellow Stripe	23" Long Frame	pk. 12
# 79752	1/2" Yellow Stripe	11" Long Frame	pk. 6
# 79751	1/2" Foam	11" Long Frame	pk. 6

#### 6" Domed Foam Micro Roller Cover w/Frame

# PT01778	3/8" Nap Foam	23" Long Frame	pk. 12
-----------	---------------	----------------	--------

# EXTENSION POLES

## Extension Poles

### SMOOTH FINISH LACQUERED HARDWOOD HANDLES

- For Paint Rollers, Brooms, General Purpose Use

ITEM#	LENGTH	THICKNESS	pk. 12
# TH40	4ft.	7/8"	
# TH45	4-1/2ft.	15/16"	



#### Threaded Wood Tip

ITEM#	LENGTH	THICKNESS	pk. 12
# TH50	5ft.	15/16"	
# TH60	6ft.	15/16"	

#### Threaded Metal Tip



ITEM#	LENGTH	THICKNESS	pk. 12
# THM40	4ft.	15/16"	
# THM45	4-1/2ft.	15/16"	
# THM50	5ft.	15/16"	
# THM60	6ft.	15/16"	

### ECONOMY EXTENSION W/TURN LOCK

- Aluminum Slider & Housing



24" - 48"	# WP00361	36" - 72"	# WP00362	
48" - 96"	# WP00363	72" - 144"	# WP00365	All pk. 12

### EXTENSION W/HEAVY TURN LOCK


- Anodized Aluminum Slider Tube & Handle for Maximum Flexibility & Reach



24" - 48"	# WP00381	
48" - 96"	# WP00383	
72" - 144"	# WP00385	
96" - 192"	# WP00386	All pk. 12

### 3-PC. SECTIONAL EXTENSION POLE

- Solid Wood
- Threaded Plastic Connectors



# WP00348 pk. 12/36

### CONTRACTORS CHOICE EXTENSION POLE

- Fiberglass Main Rod w/Hex Shaped Aluminum Slider Tube & Locking Mechanism at Preset Intervals



All pk. 6

	12" - 24"	# WP00390	60" - 120"	# WP00394
Tab Lock	24" - 48"	# WP00391	72" - 144"	# WP00395
	48" - 96"	# WP00393	96" - 192"	# WP00396

### VINYL COATED METAL HANDLE



7/8" x 47" # WP00244 pk. 24



7/8" x 48" # TAL248B pk. 12

### ONE PIECE FIBERGLASS EXTENSION POLE

- Metal Thread



48"	# WP00355	
60"	# WP00357	All pk. 12

### EXTENSION POLE MERCHANDISING RACK



# MA00065 pk. 1

## STOP FLOW™ STYLE W/ROTATING BARREL

- Stop Flow™ Feature Stops Caulk From Flowing or Dripping
- Rotating Barrel – Helps Apply Caulk in Hard-to-Reach Places

### For Standard Cartridge

- Smooth Rod Rugged & Dependable
- Nozzle Clean-out Tool
- Thrust Ratio: 10:1

# CG00138 pk. 6



### For Quart Cartridge Skeleton Style

- Smooth Rod Rugged & Dependable
- Nozzle Clean-out Tool
- Thrust Ratio: 10:1

# CG00128 pk. 6



### For Standard Cartridge Ratchet Style

- Built-in Spout Cutter Nozzle Clean-out Tool
- D-ring & Wrist Strap Ladder Hook
- Thrust Ratio: 7:1

# CG00122 pk. 6



### For Standard Cartridge Parallel Smooth Hex Rod

- Built-in Spout Cutter Nozzle Clean-out Tool
- D-ring & Wrist Strap Ladder Hook
- Thrust Ratio: 7:1

# CG00121 pk. 12



## AUTO STOP DRIP™

### For Standard Cartridge Pro Hex Rod

- Rubber Grommet Relieves Plunger of Back Pressure When Trigger is Released. This Causes The Caulk to Stop Flowing and Not Drip.
- Built-in Spout Cutter
- Nozzle Clean-Out Tool
- Thrust Ratio: 7:1

# CG00125 pk. 12

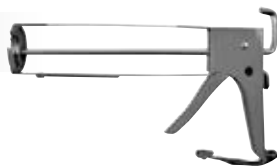


## STOP FLOW™ STYLE PARALLEL SMOOTH HEX ROD

### For Standard Cartridge Perfectly Balanced

- Deep Milled Cut Teeth Built-in Spout Cutter
- Nozzle Clean-out Tool D-ring & Wrist Strap Ladder Hook
- Thrust Ratio: 10:1

# CG00119 pk. 12



## STOP FLOW™ SKELETON STYLE

### For Standard Cartridge

- Hex Rod Nozzle Clean-Out Tool
- Thrust Ratio: 7:1

# CG00118 pk. 12



## ECONOMY RATCHET STYLE RUGGED

### For Standard Cartridge

- Heavy Gauge Steel Built-in Spout Cutter
- Nozzle Clean-out Tool Thrust Ratio: 7:1

# CG00111 pk. 24



### For Quart Cartridge

- Heavy Gauge Steel
- Built-in Spout Cutter
- Nozzle Clean-out Tool

# CG00124 pk. 6



## STOP FLOW™ STYLE SMOOTH ROD

### For Standard Cartridge

- Lever Pistol Rugged & Economical
- Heavy Gauge Steel Nozzle Clean-out Tool Thrust Ratio: 5:1

# 98FD Economy (Blue) pk. 6

# CG00108 Economy (Blue) pk. 24

# CG00109 Econocaulker (Red) pk. 24



### For Quart Cartridge

- Smooth Rod Lever Pistol Rugged & Economical
- Heavy Gauge Steel Nozzle Clean-out Tool Thrust Ratio: 10:1

# CG00129 pk. 6



## PARALLEL RATCHET CAULKER

### For Standard Cartridge Heavy Duty

- Deep Milled Cut Teeth Built-in Spout Cutter
- Nozzle Clean-out Tool D-ring & Wrist Strap Ladder Hook
- Thrust Ratio: 7:1

# CG00120 pk. 12



## SUPER RATCHET STYLE

### For Standard Cartridge

- Deep Milled Cut Teeth Built-in Spout Cutter
- Heavy Gauge Steel Nozzle Clean-out Tool
- Ladder Hook D-ring & Wrist Strap Thrust Ratio: 7:1

# CG00117 pk. 6



# SCRAPERS & PUTTY KNIVES

## Plastic Putty Knives

- Sturdy Plastic Tools  
Solvent Resistant



ITEM	SIZE	TOOL	PACK
# PT05602	2"	Putty Knife	36/432
# PT05603	3"	Putty Knife	36/288
# PT05604	4"	Scraper	36/216
# PT05606	6"	Scraper	24/144
# PT05608	8"	Taping Knife	12/144
# PT05610	10"	Taping Knife	12/144

### 3-Pc. PLASTIC SET

1-1/2" 2" 3"  
# 79770  
pk. 24/288



2" 3" 4"  
# PT05633  
pk. 24/288



## Wood Handle Putty Knives

ITEM	SIZE	PACK
# GX112W	1-1/2"	10/100
# GX2W	2"	10/100
# GX3W	3"	10/100



## Flexible Blade

### SCRAPERS/JOINT KNIVES WITH BRASS PLATED STEEL STRIKING HEAD

ITEM	SIZE	PACK
# PT06240	4"	10/50
# PT06250	5"	10/50
# PT06260	6"	10/50



Heavy Duty ABS Plastic Handle Resistant to Commonly Used Paint Thinners

## Economy Putty Knives

### PUTTY KNIVES & WALL SCRAPERS

- Shatterproof Plastic Handles & Precision Fitted Steel Blades



#### Red Plastic Handle

ITEM	SIZE	DESCRIPTION	PACK
# PT05713	1-1/2"	Putty Knife	Stiff 12/72
# PT05714	1-1/2"	Putty Knife	Flex 12/72
# PT05729	3"	Wall Scraper	Stiff 12/72
# PT05730	3"	Wall Scraper	Flex 12/72
# PT05734	4-1/2"	Taping Knife	Flex 6/72

### 3-Pc. SET

- 1-1/2"
- 3"
- 4-1/2"

# PT05736  
pk. 12/44



#### Orange Plastic Handle

ITEM	SIZE	TOOL	PACK
# 79215	5"	Scraper	Flex 10/100
# 79216	6"	Scraper	Flex 10/100
# 79211	10"	Scraper	Flex 10/100

## High Carbon Steel Blades

### SOLID PLASTIC HANDLE PUTTY KNIVES PROFESSIONAL GRADE

ITEM	SIZE	DESCRIPTION	PACK
# PT06212	1-1/4"	Putty Knife	Chisel 10/100
# PT06213	1-1/2"	Putty Knife	Stiff 10/100
# PT06214	1-1/2"	Putty Knife	Flex 10/100
# PT06223	2"	Putty Knife	Stiff 10/100
# PT06224	2"	Putty Knife	Flex 10/100
# PT06233	3"	Wall Scraper	Chisel 10/100
# PT06234	3"	Wall Scraper	Flex 10/100

- Mirror Finish Tempered High-Carbon Steel Blades
- Precision Ground
- Full Tang

### 5-IN-1 TOOL

# PT06385  
pk. 10/100



### CLIP POINT PUTTY KNIFE

# GXP1  
pk. 10/100



## High Carbon Steel

### HIGH CARBON STEEL BLADES PUTTY KNIVES PROFESSIONAL GRADE

- Comfort Grip

### 5-IN-1 TOOL

# PT05816  
pk. 6/36



ITEM	SIZE	DESCRIPTION	PACK
# PT05804	1-1/4"	Putty Knife	Flex 6/36
# PT05806	2"	Putty Knife	Stiff 6/36
# PT05807	2"	Putty Knife	Flex 6/36
# PT05810	3"	Wall Scraper	Stiff 6/36
# PT05811	3"	Wall Scraper	Flex 6/36
# PT05812	3"	Putty Knife	Chisel 6/36
# PT05813	4"	Joint Knife	Flex 6/36
# PT05815	6"	Joint Knife	Flex 6/36



### 4 Pc PUTTY KNIFE SET

- CONTAINS:
- 2" 3" 4"
- 6-in-1 Painting Tool
- Hammer Head

# PT05844  
pk. 6/36

- Comfort Grip Handle



# CHIP BRUSHES, DROP CLOTHS, & PLASTIC SHEETING

## Chip Brushes

### SINGLE X THICK

# BB00010	1/2"	36/864
# BB00011	1"	36/864
# BB00012	1-1/2"	36/864
# BB00013	2"	36/864
# BB00014	2-1/2"	12/432
# BB00015	3"	12/432
# BB00017	4"	12/288



- All Paints
- Interior/Exterior
- Smooth Natural Wood Handles



DOUBLE XX THICKNESS

### DOUBLE XX THICK

# BB00020	1/2"	24/288
# BB00021	1"	24/288
# BB00022	1-1/2"	24/288
# BB00023	2"	24/288
# BB00024	2-1/2"	12/144
# BB00025	3"	12/144
# BB00027	4"	12/144

## Drop Cloths & Plastic Sheeting

### WARP'S PLASTIC SHEETING



WARP12-4CH10-C



WARP6CH10-C

WARP3CH10-C

WARP4CH20-B

WARP4CH15-C

WARP4CH10-C



WARPCHA3-C

WARP3CH10-C	Polyfilm, 3Mil, 10'X25' - Clear	pk. 12
WARP3CH10-B	Polyfilm, 3Mil, 10'X25' - Black	pk. 12
WARP4CH-350-C	Polyfilm, 4Mil, 3'X50' - Clear	pk. 6
WARP4CH-350-B	Polyfilm, 4Mil, 3'X50' - Black	pk. 6
WARP4CH10-C	Polyfilm, 4Mil, 10'X25' - Clear	pk. 4
WARP4CH10-B	Polyfilm, 4Mil, 10'X25' - Black	pk. 4
WARP4CH15-C	Polyfilm, 4Mil, 15'X25' - Clear	pk. 4
WARP4CH15-B	Polyfilm, 4Mil, 15'X25' - Black	pk. 4
WARP4CH20-C	Polyfilm, 4Mil, 20'X25' - Clear	pk. 4
WARP4CH20-B	Polyfilm, 4 Mil, 20'X25' - Black	pk. 4
WARP6CH10-C	Polyfilm, 6 Mil, 10'X25' - Clear	pk. 4

WARP6CH10-B	Polyfilm, 6Mil, 10'X25' Black	pk. 4
WARP6CH20-C	Polyfilm, 6Mil, 20'X25' Clear	pk. 4
WARP6CH20-B	Polyfilm, 6Mil, 20'X25' Black	pk. 4
WARPCHA3-C	Polyfilm Asmt Display, 4Mil, Clear	pk. 12
WARPCHA3-B	Polyfilm Asmt Display, 4Mil, Black	pk. 12
WARP100G-2830	Flex-O-Glaze, 28X30"X10 Mil	pk. 5
WARP100G-3034	Flex-O-Glaze, 30X34"X10 Mil	pk. 5
WARP100G-3036	Flex-O-Glaze, 30X36"X10 Mil	pk. 5
WARP12-4CH10-C	Polyfilm, 4 Mil, 10'X25' - Clear	pk. 12
WARP12-4CH10-B	Polyfilm, 4 Mil, 10'X25' - Black	pk. 12



WARP3CH10-C

# DROP CLOTHS & PLASTIC SHEETING

## SMOOTH TRANSLUCENT – FLAT PACK

ITEM	THICK	WEIGHT	SIZE	PK.
# DC90050	0.3 mil	Light	9FT. x 12FT.	72
# 100DC/PDQ	0.9 mil	Medium	9FT. x 12FT.	12/48
# DC90101	1.0 mil	Medium	9FT. x 12FT.	36
# 250DC/PDQ	1.5 mil	Heavy	9FT. x 12FT.	12/36
# DC90202	2.0 mil	Heavy	9FT. x 12FT.	24
# DC90295	3.0 mil	Ex.Heavy	9FT. x 12FT.	12
# 225DC/PDQ	2.25 mil	Heavy	10FT. x 20FT.	12



## SMOOTH-EXTRA LARGE SIZES – FLAT PACK

ITEM	THICK	WEIGHT	SIZE	PK.
# DC90121	1.0 mil	Light	10FT. x 20FT.	24

## EMBOSSED DROP CLOTH – FLAT PACK

ITEM	THICK	WEIGHT	SIZE	PK.
# DE91100	1.0 mil	Heavy	9FT. x 12FT.	24
# DE91200	2.0 mil	Heavy	9FT. x 12FT.	12



## COTTON CANVAS DROP CLOTHS

ITEM	WEIGHT	SIZE	PK.
# DCC41208	8 oz.	4 FT. X 12FT.	6
# DCC60908	8 oz.	6 FT. X 9FT.	6
# DCC91208	8 oz.	9 FT. X 12FT.	4
# DCC91212	12 oz.	9 FT. X 12FT.	4



## ROLLED CLEAR PLASTIC SHEETING

ITEM	THICK	WEIGHT	SIZE	PK.
# DR91205	0.5 mil	Light	9FT. x 12FT.	72
# DR91210	1.0 mil	Medium	9FT. x 12FT.	48
# DR91220	2.0 mil	Heavy	9FT. x 12FT.	24
# DR91240	1.0 mil	Medium	10FT. x 20FT.	24

## PAPER-PLASTIC HALL RUNNER



ITEM	SIZE	PK.
# DC90579	3FT. x 20FT.	12

## PAPER-PLASTIC DROP CLOTH



ITEM	SIZE	PK.
# DC90590	9FT. x 12FT.	12

## PAPER DROP CLOTH



ITEM	SIZE	PK.
# DC90580	9FT. x 12FT.	12

## ROLLED CLEAR PLASTIC SHEETING

ITEM	THICK	WEIGHT	SIZE	PK.
# 225DC	2.25 mil	Medium	10FT. x 20FT.	12
# 1020DC	3.0 mil	Medium	10FT. x 20FT.	12
# 253DC	3.0 mil	Medium	10FT. x 25FT.	12
# 254DC	4.0 mil	Heavy	10FT. x 25FT.	6



## Safety Products

### 5PK DISPOSABLE DUST MASKS

- Protects Against Non-Toxic Dusts Only
- Adjustable Metal Clip

**POLY-BAG** pk. 12/144

# SP98805

**CLAMSHELL** pk. 12/144

# SP98815



### 50 PK. BOX CONTRACTOR PACK



# SP98850  
pk. 4/12

### SAFETY GOGGLES WITH POLY CARBONATE LENSES

- Shatter Resistant Lenses Anti-Fogging
- Vented Sides
- Adjustable Elastic Head Band



# SP98830  
pk. 12/144

### REUSABLE FILTER MASK

One Piece Construction



# SP98808  
pk. 12/144

### WRAP AROUND SAFETY GLASSES

- Full Coverage
- Adjustable Temples
- 99% UV Protection



# 103-1  
pk. 12/48

## Gloves

### LATEX GLOVES One Size Fits All Powdered

1 PAIR/BAG

- # 931S – Small
- # 931M – Medium
- # 931L – Large
- # 931XL – XLarge

pk. 12/144



HouseHold

10 CT. BAG



Disposable

# DLG10  
pk. 10/100

### VINYL GLOVES

Non-Powdered

8 CT. CARD

- Heavy Duty
- Non-Sterile
- Multi Purpose
- For Home & Industry



One Size Fits All

# SP98873  
pk. 12/72

### VINYL GLOVES Powdered

One Size Fits All

100 PK. BOX Opaque Non-Sterile

# SP98876 -Med/Lg pk. 10

# SP98871 -Lg/XL pk. 10



### LATEX GLOVES

One Size Fits All

100 PK. BOX Powdered

# SP98846 -Med/Lg pk. 10

# SP98841 -Lg/XL pk. 10



### BLUE NITRILE GLOVES

One Size Fits All

100 PK. BOX Powdered

# SP98856 -Med/Lg pk. 10

# SP98851 -Lg/XL pk. 10



### ALL-PURPOSE PREMIUM GLOVES

- Latex Reinforced with Neoprene Coating
- Textured Grip
- Puncture & Chemical Resistant
- Extra Long Cuffs
- Soft Flocked Lining



pk. 6/72

# 951M Medium

# 951L Large

# WIRE BRUSHES

## Stainless Steel Wire Brushes

- For Removing Rust & Corrosion From Metals
- Other Uses for Shop & Home Rust Proof Tynes

### Long Bent Handle w/Beveled Scraper

3 x 19 Rows  
# SS01319 pk. 12/48



### Shoe Handle w/Beveled Scraper

4 x 16 Rows  
# SS01416 pk. 12/48




### Beavertail Handle w/Beveled Scraper

4 x 11 Rows- Stainless Steel  
# SS01411 pk. 12/48



### Straight Back (Butcher Block) w/Large Beveled Scraper

• Works with Standard Acme Threaded Extension Pole  
6 x 19 Rows 7-1/4" Block  
# SS01619 pk.6/72



## Carbon Steel Wire Brushes

- For Removing Rust & Corrosion From Metals,
- Roughing-up Wood & Brushing Loose Stucco Surfaces
- Oil Tempered Carbon-Steel Wire Tynes
- Smooth Sanded Hardwood Block w/Hang-up Holes

### Long Bent Handle

3 x 19 Rows  
# BW00319 pk. 12/144



### w/ Scraper

3 x 19 Rows  
# BW01319 pk. 12/48



### Shoe Handle

4 x 16 Rows  
# BW00416 pk. 12/144




### w/Scraper

6 x 16 Rows  
# BW01416 pk. 12/144




### Straight Back (Butcher Block)

6 x 19 Rows 7-1/4" Block  
# BW00619 pk. 12/144



### w/Scraper

• Works with Standard Acme Threaded Extension Pole  
4 x 19 Rows 7-1/4" Block  
# BW01619 pk.6/72



4 x 11 Rows  
# BW01411 pk. 12/144

## Wire Scrub Brushes

### PERFECT PREP™ BRUSHES



- Black Rust Resistant Wires are Staple-set in Ergonomically Designed Blocks
- Each Block is Made of Light Sturdy Foam Plastic
- A Soft Red Rubber-like Insert Provides Comfort and Style

### Long Handle Wire Brush w/Scraper

4 x 19 Rows  
# BW01450 pk. 12



### Tight Spot Wire Brush

4 x 16 Rows  
# BW01452 pk. 12



### Scrubber Wire Brush

12 x 18 Rows  
# BW01454 pk. 12



### Two-Handed Wire Brush

4 x 31 Rows  
# BW01456 pk. 12



### Threaded Block Style Wire Brush

8 x 21 Rows  
# BW01458 pk. 12



## 30PC-WIRE BRUSH ASSORTMENT

# BW01460 pk. 1

- 6 each: BW01450, BW01452, BW01454, BW01456, BW01458 + 1 Free Rack WB1438

## Detail Brushes



### MINI CRIMPED WIRE BRUSH SETS

3-Pc. Brass Bristle # BW02337 pk. 12/72

3-Pc. Brass, Steel, Nylon

WOOD HANDLE # BW02340 pk. 12/72

RUBBER GRIP HANDLE # BW02333 pk. 6/144

### 3 x 7 MINI CRIMPED WIRE BRUSH SETS

- Wood Handles

BRASS # BW02137 pk. 36

STEEL # BW02138 pk. 36

NYLON # BW02139 pk. 36



### SMALL STRIPPING BRUSH WITH GREEN STIFF POLY BRISTLES

- For Light Work of Stripping of
- Tight Areas and Surface Cleaning # BW02107 pk.12/72



### 6-PC Wire Brush Set

# BW02360 pk. 6/24

- Nylon: 7-1/4" x 1-3/8"
- Brass: 7-1/4" x 1-3/8"
- Steel: 7-1/4" x 1-3/8"
- Nylon: 7" x 7/8"
- Brass: 7" x 7/8"
- Steel: 7" x 7/8"

## Steel Wool



All Packed 15 Bags per PDQ Display Box

### • 8 Pads

- # SW1-8
- # SW2-8
- # SW3-8
- # SW4-8
- # SW0-8
- # SW00-8
- # SW000-8
- # SW0000-8

GRADE	DESCRIPTION
#1	Medium
#2	Coarse
#3	Ex. Coarse
#4	Ex. Extra Coarse
#0	Fine
#00	Very Fine
#000	Extra Fine
#0000	Super Fine

### • 16 Pads

- # SW1
- # SW2
- # SW3
- # SW4
- # SW0
- # SW00
- # SW000
- # SW0000

## Industrial Brushes Natural Fiber

### ROOFING 7" Heavy Hardwood Block

# BM00481  
pk. 12



For applying roof coating as well as washing and cleaning brick, stone, and wood

### 3-KNOT ROOFING

Heavy Hardwood Block

# BM00482  
pk. 12



For application of all roof coatings. Use with tapered extension pole.

### MASONRY

6-1/2" Hardwood Block  
Hardwood Handle

# BM00485 pk. 12

For application of a variety of compounds to rough or smooth masonry surfaces



### ACID/WHITEWASH

7" Hardwood Block w/ 2 Holes for  
Tapered Handles (Handle Included)

# BM00487  
pk. 12

For applying acid paints and to clean brick and masonry



### DRIVEWAY & ROOF BRUSH W/SQUEEGEE


- Heavy Hardwood Block
- Sturdy Fiber
- Hardwood Handle



ITEM	SIZE	PK.
# PT03980	18"	24
# PT03981	24"	12

For application of driveway, roof coating and sealers including heavy blacktop coatings and crack fillers. Built-in squeegee for smooth surface finishing.

## Professional Sandpaper



### 3-2/3" x 9"

ITEM	DESCRIPTION	PK.
# GSP60	Coarse 5pc.	12/96
# GSP100	Med 6pc.	12/96
# GSP150	Fine 6pc.	12/96

### 4-1/2" x 11"

ITEM	DESCRIPTION	PK.
# GSP13-60	Coarse 8pc.	12/96
# GSP13-100	Med 10pc.	12/96
# GSP13-150	Fine 10pc.	12/96
# GSP13-220	Ex. Fine 10pc.	12/96

### 4-1/2" x 11" 20 SHEETS ASST.

Includes: 4-coarse  
8-med. 8-fine

# GSP13-200  
pk. 12/48

## STEEL WOOL PADS MULTI GRADE ASSORTMENT

### • 6 Pads per Bag

- Includes:
- 2 Fine Pads #00
- 2 Medium Pads #1, #2
- 2 Course Pads #3



# SWAS pk. 12/48

### 9" x 11" SANDPAPER ASST.

15 Sheets  
in a Pack

- Assorted Grits:
- Coarse Medium
- Fine Extra Fine

# FPP  
pk. 10/60



### 4-1/2" x 5-1/2" SANDPAPER ASST.

32 Sheets  
in a Pack

8pcs. of Each Grit:  
Coarse Medium  
Fine Extra Fine

# GSP32X  
pk. 12/72



### RUBBER SANDING BLOCK

# PT02589  
pk. 6/24



### 3" x 5" WET/DRY STRIPPING PAD

- Quickly & Easily  
Strips Curves &  
Irregular Surfaces

# PT02577  
pk. 6/24



# PAINT CAN ACCESSORIES & MIXERS

## Paint Can Accessories

### PAINT CAN & BOTTLE OPENER

Does Not  
Damage Lid Seal

**Bulk**

# PT02550  
pk. 250

**Carded**

# PT02551  
pk. 24/288



### HANDY TOOL

- Open and Close Lids
- Nail Puller
- Screw Driver
- Paint Roller Cleaner
- Bottle Opener
- Heavy Duty
- Small and Compact
- Perfect for Painters & Handymen

# PT02553  
pk. 12/72



### PAINT BRUSH & ROLLER SPINNER


- Spin Brushes & Roller Covers to Dry After Cleaning

# PT03540  
pk. 6



### 5-GAL. BUCKET LID LIFTER

# PT02556  
pk. 24



### ELASTIC PAINT STRAINER

100% Pure Polyester

1-Gal.

# PT02521

5-Gal.

# PT02525

Both pk. 72



## Power Mixers

### BUNG HOLE MIXER - METAL TIP

- For Use with an Electric Drill.
- Ideal Speeds 500-900 rpm.
- Slip-Free Hexagon Shaft. Easy to Clean.

19" Shaft 5-Gal. 1-3/4" Dia.

# PT03512  
pk. 12



### MUD MIXER - METAL TIP

- For Use with an Electric Drill.
- Ideal Speeds 500-900 rpm.
- Slip-Free Hexagon Shaft. Easy to Clean.

30" Shaft 5 to 30 Gal. 8" Dia.

# PT03524  
pk. 6



### SPINNER - PLASTIC TIP

- For Use with an Electric Drill.
- Ideal Speeds 500-900 rpm.
- Slip-Free Hexagon Shaft. Easy to Clean.

# PT03514  
pk. 12



14" Shaft  
Quart/Gallon  
2-1/4" Dia.

### POWER MIXERS - METAL TIP

- For Use with an Electric Drill.
- Ideal Speeds 500-900 rpm.
- Slip-Free Hexagon Shaft. Easy to Clean.

All pk. 6



17" Shaft 1 to 5 Gal. 2-3/8" Dia.

# PT03516

17" Shaft 5 to 10 Gal. 3-1/4" Dia.

# PT03518

23" Shaft 5 to 10 Gal. 4" Dia.

# PT03520

30" Shaft 5 to 30 Gal. 4-3/4" Dia.

## Masking Tape

### BLUE PAINTER'S TAPE



60 YARDS LONG

# BT34	3/4" Wide	pk. 64
# BT1	1" Wide	pk. 48
# BT15	1-1/2" Wide	pk. 32
# BT2	2" Wide	pk. 24

MADE IN USA

### GENERAL PURPOSE TAPE



60 YARDS LONG

# MT34	3/4" Wide	pk. 64
# MT1	1" Wide	pk. 48
# MT15	1-1/2" Wide	pk. 32
# MT2	2" Wide	pk. 24

## Heavy Duty Tape

### HEAVY DUTY TAPE GUN

- Includes: 2 Rolls of Tape!  
1-7/8" x 50yd = 100 Yards
- E-Z Grip



# 250CLG pk. 6/PDQ

### 2PK. CARTON TAPE



- Superior Quality
- 2" x 55 Yards

#### CLEAR

# 255CLX2	pk. 18
# 255CL	pk. 6/36

#### TAN

# 255TN pk. 6/36

### MINI TAPE-DISPENSER

50YD x 1-7/8" • CLEAR



# 250MD pk. 12/48

### 2" WIDE DUCT TAPE



60YD - SILVER & BLACK

10YD - GREY

Silver	# 26024S	# T903	pk. 54
Black	# 26024BLK		

pk. 24

## Reinforced Plastic Tarps



- Metal Grommets
- Heavy Duty Plastic
- Blue Color

ITEM	SIZE	PACK
# V68	6FT x 8FT	12/24
# V810	8FT x 10FT	12/24
# V1012	10FT x 12FT	9/18
# V1020	10FT x 20FT	8
# V1216	12FT x 16FT	12
# V1220	12FT x 20FT	10
# V1230	12FT x 30FT	4
# V1240	12FT x 40FT	3
# V1530	15FT x 30FT	3
# V1620	16FT x 20FT	8
# V2020	20FT x 20FT	6
# V2030	20FT x 30FT	4
# V2040	20FT x 40FT	2
# V3040	30FT x 40FT	1
# V4040	40FT x 40FT	1
# V4060	40FT x 60FT	1

## Heavy Duty Tarp

- Metal Grommets
- Reflects Heat
- Silver Color



ITEM	SIZE	PACK
# SV1216PDQ	12FT x 16FT	4

# TROWELS

## Trowels Hawk Taping Knife Mud Pan Brick Jointer

### ECONOMY SERIES TROWELS HIGH CARBON STEEL BLADES

Large Textured Handle



79840

### 9" x 4" SPREADING TROWELS

# 79840	Finishing Trowel	pk. 12/48
# 79838	Square Notched 1/4" x 3/8" x 1/4"	pk. 12/48
# 79836	Square Notched 1/16" x 1/16" x 1/16"	pk. 12/48
# 79837	V-Notched 3/16" Notch, 5/32" Deep	pk. 12/48

79836



79837



79838



### 9-1/2" x 4" MOLDED RUBBER GROUT FLOAT

# 79839 pk 6/24




### 1/2" x 5/8" METAL BRICK JOINTER

# BJ1 pk. 12/72



### 12" LONG PLASTIC MUD PAN

# PT05680 pk 12



Metal Scraping Bar

## PROFESSIONAL SERIES TROWELS

TROWEL BLADES ARE MADE OF CARBON STEEL, GROUND & POLISHED. HANDLES ARE WELDED SECURELY TO BLADES

### Hardwood Handles

#### 4-1/2" x 11" SPREADING TROWELS

Fine-Grained Hardwood Handle



Linoleum Trowel

# TR12 pk. 12

### Non-Slip Rubber Handles

#### 11" x 4-1/2" SPREADING TROWELS

# 79824 Sq. Notched 1/4" x 3/8" x 1/4"

# 79825 V-Notched 3/16" Notch, 5/32" Deep

# 79826 Smooth Finishing

# 79833 Sq. Notched 1/16" x 1/16" x 1/16"



79826



79833



79825



79824

All pk. 6/24

#### 7" GAUGING TROWEL

«Lacquered  
Hardwood Handle

# RT7  
pk. 12/60



#### 5" ROUND NOSE TROWEL

«Lacquered  
Hardwood Handle

# RT5  
pk. 12/60



#### 5" x 2" MARGIN TROWEL

«Lacquered  
Hardwood Handle

# MT5  
pk. 12/60



#### 2" MARGIN TROWEL

# 79822  
pk. 6/24



#### 10" TAPING KNIFE

• High Carbon Blue Steel

# 79823  
pk. 5/25



#### 12" HAWK

• Cold Rolled  
• Strong Lightweight Aluminum

# 79820  
pk. 4/16



### POINTING TROWELS- WOOD HANDLE

Fine-Grained Hardwood Handle

# PT5	5"	pk. 12
# PT6	6"	pk. 12
# PT7	7"	pk. 12
# PT10	10"	pk. 12



### POINTING TROWELS- RUBBER/PLASTIC HANDLE

# 79827 6" Blade pk. 12/120

# 79828 7" Blade pk. 12/120

# 79829 10" Blade pk. 12/60



## Utility Gloves

### MENS LATEX DIPPED PALM



- 100% Polyester
- Knit Wrist

**LARGE / X-LARGE**

**# 939**  
pk. 12/144

### MENS NITRILE DIPPED PALM



- 100% Polyester
- Knit Wrist

**LARGE / X-LARGE**

**# 943**  
pk. 12/144

### MENS POLY DIPPED PALM



- 100% Polyester
- Knit Wrist

**LARGE / X-LARGE**

**# 944**  
pk. 12/144

### 100% WHITE CANVAS



- Knit Wrist

**LARGE**

**# 901**  
pk. 12/144

### COTTON BROWN JERSEY



- Knit Wrist

**LARGE**

**# 903**  
pk. 12/144

### LATEX DIPPED PALM & FINGERS



- String Knit with Latex Dipped palm
- Hang Tag

**LARGE**

**# 923**      6 Pair Blue /  
pk. 12/144      6 Pair Red



**LARGE**

**# 923BLUE**      pk. 144  
**# 923RED**      Pairs per Case  
**BULK PACK**

### 100% COTTON STRING GLOVE



- PVC Dotted
- Sure Grip
- Knit Wrist

**LARGE / X-LARGE**

**# 927**  
pk. 12/72

### KNIT WRIST CANVAS



- PVC Dotted Palm Grip, Index Finger and Thumb

**LARGE / X-LARGE**

**# 900**  
pk. 12/144

### COTTON BROWN JERSEY



- Red Fleece Lining
- Side Opening
- Jersey Binding

**LARGE / X-LARGE**

**# 904**  
pk. 12/144

## Work Gloves

### LEATHER PALM & THUMB



- Knit Wrist
- Striped Cotton Back

**LARGE**

**# 906**  
pk. 12/144

### 2-1/2" RUBBERIZED SAFETY CUFF



- Leather Palm, Thumb, Fore-Finger and Knuckle Back
- Elastic Band
- Cotton Fleece Lining

**LARGE**

**# 907**  
pk. 12/72

### 4-1/2" RUBBERIZED SAFETY CUFF



- Leather Palm, Thumb, Fore-finger and Knuckle Back
- Elastic Band
- Cotton Fleece Lining

**LARGE**

**# 908**  
pk. 12/72

### 2-1/2" RUBBERIZED SAFETY CUFF



- Leather Palm, Thumb, Fore finger and Knuckle Back
- Elastic Band
- Cotton Fleece Lining

**LARGE**

**# 909X**  
pk. 12/144

### DELUXE LEATHER PALM FOREFINGER, THUMB & KNUCKLES



- Rubberized 2-1/2" Safety Cuff
- Elastic Strap at Wrist
- Cotton-Lined
- Extra Heavy Canvas Back

**LARGE**

**# 918**  
pk. 12/72



## Household Brooms

- With Vinyl Coated Metal Handle

### PLASTIC ANGLE BROOMS

#### LARGE SIZE

# 1123LG/C  
pk. 12



#### SMALL SIZE

# 1123SMV  
pk 24



## Industrial Rubber Gloves

### ROUGH FINGER

18" • 25 mil

- Adult Large
- Extra Heavy
- Rolled Cuffs
- Chemical & Acid Resistant



# 1463P  
pk. 10/60

14" • 30 mil

- Adult Large
- Extra Heavy
- Rolled Cuffs
- Chemical & Acid Resistant



# 1482P  
pk. 12/72

## Sponge Mops & Refills

### METAL SQUEEZE SPONGE MOP

Synthetic Sponge  
# F8003 pk. 6

#### REFILLS

- Fits Quickie® # 0272

Synthetic Sponge  
# 202R pk. 12

Cellulose Sponge  
# 202RCE pk. 12

Fits Most Standard Mops



### EASY CLEAN BUTTERFLY SPONGE MOP

Synthetic Sponge  
# BFM1 pk. 6

#### REFILLS

- Fits Quickie® # 0272
- Fits BFM1, BFM1CE

Synthetic  
# BFR1 pk. 12

Cellulose  
# BFR1CE pk. 12



### ROLLER MOP

- Scrubber for Stubborn Debris
- Super Absorbent Sponge
- Heavy Duty Wringer

# F8011 pk. 6

#### REFILL

# F8011R pk.6/48



### PLASTIC SPONGE MOP

- Rust Free Plastic Head

# F8007  
pk. 12



### PVA ROLLER MOP

- Revolutionary Super Sponge Mop
- Aluminum Handle

# F8008  
pk. 12



## Dust Mops & Refills

### 18" SWIVEL DUST MOP

#### 54" EXTENSION HANDLE

- 100% Cotton Yarn
- 360° Swivel Frame
- Tough Fabric Backing

# DM2  
pk. 6



PICKS UP EVERYTHING!

## Deck Mops & Refills

### WIRE BOUND YACHT MOPS

5 PLY

All packed 12

#### Wood Handle

# 8YMWB  
# 10YMWB  
# 12YMWB  
# 16YMWB

# 20YMWB  
# 24YMWB  
# 32YMWB



## Linoleum Deck Scrub Brush

- Wood Handle & Block
- Stiff Polypropylene Bristles

# MET700/3  
pk. 12

- Polypropylene Bristles

# MET600/3  
pk. 12





## Cotton Mops & Mop Sticks

### 100% COTTON YACHT MOPS WITH HANDLE

- 48" Vinyl Coated Metal Handle
- Plastic Connector

4 PLY

All pk. 12

# 8YM	# 8
# 10YM	#10
# 12YM	#12
Pro # 16YM	#16
# 24YM	#24



### 100% COTTON DECK MOP REFILLS

- Plastic Connector

All pk. 12

# DM8	# 8
# DM10	#10
# DM12	#12
Pro # DM16	#16
# DM24	#24



## Squeegees

### EXTRA LONG REACH SQUEEGEE

20" Wood Handle

- 12" Head w/Net Covered Poly Sponge

# BAR1212  
pk. 12



## Household Mops Sticks

### JAW HANDLE JR.

- 48" Lacquered Hardwood Handle
- For Mops w/ Wide Headbands

# 00402  
pk. 12



### CENTER BOLT JR.

- 48" Long Hardwood Handle

# 00403  
pk. 12



### SPRING MOP STICK

- Metal Spring • 48" Handle

WOOD HANDLE  
# 00401W pk. 12

VINYL COATED METAL HANDLE

# HMS pk. 12



## Bowl Brushes

- Plastic Handle
- 15" Long

# 0196  
pk. 48



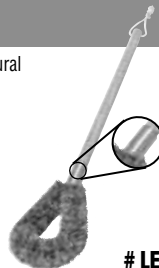
- Sturdy Brush Holder
- Plastic Brush
- Asst. Colors

# 0157  
pk. 24



- 100% Natural Fiber with Wooden Handle
- Vinyl Bumper

# LE216  
pk. 12



## Scrub Brushes

### POINTED

# MET691  
pk. 12



### PALMYRA

8"

# MET2830  
pk. 12



### IRON SHAPED

- Nylon Bristle
- Assorted Colors

# F2004  
pk. 12



## Scourers

### ZINC

2/BAG  
17 grams

# Z17/2  
pk. 12/72



### WHISK BROOM

- 100% Natural Corn
- Metal Hang-Up Ring
- Strong Stitching

# 761  
pk. 12



## Dust Pans

- PLASTIC • Clip-On • All Plastic • Assorted Colors • Rubber Edge

# F1419  
pk. 24



### 13" JUMBO

# F1489  
pk. 12



### PAN & BRUSH SET

- Assorted Colors
- Standard Plastic Counter Brush

# F1429  
pk. 24



- PLASTIC WITH LONG UPRIGHT HANDLE

26"

# 0149  
pk. 24





# BRUSHES & BUCKETS

## BOTTLE BRUSHES

- Round Head
- Long Handle



# BR4141  
pk. 8

- 12" Curved Head for Easy Reach



# BR2003  
pk. 12

## FOAM HEAD BOTTLE BRUSH

- Scrubber Tip for Stubborn Debris



# BR4133  
pk. 12

## MOPETTE FOAM BRUSH-2PK.

- Assorted Colors



# F2008  
pk. 12

## BATHROOM/KITCHEN TILE BRUSH

- Narrow Head with Stiff Scrubbing Bristles



# BR4132  
pk. 12



## PLASTIC BOWL BRUSH

- Long Handle



# 0171  
pk. 12

## EZ GRIP IRON BRUSH

- 4-1/2" Long



# F1002 pk. 12

- 5-1/2" Long



# F1000 pk. 8

## EZ GRIP SCRUB BRUSH

- 6" Long



# SB4213 pk. 12

- 8-1/2" Long



# SB203 pk. 12

## PLASTIC SCRUB BRUSH

- 7" Long



# SB2093 pk. 12

## ROUND SCRUB BRUSH


- 2-1/4" Head Diameter



# SB2814 pk. 12

## VEGGIE BRUSH WITH PEELER AND CORER

- Multi-Function Brush




# BR4142 pk. 8

## LARGE HEAD DISH BRUSHES

- Scrubber Bristles for Stubborn Debris
- Long Handle

Both pk. 8



# BR4163



# BR4161

## PLASTIC NAIL BRUSH

- Stiff Bristles



# BR2803 pk. 12

## All Purpose Plastic Pails

### UTILITY BUCKET

- Heavy Duty
- Color May Vary
- Steel Pail Handle

# 1234E pk. 10



5 GAL.

### WITH WRINGER

12 qt.

- Steel Handle

# 2960 pk. 12



### WITH LOCKING COVER

16 qt. # 2309 pk. 12



## ASSORTED PASTEL COLORS

10 Quart (Round) w/Spout

# BK10QT pk. 12

9 Quart (Rectangular) • Steel Handle

# BK9QT pk. 12

21 Quart (Round)

# BK21QT pk. 12



9 qt.

10 qt.

21 qt.

- 3 Shades: Beige, Grey, Violet

## Buckets & Wringers

### **GALVANIZED STEEL WRINGER** **HEAVY DUTY**

- Side Press Wringer
- Fits Mop Buckets over 28 qt.



#2000W  
pk. 1

### **24 QT.**

- 2" Non-Marking Castors
- Side Press Wringer
- Removable Divider



# 24QSPW  
pk. 1

### **38 QT.**

- Side Press Wringer
- 3" Non-Marking Castors



# 38QSPW  
pk. 1

### **35 QT.**

- Down Press
- Non-Marking 3" Castors



# 35QTW  
pk. 1

### **DOWN PRESS WRINGER ONLY**



# 4000YW  
pk. 1

## Divided Buckets W/Wringers

- Side Press Wringer • Separate Clean & Dirty Water • 3" Non-Marking Castors

### **36 QT.**

# 36QSPYW  
• Yellow

# 36QSPGW  
• Green

# 36QSPBW  
• Blue



All Packed 1

## Janitor Items

### **JANITOR CART**

- 3 Sturdy Shelves
- High Density Grey Color Plastic
- Non-Marring Large 8" Rear Wheels and 4" Front Swivel Casters
- Mop/Broom & Accessory Holders
- Waste Can/Mop Bucket Platform
- 25 Gallon Reinforced Vinyl Bag



# D-011B pk. 1

### **TRASH CAN DOLLY**



- 5 Sturdy 3" Castors
- Industrial Quality Grey Plastic
- Fits Under 44 Gallon Bins from Rubbermaid®, Contico® & Others

# B101C pk. 1

## Wet Floor Caution Signs

### **STANDARD PATTERN**

- English/Spanish
- 25" High



# WF100Y  
pk. 6

### **HEAVY PATTERN**

- English/Spanish
- 26" High



# WF124Y  
pk. 6

### **CAUTION CONE**

- English/Spanish
- Removable Top Sign
- 37" High with Sign
- 27" High without Sign



# WFCONE  
pk. 5

## Vinyl Floor Runners

- Ideal for carpets less than 5/8" thick

# FRC6 Clear 27" x 72"

# FRC12 Clear 27" x 144"

All pk. 1



# FRH/C Clear • 27" x 100ft.

# FRH/G Gold • 35 Gauge

# FRH/GN Green

All pk. 1



### **INDUSTRIAL RIBBED VINYL**

- Wide Rib - 5/32" Thick
- Heavy Weight 36" x 50ft.

# FRC/BK Black

# FRC/BR Brown All pk. 1

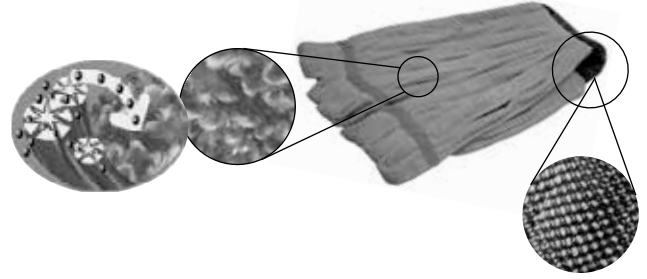


Rubber Like Matting



## Microfiber Heavy Duty Mops

- Great for Healthcare
- Long Lasting
- Exceptional Absorbency
- 30% Polyamide 70% Polyester
- No Linting
- Great for Rough Surfaces




**BLUE COLOR # MM34** Medium **All packed 12**  
**MICROFIBER # MM38** Large

## Dust Mops and Frames

### QUICK CHANGE METAL FRAME

3" WIDE		pk. 6		5" WIDE	
# 30230	3" x 30"	# 35218	5" x 18"	pk. 6/12	
		# 35224	5" x 24"	pk. 6/12	
		# 35236	5" x 36"	pk. 6/12	
		# 35248	5" x 48"	pk. 6/48	
		# 35260	5" x 60"	pk. 6/12	
		# 35272	5" x 72"	pk. 6/48	



### Z BAR FRAME

- 3- 3/4" Gripper

All pk. 12  
 # 35248Z 5" x 48"



### FRINGED COTTON HEADS

3" WIDE		pk. 6		5" WIDE		pk. 12/48	
# 32036	3" x 36"	# 37024	5" x 24"				
		# 37036	5" x 36"				
		# 37048	5" x 48"				
		# 37060	5" x 60"				
		# 37072	5" x 72"				



### LOOPED H/Q BLENDED HEADS

3" WIDE		pk. 6/48		5" WIDE		pk. 6/48	
# 30030	3" x 30"	# 35018	5" x 18"				
		# 35024	5" x 24"				
		# 35036	5" x 36"				
		# 35048	5" x 48"				



## Mop Chart

### FIBERS:

#### Cotton Mops—Basic Cleaning Needs!

The cut-end is the standard, most popular and MOST economical (in the beginning) mop style. Great for absorbing liquids. Used for spills, and basic floor cleaning at the lowest cost. They are a disposable item since they cannot be laundered and are not recommended for use with laying finish as they absorb too much liquid. Cotton mops need a break in period due to the natural oils in the fiber.

#### Rayon Mops—Great for Finish!

Rayon mops lint much less than cotton mops and have a slower absorption rate making this a cost effective mop to lay finish. Rayon mops need no break in period and can be used for basic cleaning needs.

#### Blended Mops—Commercial Use!

Blended mops offer the best combination of water retention/strength and performance. These are the choice of healthcare/commercial users.


### STYLES:

#### Cut-End Mops—Lowest Cost!

Low initial cost, but not long lasting. Poor coverage area and tends to lint leaving yarn on floors. Tangles frequently due to the loose fibers.

#### Looped Mops—Improved Performance!

Looped-end mops perform better and last longer. They have a better coverage area than cut end mops and lint much less.



## Janitorial Grade, Industrial Quality Mesh Band Mops


## Wide Nylon Scrubbing Band

### SADDLE LOOPS MOPS 100% COTTON • Low lint



5" WIDE MESH BAND

- Performs Better and Lasts Longer than Regular Mops
- Excellent Water Absorption and Retention
- Designed for Professional and Cleaners
- Washable



All Packed 12

### 4 PLY- COTTON BLEND LOOP MOPS- 5" WIDE MESH BAND

COLOR	SMALL	MEDIUM	LARGE	EXTRA LARGE
Blue	# 81716-B	# 81720-B	# 81724-B	# 81732-B
Green	# 81716-G	# 81720-G	# 81724-G	# 81732-G
White	# 81716-W	# 81720-W	# 81724-W	# 81732-W



All Packed 12

### PREMIUM RAYON- 5" WIDE MESH BAND

LARGE	Blue	# 84024-B
	Green	# 84024-G

EXTRA LARGE	Blue	# 84032-B
	Green	# 84032-G
	Orange	# 84032-O

### 8 PLY All Packed 12

# 81216	Small
# 81220	Medium
# 81224	Large
# 81232	X-Large

### FINISHING LOOP MOPS • RAYON BLEND • CANDY STRIPE BLUE/WHITE

- Reversed Tailband – No streaking
- No Linting



5" WIDE MESH BAND

### All Packed 12

# 82016BW	Small
# 82020BW	Medium
# 82024BW	Large
# 82032BW	X-Large

## Industrial Grade Saddle Wet Mops

### 8 PLY

### COTTON YARN Cut End Mops

- Trade Sized by Number, One Step

### All Packed 12

# 81010	#10
# 81012	#12
# 81016	#16
# 81020	#20
# 81024	#24
# 81032	#32



### 4 PLY

### BLENDED YARN

- Trade Sized by Number, One Step

### All Packed 12

# SQ16	#16
# SQ20	#20
# SQ24	#24
# SQ32	#32





# INDUSTRIAL CLEANING SUPPLIES

## Janitorial & Industrial Quality Mop Sticks

### SPRING LEVER HANDLE

- 54" Long Hardwood Handle

# JMS



Both pk. 6

### JAW-GRIP HANDLE

- For Use with Wideband Mops
- 54" Hardwood Handle

# JMC



- 60" Hardwood Handle

# JMCEX

Both pk. 6

### JANITOR CENTER BOLT

- 7" Wide Head
- 54" Hardwood Handle



# JMSW pk. 6

### DUST MOP HANDLE

- Quick Change Style
- 48" Long Aluminum Handle

# 401572

- 54" Long Wood Handle

# 401570



Both pk. 6

### 54" INDUSTRIAL GRADE HARDWOOD HANDLES

- Jawmate Mopstick
- Quick Change Mopstick

# 00902/W



# 00903/W

Both pk. 6

### INDUSTRIAL GRADE FIBERGLASS HANDLES

- Quick Change Mopstick

# 00903Y Yellow 54"

# 00903B Blue 54"

# 90360Y Yellow 60"

# 00903B-60 Blue 60"

- Jawmate Mopstick

# 00902Y Yellow 54"

# 00902B Blue 54"

# 90260Y Yellow 60"

# 00902B-60 Blue 60"



All pk. 6

### TELESCOPIC EXTENSION POLE W/SWIVEL HANGING HOLE

WHITE # 400290

BLUE # 400285

- Acme Thread
- Vinyl Covered Steel



EXPANDS TO 5FT

Both Packed 6

## Janitorial & Industrial Quality Handles

For Brooms, Paint Rollers, General Purpose

### WOOD

#### THREADED

ITEM#	LENGTH	THICKNESS
# TH40	4ft.	7/8"
# TH45	4-1/2ft.	15/16"
# TH50	5ft.	15/16"
# TH60	6ft.	15/16"

### METAL HANDLE

#### THREADED

- Vinyl Coated
- 7/8"x 48" Metal Handle

# TAL248B pk. 12

### WOOD

#### THREADED METAL TIP

ITEM#	LENGTH	THICKNESS
# THM40	4ft.	15/16"
# THM45	4-1/2ft.	15/16"
# THM50	5ft.	15/16"
# THM60	6ft.	15/16"

### WOOD

#### TAPERED

ITEM#	LENGTH	THICKNESS
# TA40	4ft.	7/8"
# TA45	4-1/2ft.	1-1/8"
# TA50	5ft.	1-1/8"

### Scourers Bulk

15 gm. Copper

# K1324 pk. 24/1152

### FLOOR FINISH APPLICATOR



10" WITH WOOD BLOCK

# 79774 pk. 4

10" REFILL ONLY

# 79774R pk. 12

18" WITH WOOD BLOCK

# 79773 pk. 4

18" REFILL ONLY

# 79773R pk. 12

## Industrial Bowl Brushes

### BOWL MOP SWAB

- 100% Acrylic Fiber with 17" Plastic Handle



# 0197 pk. 72/144

### BOWL BRUSH W/ WOODEN HANDLE

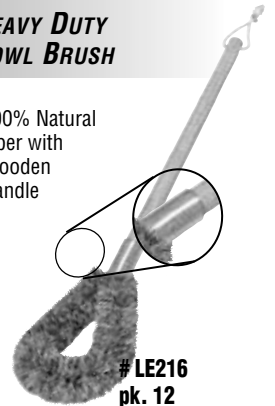
- Polyethylene Fibers
- Straight Wire



#50201 pk. 24

### HEAVY DUTY BOWL BRUSH

- 100% Natural Fiber with Wooden Handle



# LE216 pk. 12

## Urinal Screen



- 4oz
- Cherry Scent

# US4B pk. 12/PDQ



- 4oz Refill

# UDT4 pk. 12

## H.B. Smith® Brooms

### PALMYRA BRISTLE GARAGE BROOMS

- 4-1/2 ft. Handle
- 4" Trim
- Hardwood Block

- # GB14 14"
- # GB16 16"
- # GB18 18"
- # GB24 24"
- # GB30 30"
- # GB36 36"

All pk. 12

ALSO, AVAILABLE HEAD ONLY  
Add (H) After Item #

### PLASTIC BRISTLE PUSH BROOMS

- Hardwood Handle
- Polypropylene Bristle
- Lacquered Hardwood Block
- Indoor/Outdoor

- # PPB10 10"
- # PPB14 14"
- # PPB18 18"
- # PPB24 24"
- # PPB36 36"

All pk. 12



ALSO, AVAILABLE HEAD ONLY  
Add (H) After Item #

### TAMPICO PUSH BROOMS HEADS ONLY

- Hardwood Block
- Hold Solution While Cleaning
- Tampico Fiber

- # 92012 12"
- # 92014 14"
- # 92016 16"
- # 92018 18"
- # 92024 24"
- # 92030 30"
- # 92036 36"

All pk. 12



Use with handles #THM50 or #THM60

### 100% BROWN PALMYRA BRISTLE ROMA DECK SCRUB

- 10" Long, Heavy Duty Hardwood Block
- 4-1/2 ft. Tapered Handle

3-1/2" TRIMMED



# D10 pk. 12

ALSO, AVAILABLE HEAD ONLY  
ADD (H) AFTER ITEM #

# D10H pk. 12

### 100% PALMYRA BRISTLE STREET BROOM

- Heavy Duty
- 16" Long Hardwood Block
- 6-1/2" Trimmed
- 4.5 ft. Tapered Handle



# SB16 pk. 6

ALSO, AVAILABLE HEAD ONLY

# SB16H pk. 6

### PALMYRA BRISTLE 14" BROOM

w/4-1/2 ft. Threaded Handle



# V46 pk. 12

### Lobby Brooms

- Corn Bristle
- 27" Handle



# LCB1 pk. 12

- Plastic Bristle



# LCB2 pk. 12



- Straight Plastic Bristles

# LBA1 pk. 12

### Corn Brooms

All pk. 6

# 2018	Household	18Lb.	4 Stitches	15/16" Handle
# 2022	Deluxe	22Lb.	4 Stitches	1" Handle
# 2028	Warehouse	28Lb.	4 Stitches & Metal Band	1-1/16" Handle
# 2032B	Janitor	32Lb.	5 Stitches & Metal Band	1-1/8" Handle
# 2036	Industrial	36Lb.	6 Stitches & Metal Band	1-1/4" Black Handle



### Utility Brushes & Applicators

#### DUAL HANDLE TRUCK & WALL BRUSH

- Includes Threaded & Tapered Holes
- Constructed w/Plastic Blocks and Synthetic Nylon Bristle
- Bristles: 2-1/2" Long
- 10" Wide



# 50066 pk. 6

#### COUNTER BRUSH

- Horse Hair & Polystyrene Blended Bristles
- Lacquered Hardwood Handle

pk. 12




# CB8 8"

### Broom Braces

- Push Broom Brace # 400600
- Wing Broom Brace # 400610

Both packed 10



- Steel Brace Fits Securely to Sweep Blocks for Extra Handle Support

#### RADIATOR DUST BRUSH

- Hardwood Handle • Horse Hair Bristle



# 58861 pk. 12/72

#### PALMYRA BRISTLE POT BRUSH

Both packed 12

# PB8 8"

# PB20 20"



### Professional Angle Brooms

- Cut and Shaped for Easy Sweeping
- Use Flagged Fill for Sweeping Fine Dust and Dirt
- Suitable for Wet or Dry Areas High Density Polypropylene Fill
- Twice the Weight of Ordinary Handles
- Swivel Cap

#### LARGE

57" # ABHDLG pk. 12

#### SMALL

49" # ABHDSM pk. 12



### LAMBSWOOL DUSTER

- 100% Natural Lambswool
- 16" Long
- Steel Acme Thread
- Strong Metal Frame

# WC16 pk. 1/12



### 3" ANGLED FLOOR SCRAPER

- High Carbon Stainless Steel Blade
- Threaded End for Pole
- Ergonomic Grip
- Metal Ferrile



# 79821 pk. 10/50

## Industrial Dust Pans

### COMMERCIAL PLASTIC TOUGH & FLEXIBLE

# 712  
pk. 12



### BLACK STEEL

# HBC6  
pk. 12



### LOBBY DUST PAN

- Strong Aluminum Handle
- High Impact 12" Plastic Hopper
- Handy Broom Cap

# 812CLN  
pk. 6



### METAL HOPPER w/ HARDWOOD HANDLE


# 0147  
pk. 12



### JAIL-SAFE CORN BROOM

- 32lb Broom • No Wires
- 6 Sews • 1" Wood Handle
- Tied with Nylon Twine

# 403081  
pk. 6



## Squeegees

### WINDOW SQUEEGEES


- Chrome Plated Brass Handle & Frame
- Precision Cut Rubber Blades for Professional, Streak Free Performance



# WIN8 | 8" Blade | pk. 6/24  
# WIN12 | 12" Blade | pk. 6/24

### HEAVY DUTY STEEL FLOOR SQUEEGEES

- Single Blade
- Head Only



- Use w/Tapered Wood Handles  
# TA45, # TA50, # TA60

All pk. 6

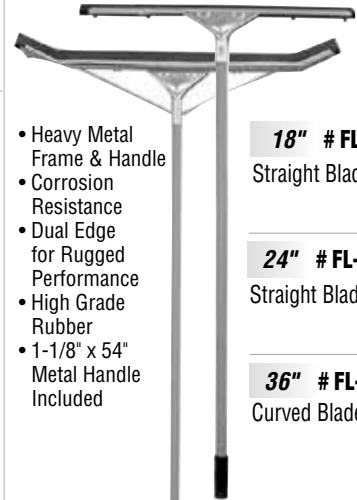
# FL-18S | 18" Straight Blade  
# FL-24S | 24" Straight Blade

### WINDOW SQUEEGEE REFILL

- Fits WIN Series Squeegees
- 10" Blade

# REF-10 | pk. 12

### STANDARD FLOOR SQUEEGEES



- Heavy Metal Frame & Handle
- Corrosion Resistance
- Dual Edge for Rugged Performance
- High Grade Rubber
- 1-1/8" x 54" Metal Handle Included

18" # FL-18  
Straight Blade

24" # FL-24  
Straight Blade

36" # FL-36  
Curved Blade

All pk. 6

## Self-Adhesive Vinyl Tiles

- Self Adhesive • UV Resistant Coating • Heavy 1.2mm. • 108 ctns. per Pallet
- Due to Printing — Colors are Approximate


45 sq. ft. Per Carton




RT08069



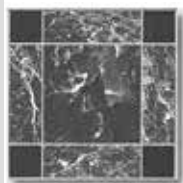
RT2294



RT95015



RT6422A



RT9501



RT95012



RT2001



RT9503



RT95011




RT96017




RTWP62



RT1708



RT4022



RT4023



RT4032



RT6082



RT7011



RT4041



RT4042



RT4051



RT4052



## Ropes

### YELLOW TWISTED POLY ROPE

- Resists Abrasion, Rot, Mildew, Oil, Gas
- All Purpose Use

**1/4" DIAMETER 50ft.**

# 85006  
pk. 18



**1/4" DIAMETER 100ft.**

# 81006  
pk. 12

### TIE DOWN ROPE

- Braided Poly
- Maximum Strength & Knotting

**7/32" DIAMETER 50ft.**

# 73250  
pk. 12/PDQ



### SISAL ROPE

- Maximum Strength • Biodegradable
- Recyclable • All Natural Sisal Fiber

ITEM#	SIZE	PACK
# AA 145S	1/4" x 50ft	18
# AA 385S	3/8" x 50ft	12
# AA 125S	1/2" x 50ft	12
# AA 141S	1/4" x 100ft	12
# AA 381S	3/8" x 100ft	4
# AA 121S	1/2" x 100ft	4



## Twines • PDQ Displays

### BUTCHER COTTON TWINE

**1/4 LB.**

# AA 1719  
pk. 16/PDQ



**1/2 LB.**

# AA 1720  
pk. 18/PDQ

### 2 PLY SISAL TWINE

**150 FT.**

# AA 165 pk. 12/PDQ



**300 FT.**

# AA 330 pk. 12/PDQ



### JUTE TWINE

**300 FT.**

- Heavy Weight
- All Purpose



# AA 332  
pk. 12/PDQ

### 3 PLY POLY TYING TWINE

**150 FT.**

- All Purpose



# AA 265P  
pk. 12/PDQ

### TWISTED POLY TWINE

- High Strength • Light Weight
- PDQ Box

**150 FT.**

# AA 165P  
pk. 12/PDQ



**300 FT.**

# AA 330P  
pk. 16/PDQ

### 3 PLY NYLON TWINES (MASON TWINES)

- All Purpose Utility Twine

# 18 **225 FT.**

# AA 22518  
pk. 15/PDQ



# 36 **225 FT.**

# AA 23036  
pk. 12/PDQ



### 3 PLY JUTE TWINE

**5 LB.**

# AA JT5  
pk. 6/PDQ



### TYING TWINE

**10 LB.**

# NT10  
pk. 4



## All Our Clotheslines Come in New Easy to Display Boxes!!

### 100% Cotton Braided Clotheslines • Sash Cord

- Best Quality • Solid • High Strength – Low Stretch



# 6 **50ft.**

• 6/32" Diameter  
# 65001  
pk. 24

# 6 **100ft.**

• 6/32" Diameter  
# 61001  
pk. 24

# 7 **100ft.**

• 7/32" Diameter  
# 71001  
pk. 12

# 8 **100ft.**

• 8/32" Diameter  
# 81001  
pk. 12



### Poly Braided Clotheslines



# 7 **50ft.**

• 7/32" Diameter  
# 75002 pk. 18

# 7 **100ft.**

• 7/32" Diameter  
# 71002 pk. 12

# 8 **100ft.**

• 8/32" Diameter  
# 81002 pk. 12



# 8 **100ft.**

• 8/32" Diameter  
# 81003 pk. 12

**BLUE & WHITE**



# 8 **100ft.**

• 8/32" Diameter  
# 81004 pk. 12

**RED & WHITE**



**Pest Supplies & Insecticides**



**ZAP-A-ROACH® BORIC ACID  
ROACH KILLER IN POWDER DISPENSER**

5 oz.

100%  
Boric  
Acid



# ZAP 852 pk. 24/PDQ

1 LB.



# ZAP 854 pk. 12/PDQ

**BLACK JACK®  
BEDBUG SPRAY**

7.5 oz. Can

- Kills Bed Bugs,  
and Fleas



# 256891 pk. 12

**SUPER 25 FORMULA X  
ROACH & BUG KILLER**

1 Gallon Can



# SAF 205 pk. 6

**BLACK JACK®  
BUG, ROACH & ANT KILLER**

1 Gallon Can



# SAF 622 pk. 6

**BLACK JACK®  
JET ACTION CRAWLING INSECT**

12.75 oz. Can

- Kills Fleas, Roaches, Ants



# 256894 pk. 12

**BLACK JACK®  
HOUSEHOLD INDOOR FOGGER**

7.5 oz. Can

- Kills Fleas, Roaches,  
House Flies



# 256893 pk. 12

**Roach Killers**

**ROACH & INSECT GLUE TRAPS**

- Baited • Non-Poisonous • Disposable
- Ready to Use

**4 PK. TRAYS**

# GTM412G  
pk. 12

**2 PK. ROACH HOUSE**

# GTR2  
pk. 15/60



**12 PACK POISON DISCS**

- Disposable
- Ready to Use

**6 PK.**

# RG6-2  
pk. 12

**12 PK.**

# RG12  
pk. 12



**Mice & Rat Killers**

**GLUE BOARDS**

- Non-Poisonous • Disposable
- Non-Hardening Non-Flowable Glue

**72 SINGLE BOARDS IN PDQ**

Board Size:  
5-1/4" x 8"

# 72MB  
pk. 1 PDQ BOX



**2 BOARDS PER BAG W/HEADER**  
• 36 BAGS IN PDQ



Board Size:  
5-1/4" x 8"

# 2MB  
pk. 36 / PDQ

**WOODEN MOUSE & RAT TRAPS**



# TM2

# TR1



# TM1EZ



ITEM #	DESCRIPTION	PACK
# TM1	2pk. Mouse Trap	12/72
# TM2	4pk. Mouse Trap	12/36
# TR1	1pk. Rat Trap	12/48
# TM1EZ	2pk. Mouse Trap with Cheese Style Bait Pedal	12/72

**GLUE BOARDS**

**RAT BOARDS — 2PK CUTCASE**

- Board Size: 8" x 10-3/4"
- Perfect for Damp Areas
- 2pk-Poly Bag

# HBCRB  
pk. 24



**RAT BOARDS — 70 PCS**

- Cut Case
- Board Size: 6" x 12"
- Perfect for Damp Areas

# 60MB  
pk. 1



**MOUSE GLUE TRAPS (TRAYS)**

- Non-Hardening Glue • Non-Flowable • Disposable • Baited • Non-Poisonous

**4PK. MOUSE TRAP**

- PDQ Display

# A1011PDQ  
pk. 12/72



**4 PK. MOUSE TRAP**

# A1104N  
pk. 24

**6 PK.**

# A1106  
pk. 12



**RAT GLUE TRAPS**

**2 PK. RAT TRAP**

# A1403PDQ  
pk. 12



**MOUSE GLUE TRAPS (TRAYS) • Professional Grade • More Glue**

- Baited and Scented • Non-Poisonous

**2 PK. MOUSE TRAP**

# A102N  
pk. 24



**4 PK. MOUSE TRAP**

# A104N  
pk. 24



**2 PK. RAT TRAP**

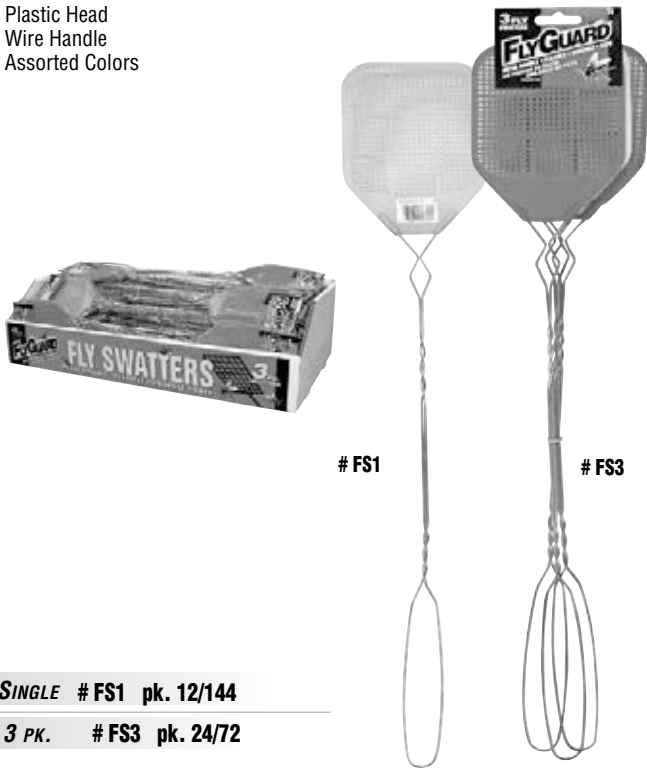
# A402N  
pk. 12



**Flying Insect Control**

**FLY SWATTERS**

- Plastic Head
- Wire Handle
- Assorted Colors



**SINGLE # FS1 pk. 12/144**

**3 PK. # FS3 pk. 24/72**



**# FS1011**

**# FS1011X3**

- All Plastic • Assorted Colors

**SINGLE # FS1011 pk. 72**

**3 PK. # FS1011X3 pk. 36**

**10-3/8" FLY GLUE STICK**

- Effectively Attracts & Traps All Flying Pests
- Ready to Use • No Vapors or Poison
- Long Lasting Glue

Works 3 Ways:

- Hang Up • Stand Up • Stick to Wall



10 pk. PDQ Shelf Display

**# 1155  
pk. 10/40**

**FLY RIBBON**

**12 PACKS PER PDQ - 4 ROLLS PER PACKAGE**



- Effective • Safe
- E.P.A. Approved
- PDQ Shelf Display

12 pk. PDQ Shelf Display

**# 1152PDQ pk. 12**



**10 ROLLS PER PACKAGE**


- Effective • Safe
- E.P.A. Approved
- PDQ Shelf Display



**# 1151 pk. 12/144**




## Window Screens




ITEM#	HEIGHT	EXTENSION	All pk. 12
GS 1025	10"	16" — 25"	
GS 1033	10"	20" — 33"	
GS 1037	10"	22" — 37"	
GS 1045	10"	26-1/2" — 45"	
GS 1537	15"	22" — 37"	
GS 1545	15"	26-1/2" — 45"	
GS 1837	18"	22" — 37"	
GS 1845	18"	26-1/2" — 45"	
GS 2437	24"	22" — 37"	
GS 2445	24"	26-1/2" — 45"	
GS 3045	30"	26-1/2" — 45"	

## WINDOW SCREEN VENTILATORS

• Height: 10" • Extension: 21" – 37"



• VENTS on one side



• SCREEN on the other

# GS 1207 pk. 12

## Reinforced Plastic Tarps

- Metal Grommets
- Heavy Duty Plastic
- Blue Color



ITEM#	SIZE	PACK
# V68	6FT x 8FT	12/24
# V810	8FT x 10FT	12/24
# V1012	10FT x 12FT	9/18
# V1020	10FT x 20FT	8
# V1216	12FT x 16FT	12
# V1220	12FT x 20FT	10
# V1230	12FT x 30FT	4
# V1240	12FT x 40FT	3
# V1530	15FT x 30FT	3

ITEM#	SIZE	PACK
# V1620	16FT x 20FT	8
# V2020	20FT x 20FT	6
# V2030	20FT x 30FT	4
# V2040	20FT x 40FT	2
# V3040	30FT x 40FT	1
# V4040	40FT x 40FT	1
# V4060	40FT x 60FT	1
# V60120	60FT x 120FT	1
# V100100	100FT x 100FT	1

## Heavy Duty Tarp

- Metal Grommets
- Reflects Heat
- Silver Color

ITEM	SIZE	PACK
# SV1216PDQ	12FT x 16FT	4



## Electric Hot Plates

**SINGLE BURNER**  
120v, 60HZ, 1000WT

# CZSS93 White Both pk. 1

# CZSS95 Stainless

- Thermostat
- Power Light
- Variable Temperature Control



**DOUBLE BURNER**  
120v, 60HZ, 1500WT

Both pk. 1

- 2 Thermostats
- 2 Power Lights
- Twin Heating Elements

# CZ-DS93 White

# CZ-DS95 Stainless



## Masking Tape

### BLUE PAINTER'S TAPE

# BT34	3/4" Wide	pk. 64
# BT1	1" Wide	pk. 48
# BT15	1-1/2" Wide	pk. 32
# BT2	2" Wide	pk. 24

60 YARDS  
LONG



### MASKING TAPE

# MT34	3/4" Wide	pk. 64
# MT1	1" Wide	pk. 48
# MT15	1-1/2" Wide	pk. 32
# MT2	2" Wide	pk. 24

60 YARDS  
LONG



## Heavy Duty Tape

### HEAVY DUTY TAPE GUN

- Includes: 2 Rolls of Tape!  
1-7/8" x 50yd = 100 Yards
- E-Z Grip

# 250CLG pk. 6



### 2PK. CARTON TAPE

- Superior Quality
- 2" x 55 Yards

#### CLEAR

# 255CLX2 pk. 18

# 255CL pk. 36



#### TAN

# 255TN pk. 36

### MINI TAPE-DISPENSER

50YD x 1-7/8" • CLEAR

# 250MD pk. 12/48



### 2" WIDE DUCT TAPE

10YD - GREY

60YD - SILVER & BLACK

Silver # 26024S

Black # 26024BLK

# T903

pk. 54

pk. 24



### WEATHERSEAL TAPE

• 2" x 25 ft


# T94 pk. 18



# GENERAL MERCHANDISE

## Multi-Position Folding Ladder

- Extends to 12 feet
- Folds Away for Easy Storage
- Ideal for Interior & Exterior
- Strong Lightweight Aluminum



# L12FT  
pk. 1

## Steel Step Ladders

- Type III • 220 lb Load Capacity
- Oversized Reinforced Textured Steps
- Durable & Strong
- Compact & Safe



**2 STEP**

# L2ST pk. 1

**3 STEP**

# L3ST pk. 1

**3 STEP W/UTILITY TRAY**

- With Utility Tray • Durable & Strong
- Wide, Reinforced Textured Steps
- Folds Easily

# L3S pk. 2

## Bathroom Scale

- 300lb Capacity
- Heavy Duty Steel Construction

# BS2012 pk. 5



## 12" Hurricane Lantern

- Indoor/Outdoor
- Glass Chimney
- Adjustable Wick



# NEV2699  
pk. 24

## Graffiti Remover

Heavy Duty

- Removes Spray Paint and Other Marks Off Walls and Porous Surfaces.
- No CFCs



# 745SG  
pk. 12

## WD-40

- Smart Straw

# 263910	8 oz.
# 263920	11 oz.
# 263930	3 oz.



All pk. 12

## 3-IN-ONE OIL



# 201611 4 oz.

## Giant Hook

- 6" Multi-Use Hook
- Padded Hand Grip

# MH8000  
Pack 12/72



## Yellow Caution Tape

3" Wide

# 17779	300ft.	pk. 16
# 17780	1000ft.	pk. 10



## Twist Tie Dispenser

- Plastic Coated Wire for Gardening
- Ideal for Tying Plants, Vegetables & Vines
- Hundreds of Uses

150FT. Wire

# LG5000 pk. 72

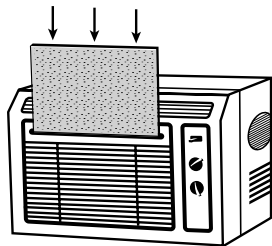


Handy, Metal Twist Tie  
Cutter Included



## All Comfort Zone® Weather Insulation Comes in an Attractive Grey & Blue Package

### Air Conditioner Filters



#### FROST KING® A.C. FILTERS

**15" x 24"**

#### Foam


# F1524 pk. 24



#### Fiberglass

# F1527 pk. 36

#### FRAMED FIBERGLASS FILTER



- Order By The Box
- No Break

**1" THICK All pk. 12/Box**

# 4951020	10" x 20"
# 4951224	12" x 24"
# 4951225	12" x 25"
# 4951230	12" x 30"
# 4951420	14" x 20"
# 4951425	14" x 25"
# 4951430	14" x 30"
# 4951520	15" x 20"
# 4951525	15" x 25"
# 4951620	16" x 20"
# 4951625	16" x 25"
# 4951825	18" x 25"
# 4952020	20" x 20"
# 4952025	20" x 25"
# 4952030	20" x 30"
# 4952222	22" x 22"
# 4952430	24" x 30"

**2" THICK All pk. 12/Box**

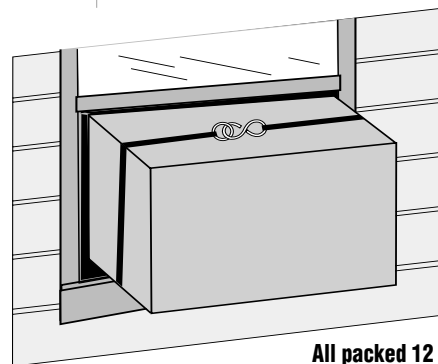
# 4952495	16" x 20"
# 4952500	16" x 25"
# 4952510	20" x 20"
# 4952520	20" x 25"

### A.C. Covers

#### OUTSIDE A.C. COVERS

**6 mil. Thick**

# CZAC5 20" x 28" x 30"



All packed 12

### UNIVERSAL Air Conditioner Support



- Safe & Easy to Install
- Secure & Long Lasting
- Relieves Stress on Window
- Rugged, All Weather Construction
- 2 Year Limited Warranty

**Supports  
Up to 80 lbs.**


# ACB80H

**Supports  
Up to 160 lbs.**

# ACB160H

Both packed 6

MADE IN  
USA




**Precision  
Bubble Level  
Assures Proper  
Mounting Angle**

### A.C. Seal Strip

#### AIR CONDITIONING FOAM SEAL STRIP



**42" Long**



ITEM#	WIDE x THICK	PK
# AC42	1-1/4" x 1-1/4"	12
# AC43	2-1/4" x 2-1/4"	18

### Storm Window Kits



#### STORM WINDOW KITS WITH EDGE STIFFENERS AND NAILS

Clear Polyethylene  
1.25mil - 36" x 72"

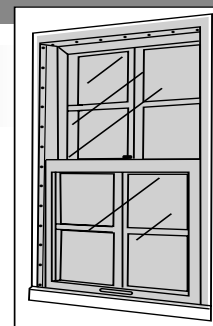
2PK. Kit # CZP712 pk. 48

4PK. Kit # CZP714 pk. 18

#### STORM WINDOW KITS WITH HEAT SHRINK PLASTIC SHEET AND TAPE

##### Single Pack Shrink Kit

# CZV73 42" x 62" pk. 24





## Cleaning Cloths

### 3PK-100% COTTON TERRY CLOTH TOWELS

- 14" x 17" • Waxes, Dries and Polishes
- Super Soft • Display Box



# TCT3 pk.10

### 8PK-100% COTTON TERRY CLOTH TOWELS

- 14" x 17" • Waxes, Dries and Polishes
- Super Soft • Display Box



# TCT8 pk.12

### 10PK-100% COTTON RED SHOP TOWELS

- 12" x 14" • Super Absorbent
- Display Box



# RST10 pk.24

### 3PK-SYNTHETIC POLISHING CLOTHS

- 14" x 14" • Super Soft
- Use Wet or Dry
- Display Box



# PC3 pk.18



- 4ft. Planogram
- Packaged in Bin Boxes or Hanger Cards



### 2PK-MICROFIBER GLASS CLEANING CLOTHS

- 14" x 14" • Super Soft
- Use Wet or Dry
- Display Box



# MFGC2 pk.12

### 2PK-MICROFIBER DETAILING CLOTHS

- 16" x 16" • Super Soft
- Use Wet or Dry
- Display Box



# MFDC2 pk.10

### 3PK-MICROFIBER CLEANING TOWELS

- 12" x 16" • Super Soft
- Use Wet or Dry
- Display Box



# MFCT3 pk.10

### 8PK-MICROFIBER CLEANING TOWELS

- 14" x 14" • Super Soft
- Use Wet or Dry
- Display Box



# MFCT8 pk.12

### 2PK. MICRO FIBER CLEANING TOWELS

- 12" x 16"
- Super Soft
- Wet or Dry
- Streak Free Shine



# MFCT2C pk.6/72

### 2-SIDED MICROFIBER SPONGE/PAD

- 7" x 4" x 1.4" • Use Wet or Dry
- Assorted Colors



# MSP1 pk.6/36

## Automotive Emergency Items

### PROMAG II™ STEERING WHEEL LOCK



- Maximum Security Protection
- For Cars or Trucks
- Easy On and Off
- Vinyl Covered to protect Against Marking
- High Visibility for Anti-Theft

# 5184 pk.6

### HALOGEN AUTO SPOTLIGHT



- 12V Powerful Halogen Bulb
- Super Bright 300 Lumens
- Convenient Trigger Grip and Locking Switch

# WL2009 pk. 6

### 12FT – 10 GAUGE BOOSTER CABLE



- Insulated Color-Coded Steel Clamps
- PVC Coat Resists Oil, Moisture, & Grease

# TW1012PVC pk.12/PDQ

### 30 LED RECHARGEABLE WORK LIGHT



- 30 LED Wand Light
- 1 High Intensity LED Flashlight
- Long Lasting Rechargeable Battery
- Strong Magnetic Base
- Strong Magnetic Clamp Hook
- 12V DC Automatic Charger
- 120V AC Household Charger
- Hanging Hook

# CR3000MA pk. 4

# AquaPlumb® Faucet Program

AquaPlumb® boasts the industry's most feature-rich line of faucets.

Each model reflects years of plumbing experience and care that you have come to expect.

Look to AquaPlumb®, the best value, with the best faucets.





## Kitchen Faucets

### COMMERCIAL STYLE SPRING NECK FAUCETS

- for Single Hole Installations
- Metal Body
- Ceramic Cartridge
- ABS Spray Head with Two Spray Modes – Aerator & Full Spray
- S.S. Hose
- Overall height 16.5"
- 2.0 GPM



# 1558040 Chrome Plated Display Box pk. 1/3

### HI-ARC PULLDOWN KITCHEN FAUCET

- Use with Baseplate for 3-Hole Installation
- Use without Baseplate for 1-Hole Installation
- Ceramic Cartridge
- Extra Heavy Metal Body
- ABS Spray Head with two Modes Aerator & Full-Spray
- Black Nylon Reinforced Spray Hose
- 2.0 GPM



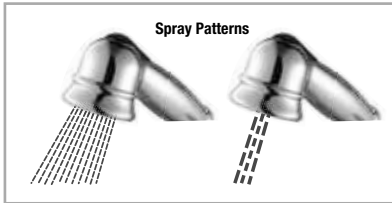
# 1558060 Chrome Plated Display Box pk. 1/3

# 1558061 Satin Nickel Display Box pk. 1/3

## Kitchen Faucets

### TEAPOT STYLE PULL-OUT KITCHEN DECK FAUCET

- Use with Base Plate for 8" 3-Hole Installation
- Use without Base Plate for 1-Hole Installation
- Ceramic Cartridge and Metal Body
- Replacement Cartridge #660143
- Copper Supply Tubes with 1/2" MPT Connectors
- Matching Pull-Out Spray Head
- Spray or Stream Functions with Rubber Jets for Easy Cleaning
- 2.0 GPM



# 1558070	Chrome Plated	Display Box	pk. 1/3
# 1558071	Satin Nickel	Display Box	pk. 1/3
# 1558072	Oil-Rubbed Bronze	Display Box	pk. 1/3



### PULL-OUT KITCHEN DECK FAUCET

- Use with Base Plate for 8" 3-Hole Installation
- Use without Base Plate for 1-Hole Installation
- Ceramic Cartridge and Metal Body
- Replacement Cartridge #660143
- Copper Supply Tubes with 1/2" MPT Connectors
- Designer Loop-Lever Handles
- Matching Pull-Out Spray Head
- Spray or Stream Functions with Rubber Jets for Easy Cleaning
- 2.0 GPM



# 1558020	Chrome Plated	Display Box	pk. 1/6
# 1558021	Satin Nickel	Display Box	pk. 1/6

### SINGLE HANDLE KITCHEN FAUCET

- Fits 8" Center
- Ball Style Cartridge and POM Waterways, Metal Cover
- Copper Inlets with 1/2" MPT Connectors
- Spray Models Can Work with or without Matching Spray
- Designer Lever Handle
- Chrome Plated Replacement Handle, 660071
- Satin Nickel Replacement Handle, 660081
- 2.0 GPM



# 1558010	Chrome Plated w/ Spray	Display Box	pk. 1/6
# 1558012	Chrome Plated w/o Spray	Display Box	pk. 1/6
# 1558011	Satin Nickel w/ Spray	Display Box	pk. 1/6
# 1558013	Satin Nickel w/o Spray	Display Box	pk. 1/6



**Kitchen Faucets**

**TWO-HANDLE GOOSENECK KITCHEN FAUCET**

- Fits 8" Center
- POM Cartridge and Waterways, Metal Cover
- Metal Threaded Shaft
- Matching Wave-Lever Handles
- Spray Models Can Work with or without Matching Spray
- 2.0 GPM



# 1558030	Chrome Plated w/ Spray	Display Box	pk. 1/6
# 1558032	Chrome Plated w/o Spray	Display Box	pk. 1/6
# 1558031	Satin Nickel w/ Spray	Display Box	pk. 1/6
# 1558033	Satin Nickel w/o Spray	Display Box	pk. 1/6



**TWO HANDLE KITCHEN FAUCET**

- Fits 8" Center
- POM Cartridge and Waterways, Metal Cover
- Metal Threaded Shaft
- Matching Wave Lever Handles
- Spray Models Can Work with or without Matching Spray
- C1742C & C1742H Stems
- Chrome Plated Replacement Handle, 660001
- Satin Nickel Replacement Handle, 660011
- 2.0 GPM



# 1558001	Chrome Plated w/ Spray	Display Box	pk. 1/6
# 1558003	Chrome Plated w/o Spray	Display Box	pk. 1/6
# 1558002	Satin Nickel w/ Spray	Display Box	pk. 1/6
# 1558004	Satin Nickel w/o Spray	Display Box	pk. 1/6



**SINGLE HANDLE KITCHEN FAUCET**

- Fits 8" Center
- Stainless Steel, Copper Waterways, Metal Cover
- Copper Inlets with 1/2" MPT
- Lever Handle
- Uses Delta® Style Ball, Seats, and Handles
- 2.0 GPM



# 1550010	Faucet w/o Spray	Chrome Plated	Display Box	pk. 1/12
# 1550110	Faucet w/ Spray	Chrome Plated	Display Box	pk. 1/12



**SINGLE-HANDLE KITCHEN FAUCET WITH DECK MOUNTED SPRAY**

- Fits 8" Center, 3-Hole Installation
- Stainless Steel Ball, POM Waterways
- Copper Inlets with 1/2" MPT
- Lever Handle
- Uses Delta® Style Ball, Seats, & Handles
- 2.0 GPM



# 1558015	Display Box	pk. 1/12
-----------	-------------	----------



## Kitchen Faucets

### *TWO HANDLE HIGH SPOUT KITCHEN FAUCET*

- Fits 8" Faucet Center
- POM Waterways, Metal Cover
- Metal Threaded Shaft
- Uses Delta® Style Cartridges, Seats and Handles C1740HC
- 2.0 GPM



# 1558050	Chrome Plated w/ Spray	Display Box	pk. 1/6
# 1558052	Chrome Plated w/o Spray	Display Box	pk. 1/6



### *TWO HANDLE HIGH SPOUT KITCHEN FAUCET*

- Fits 8" Center
- POM Waterways, Metal Cover, Acrylic Handles
- Metal Threaded Shaft
- Uses Delta® Style Stem, Seats, and Handles
- 2.0 GPM



# 1550500	Faucet w/o Spray	Chrome Plated	Display Box	pk. 1/12
# 1550505	Faucet w Spray	Chrome Plated	Display Box	pk. 1/12



### *TWO HANDLE KITCHEN FAUCET*

- Fits 8" Center
- POM Waterways, Metal Cover, Acrylic Handles
- Metal Threaded Shaft
- Uses Delta® Style Stem, Seats, and Handles
- 2.0 GPM



# 1550450	Faucet w/ Spray	Chrome Plated	Display Box	pk. 1/12
# 1550400	Faucet w/o Spray	Chrome Plated	Display Box	pk. 1/12



### *TWO HANDLE HEAVY PATTERN KITCHEN FAUCET*

- Fits 8" Center
- Solid Brass Body with Brass Shanks
- Uses Gerber® Style Stems, Seats, Handles and Spout
- Brass Compression Stem, Replaceable Seats, Chrome Plated Canopy Handles
- 2.0 GPM



# 1812103	Faucet w/Spray	Chrome Plated	Craft Box w/Sleeve	pk. 1/6
# 1812101	Faucet w/o Spray	Chrome Plated	Craft Box w/Sleeve	pk. 1/6



**Kitchen Faucets**

**Non-Metallic (plastic)**

- Naturally Lead Free
- Corrosion Resistant
- Excellent Value
- Outlasts Metal Faucets when used with Hard or Briny Water



**Kitchen Faucets-Non-Metallic (Plastic)**

**SINGLE HANDLE PLASTIC KITCHEN FAUCET**

- Fits 8" Center
- POM Cartridge and Waterways
- Plastic Cover and Handles
- 2.0 GPM



# 1558081	Faucet w/Spray	Chrome Plated	Clamshell	pk. 1/6
# 1558080	Faucet w/o Spray	Chrome Plated	Clamshell	pk. 1/6




**TWO HANDLE FANCY PLASTIC KITCHEN FAUCET**

- Fits 8" Center
- Teapot Handles
- POM Cartridge and Waterways
- Plastic Cover and Handles
- 2.0 GPM



# 1558091	Faucet w/Spray	Chrome Plated	Clamshell	pk. 1/6
# 1558090	Faucet w/o Spray	Chrome Plated	Clamshell	pk. 1/6



**TWO HANDLE PLASTIC KITCHEN FAUCET**

- Fits 8" Center
- Acrylic Handles
- POM Cartridge and Waterways
- Plastic Cover and Handles
- Replacement Stem C1740CH, Replacement Handles C342
- 2.0 GPM



# 1551015	Faucet w/Spray	Chrome Plated	Clamshell	pk. 6
# 1551010	Faucet w/o Spray	Chrome Plated	Clamshell	pk. 6





## Bathroom Faucets

### *TWO HANDLE HIGH-SPOUT TEAPOT BATHROOM FAUCET*

- Fits 4" Center
- High Gooseneck Swivel Spout for Greater Coverage and Clearance
- POM Cartridge and Waterways, Metal Cover
- Metal Threaded Shaft
- Matching Wave Lever Handles
- With Matching Plastic Pop-Up
- C174C & C1742H Stems
- 1.5 GPM



# 1554040	Chrome Plated	Display Box	pk. 1/6
# 1554041	Satin Nickel	Display Box	pk. 1/6
# 1554042	Oil Rubbed Bronze	Display Box	pk. 1/6

### *WIDE-SPREAD BATHROOM FAUCET*

- Hi-Arc Design for Maximum clearance
- POM Cartridge for Durability and Ease of Use
- Brass Body with POM Waterways
- Matching Wave Lever Handles
- C1742C & C1742H Replacement Stems
- Chrome Plated Replacement Handle-660001
- Satin Nickel Replacement Handle-660011
- With Matching Plastic Pop-up
- 1.5GPM



# 1554050	Chrome Plated	Display Box	pk. 1/3
# 1554051	Satin Nickel	Display Box	pk. 1/3

**Bathroom Faucets**

**TWO HANDLE HIGH-SPOUT BATHROOM FAUCET**

- Fits 4" Center
- High Spout Design for Maximum Clearance
- POM Cartridge and Waterways, Metal Cover
- Metal Threaded Shaft
- Matching Wave Lever Handles
- Chrome Plated Replacement Handle, 660001
- Satin Nickel Replacement Handle, 660011
- With Matching Plastic Pop-Up
- C174C & C1742H Stems
- 1.5 GPM



# 1554030	Chrome Plated	Display Box	pk. 1/6
# 1554031	Satin Nickel	Display Box	pk. 1/6
# 1554032	Oil Rubbed Bronze	Display Box	pk. 1/6



**SINGLE HANDLE BATHROOM FAUCET**

- Fits 4" Center
- Ball Style Cartridge and POM Waterways, Metal Cover
- Copper Inlets with Metal Threaded Shaft
- Matching Lever Handle
- With Matching Plastic Pop-Up
- Replacement Handle 660041, 660042
- 1.5 GPM



# 1554010	Chrome Plated	Display Box	pk. 1/6
# 1554011	Satin Nickel	Display Box	pk. 1/6



**TWO HANDLE BATHROOM FAUCET**

- Fits 4" Center
- POM Cartridge and Waterways, Metal Cover
- Metal Threaded Shaft
- Matching Wave Lever Handles
- Chrome Plated Replacement Handle, 660001
- Satin Nickel Replacement Handle, 660011
- With Matching Plastic Pop-Up
- C174C & C1742H Stems
- 1.5 GPM



# 1554001	Chrome Plated	Display Box	pk. 1/6
# 1554002	Satin Nickel	Display Box	pk. 1/6



**SINGLE HANDLE BATHROOM FAUCET**

- Fits 4" Center
- Acrylic Globe Style Handle, Metal Body
- New Modern Softer Rounded Shape
- Copper Inlets with 1/2" MPT Connectors
- Uses Delta® Style Ball, Seats, and Handles
- 1.5 GPM



# 1554020	Faucet w/o Pop-Up	Chrome Plated	Display Box	pk. 1/12
# 1554021	Faucet w/Pop-Up	Chrome Plated	Display Box	pk. 1/12



**SINGLE HANDLE BATHROOM FAUCET**

- Fits 4" Center
- Acrylic Globe Style Handle, Metal Body
- Copper Inlets with 1/2" MPT
- Uses Delta® Style Ball, Seats, and Handles
- 1.5 GPM



# 1550210	Faucet w/Plastic Pop-Up	Chrome Plated	Display Box	pk. 1/12
# 1550200	Faucet w/o Pop-Up	Chrome Plated	Display Box	pk. 1/12



## Bathroom Faucets

### SINGLE HANDLE BATHROOM FAUCET

- Fits 4" Center
- Metal Handle, Metal Body
- Copper Inlets with 1/2" MPT Connectors
- Uses Delta® Style Ball, Seats, and Handles
- 1.5 GPM

# 1550203 Faucet w/Brass Pop-Up Chrome Plated Display Box pk. 1/12

# 1550205 Faucet w/o Pop-Up Chrome Plated Display Box pk. 1/12



### TWO HANDLE BATHROOM FAUCET

- Fits 4" Center
- New Modern Rounded Body Design
- POM Waterways, Metal Cover, Acrylic Handles
- Metal Threaded Shaft
- Uses Delta® Style Stem, Seats, and Handles
- 1.5 GPM

# 1550600 Chrome Plated w/o Pop-Up Display Box pk. 1/12

# 1550601 Chrome Plated with Pop-Up Display Box pk. 1/12



### TWO HANDLE BATHROOM FAUCET

- Fits 4" Center
- POM Waterways, Metal Cover, Acrylic Handles
- Metal Threaded Shaft
- Uses Delta® Style Stem, Seats, and Handles
- 1.5 GPM

# 1550250 Faucet w/o Pop-Up Chrome Plated Display Box pk. 1/12

# 1550350 Faucet w/Plastic Pop-Up Chrome Plated Display Box pk. 1/12

# 1550300 Faucet w/Brass Pop-Up Chrome Plated Display Box pk. 1/12



### TWO HANDLE HANDICAP BATHROOM FAUCET

- Fits 4" Center
- POM Waterways, Metal Cover, Acrylic Handles
- Metal Threaded Shaft
- Uses Delta® Style Stem, Seats, and Handles
- Stainless Steel Clad Plastic Grid Drain Assembly
- 1.5 GPM

# 1550301 Faucet w/Grid Drain Chrome Plated Display Box pk. 1/12



### TWO HANDLE HEAVY PATTERN BATHROOM FAUCET (ROSLYN)

- Fits 4" Center
- Solid Brass Body with Brass Shanks
- Brass Compression Stem, Replaceable Seats, Chrome Plated Canopy Handles
- Uses Gerber® Style Replacement Parts
- 1.5 GPM

# 1820070 Faucet w/Brass Pop-Up C.P. Craft Box with Sleeve pk. 1/12



**Bathroom Faucets**

**TWO-HANDLE ROSLYN STYLE C.P. BATHROOM FAUCET**

- Hybrid Design
- Uses Gerber Style Stems & Handles
- 1.5 GPM



# 1820080 Faucet w/ Brass Pop-Up C.P. Display Box pk. 1/12

**Non-Metallic (plastic)**

- Naturally Lead Free
- Corrosion Resistant
- Excellent Value
- Outlasts Metal Faucets when used with Hard or Briny Water



**Non-Metallic (Plastic) Bathroom Faucets**

**SINGLE HANDLE PLASTIC BATHROOM FAUCET**

- Fits 4" Center
- POM Cartridge and Waterways
- Plastic Cover and Handle
- Acrylic Handle
- 1.5 GPM



# 1554081 Faucet w/Plastic Pop-Up Chrome Plated Clamshell pk. 1/6

# 1554080 Faucet w/o Pop-Up Chrome Plated Clamshell pk. 1/6

**TWO HANDLE FANCY PLASTIC BATHROOM FAUCET**

- Fits 4" Center
- Teapot Handles
- POM Cartridge and Waterways
- Plastic Cover and Handles
- 1.5 GPM



# 1554091 Faucet w/Plastic Pop-Up Chrome Plated Clamshell pk. 1/6

# 1554090 Faucet w/o Pop-Up Chrome Plated Clamshell pk. 1/6

**TWO HANDLE PLASTIC BATHROOM FAUCET**

- Fits 4" Center
- Acrylic Handles
- POM Cartridge and Waterways
- Plastic Cover and Handles
- Replacement Stem C1740CH, Replacement Handles C342
- 1.5 GPM



# 1551115 Faucet w/Plastic Pop-Up Chrome Plated Clamshell pk. 6

# 1551110 Faucet w/o Pop-Up Chrome Plated Clamshell pk. 6



**Tub & Shower**

**SINGLE HANDLE TUB/SHOWER FAUCET**

- Ceramic Cartridge, Solid Brass Construction
- Pressure Balanced/Scald Guard Design
- Integral Stops
- With Tub Diverter Spout, Shower Head and Shower Arm
- With Lever Handle for ADA Compliance
- Uses Replacement Cartridge 1550223 and Replacement Handle 600068
- 2.5 GPM



# 1550221	Chrome Plated	Display Box	pk. 1/6
# 1550222	Satin Nickel	Display Box	pk. 1/6



**SINGLE HANDLE TUB/SHOWER FAUCET**

- Brass Ball, Brass Body, Acrylic Globe Style Handle
- Uses Delta® Style Replacement Parts
- Chrome Plated Trim
- With Tub Diverter Spout, Shower Head and Shower Arm
- 2.5 GPM



# 1550220	Chrome Plated	Display Box	pk. 1/12
-----------	---------------	-------------	----------



## Tub & Shower *(continued)*

### THREE HANDLE TUB/SHOWER FAUCET

- Fits 8" Center
- Brass Compression Stems, Replaceable Seats, Canopy Handles
- With Tub Diverter Spout, Bell Escutcheons, Shower Head and Shower Arm
- Uses Price/Pfister® Style Replacement Parts
- 2.5 GPM



# 1855050 Chrome Plated Display Box pk. 1/10



### THREE-HANDLE TUB/SHOWER FAUCET, 11" CENTER

- Fits 11" Center
- Solid Brass Construction
- Brass Compression Stems, Replaceable Seats & Canopy Handles
- With Tub Spout, Bell Escutcheons, Shower Arm, Shower Arm Flange, and Shower Head
- Uses Price/Pfister® Style Replacement Parts
- 2.5 GPM



# 1855052 Chrome Plated Display Box pk. 1/4



### TWO HANDLE TUB/SHOWER FAUCET

- Fits 8" Center
- Brass Compression Stems, Replaceable Seats, Canopy Handles
- Uses Price/Pfister® Style Replacement Parts
- With Tub Diverter Spout, Bell Escutcheons, Shower Head and Shower Arm
- 2.5 GPM



# 1854030 Chrome Plated Display Box pk. 1/10



### TWO HANDLE SHOWER FAUCET

- Fits 8" Center
- Brass Compression Stems, Replaceable Seats, Canopy Handles
- Uses Price/Pfister® Style Replacement Parts
- With Shower Head, Bell Escutcheons and Shower Arm
- 2.5 GPM



# 1854010 Chrome Plated Display Box pk. 1/12



## Tub & Shower *(continued)*

### TWO HANDLE TUB FAUCET

- Fits 8" Center
- Brass Compression Stems, Replaceable Seats, Canopy Handles
- With Tub Spout and Bell Escutcheons
- Uses Price/Pfister® Style Replacement Parts



# 1854020 Chrome Plated Display Box pk. 1/6

### THREE HANDLE HEAVY PATTERN TUB/SHOWER FAUCET

- Fits 8" Center
- Brass Compression Stem, Replaceable Seats, Chrome Plated Canopy Handles
- With Tub Spout, Shower Head and Shower Arm
- Uses Gerber® Style Stems, Seats, Handles, and Spout
- 2.5 GPM



# 1855051 Chrome Plated Craft Box with Sleeve pk. 1/6

### TWO HANDLE STALL SHOWER FAUCET

- 4" Center
- Brass Compression Stem, Replaceable Seats, Chrome Plated Canopy Handles
- With Shower Head and Shower Arm
- Replacement Stems: C1753C & C1753H
- Replacement Handles: 381P
- 2.5 GPM



# 1850022 Chrome Plated Plain Box with Label pk. 1/12

### THREE HANDLE TUB/SHOWER FAUCET

- Fits 8" Center
- 1/4"- Turn Washerless Stems
- Acrylic Handles
- With Tub Spout, Shower Head, Arm, & Escutcheon
- Uses Delta® Style Replacement Parts
- 2.0 GPM Shower Head



# 1855055 Chrome Plated Display Box pk. 1/10

**Tub & Shower** *(continued)*

***TWO HANDLE TUB/SHOWER FAUCET***

- Fits 8" Center
- 1/4" - Turn Washerless Stems
- Acrylic Handles
- With Tub Diverter Spout, Shower Head, Arm, & Escutcheon
- Uses Delta® Style Replacement Parts
- 2.0 GPM



# 1854015 Chrome Plated Display Box pk. 1/10



***TWO HANDLE SHOWER FAUCET***

- Fits 8" Center
- 1/4-Turn Washerless Stems
- Acrylic Handles
- With Shower Head, Arm & Escutcheon
- Uses Delta® Style Replacement Parts
- 2.0 GPM Shower Head



# 1854035 Chrome Plated Display Box pk. 1/10



***TWO HANDLE TUB FAUCET***

- Fits 8" Center
- 1/4-Turn Washerless Stems
- Acrylic Handles
- With Tub Spout
- Uses Delta® Style Replacement Parts



# 1854025 Chrome Plated Display Box pk. 1/10





**Specialty Faucets**

***TWO HANDLE GOOSENECK BAR FAUCET***

- Fits 4" Center
- POM Cartridge and Waterways
- Metal Threaded Shaft
- Premium Wave Lever Handles
- Stainless Steel Spouts
- Chrome Plated Replacement Handle-660001
- Satin Nickel Replacement Handle-660011
- C1742C & C1742H Replacement Stems
- 2.0 GPM



# 1822025	Chrome Plated	Display Box	pk. 1/12
# 1822026	Satin Nickel	Display Box	pk. 1/12



**NEW!**  
AVAILABLE  
5-1-16

***TWO HANDLE GOOSENECK BAR FAUCET***

- Fits 4" Center
- POM Cartridge and Waterways
- Metal Threaded Shaft
- Stainless Steel Spout
- Replacement Handle # 600341
- Uses Delta® Style Stem, and Seats
- 2.0 GPM



# 1822020	Chrome Plated	Display Box	pk.1/12
-----------	---------------	-------------	---------



Specialty Faucets (continued)

**TWO HANDLE PLASTIC BAR FAUCET**

- Fits 4" Center
- Acrylic Handles
- Stainless Steel Swivel Spout
- POM Cartridge & Waterways
- Plastic Cover
- Replacement Stem C1740CH, Replacement Handles C342
- 2.0 GPM



# 1552020 Chrome Plated Clamshell pk. 1/6

**PULL-OUT LAUNDRY & UTILITY FAUCET**

- Pull-Out Spray Head for Easy Coverage of Large Sinks or for Filling Buckets
- Non-Metallic Construction for Long Lasting Corrosion & Impact Resistance
- 4" Center
- Fits 3-Hole Laundry Tubs or Sinks
- 1/4-Turn Washerless Cartridges
- Aerator & Spray Functions
- Uses Delta® Style Replacement Parts
- 2.5 GPM



# 1836015 Chrome Plated Display Box pk. 1/12

**TWO HANDLE LAUNDRY TRAY FAUCET**

- Fits 4" Center
- Acrylic Handles
- POM Cartridge and Waterways
- Metal Threaded Shaft, Bottom Mount
- Uses Delta® Style Stems, Seats, and Handles
- Spout Threaded for Garden Hose Connection



# 1836010 Chrome Plated Display Box pk. 1/12

**TWO HANDLE HANDICAP LAUNDRY TRAY FAUCET**

- Fits 4" Center
- C.P. Die Cast Wing Lever Handles
- POM Cartridge and Waterways
- Metal Threaded Shaft, Bottom Mount
- Uses Delta® Style Stems, Seats, and Handles
- With Adapter for Garden Hose Connection
- Aerator Spray for Splash-Free Performance
- 4.0 GPM



# 1836050 Chrome Plated Display Box pk. 1/12

**Specialty Faucets** *(continued)*

**TWO HANDLE ROUGH BRASS LAUNDRY TRAY FAUCET**

- Solid Brass Body Chrome Plated Lever Handles
- Mounts on Faucet Block for Top Supply with 1/2" IPS Unions
- Uses 1/4 turn Stems, Seats, and Handles
- With Adapter for Standard or Hose Thread Outlet Spout
- C1742C and C1724H Stems
- 600351 Handle



# 1828010 Rough Brass Display Box pk. 1/12

**TWO HANDLE COMBO WALL MOUNT KITCHEN FAUCET WITH 8" CAST SPOUT**

- Solid Brass Body with Adjustable Concentric Flanges to Fit 7"-9" Center
- Brass Compression Stem, Replaceable Seats
- With Soap Dish
- Uses Price/Pfister® Replacement Parts



# 1800080 Chrome Plated Display Box pk. 1/12

**TWO HANDLE COMBO WALL MOUNT KITCHEN FAUCET WITH 12" TUBULAR SPOUT**

- Solid Brass Body with Adjustable Concentric Flanges to Fit 7"-9" Center
- Brass Compression Stem, Replaceable Seats
- With Soap Dish
- Uses Price/Pfister® Replacement Parts



# 1800090 Chrome Plated Display Box pk. 1/12

**TWO HANDLE COMBO WALL MOUNT KITCHEN FAUCET, COMMERCIAL GRADE, 12" TUBULAR SPOUT**

- Fits 8" Center
- Brass Compression Stem, Replaceable Seats
- Solid Brass Body with Adjustable Concentric Flanges
- Uses T&S® Replacement Parts



# 1800091 Chrome Plated Display Box pk. 1/12

# 1800092 Replacement Stems PR/Bag pk. 1/25

# 1800093 Replacement Handles PR/Bag pk. 1/25



1800092

1800093

**TWO HANDLE SLOP-SINK FAUCET**

- Solid, Strong, Cast Brass Construction
- Ceramic Disc, Quarter-Turn Stems
- 1/2" Flanged Inlets with Unions
- MGHT Outlet on Spout
- Hook on Front of Spout to Hang Bucket
- Spout Wall Support
- Integrated Vacuum Breaker (ASSE 1001)
- Lever Handles



# 1800050 N.P. Brass Labeled Box pk. 1/3

**Specialty Faucets** *(continued)*

**TYPE "O" BATHCOCK FAUCET**

- 3-3/8" Center
- 3/4" Brass Threaded Inlets
- Brass Compression Stem, Replaceable Seats
- Solid Brass Body with Metal Cover
- Uses Price/Pfister® Style Replacement Parts



# 1841303 w/Barbed Spout for Outlet Plain Box w/ Label pk. 1/20

**TYPE "O" BATHCOCK FAUCET**

- 3-3/8" Center
- 3/4" Brass Threaded Inlets
- Brass Compression Stem, Replaceable Seats
- Solid Brass Body with Metal Cover
- Uses Price/Pfister® Style Replacement Parts



# 1841310 w/Gooseneck Spout for Outlet Plain Box w/ Label pk. 1/20

# 1825P Gooseneck Spout Bulk/Bagged pk. 1/20

**TYPE "3" BATHCOCK FAUCET**

- 3-3/8" Center
- 3/4" Brass Threaded Inlets
- Brass Compression Stem, Replaceable Seats, Chrome Plated Cross Handles
- Solid Brass Body



# 1840030 Barbed Spout for Outlet Plain Box with Label pk. 1/12

**ADD-A-SHOWER BATHCOCK/DIVERTER**

- 3/8" FPT Swivel Riser Adapter
- Faucet has 3-3/8" Center & 3/4" IPS Inlet.
- Replacement Stem #C1791C or #C1791H



# 1869040 Boxed pk. 1/6

**SINGLE BASIN FAUCET**

- Solid Brass Body with Hybrid Waterway
- Ceramic 1/4-Turn Cartridge
- Aerator Outlet
- Cross Handle with Hot & Cold Buttons
- 1.5 GPM



# 1829036 Chrome Plated Display Box pk. 1/12

**SINGLE BASIN FAUCET**

- Solid Brass Body and Shaft
- Cross Handle
- With Both Hot and Cold Index Buttons



# 1829015 Chrome Plated Heavy Poly Bag w/Label pk. 1/12

**Specialty Faucets** *(continued)*

**SELF CLOSING SINGLE BASIN FAUCET**

- Solid Brass Body and Shaft
- Cross Handle
- Aerator Outlet
- Both Hot and Cold Index Buttons
- 1.5 GPM



# 1829030 Chrome Plated Heavy Poly Bag w/Label pk.1/6

**CHROME PLATED SINK BIBB**

- Solid Brass Body
- Compression Style
- Aerator Outlet
- 1/2" FPT Inlet with Flange
- Tee Handle
- 2.0 GPM



# 4510355 Chrome Plated Display Box pk. 1/12

**CHROME PLATED BRASS SINK BIBB**

- 3/4" Garden Hose Outlet
- 1/2" FPT Inlet with Flange
- Fly Tag with Retail Bar Code



# 4510350 Chrome Plated Fly Tag pk. 1/12

**Components for Premium Faucets**

**PULL-OUT FAUCET HEAD**

- Replacement Head for Most Pull Out Kitchen Faucets, Including Our Numbers: 600140, 600145, 1558020 & 1558021




# 600141 Replacement Head for 600140 & 1558020 Chrome pk. 1/50

# 600146 Replacement Head for 600145 & 1558021 Satin Nickel pk. 1/50

**PULL-OUT FAUCET HOSE**

- Replacement Hose for Most Pull Out Kitchen Faucets, Including Our Numbers: 600140, 600145, 1558020 & 1558021
- 1/4 Male with Adapter for 1/4 Female

# 660144 Bulk pk. 1/25/100



**STEMS/CARTRIDGES/SEATS**

- Also Fits Some Glacier Bay®, Premier®, and ProPlus® Faucets



# C1742C Stem and Seats for Two Handle Cold Carded pk. 4/48

# C1742H Stem and Seats for Two Handle Hot Carded pk. 4/48

Components for Premium Faucets *(continued)*

HANDLES



# 660001	Chrome Plated	2-Handle for Lav & Kitchen, Pr.	Bulk	pk. 1/25
# 660011	Satin Nickel	2-Handle for Lav & Kitchen, Pr.	Bulk	pk. 1/25
# 660041	Chrome Plated	Single Handle for Lav	Bulk	pk. 1/25
# 660042	Satin Nickel	Single Handle for Lav	Bulk	pk. 1/25
# 660071	Chrome Plated	Single Handle for Kitchen	Bulk	pk. 1/25
# 660081	Satin Nickel	Single Handle for Kitchen	Bulk	pk. 1/25
# 660002		Cap for Spray Outlet	Bulk	pk. 1/25




Components for Classic and Non-Metallic Faucets

STEMS/CARTRIDGES/SEATS

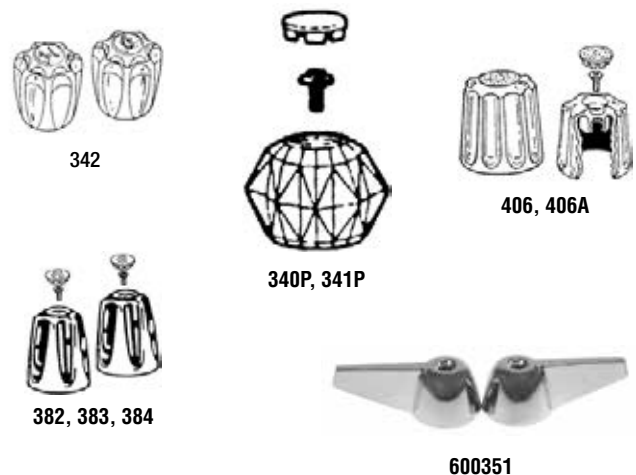
• Stems Come Together with Seats

# C1740CH	Stem & Seats for Washerless	Clamshell	pk. 4/48
# C1807A	S.S. Ball for Single Handle Kitchen	Blister	pk. 6/144
# C1809A	S.S. Ball for Single Handle Bathroom	Blister	pk. 6/144
# C1754CH	Stem for Compression Tub/Shower	Blister	pk. 4/48
# C1759D	Diverter Stem for Comp. Tub/Shower	Blister	pk. 4/48
# C1756C	Cold Stem for Heavy Kitchen & Lav	Blister	pk. 4/48
# C1756H	Hot Stem for Heavy Kitchen & Lav	Blister	pk. 4/48
# C1757CH	Stem for Heavy Tub/Shower	Blister	pk. 4/48
# C1744D	Diverter Stem for Heavy Tub/Shower	Blister	pk. 4/48
# C1753C	Cold Stem for Wall Mount	Blister	pk. 4/48
# C1753H	Hot Stem for Wall Mount	Blister	pk. 4/48



HANDLES

# C342	Acrylic Handle for Washerless	Blister	pk. 6/72
# C340	Acrylic Handle for 1-Handle Lav	Blister	pk. 6/72
# C341	Acrylic Handle for 1-Handle Tub/Show	Blister	pk. 6/72
# C384	CP H & C Handles for Comp. Tub/Show	Blister	pk. 6/72
# C382	CP Div. Handle for Comp. Tub/Show	Blister	pk. 6/72
# C406	CP H & C Handles for Heavy Tub/Show	Blister	pk. 6/72
# C406A	CP Div. Handle for Heavy Tub/Show	Blister	pk. 6/72
# 600351	Handles for Laundry Faucet	Bulk	1/25



## Shower Sensations®

AquaPlumb hand showers and shower heads offer the best value in the industry.

Features such as, adjustable spray patterns, massage sprays, rubber tips, classic design and water saving designs, all combine to give you the best shower your money can buy.

Whether it is the features, the great prices, or our new bright packaging, look to AquaPlumb to give the best value you can buy.



### Shower Heads

#### 6-FUNCTION MASSAGE PERSONAL SHOWER

- Plated Faceplate - Matches Finish of the Whole Unit
- Easy-Operating Click-Stop Lever to Change Functions
- Rubber Jet Tips for Easy Cleaning and Clog-Free Performance
- 60" Stainless Steel Hose
- C.P. Shower Arm Mounting Bracket Included
- 4" Face
- 2.5 GPM



# C0306	Chrome Plated	Clam	pk. 3/12
# C0306SN	Satin Nickel	Clam	pk. 3/12

### Shower Heads

#### 5-FUNCTION MASSAGE PERSONAL SHOWER

- Plated Faceplate - Matches Finish of the Whole Unit
- Easy-Operating Click-Stop Lever to Change Functions
- Rubber Jet Tips for Easy Cleaning and Clog-Free Performance
- 60" Stainless Steel Hose
- C.P. Shower Arm Mounting Bracket Included
- 3.6" Face
- 2.5 GPM



# C0303	Chrome Plated	Clam	pk. 3/12
# C0303SN	Satin Nickel	Clam	pk. 3/12

#### 6-FUNCTION MASSAGE SHOWER HEAD

- Plated Faceplate - Matches Finish of the Whole Unit
- Easy-Operating Click-Stop Lever to Change Functions
- Rubber Jet Tips for Easy Cleaning and Clog-Free Performance
- 4" Face
- 2.5 GPM



# C0305	Chrome Plated	Clam	pk. 3/12
# C0305SN	Satin Nickel	Clam	pk. 3/12

#### 5-FUNCTION MASSAGE SHOWER HEAD

- Plated Faceplate - Matches Finish of the Whole Unit
- Easy-Operating Click-Stop Lever to Change Functions
- Rubber Jet Tips for Easy Cleaning and Clog-Free Performance
- 3.6" Face
- 2.5 GPM



# C0302	Chrome Plated	Clam	pk. 3/12
# C0302SN	Satin Nickel	Clam	pk. 3/12

#### 6-FUNCTION MASSAGE HAND SHOWER AND SHOWER HEAD SET

- 0305 and 0306 Models Packed Together
- With Matching 3-Way Shower Arm Mounted Diverter. Go Between Shower Head Only, Hand Shower Only or Both Together
- Plated Faceplate - Matches Finish of the Whole Unit
- Easy-Operating Click-Stop Lever to Change Functions
- Rubber Jet Tips for Easy Cleaning and Clog-Free Performance
- 4" Face
- 2.5 GPM



# C0307	Chrome Plated	Clam	pk. 3/12
# C0307SN	Satin Nickel	Clam	pk. 3/12

#### 5-FUNCTION MASSAGE HAND SHOWER AND SHOWER HEAD SET

- 0302 and 0303 Models Packed Together
- With Matching 3-Way Shower Arm Mounted Diverter. Go Between Shower Head Only, Hand Shower Only or Both Together
- Plated Faceplate - Matches Finish of the Whole Unit
- Easy-Operating Click-Stop Lever to Change Functions
- Rubber Jet Tips for Easy Cleaning and Clog-Free Performance
- 3.6" Face
- 2.5 GPM



# C0304	Chrome Plated	Clam	pk. 3/12
# C0304SN	Satin Nickel	Clam	pk. 3/12

### Shower Heads

#### 5-FUNCTION MASSAGE HAND SHOWER, SHOWER HEAD SLIDE BAR SET

- Slide Bar & Diverter Mounts Directly to Shower Arm  
No Mounting Hardware Needed
- Hand Shower Mount Slides Up-And-Down on the Rail and Locks in Place
- With Matching 3-Way Shower Arm Mounted Diverter. Go Between Shower Head Only, Hand Shower Only or Both Together
- 0302 and 0303 Models of Head and Hand Shower
- Plated Faceplate - Matches Finish of the Whole Unit
- Easy-Operating Click-Stop Lever to Change Functions
- Rubber Jet Tips for Easy Cleaning and Clog-Free Performance
- Full Color Display Box with Hanger Holes for Pegboard Display
- 3.6" Face
- 2.5 GPM



# C0309 Chrome Plated Display Box pk. 3/12

#### 5-FUNCTION MASSAGE PERSONAL SHOWER

- Chrome Plated Body
- Complimentary Grey/Putty Color Faceplate
- Easy-Operating Click-Stop Lever to Change Functions
- Rubber Jet Tips for Easy Cleaning and Clog-Free Performance
- 60" Stainless Steel Hose
- C.P. Shower Arm Mounting Bracket Included
- 4.3" Face
- 2.5 GPM



# C0301 Chrome Plated Clam pk. 3/12

#### 5-FUNCTION MASSAGE SHOWER HEAD

- Chrome Plated Body
- Complimentary Grey/Putty Color Faceplate
- Easy-Operating Click-Stop Lever to Change Functions
- Rubber Jet Tips for Easy Cleaning and Clog-Free Performance
- 4.3" Face
- 2.5 GPM



# C0300 Chrome Plated Clam pk. 3/12

### Shower Heads

#### 5 FUNCTION PERSONAL SHOWER

- Premium Chrome Plated & Peened Chrome Plated Finish
- 60" Stainless Steel Hose
- Shower Head Face Rotates to Change Function
- Rubber Jet Tips for Easy Cleaning and Clog-Free Performance
- Shower Arm Mounting Bracket Included
- 2.5 GPM



# C0294 Chrome Plated Clam pk. 6/12

#### 5 FUNCTION MASSAGE HEAD

- Premium Chrome Plated & Peened Chrome Plated Finish
- Shower Head Face Rotates to Change Function
- Rubber Jet Tips for Easy Cleaning and Clog-Free Performance
- 2.5 GPM



# C0200 Chrome Plated Clamshell pk. 6/24

#### 3 FUNCTION PERSONAL SHOWER

- Shower Head Face Rotates to Change Function
- Rubber Jet Tips for Easy Cleaning and Clog-Free Performance
- Shower Arm Mounting Bracket Included
- White with Banded Highlights
- With 60" White Reinforced Hose
- WaterSense Certified
- 2.0 GPM



# C0290 White Clamshell pk. 6/24

#### 3 FUNCTION SHOWER HEAD

- Shower Head Face Rotates to Change Function
- Rubber Jet Tips for Easy Cleaning and Clog-Free Performance
- White with Banded Highlights
- WaterSense Certified
- 2.0 GPM



# C0289 White Clamshell pk. 4/80

**Shower Heads**

**3 FUNCTION PERSONAL SHOWER**

- 60" Stainless Steel Hose
- Designed to Provide a Consistent Stream at Any Water Pressure
- Convenient Slip-In Cradle, Which Connects to Existing Shower Arm
- 2.5 GPM



# C0292 Clamshell pk. 6/24

**3 FUNCTION MASSAGE HEAD**

- Designed to Provide a Consistent Stream at Any Water Pressure
- Similar to Water-Pik®
- 2.5 GPM



# C0201 Chrome Clamshell pk. 6/24  
 # C0201W White Clamshell pk. 6/24

**8" ROUND RAIN SHOWER HEAD**

- Plated Metal Body with Matching Plated Face
- ABS Ball Joint
- Packaged Together with CP S.S. 16" 'L'-Shaped Shower Arm & CP Flange. Shower Arm is 16" Overall - 12" Out from the Wall
- Rubber Jet Tips for Easy Cleaning and Clog-Free Performance
- Full Color Display Box with Hanger Holes for Pegboard Display
- 2.5 GPM



# C0308 Chrome Plated Display Box pk. 1/6

**RAIN HEAD**


- Chrome Plated Heavy Metal Construction
- 4" Face Size
- With Flow Restrictor to 2.5 GPM at 80 PSI



# C0208 Chrome Plated Carded pk. 4/48

**PERFECT-FLO SHOWER HEAD**

- Solid Brass
- With Water Saver for Maximum Flow Rate of 2.50 GPM at 80 PSI



# C0203 2-1/4" Face Size Chrome Plated Carded pk. 6/48  
 # 0202SN 1-3/4" Face Size Satin Nickel Boxed pk. 10/50  
 # C0202SN 1-3/4" Face Size Satin Nickel Carded pk. 6/48

**Shower Heads**

**ECO-FRIENDLY WATER SAVING MASSAGE HEADS**

- Meets 1.5 GPM Flow Regulations, from 20 PSI to 80 PSI
- Excellent Flow and Body Coverage for a 1.5 GPM Shower Head
- Adjustable Spray
- 2-3/4" Overall Face,
- 4-1/8" Overall Height
- Non-Removable Flow Restrictor
- C.P. Brass Ball Joint
- Self-Cleaning and Maintenance Free Design



# C0209 Chrome Carded pk. 4/48  
 # C0209W White Carded pk. 6/60

**CHROME PLATED SOLID METAL SELECT-A-FLOW SHOWER HEAD**

- 2-1/4" Face Diameter
- With Water Saver for Maximum Flow Rate of 2.50 GPM at 80 PSI



# C0205 Regular Size 2-1/4" Face 4 Tips Carded pk. 5/50  
 # 0205A Large Size 2-3/4" Face 6 Tips Boxed pk. 1/25

**WATER SAVER C.P. BRASS SHOWER HEADS**

- 1" Face Size
- 1.5 GPM at 40 PSI or 1.8 GPM at 80PSI



# C0211 Carded pk. 4/80  
**With Shut-Off**  
 # C0212 Carded pk. 4/80

**WHITE PRISM**

- Acrylic Prism
- Chrome Plated Brass Ball
- With Flow Restrictor to 2.5 GPM at 80 PSI



# 0261 Boxed pk. 10/200

**PLASTIC W/ BRASS BALL-CHROME PLATED**

- Adjustable Faceplate for Multiple Spray Patterns
- With Flow Restrictor to 2.5 GPM at 80 PSI



# C0262 Carded pk. 4/80  
 # 0262 Boxed pk. 10/100

**PLASTIC W/ BRASS BALL-POLISHED BRASS**

- Adjustable Faceplate for Multiple Spray Patterns
- With Flow Restrictor to 2.5 GPM at 80 PSI



# 0266 Boxed pk. 5/100

**Shower Heads** *(continued)*

**METAL-CHROME PLATED**

- Adjustable Faceplate for Multiple Spray Patterns
- With Flow Restrictor to 2.5 GPM at 80 PSI



# 0269 Boxed pk. 5/100

**PLASTIC-CHROME PLATED**

- With Flow Restrictor to 2.5 GPM at 80 PSI
- Adjustable Face Plate for the Finest Spray Patterns



# C0265 Carded pk. 4/80

# 0265 Boxed pk. 10/200

**WHITE PLASTIC**

- With Flow Restrictor to 2.5 GPM at 80 PSI
- Adjustable Face Plate for the Finest Spray Patterns



# 0260 Bulk pk. 10/200

**METAL SQUARE**

- Chrome Plated Metal
- 2.5 GPM Flow Rate from 20 PSI to 100 PSI



# 0204 Boxed pk. 5/50

**PRICE-PFISTER® STYLE-CHROME PLATED**


- Chrome Plated Plastic
- Fits Arm with Attached Ball



# 0207 Bagged pk. 10/200

**SHOWER SPRAYER WITH HOSE**

- Connects to Tub Spout
- 48" Hose
- Rigid Rubber Bulb for Positive Seal on Water Source
- Massage Top



# SPR1 Hanger Card pk.6/24

**Shower Arms**

**45° DEGREE ARMS**



# 0258	6" Long	Stainless Steel	Chrome Plated	Bulk	pk. 5
# 0257	8" Long	Stainless Steel	Chrome Plated	Bulk	pk. 5
# 3361023	10" Long	Brass	Chrome Plated	Bulk	pk. 5
# 3361025	12" Long	Brass	Chrome Plated	Bulk	pk. 5
# 0258AP	4.5" Long	Plastic	Chrome Plated	Bulk	pk. 5
# 0258SN	6" Long	Stainless Steel	Satin Nickel	Bulk	pk. 5/25

**SHOWER ARM & FLANGE SET**

- 45° Angle
- Stainless Steel



# C0258A	Chrome Plated	6"	Carded	pk.6/72
# C0258ASN	Satin Nickel	6"	Carded	pk.6/72
# C0257A	Chrome Plated	8"	Carded	pk.6/72

**DOUBLE-PIVOT SHOWER ARM EXTENDER**


- Extra Large Die-Cast Wing Handles for Easy Grip When Wet
- Positive Ribbed Grippers to Hold Arm in Place
- Use to Raise or Lower Shower Head to Desired Height
- Stainless Steel Tube and Swivel Nuts
- Packed with Teflon Tape



# C0321 Chrome Plated Blister Card pk. 3/12

**S-SHAPED SHOWER ARM, C.P.**

- Raises Shower Head 8"
- Carded Comes with Flange



# 3361040 Bulk pk. 1/50  
# C0270 Carded pk. 4/48

### Shower Arms

#### 90° SHOWER ARM, C.P.

- 16" Overall



# 3361030 Bulk pk. 1/25

#### SHOWER ARM FLANGE

- Chrome Plated



# 0102



# 0140

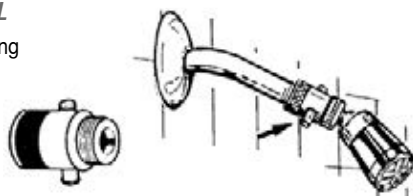
# 0102 Stamped Steel Bulk pk. 25/2000

# 0140 Die Cast w/Set-Screw Bulk pk. 5/50

### Shower Accessories

#### SHOWER FLOW CONTROL

- Fits All Shower Heads Including Hand-Held and Massaging Units
- Cuts Water Usage up to 60%
- Chrome Plated Brass



# 0213 Bulk pk. 5/50

#### 3-WAY DIVERTER

- Plated ABS Body with Matching Plated Lever Dial
- Brass Swivel Nut to Attach to Shower Arm
- Pivoting Mount for Hand Shower
- 1/2" Outlets for Shower Head and Hand Shower
- 3-Modes - Shower Head Only, Hand Shower Only, or Both Together



# C0320 Chrome Plated Blister Card pk. 3/12

# C0320SN Satin Nickel Blister Card pk. 3/12

#### BRASS SHOWER DIVERTER-LEVER

- Diverts Water from Shower Head to Hand Shower
- Chrome Plated brass



# C0297 Carded pk. 4/80

#### PLASTIC SHOWER DIVERTER-PUSH BUTTON

- Diverts Water from Shower Head to Hand Shower
- Chrome Plated



# C0298 Carded pk. 4/80

### Shower Accessories (continued)

#### 3-WAY HAND SHOWER MOUNT



- Plated ABS Body
- Strong Suction Will Hold on Most Smooth Surfaces
- Two-Sided Sticky Option for Tool-Free Permanent Mounting
- Holes for Screw Mount Permanent Option
- Rotates in Both Directions for Perfect Hand Shower Placement

# C0322 Chrome Plated Blister Card pk. 3/12

#### SHOWER MASSAGE HOLDER ADAPTER



#0291



#C0296CP

# 0291 Wall Mount White Bulk pk. 1/300

# 0296 Fits Shower Arm White Bulk pk. 1/100

# C0296 Fits Shower Arm Chrome Carded pk. 4/60

#### SHOWER HOSES

- 1/2" FPT x 1/2" FPT
- Complete with Washers



# 3365060 59" C.P. Stainless Steel Bulk pk. 6/60



# C0295 71 C.P. Stainless Steel Carded pk. 3/48

# C0285 59" White Reinforced Carded pk. 3/48

**Shower Accessories** *(continued)*

**WASHER FOR HAND-HELD SHOWER**

- Rubber
- 3/4" x 7/16" x 3/32"

# 0286 Bulk pk. 10/100



**SHOWER HEAD FLOW RESTRICTER WASHER**

- Restricts to 2.5 GPM
- Works from 20 PSI - 100 PSI.
- Fits All Shower Heads

# 0214 Bulk pk. 10/100/500



**Shower Door Accessories**

**SHOWER DOOR ROLLERS**

- Complete with Screws
- Nylon
- 3/4" Diameter Flat

# 59400P Bulk pk. 10/200/1000



**SHOWER DOOR ROLLERS**

- 4/Card
- Complete with Screws
- Nylon
- 7/8" Diameter Round

# 64550 Carded pk. 12/240



**Add-A-Shower & Shower Bars**

**UTILITY SHOWER FAUCET**

- Brass Body
- 1/2" Union Inlets Fits FPT or Sweat
- 24" Galv. Riser with Shower Head and Soap Dish
- 3" Centers

# 1869000 Boxed pk.1/6



**ADD-A-SHOWER BATHCOCK/DIVERTER**

- 3/8" FPT Swivel Riser Adapter
- Faucet has 3-3/8" Center & 3/4" IPS Inlet
- Replacement Stem #C1791C or #C1791H

# 1869040 Boxed pk.1/6

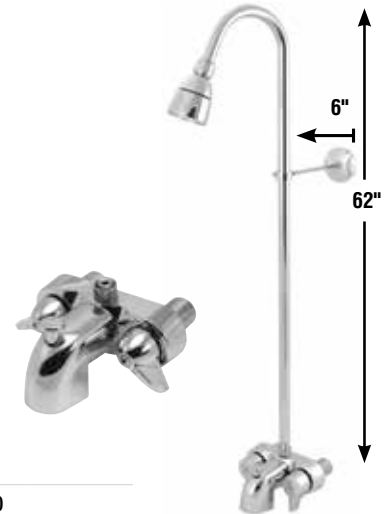


**Add-A-Shower & Shower Bars** *(continued)*

**ADD-A-SHOWER**

- Less D-Bar
- With Diverter Bath Cock, Riser, Wall Bracket and Shower Head
- Faucet has 3-3/8" Center & 3/4" IPS Inlet
- Replacement Stem #C1791C or #C1791H

# 1869020 Boxed pk. 1/10



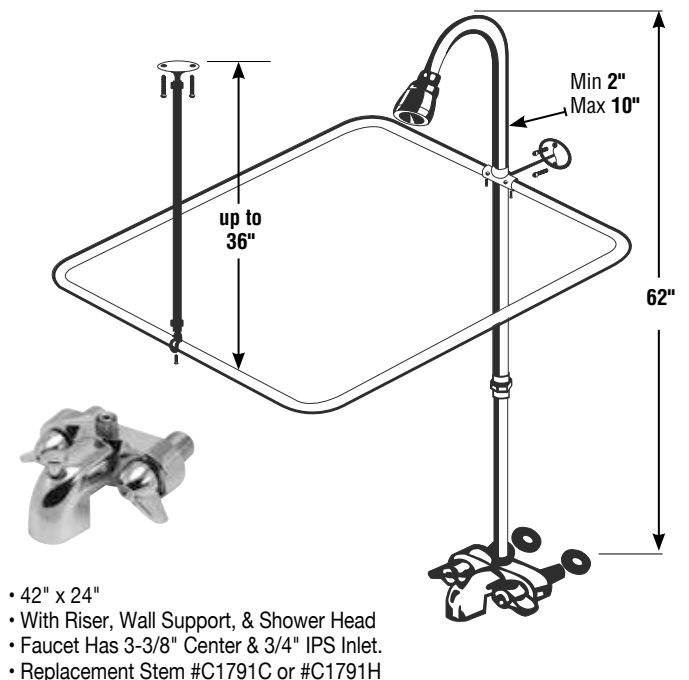
**SELF CLOSING VALVE**

- 1/2" FPT on Both Sides
- Chrome Plated Solid Brass
- Pull or Push Lever Either Up or Down to Start Flow of Water
- With Convenient Pull Chain

# 1810 Boxed pk. 1/50



**ADD-A-SHOWER WITH BATHCOCK FAUCET**



# 1869010 Boxed pk. 1

**Add-A-Shower & Shower Bars** *(continued)*

**BATH FAUCET COUPLING ELBOWS**

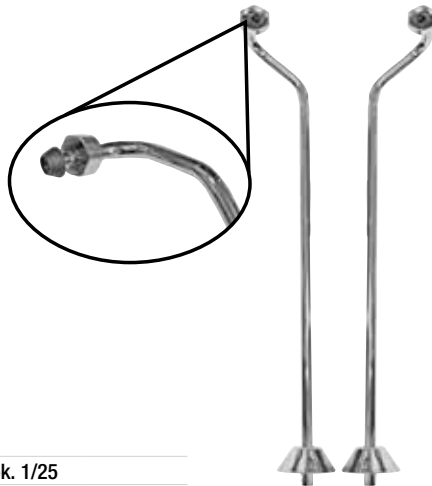
- Nickel Plated Cast Brass
- Fits 3/4" Bathcock Threads
- Inlet - 1/2" MPT



# 1828 Pair/bag pk. 1/25

**OFFSET BATH SUPPLIES/RISERS**

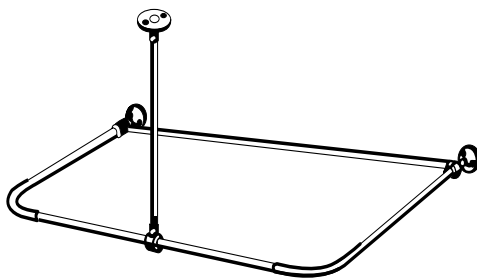
- 1/2" OD x 21-1/2"
- Chrome Plated Brass
- With Bell Flanges
- 3/4" Nuts to Fit on the Bathcock



# 0890 1 Pr/Box pk. 1/25

**D-BAR CURTAIN BAR – 2 PIECE**

- 60" x 27"



# 1869030 Boxed pk. 1

**L-BAR CURTAIN BAR – 2 PIECE**

- 27" x 60"
- With Jumbo Flanges

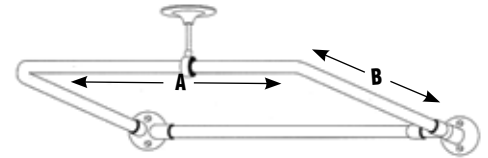


# 1869050 Boxed pk.1

**Add-A-Shower & Shower Bars** *(continued)*

**D-BARS – 1 PIECE**

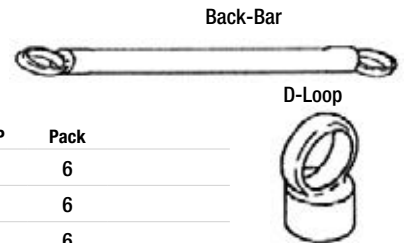
- Complete with 24" Ceiling Support, Flanges and Back-Bar



ITEM	SIZE	A	B	PUT-UP	Pack
# 0760040	4-1/2ft.	54"	27"	Bulk	6
# 0760050	5ft.	60"	27"	Bulk	6

**BACK-BAR FOR D-BARS**

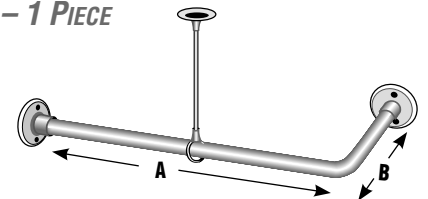
- Back-Bar Comes with D-Loops



ITEM	SIZE	PUT-UP	Pack
# 0760100	4-1/2ft.	Bulk	6
# 0760110	5ft.	Bulk	6
# 3380050	D-Loop	Bulk	6

**L-BAR SHOWER RODS – 1 PIECE**

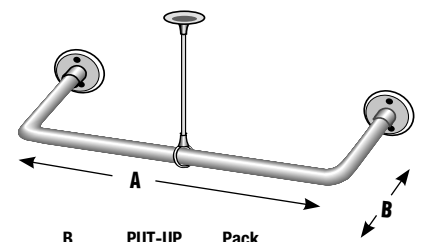
- Complete with 24" Ceiling Support and Flanges



ITEM	SIZE	A	B	PUT-UP	Pack
# 0760010	5ft.	60"	27"	Bulk	6
# 0760020	6ft.	72"	27"	Bulk	6

**U-BARS – 1 PIECE**

- Complete with 24" Ceiling Support and Flanges



ITEM	SIZE	A	B	PUT-UP	Pack
# 0760070	4-1/2ft.	54"	27"	Bulk	6
# 0760080	5ft.	60"	27"	Bulk	6

**CEILING SUPPORTS FOR CURTAIN BARS**

- Chrome Plated
- Loop is Set-Screw Style
- TBE= Threaded Butt Ends TOE= Threaded One End

# 0251D	24" Rod Only, TBE	Bulk	pk. 6/210
# 0251C	30" Rod Only, TBE	Bulk	pk. 6/210
# 0251A	36" Rod Only, TOE	Bulk	pk. 6/210
# 0251B	36" Rod Only, TBE	Bulk	pk. 6/210
# 0251	36" Rod, Loop & Flange, Complete	Bulk	pk. 6/48
# 0250	Flange, Loop & Screws	Bulk	pk. 6



**Add-A-Shower & Shower Bars** *(continued)*

**5' STRAIGHT SHOWER BARS**

- 1" O.D. Tubing
- Less Flanges, Unless Noted Below



	Finish	Wall Thickness	
# 0267	Aluminum Polished	0.025	pk. 25/box
# 98642	Aluminum Satin Nickel	0.025	pk. 5/box *
# 98849	Stainless Steel Chrome Plated w/ Zinc Flange	0.012	Individually Boxed, pk. 6
# 98643	Stainless Steel Satin Nickel	0.012	pk. 5/box *
# 98641	Brass Satin Nickel w/ Zinc Flange	—	Individually Boxed, pk. 6
# 98825	Plastic Cover White	—	12 pack * pk. 10

\* Sold by the pack. Order number of packs you want. Example for 10 rods of # 98642, order 2.

**6' STRAIGHT SHOWER BARS**

- 1" O.D. Tubing
- Less Flanges



	Finish	Wall Thickness	
# 0268	Aluminum Polished	0.025	pk. 25/box
# 98848	Aluminum Polished	0.025	pk. 5/box *

\* Sold by the pack. Order number of packs you want. Example for 10 rods of # 98848, order 2.

**DECORATIVE SPRING TENSION ROD**

- Telescoping. Expands
- No Screws Required
- Sure Grip Ends
- For Shower & General Utility
- Fit-All Standard Shower Openings



# 64110	White	36" - 63"	Hanger Tag	pk. 6/12
# 64115	White	41" - 76"	Hanger Tag	pk. 6/12
# 64120	Chrome Plated	36" - 63"	Hanger Tag	pk. 6/12
# 64125	Chrome Plated	41" - 76"	Hanger Tag	pk. 6/12
# 64109	Beige	36" - 63"	Hanger Tag	pk. 6/12

**Shower Bar Flanges**

**ROUND WITH SCREWS**

\*Order the number of Bags you want



# C0284	Chrome Plated	1 Pair/Card	pk. 6
# 0284	Chrome Plated	1 Pair/Bag	pk. 50/500
# 0284X5	Chrome Plated	5 Pair/Bag	pk. 1/100*
# 98644	Satin Nickel	5 Pair/Bag	pk. 20/60*

**Shower Bar Flanges** *(continued)*

**ROUND CONCEALED SCREWS**

- With Screws and Concealed Hardware

\*Order the number of Bags you want



# 98680	Chrome Plated	5 Pair/Bag	pk. 5/60*
# 98645	Satin Nickel	5 Pair/Bag	pk. 5/60*

**JIFFY STYLE**

- Fit 1" O.D. Rods
- Chrome Plated Finish

\*Order the number of Bags you want



# C0283	Chrome Plated Plastic	Pair/Card	pk. 6
# 0283	Chrome Plated Plastic	Pair bag	pk.5/50/250
# 98830	Chrome Plated Plastic	5 pair/bag	pk. 1/72*
# 0281	CP Zinc Die Cast	Pair/bag	pk. 5/100
# 98833	S. N. Zinc Die Cast	Pair/bag	pk. 5/100

**JUMBO STYLE**

- 1 Pair/Bag
- Chrome Plated Finish
- Die Cast
- With Mounting Hardware



# 3382010	Bulk	pk. 10/100
-----------	------	------------

**WHITE PLASTIC SHOWER CURTAIN RINGS**

- Holds Any Shower Curtain to Rod

\*Order the number of Bags you want



# 62069	12/Bag	pk.1/200*
---------	--------	-----------

**STEEL SHOWER CURTAIN PINS**

- Holds Any Shower Curtain to Rod

\*Order the number of Bags you want



# 0226P	Chrome Plated	12/Bag	pk. 1/12
# C0226	Chrome Plated	12/Card	pk.12/72
# 538194	Satin Nickel	24/Bag	pk. 12/144*

**Bath Accessories, Carded**

**4PC BATHWARE SET, CONCEALED SCREW**

- Towel Bar
- Toilet Paper Roller
- Acrylic Towel Ring
- Double Rob Hook
- Made of Rust Proof Chrome Plated Zinc Metal
- Strong Seamless Mirror Finish 3/4" Bars
- Concealed Screws for Attractive Look
- Mounting Instructions and Templates Included



# C4200 18" Bar Set/Carded pk. 4/40  
 # C4100 24" Bar Set/Carded pk. 4/24



**4PC BATHWARE SET- CONCEALED SCREW**

- 24" Towel Bar
- Toothbrush Tumbler Holder
- Toilet Paper Roller
- Soap Dish
- Made of Rust Proof Chrome Plated Zinc Metal
- Strong Seamless Mirror Finish 3/4" Bars
- Concealed Screws for Attractive Look
- Mounting Instructions and Templates Included



# C4102 Chrome Plated Carded pk. 5/50



**METAL TOWEL BAR & BRACKETS**

- 3/4" Square Bar
- Made of Rust Proof Chrome Plated Zinc Metal
- Strong Seamless Mirror Finish 3/4" Bars
- Concealed Screws for Attractive Look
- Mounting Instructions and Templates



# C4101A 18" Bar Carded pk. 6/72  
 # C4101 24" Bar Carded pk. 6/72



**TOILET PAPER HOLDER**

- Made of Rust Proof Chrome Plated Zinc Metal
- Concealed Screws for Attractive Look
- Mounting Instructions and Templates Included



# C4110 Carded pk. 6/72

**Bath Accessories, Carded (continued)**

**ACRYLIC TOWEL HOLDER**

- Made of Rust Proof Chrome Plated Zinc Metal
- Concealed Screws for Attractive Look



# C4108 Carded pk. 6/72

**SOAP DISH**

- Made of Rust Proof Chrome Plated Zinc Metal
- Concealed Screws for Attractive Look



# C4104 Carded pk. 6/72

**TOOTH BRUSH & TUMBLER HOLDER**

- Made of Rust Proof Chrome Plated Zinc Metal
- Concealed Screws for Attractive Look



# C4105 Carded pk. 6/72

**DOUBLE ROBE HOOK**

- Made of Rust Proof Chrome Plated Zinc Metal
- Concealed Screws for Attractive Look



# C4106 Carded pk. 6/72

**SINGLE ROBE HOOK**

- Made of Rust Proof Chrome Plated Zinc Metal
- Concealed Screws for Attractive Look



# C4106A Carded pk. 6/72

**Bell Style Bath Accessories**

**TOWEL BAR WITH POSTS**  
**CONCEALED SCREW, BELL-STYLE**

- Zinc
- Furnished with Matching Plate and Screws



# 97308	Chrome	18"	Boxed	pk. 1/25
# 97309	Satin Nickel	18"	Boxed	pk. 1/25
# 97310	Chrome	24"	Boxed	pk. 1/25
# 97311	Satin Nickel	24"	Boxed	pk. 1/25

**PAPER ROLLER**  
**CONCEALED SCREW, BELL-STYLE**

- Zinc
- Furnished with Matching Plate and Screws
- With Color Matched Plastic Roller



# 97300	Chrome	Boxed	pk. 1/25
# 97301	Satin Nickel	Boxed	pk. 1/25

**EURO STYLE PAPER ROLLER**  
**CONCEALED SCREW, BELL-STYLE**

- Zinc
- Furnished with Matching Plate and Screws



# 97302	Chrome	Boxed	pk. 1/25
# 97303	Brushed Nickel	Boxed	pk. 1/25

**TOWEL RING**  
**CONCEALED SCREW, BELL-STYLE**

- Zinc
- Furnished with Matching Plate and Screws



# 97304	Chrome	Boxed	pk. 1/25
# 97305	Brushed Nickel	Boxed	pk. 1/25

**DOUBLE ROBE HOOK**  
**CONCEALED SCREW, BELL-STYLE**

- Zinc
- Furnished with Matching Plate and Screws



# 97306	Chrome	Boxed	pk. 1/50
# 97307	Brushed Nickel	Boxed	pk. 1/50

**Square Style Bath Accessories**

**TOWEL BAR**  
**CONCEALED SCREW, SQUARE STYLE**

- Furnished with Screws and End Mounting Brackets
- Zinc
- Square Bottom Shape on Mounting Bracket



# 03038	Chrome	3/4"	18"	Boxed	pk. 5/30
# 03040	Chrome	3/4"	24"	Boxed	pk. 5/30
# 03033	Satin Nickel	5/8"	24"	Bagged	pk. 5/30

**TOWEL BAR BRACKETS**  
**CONCEALED SCREW, SQUARE STYLE**

- Square Bottom Shape
- Furnished with Mounting Plate and Screws
- Zinc



# 97177	Chrome	5/8"	1Pair/Boxed	pk. 1/50
# 97172	Satin Nickel	5/8"	1Pair/Boxed	pk. 1/50
# 97180	Chrome	3/4"	1Pair/Boxed	pk. 5/50
# 97170	Satin Nickel	3/4"	1Pair/Boxed	pk. 5/50

**TOILET PAPER HOLDER**  
**CONCEALED SCREW, SQUARE STYLE**

- Spring Loaded White Plastic Roller
- Furnished with Screws and End Mounting Brackets
- Square Base Post
- Zinc



# 36214	Satin Nickel	Boxed	pk. 6/96
# 36216	Oil Rubbed Bronze	Boxed	pk. 6/96
# 97187	Chrome	Boxed	pk. 6/96

**SOAP DISH**  
**CONCEALED SCREW, SQUARE STYLE**

- Zinc Die Cast
- Furnished with Mounting Plate and Hardware



# 97192	Polished Chrome	Boxed	pk. 5/50
# 97193	Satin Nickel	Boxed	pk. 5/50

**TOOTHBRUSH/TUMBLER HOLDERS**  
**CONCEALED SCREW, SQUARE STYLE**

- Concealed Installation Screw Mount
- Furnished with Mounting Hardware



# 97195	Die Cast	Chrome	Boxed	pk. 1/50
# 97196	Die Cast	Satin Nickel	Boxed	pk. 5/50

**Square Style Bath Accessories** *(continued)*

**PREMIUM TOWEL HOLDER**  
**CONCEALED SCREW, SQUARE STYLE**

- 3/8" Diameter Wire Ring
- Furnished with Screws and Mounting Plate
- Zinc



# 62062	Chrome	Boxed	pk. 6/96
# 62070	Satin Nickel	Boxed	pk. 6/96
# 62072	Oil Rubbed Bronze	Boxed	pk. 6/96
# 62063	Polished Brass	Boxed	pk. 6/96

**TOWEL HOLDER**  
**CONCEALED SCREW, SQUARE STYLE**

- Lucite Ring
- Chrome
- Furnished with Screws and Mounting Bracket



# 97892	Chrome	Boxed	pk. 1/25
---------	--------	-------	----------

**DOUBLE ROBE HOOK**  
**CONCEALED SCREW, SQUARE STYLE**

- Furnished with Screws and Mounting Plate



# 97897	Chrome	Boxed	pk. 1/50
# 97896	Satin Nickel	Boxed	pk. 1/50

**Tower Style Bath Accessories, Concealed Screw**

**TOWEL BAR**  
**CONCEALED SCREW, TOWER STYLE**


- Furnished with Screws and End Mounting Brackets
- Zinc
- Tower Style on Mounting Bracket



# 97887	Brushed Nickel	3/4" x 24"	Boxed	pk. 24
---------	----------------	------------	-------	--------

**TOILET PAPER HOLDER AND TOWEL BAR BRACKETS**  
**CONCEALED SCREW, TOWER STYLE**

- Tower Style
- 2-1/4" x 1-1/4" Base; 2-15/16" Depth
- Furnished with Mounting Plate and Screws
- Zinc



# 97185	Chrome	5/8"	1Pair/Boxed	pk. 5/150
# 97186	Satin Nickel	5/8"	1Pair/Boxed	pk. 5/150
# 97181	Chrome	3/4"	1Pair/Boxed	pk. 5/150
# 97182	Satin Nickel	3/4"	1Pair/Boxed	pk. 5/150

**TOILET PAPER HOLDER**  
**CONCEALED SCREW, TOWER STYLE**

- Spring Loaded White Plastic Roller
- Furnished with Screws and End Mounting Brackets
- Tower Base Posts
- Zinc




# 97188	Chrome	Boxed	pk. 5/50
# 97189	Satin Nickel	Boxed	pk. 5/100

**Tower Style Bath Accessories, Exposed Screw**

**TOWEL BAR**  
**EXPOSED SCREW, TOWER STYLE**

- Furnished with Screws and End Mounting Brackets
- Zinc
- Tower Style on Mounting Bracket



# 03036	Chrome	5/8" x 24"	Boxed	pk. 5/30
# 03051	Brushed Nickel	5/8" x 24"	Boxed	pk. 6/30
# 97886	Brushed Nickel	3/4" x 24"	Boxed	pk. 24

**TOILET PAPER HOLDER AND TOWEL BAR BRACKETS**  
**EXPOSED SCREW, TOWER STYLE**

- Furnished with Screws
- Zinc



# 97184	Chrome	5/8"	1Pair/Boxed	pk. 5/50
# 97174	Satin Nickel	5/8"	1Pair/Boxed	pk. 5/100
# 97183	Chrome	3/4"	1Pair/Boxed	pk. 5/50
# 97173	Satin Nickel	3/4"	1Pair/Boxed	pk. 5/100

**TOILET PAPER HOLDERS**  
**EXPOSED SCREW- TOWER STYLE**

- Spring Loaded White Plastic Roller
- Furnished with Screws
- Tower Base Posts
- Zinc



# 36206	Chrome	Boxed	pk. 6/96
# 97190	Chrome	Bagged	pk. 1/50
# 97888	Satin Nickel	Boxed	pk. 5/100

**SOAP DISHES**  
**EXPOSED SCREW, TOWER STYLE**

- Die Cast
- Furnished with Screws



# 36208	Chrome	Boxed	pk. 6/96
# 97889	Satin Nickel	Boxed	pk. 5/50

**TOOTHBRUSH/TUMBLER HOLDERS**  
**EXPOSED SCREW, TOWER STYLE**

- Exposed Installation Screw Mount
- Furnished with Mounting Hardware



# 97194	Clear Plastic Tray	Chrome	Boxed	pk. 5/50
# 97890	Die Cast	Chrome	Bagged	pk. 5/50
# 97891	Die Cast	Satin Nickel	Boxed	pk. 5/50

**Tower Style Bath Accessories,  
Exposed Screw** *(continued)*

**LUCITE TOWEL RING**  
**EXPOSED SCREW, TOWER STYLE**

- Lucite Ring
- Satin Nickel
- Furnished with Screws



# 97894 Satin Nickel Boxed pk. 1/25

**DOUBLE ROBE HOOK**  
**EXPOSED SCREW MOUNT**

- Furnished with Screws



# 97895 Satin Nickel Boxed pk. 1/50

**Towel Bars**

**STAINLESS STEEL TOWEL BAR**



# 4140	3/4" x 18"	Chrome	pk. 5/50
# 4141	3/4" x 24"	Chrome	pk. 5/50
# 4143	3/4" x 36"	Chrome	pk. 5/50
# 4141SN	3/4" x 24"	Satin Nickel	pk. 5/50
# 4130	5/8" x 18"	Chrome	pk. 5/50
# 4131	5/8" x 24"	Chrome	pk. 5/50
# 4131SN	5/8" x 24"	Satin Nickel	pk. 5/50

**ALUMINUM TOWEL BAR**

- Mill Finished



# 4116	3/4" x 18"	Bulk	pk. 5/50
# 4117	3/4" x 24"	Bulk	pk. 5/50
# 4118	3/4" x 30"	Bulk	pk. 5/50

**REPLACE-A-BAR**

- Plastic
- Spring Ends
- Cut to Length



# 4180	24" White	Bulk	pk. 10/100
# 4181	24" Clear	Bulk	pk. 10/100
# 4182	24" Black	Bulk	pk. 10/100
# 4183	36" Clear	Bulk	pk. 10/100

**SPRING LOADED BAR ENDS**

- Opaque Plastic
- Fits 5/8" or 3/4" Square Towel Bar Brackets

\*Order the Number of Bags You Want

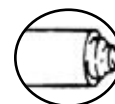


# 97899 White 10 pack\* Bulk pk. 10/100

**Toilet Paper Holders**

**TOILET PAPER ROLLER**

- Plastic
- Spring Action
- Fits Most Paper Holders
- With Stepped Ends
- Fits 3/8" & 5/8" Openings



Stepped End



# C3450	Carded	White	pk. 6/72
# 3450T	Bulk	White	pk. 25/500/1000
# C3451	Carded	Chrome	pk. 6/72
# 3451	Bulk	Chrome	pk. 5/25/500

**TOILET PAPER ROLLERS - BULK**

- Spring Loaded White Plastic Roller



\*Order the Number of Bags You Want

# 97198	Aluminum	5/8" End	Chrome	5/polybag*	pk. 5/50
# 97197	Plastic	5/8" End	White	5/polybag*	pk. 5/200
# 97199	Plastic	3-Stepped End	White	5/polybag*	pk. 5/100

**Bath Accessories**

**SHOWER ORGANIZERS**


- Furnished with Mounting Hardware



# C4120	White Plastic Coated Wire	Display Card	pk. 6/24
# C4150	Chrome	Display Card	pk. 6/24

**72" RETRACTABLE CLOTHESLINE**

- Stainless Steel
- All Mounting Hardware Included

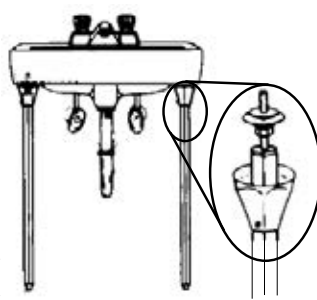


# 98832 Boxed pk. 1/5/50

**Bath Accessories** *(continued)*

**LAV LEGS (BASIN LEG)**

- Top of Leg Attaches to Bottom of Sink.
- All Mounting Hardware Included
- Decorative Hex Bell Flange
- Adjustable Legs — 28-1/4" to 29-1/2"



# 0964 1 Pr/Box pk. 1/12

**Commercial Paper Rollers**

- Recessed Mount
- 5-1/4" x 5-1/4" x 2"
- Spring Loaded White Plastic Roller
- Furnished with Screws and Mounting Bracket



# 97201U Stainless Steel Chrome Boxed pk. 25/50

**CONTROLLED DELIVERY PAPER ROLLERS**

- Zinc Die Cast Construction, Bright Chrome Plated
- Push Button to Release Roll, Vandal Resistant
- Mounting Hardware Included




# 4172 Single Boxed pk. 1/25

# 4173 Double (10.5" Wide) Box pk. 1/25

**DOUBLE COMMERCIAL TOILET PAPER HOLDERS**

- Surface Mount
- Vandal Resistant
- Furnished with Mounting Hardware
- Milled Aluminum Finish



# 97210U Aluminum Boxed pk. 25/50

# 97210R Plastic Roller Replacement Bagged pk. 1/10

**Commercial Soap Dishes**

**SOAP HOLDER WITH UTILITY BAR**

- Versatile Utility Bar Ideal for Washcloth
- 5-1/4" x 4-1/4" x 2"
- Furnished with Screws and Mounting Bracket



# 97202 Polished Chrome Boxed pk. 5/50

**REPLACEMENT SOAP TRAY**

- 4-5/8" x 2-5/8"



# 97203U Clear Plastic Tray Polybag pk. 5/50

**Commercial Soap Dispensers**

**GLOBE STYLE DISPENSER**

- Plastic Globe Dispenser
- Die Cast Body
- Swivel to Remove Globe and Refill
- 400 ml (.42 qt)



# 4170 Boxed pk. 5/25

**METAL DISPENSER**

- Easy Refill
- Chrome Finish
- 1000 ml (1.05 qt)

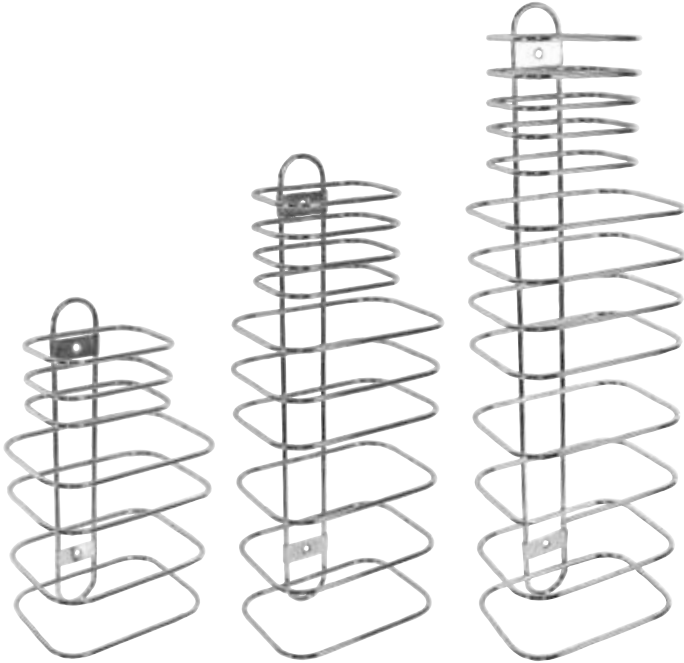


# 630000 Boxed pk. 1/6

**Towel Holders**

**WIRE TOWEL RACK**

- Accommodates 1 Wash Cloth, 1 Hand Towel, and 1 Bath Towel per Guest
- Furnished with Mounting Hardware
- Chrome Plated



	Wash Cloth	Hand Towel	Bath Towel	Pack
# 97205U	3	2	2	Boxed pk. 1/12
# 97206U	4	3	3	Boxed pk. 1/12
# 97207U	5	4	4	Boxed pk. 1/12

**COMMERCIAL SURFACE MOUNT PAPER TOWEL DISPENSER**

- ADA Approved
- White Powder Coated Finish
- Towel Capacity: 400 C-Fold or 525 Multi-fold
- Furnished with Mounting Hardware

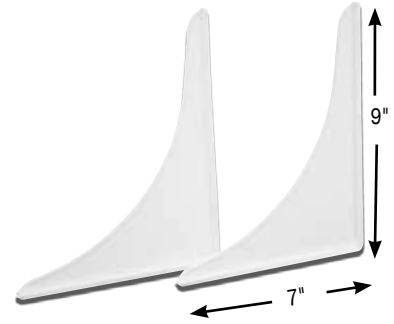


# 98542	14-5/8" H x 11"W x 4" D	White	Boxed	pk. 1/8
---------	-------------------------	-------	-------	---------

**Splash Guards**

**MINI SPLASH GUARDS**

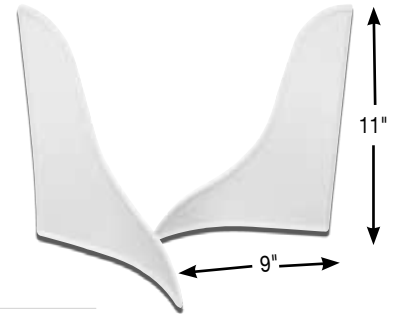
- 9" x 7"
- White Polystyrene
- Self Adhesive Strips for Easy Installation
- Keeps Water from Escaping Around Ends of Shower Curtain



# 98824	Boxed	pk. 1/30
---------	-------	----------

**CURVED SPLASH GUARDS**

- 9" x 11"
- Curved Design to Channel Water into Tub
- White Polystyrene
- Keeps Water from Escaping Around Ends of Shower Curtain
- Use Caulk and Glue to Install (Not Included)



# 98823	Boxed	pk. 1/30
---------	-------	----------

**PREMIUM CONTOURED SPLASH GUARDS**

- 11" x 7"
- Curved on Inside to Direct Water Back into Tub.
- Straight on Outside to Maintain Maximum Contact with the Shower Curtain
- Use Caulk or Glue to Install (Not Included)



# 96295	Display Box	pr/box	pk. 6/24
---------	-------------	--------	----------

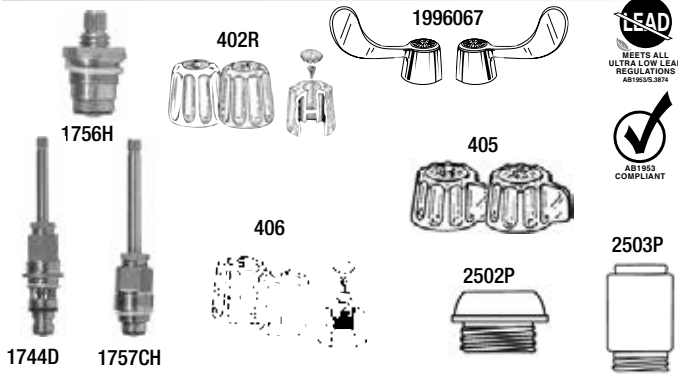
**MAXI-SPLASH GUARD**

- 9.5" x 44"
- White Polystyrene
- Self Adhesive Strips for Easy Installation
- Keeps Water from Escaping Around Ends of Shower Curtain



# 98822	Boxed	pk. 1 pr/box
---------	-------	--------------

## Parts for Gerber\*



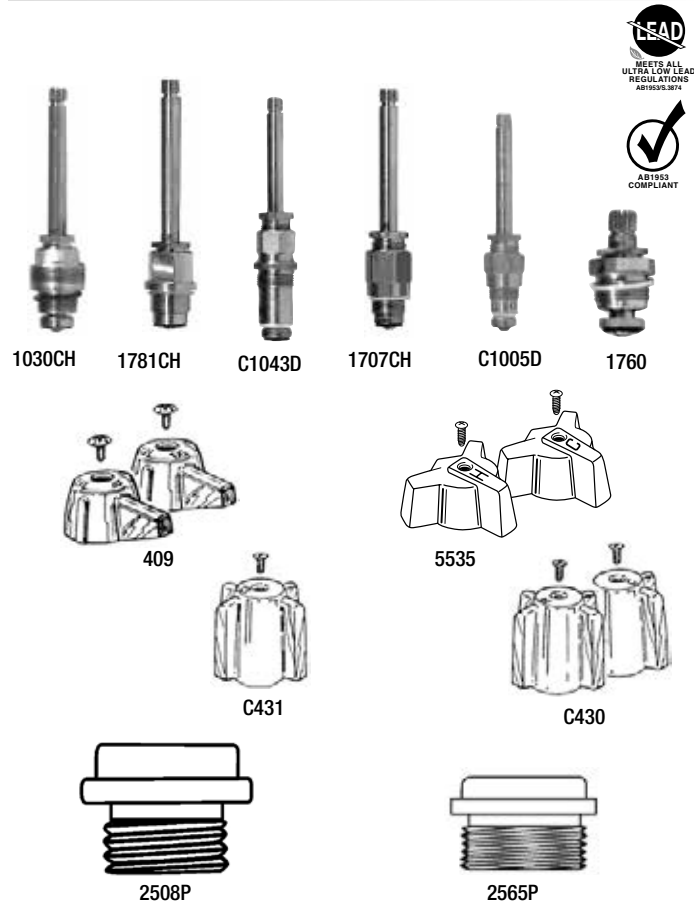
ITEM #	AB1953	TYPE	DESCRIPTION	PUT-UP	PACK
# 1756C	✓	Stem	Cold for Lav./Kitchen	Bulk	pk. 10/100
# C1756C	✓	Stem	Cold for Lav./Kitchen	1/Card	pk. 4/48
# 1756H	✓	Stem	Hot for Lav./Kitchen	Bulk	pk. 10/100
# C1756H	✓	Stem	Hot for Lav./Kitchen	1/Card	pk. 4/48
# 1757CH		Stem	H/C for Tub & Shower	Bulk	pk. 10/50
# C1757CH		Stem	H/C for Tub & Shower	1/Card	pk. 4/48
# 1744D		Stem	Div. for Tub & Shower	Bulk	pk. 10/50
# C1744D		Stem	Div. for Tub & Shower	1/Card	pk. 4/48
# 405		Handles	Lav./Kitchen	Bulk	pk. 5/25
# C405		Handles	Lav./Kitchen	Pr/Card	pk. 5/25
# 402		Handles	Tub-Long Broach	Bulk	pk. 5/25
# C402		Handles	Tub-Long Broach	Pr/Card	pk. 1/12
# 402A		Handle	Diverter-Long Broach	Bulk	pk. 5/25
# C402A		Handle	Diverter-Long Broach	1/Card	pk. 1/12
# 406		Handles	Tub -Short Broach	Bulk	pk. 5/25
# C406		Handles	Tub-Short Broach	Pr/Card	pk. 1/12
# 406A		Handle	Diverter-Short Broach	Bulk	pk. 5/25
# C406A		Handle	Diverter-Short Broach	1/Card	pk. 1/12
# 1996067		Handles	Wrist/Blade	Bulk	pk. 5/25
# 2502P	✓	Seats	5/8" x 20T	Bulk	pk. 10
# 2503P	✓	Seats	5/8" x 20T, Tall	Bulk	pk. 10

## Parts for Delta\*/Delex\*



ITEM #	AB1953	TYPE	DESCRIPTION	PUT-UP	PACK
# 1740CH	✓	Stem	Hot or Cold	Bulk	pk. 10/100
# C1740CH	✓	Stem	H & C w/Seats & Spring	1/Card	pk. 4/48
# C1706D		Stem	Diverter	1/Card	pk. 4/40
# C1706AD		Stem	Extension	1/Card	pk. 4/40
# C342		Handles	Acrylic Hot & Cold	Pr/Card	pk. 1/12
# 342P		Handles	Acrylic Hot & Cold	Pr/Bulk	pk. 5/100
# 423P		Handles	C.P. Hot & Cold	Pr/Bulk	pk. 5/25

## Parts for Central\*



ITEM #	AB1953	TYPE	DESCRIPTION	PUT-UP	PACK
# 1760C	✓	Stem	Cold for Lav/Kit	Bulk	pk. 10/100
# C1760C	✓	Stem	Cold for Lav/Kit	1/Card	pk. 4/40
# 1760H	✓	Stem	Hot for Lav/Kit	Bulk	pk. 10/100
# C1760H	✓	Stem	Hot for Lav/Kit	1/Card	pk. 4/40
# 1707CH	✓	Stem	New Style Tub/ Shower	Bulk	pk. 10/50
# C1707CH		Stem	New Style Tub/ Shower	1/Card	pk. 4/48
# C1005D		Stem	New Style Diverter	1/Card	pk. 4/48
# 1781CH		Stem	Old Style Tub/ Shower	Bulk	pk. 4/48
# C1781CH		Stem	Old Style Tub/ Shower	1/Card	pk. 4/48
# 1030CH		Stem	Old Style Tub/ Shower	Bulk	pk. 25/100
# C1030CH		Stem	Old Style Tub/ Shower	1/Card	pk. 4/48
# C1043D		Stem	Old Style Diverter	1/Card	pk. 4/48
# C409		Handle	Lav and Kitchen	Pr/Card	pk. 6/72
# C430		Handle	Tub and Shower	Pr/Card	pk. 6/72
# C431		Handle	Diverter	1/Card	pk. 6/72
# 5535		Handle	Tri-Point	Bulk	pk. 5/25
# 2508P	✓	Seat	1/2" x 24T	Bulk	pk. 10
# 2565P	✓	Seat	9/16" x 27T	Bulk	pk. 10

\*Brand Names mentioned in this catalog reference OEM Manufacturers. Please do not confuse AQUA PLUMB® with the OEM Mfg. whose parts these are intended to replace.


## Parts for Savoy\*



ITEM #	AB1953	TYPE	DESCRIPTION	PUT-UP	PACK
# 1074C	✓	Stem	Cold for Lav/Kit Rep#A-68	Bulk	pk. 10/50
# 1074H	✓	Stem	Cold for Lav/Kit Rep#A-68	Bulk	pk. 10/50
# 5312C	✓	Stem	Cold for Lav/Kit Rep#A-55	Bulk	pk. 10/50
# 5312H	✓	Stem	Hot for Lav/Kit Rep#A-55	Bulk	pk. 10/50
# 1081CH		Stem	Hot/Cold for Tub/Shower Rep#A-56	Bulk	pk. 10/50
# 1085CH		Stem	Hot/Cold for Tub/Shower Rep#A-46	Bulk	pk. 10/50
# 1025CH		Stem	Hot/Cold for Tub/Shower Rep#A-1&134A	Bulk	pk. 10/50
# 5356CH		Stem	Hot/Cold for Tub/Shower	Bulk	pk. 1/25
# 1095D		Stem	Diverter for Tub/Shower Rep#A-47	Bulk	pk. 1/25
# 5354D		Stem	Diverter for Tub/Shower	Bulk	pk. 1/25
# 337		Handles	Canopy Tub/Shower	Pr/Bag	pk. 5/25
# 2564P		Seats	35/64"(9/16") x 20T	Bulk	pk. 10/500

## Parts for Price-Pfister\*

### LAVATORY & KITCHEN STEMS



ITEM #	AB1953	DESCRIPTION	REF#	Put-Up	PACK
# 1751CH	✓	P/P* Type 910-392 Stem		Bulk	pk. 10
# 1779CH	✓	P/P* Type 910-681–Hot/Cold		Bulk	pk. 10
# 1059CH	✓	P/P* Type 910-651–Hot/Cold		Bulk	pk. 10
# 1058CH	✓	P/P* Type 910-402–Hot/Cold		Bulk	pk. 10
# C1753C	✓	P/P* Type 635-24 Sink–Cold	1H-1C	Carded	pk. 4
# C1753H	✓	P/P* Type 635-24 Sink–Hot	1H-1H	Carded	pk. 4
# C1751CH	✓	P/P* Type 910-392 Stem–H/C	2H-1HC	Carded	pk. 4
# C1779CH	✓	P/P* Type 910-681–Hot/Cold	3H-8HC	Carded	pk. 4

## Parts for Price-Pfister\* (continued)

### LAVATORY & KITCHEN REBUILD KITS

• Handles, Seats, and Stems Included



ITEM #	DESCRIPTION	Put-Up#	Pack
# 85001	P/P* Verve Lav	Clamshell	pk. 6/24
# 85005	P/P* Marquis Lav	Clamshell	pk. 6/24



### TUB & SHOWER REBUILD KITS

• Handles, Stems, Diverter Stem, Escutcheons, and Sleeves Included



ITEM #	DESCRIPTION	Put-Up	Pack
# 85000	P/P* Verve Tub- 3 Handle	Clamshell	pk. 4/12
# 85002	P/P* Windsor Tub- 3 Handle	Clamshell	pk. 4/12

### TUB & SHOWER STEMS- CARDED



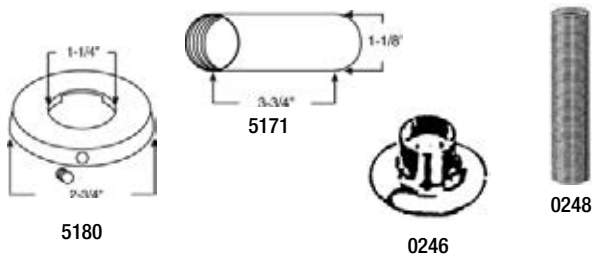
ITEM #	DESCRIPTION	REF#	Put-Up	Pack
# C1754CH	P/P* Type Shower	12H-2HC	Carded	pk. 4
# C1759D	P/P* Tub Diverter Stem	12H-4D	Carded	pk. 4

### TUB & SHOWER STEMS- BULK



ITEM #	DESCRIPTION	Put-Up	Pack
# 1754CH	P/P* Type Shower Old Style	Bulk	pk. 10
# 1741CH	P/P* Type Shower New Style	Bulk	pk. 10
# 1759D	P/P* Type Tub Div. Stem	Bulk	pk. 10
# 1679	P/P* Diverter Washer (Poly)	Bulk	pk. 10/100

### TRIM FOR 2 & 3 HANDLE TUB/SHOWER FAUCETS



ITEM #	DESCRIPTION	Put-Up#	Pack
# 0247	Shower Bell Escutcheon	Bulk	pk. 5/50
# 0248	Threaded Escutcheon Nipple	Bulk	pk. 10/100
# 0246	Lavatory Escutcheon	Bulk	pk. 5/50
# 5180	Round Escutcheon W/Set-Screw	Bulk	pk. 5/250
# 5171	Escutcheon Tube (Sleeve)	Bulk	pk. 5/400

\*Brand Names mentioned in this catalog reference OEM Manufacturers. Please do not confuse AQUA PLUMB® with the OEM Mfr. whose parts these are intended to replace.


## Parts for Price-Pfister\* (continued)

### DIRECT FIT FAUCET HANDLES



ITEM #	DESCRIPTION	Put-Up	PACK
# C383	P/P* Verve Lav., Pr	Carded	pk. 6
# C384	P/P* Verve Tub., Pr	Carded	pk. 6
# C382	P/P* Verve* Div., Ea	Carded	pk. 6
# 383	P/P* Verve Lav., Pr	Bulk	pk. 10
# 384	P/P* Verve Tub, Pr	Bulk	pk. 10
# 382	P/P* Verve* Div., Ea	Bulk	pk. 10
# 386	P/P* Marquis* Lav., Pr	Bulk	pk. 10
# 387	P/P* Marquis* Tub., Pr	Bulk	pk. 5
# C365	P/P* Windsor* Lav., Pr	Carded	pk. 6
# C368	P/P* Windsor* Div., Ea	Carded	pk. 6
# C367	P/P Windsor* Tub, Pr	Carded	pk. 6
# 365	P/P* Windsor* Lav., Pr	Bulk	pk. 5
# 381P	P/P* Crown Jewel Lav., Pr	Bulk	pk. 10

### FAUCET SEATS



ITEM #	DESCRIPTION	PUT-UP	PACK
# 2500P	P/P* 1/2" x 20T	Bulk	pk. 10/100
# 2501P	P/P* 21/32" x 18T	Bulk	pk. 10/100

### SINGLE HANDLE REPAIR

ITEM #	DESCRIPTION	Put-Up	PACK
# C1728	P/P* AVANTE CARTRIDGE	Clamshell	pk. 4



## Complete Faucet Rebuild Kits

### TUB & SHOWER REBUILD KITS

These faucet repair kits feature replacement parts for most brand name tub and shower faucets. Conveniently packaged with all of the necessary parts, each kit is self-contained, making it a smart choice for both Contractor and Do-It-Yourselfers. Installation instructions, along with helpful tools, and required tools are featured on every package.



ITEM #	DESCRIPTION	Put-Up	PACK
# 85049	Central* Tub, Old Style	Clamshell	pk. 4/12
# 85050	Central* Tub, New Style	Clamshell	pk. 4/12
# 85008	Delta* Tub Single Lever	Clamshell	pk. 4/12
# 85027	Gerber* Tub 3- Handle	Clamshell	pk. 4/12
# 85006A	Mixit* Tub/Shower Single Handle	Clamshell	pk. 4/12
# 85000	Price-Pfister* Verve Tub- 3 Handle	Clamshell	pk. 4/12
# 85002	Price-Pfister* Windsor Tub- 3 Handle	Clamshell	pk. 4/12
# 85019	Sayco* Tub- 3 Handle	Clamshell	pk. 4/12
# 85018	Sterling* Tub 3- Handle	Clamshell	pk. 4/12

### LAVATORY & KITCHEN REBUILD KITS

These faucet repair kits feature replacement parts for most brand name kitchen and lavatory faucets. Conveniently packaged with all of the necessary parts, each kit is self-contained, making it a smart choice for both Contractor and Do-It-Yourselfer. Installation instructions, along with helpful tools, and required tools are featured on every package.



ITEM #	DESCRIPTION	Put-Up	PACK
# 85045	Central* Lav	Clamshell	pk. 6/24
# 85048	Delta* Single Handle Lav	Clamshell	pk. 6/24
# 85011	Gerber* Lav	Clamshell	pk. 6/24
# 85047	Moen* Kitchen	Clamshell	pk. 6/24
# 85001	Price-Pfister* Verve Lav	Clamshell	pk. 6/24
# 85004	Price-Pfister* Windsor Lav	Clamshell	pk. 6/24
# 85005	Price-Pfister* Marquis Lav	Clamshell	pk. 6/24
# 85022	Sayco* Lav	Clamshell	pk. 6/24
# 85024	Sterling* Lav	Clamshell	pk. 6/24
# 85023	Streamway* Lav	Clamshell	pk. 6/24
# 85017	Valley* Lav	Clamshell	pk. 6/24

\*Brand Names mentioned in this catalog reference OEM Manufacturers. Please do not confuse AQUA PLUMB® with the OEM Mfr. whose parts these are intended to replace.

## O-Rings



Order the Number of Bags You Want!! All Packed 20/bag

CAT. NO.	I.D.	O.D.	WALL	REFERENCE #
# 006-70AP	1/8"	1/4"	1/16"	—
# 007-70AP	5/32"	9/32"	1/16"	—
# 008-70AP	3/16"	5/16"	1/16"	R-79
# 009-70AP	7/32"	11/32"	1/16"	—
# 010-70AP	1/4"	3/8"	1/16"	R-46
# 011-70AP	5/16"	7/16"	1/16"	R-44
# 012-70AP	3/8"	1/2"	1/16"	R-57
# 013-70AP	7/16" (27/64")	9/16" (35/64")	1/16" (5/64")	R-68
# 014-70AP	1/2" (31/64")	5/8" (39/64")	1/16" (5/64")	R-42 & R-64
# 015-70AP	9/16"	11/16"	1/16"	—
# 016-70AP	5/8"	3/4"	1/16"	R-71
# 017-70AP	11/16" (41/64")	13/16" (51/64")	1/16" (5/64")	R-80
# 018-70AP	3/4"	7/8"	1/16"	R-59
# 019-70AP	13/16"	15/16"	1/16"	R-78
# 020-70AP	7/8" (27/32")	1"	1/16"	R-69
# 021-70AP	15/16"	1-1/16"	1/16"	R-65
# 023-70AP	1-1/16"	1-3/16"	1/16"	R-62
# 024-70AP	1-1/8"	1-1/4"	1/16"	R-74
# 025-70AP	1-3/16"	1-5/16"	1/16"	—
# 027-70AP	1-5/16"	1-7/16"	1/16"	—
# 030-70AP	1-5/8"	1-3/4"	1/16"	R-76
# 110-70AP	3/8" (19/32")	9/16" (39/64")	3/32" (7/64")	R-50 & R-70
# 111-70AP	7/16"	5/8"	3/32"	R-47
# 112-70AP	1/2" (29/64")	11/16" (21/32")	3/32"	R-43
# 113-70AP	9/16"	3/4"	3/32"	R-48
# 114-70AP	5/8"	13/16"	3/32"	R-51

CAT. NO.	I.D.	O.D.	WALL	REFERENCE #
# 115-70AP	11/16"	7/8"	3/32"	R-49
# 116-70AP	3/4"	15/16"	3/32"	R-52
# 119-70AP	15/16"	1-1/8"	3/32"	R-72
# 120-70AP	1"	1-3/16"	3/32"	R-63
# 123-70AP	1-3/16"	1-3/8"	3/32"	R-82
# 125-70AP	1-5/16"	1-1/2"	3/32"	—
# 127-70AP	1-7/16"	1-5/8"	3/32"	R-61
# 129-70AP	1-9/16" (1-35/64")	1-3/4"	3/32"(7/64")	R-81
# 136-70AP	2" (1-31/32")	2-3/16"	3/32"(7/64")	R-77
# 203-70AP	5/16" (19/64")	9/16" (37/64")	1/8"(9/64")	R-66
# 204-70AP	3/8" (13/32")	5/8" (19/32")	1/8"	—
# 205-70AP	7/16" (15/32")	11/16" (23/32")	1/8"(9/64")	R-55
# 207-70AP	27/64"	45/64"	1/8"	—
# 210-70AP	9/16"	13/16"	1/8"	—
# 211-70AP	3/4"	1"	1/8"	R-45
# 212-70AP	13/16"	1-1/16"	1/8"	R-53
# 213-70AP	7/8"	1-1/8"	1/8"	R-56
# 214-70AP	15/16"	1-3/16"	1/8"	R-73
# 215-70AP	1"	1-1/4"	1/8"	—
# 216-70AP	1-1/16"	1-5/16"	1/8"	—
# 217-70AP	1-1/8"	1-3/8"	1/8"	R-58
# 218-70AP	1-3/16"	1-7/16"	1/8"	—
# 219-70AP	1-5/16" (1-7/32")	1-9/16"	1/8"	R-67
# 220-70AP	1-3/8"	1-5/8"	1/8"	—
# 221-70AP	1-7/16"	1-11/16"	1/8"	—
# 222-70AP	1-1/2"	1-3/4"	1/8"	—

## Cap-Thread Gaskets

All Bagged 25/100/1000



CAT. NO.	I.D.	O.D.	THICKNESS	MATERIAL	FITS
# 1600P	23/32"	7/8"	1/16"	Poly	
# 1601P	7/8"	1-1/16"	1/16"	Poly	Gerber Tub
# 1602P	3/4"	7/8"	1/16"	Poly	Gerber Lav.
# 1603P	55/64"	15/16"	3/64"	Poly	
# 1605P	21/32"	3/4"	1/32"	Poly	
# 1606P	25/32"	1-3/32"	1/8"	Cork	Crane
# 1607P	27/32"	1-1/64"	3/32"	Cork	Chicago
# 1608P	13/16"	15/16"	1/16"	Poly	
# 1610P	1"	1-1/4"	1/16"	Fibre	
# 1611P	15/16"	1-1/16"	1/16"	Poly	
# 1613P	3/4"	29/32"	1/16"	Fibre	
# 1615P	13/16"	31/32"	1/16"	Fibre	
# 1616P	3/4"	1"	1/16"	Fibre	
# 1618P	13/16"	1"	1/16"	Fibre	
# 1620P	7/8"	1-1/8"	1/16"	Fibre	
# 1622P	7/8"	1-3/16"	1/16"	Fibre	

## O-RING ASSORTMENT KIT

- 225 Pieces in Clear Plastic Compartment Box
- 12 Sizes - Fits Most Applications
- Size Chart on Inside of Box
- For Faucet Stems
- Also Used as Spacers
- Many Other Uses



# ORA225 Display Box pk. 1/24

## O-RING REMOVAL TOOL

- Used to Remove O-Rings & Other Washers



# 1130P Bulk pk. 5/25

## DELUXE O-RING AND WASHER PICK

- Heavy Hex Shape Body
- 2 Different Hooks for Different Styles of Rings and Washers



# 97878 Bulk pk. 50/100

## Repair Parts

### 48 PC. BIBB WASHERS & SCREWS

- Molded of Tough Neoprene for Hot/Cold Water. Contains 00, 0, 1/4, 1/4L & 3/8 Beveled and Flat Washers Plus Screws.



# C1623 Carded pk. 6/144

### STEM PACKING

- 3/32" x 2' Graphite Coated Stem Packing
- Can Be Used to Replace Any Size or Shape of Stem Packing
- Also Used on Valves



# C1699 Carded pk. 6/144

### BRASS FAUCET BIBB SCREWS

- Contains 3 Each of All 6 Sizes



# C1660 Carded pk. 6/144

### BIBB WASHERS

- Molded of Tough Neoprene for Hot/Cold Water
- Contains 3 Each of Sizes 000 Through 5/8



# C1640 Flat Carded pk. 6/144

# C1620 Beveled Carded pk. 6/144

### O-RINGS

- Molded of Tough Nitrile for Hot/Cold Water
- Low Swell
- Contains 3 Each of Popular Sizes



# C7900 Small - #010, #011, #014, #110 & #111 Carded pk. 6/144

# C7901 Medium - #015, #113, #114, #115 & #116 Carded pk. 6/144

# C7902 Large - #214, #024, #125, #218 & #219 Carded pk. 6/144

### CAP THREAD GASKET

- Contains 3ea of 6 Different Sizes that Fit 80% of the Stems on the Market, Including All Popular Models



# C1600 Carded 6/144

### FAUCET BIBB SCREWS

- Brass

# 1670 3/8" x 8-32 Bulk pk. 100/bag

# 1671 3/8" x 10-24 Bulk pk. 100/bag

# 1671A 3/8" x 10-32 Bulk pk. 100/bag

# 1672 1/2" x 8-32 Bulk pk. 100/bag

# 1673 1/2" x 10-24 Bulk pk. 100/bag

# 1673A 1/2" x 10-32 Bulk pk. 100/bag



## Repair Parts (continued)

### HOME-PAC BIBB WASHER & SCREW KITS

- Each Counter Display Comes with 24 Individual Bibb Washer & Screw Kits in Reclosable Boxes
- Each Individual Kit Has 21 Washers & 3 Screws



# 7772010 Boxed Flat pk. 1

# 7772020 Boxed Beveled pk. 1

## Bibb Washers

- Bibb Washers Are Sold By the Can of 100 Pieces
- Order Number of Cans You Want!



## BEVELED WASHERS

SIZE	ACTUAL OD	IMPORT	DOMESTIC
00	1/2"	# 7860020 pk. 100/can	# 7810010 pk. 100/can
0	1/2"	# 7860025 pk. 100/can	— pk. 100/can
1/4S	17/32"	—	# 7810020 pk. 100/can
1/4	9/16"	# 7860040 pk. 100/can	# 7810030 pk. 100/can
1/4L	19/32"	# 7860050 pk. 100/can	# 7810040 pk. 100/can
3/8	5/8"	# 7860060 pk. 100/can	# 7810050 pk. 100/can
3/8M	21/32"	# 7860070 pk. 100/can	# 7810060 pk. 100/can
3/8L	11/16"	# 7860080 pk. 100/can	# 7810070 pk. 100/can
1/2	3/4"	# 7860090 pk. 50/can	# 7810080 pk. 50/can
1/2L	25/32"	# 7860100 pk. 50/can	— pk. 50/can
5/8	13/16"	—	# 7810100 pk. 50/can
1	1-1/8"	—	# 7810140 pk. 20/bag
Assortment		# 7860010 pk. 100/can	—

## FLAT WASHERS

SIZE	ACTUAL OD	IMPORT	DOMESTIC
00	1/2"	# 7860130 pk. 100/can	— pk. 100/can
0	1/2"	# 7860135 pk. 100/can	# 7810170 pk. 100/can
1/4S	17/32"	— pk. 100/can	# 7810180 pk. 100/can
1/4	9/16"	# 7860150 pk. 100/can	# 7810190 pk. 100/can
1/4L	19/32"	# 7860160 pk. 100/can	# 7810200 pk. 100/can
3/8	5/8"	# 7860170 pk. 100/can	# 7810210 pk. 100/can
3/8M	21/32"	# 7860180 pk. 100/can	# 7810220 pk. 100/can
3/8L	11/16"	# 7860190 pk. 100/can	# 7810230 pk. 100/can
1/2	3/4"	# 7860200 pk. 100/can	# 7810240 pk. 100/can
1/2L	25/32"	# 7860210 pk. 100/can	# 7810250 pk. 100/can
5/8	13/16"	# 7860220 pk. 50/can	# 7810260 pk. 100/can
Asst.	Asst.	# 7860240 pk. 100/can	—

## Faucet Aerators

### 6/TUBE "PLUMBERS PACK"

- Dual Thread
- 2.2 GPM at 60 PSI



# 0801T Bulk pk. 1/8

### DUAL THREAD AERATOR

- Chrome Plated Brass
- 2.2 GPM at 60 PSI



0801 0801A

# 0801 Bulk pk. 25/500  
 # C0801 Carded pk. 12/144  
 # 0801A Slotted pk. 25/500

### DUAL THREAD AERATOR 1.5 GPM (WATER SAVING)

- With Flow Restrictors to Meet Flow Rate Regulations of 1.5 GPM at 60 PSI



# 5301 Bulk pk. 25/500

### CHROME PLATED BRASS AERATORS

- Chrome Plated Brass
- 2.2 GPM at 60 PSI



0803 0806 0807 0808

DESCRIPTION	THREAD	CARD	BULK
Standard Male C.P.	15/16" x 27T	# C0803 6/144	# 0803 25/100
Standard Female C.P.	55/64" x 27T	# C0806 6/144	# 0806 25/100
Small Male C.P. (Fits P/P*, Chicago*, Kohler*)	13/16" x 27T	# C0807 6/144	# 0807 25/100
Small Female C.P. (Fits P/P*, Chicago*, Kohler*)	3/4" x 27T	# C0808 6/144	# 0808 25/100

## Faucet Aerators (continued)

### SWIVEL STREAM AERATOR

- 2.2 GPM at 60 PSI
- Fits Most Faucet Spouts with Internal & External Threads



# C0805W Carded pk. 12/72

### FLEXI-NECK AERATOR

- Fits Most Faucet Spouts
- White Rubber Body
- Stainless Steel Plate



# C0819 Slip-On Carded pk. 12/48  
 # C0818 Thread-On Carded pk. 12/48

### AERATOR THREAD GAUGE

- Plated Aluminum
- All Male & Female Threads



# AG Bulk pk. 1/10

## Aerator Parts

### AERATOR WASHERS-RUBBER



ID x OD x Thick

# 0841P	Washer for Small Female	15/32" x 23/32" x 5/64" (12mm x 18.2mm x 2mm)	Bulk pk. 100
# 0842P	Washer for Standard Male	35/64" x 53/64" x 3/16" (14mm x 21 mm x 5mm)	Bulk pk. 100
# 0843P	Washer for Standard Female	35/64" x 53/64" x 5/64" (14mm x 21 mm x 5mm)	Bulk pk. 100

### AERATOR SCREENS-STAINLESS STEEL

# 0850P Standard Aerator dia. .715" Bulk pk. 100  
 # 0851P Small Aerators dia. .620" Bulk pk. 100



## Aerator Adapters

### AERATOR ADAPTERS

- Chrome Plated Brass
- With Washers



DESCRIPTION	SIDE «A»	SIDE «B»	CARDED PK. 6/144	Bulk PK. 10/100
Male Adapter (Fits Delta* American Std.*)	55/64" x 27T M	15/16" x 27T M	# C0830	# 0830P
Male Adapter (Fits Kohler* Union*, Savoy)	55/64" x 27T M	13/16" x 27T M	# C0831	# 0831P
Female Adapter (Fits Price-Pfister*, Kohler*)	3/4" x 27T F	13/16" x 27T M	# C0832	# 0832P

### AERATOR HOSE ADAPTERS

- Chrome Plated Brass
- With Washers



CARDED PK. 6/12	Bulk PK. 10/50	Side A	Side B	
# C0833	# 0833P	Standard Dual Thread	Male Garden Hose	pk. 6/144
# C0834	—	55/64" x 27T Male	Female Garden Hose	pk. 6/144

## Snap Couplers

### LARGE SNAP COUPLERS



CARDED PK. 6/12	Bulk PK. 10/100	DESCRIPTION	THREADS	MATERIAL
# C0810	# 0810P	Nipple w/Built-in Aerator	Standard Dual	Chrome Plated Brass
—	# 0812P	Nipple	Female Hose	Brass
# C0815	—	Snap Coupler Body	Male Hose	Brass/White Plastic

### SMALL SNAP COUPLERS



CARDED PK. 6/12	Bulk PK. 10/100	DESCRIPTION	THREADS	MATERIAL
# C0811	—	Nipple w/Built-in Aerator	Standard Dual	Chrome Plated Brass
—	# 0813P	Nipple	Female Hose	Brass
# C0814	—	Snap Coupler Body	Male Hose	Brass/White Plastic

## Snap Couplers (continued)

### COUPLING & NIPPLE SET

- Fits Both Faucet and Hose Side of the Connection
- Dual Thread Nipple w/Aerator and Body Carded Together



# C0815A	Large Set	Carded	pk. 10
# C0814A	Small Set	Carded	pk. 10

## Kitchen Pull-Out Parts

### PULL-OUT FAUCET HEAD

- Replacement Head for Most Pull Out Kitchen Faucets



# 600141	Chrome	Bulk	pk. 1/50
----------	--------	------	----------

# 600146	Satin Nickel	Bulk	pk. 1/50
----------	--------------	------	----------

### PULL-OUT FAUCET HOSE

- Replacement Hose for Most Pull Out Kitchen Faucets, Including Our Numbers: 600140, 600145, 1558020 & 1558021



# 660144	Bulk	pk. 1/25/100
----------	------	--------------

### SOAP DISPENSER

- Chrome Plated Dispenser Head
- All Metal Exposed Parts and Brass Pump Enclosure



# 1817	Boxed	pk. 1/6/24
--------	-------	------------

## Faucet Tools

### FAUCET / SHOWER VALVE SEAT WRENCHES

- Made of Hardened Steel for Easy Removing & Installing of Renewable Seats.
- Square on One End, Hex on Other to Fit Any Seat

# 1121	Stepped Straight	Bulk	pk. 10/100
# 1123A	Tapered Straight	Bulk	pk. 10/100
# 1125	Stepped 6" x 6" Angle	Bulk	pk. 10/100
# 1124	Tapered 6" x 6" Angle	Bulk	pk. 10/100
# C1124	Tapered 6" x 6" Angle	Carded	pk. 4/72



Stepped



Tapered



### RATCHETING SEAT REMOVAL WRENCH SET

- 4 Pieces - Ratcheting Tool & 3 Wrenches
- Hardened Steel
- Blister Card & Re-Sealable Pouch

# C1108 Carded pk. 4/36



### SHOWER SOCKET WRENCH SET

- 5 Sockets Fits 10 Different Stem Sizes
- Lever Tool for Leverage
- Complete with Storage Ring

# C1102 Carded pk. 4/24



### SEAT MEASURING GAUGE

- Aluminum
- Measures 20 Popular Seat Sizes
- Measures 4 Popular Bibb Screw Sizes
- 4in x 6in

# SMG Bulk pk. 1/5



### FAUCET RESEATER KIT

- Re-Finishes Top of Faucet Seats to Cure Dripping Faucets



# 1114 Bulk pk. 5/25

## Faucet Seats & Seals

### BRASS SEATS -BULK



ITEM#	FITS BRAND	SIZE	PACK
# 2504P	AMER. STD.*	1/2" x 20T	pk. 10/100
# 2505P	AMER. STD.*	7/16" x 24T	pk. 10/100
# 2508P	CENTRAL*	1/2" x 24T	pk. 10/100
# 2565P	CENTRAL*	9/16" x 27T	pk. 10/100
# 2502P	GERBER*	5/8" x 20T	pk. 10/100
# 2503P	GERBER*	5/8" x 20T	pk. 10/100
# 2500P	P/P*	1/2" x 20T	pk. 10/100
# 2501P	P/P*	21/32" x 18T	pk. 10/100
# 2506P	STERLING*	1/2" x 24T	pk. 10/100
# 2510P	STREAMWAY*	1/2" x 20T	pk. 10/100
# 2564P	SAVOY*	9/16" x 20T	pk. 10/100

### 100 PC. BRASS BIBB SEAT ASSORTMENT

- Most Popular Sizes
- 12 Different Sizes/Brands
- Reclosable Box with Multiple Compartments and Size Chart



# 53990 Bulk pk. 1

### TOP-HAT AQUA SEAL® STYLE WASHER FITS AMERICAN STANDARD\*

ITEM #	DESCRIPTION	REPLACES #	PACK
# 1833P	Aqua-Seal	72960-07	Bulk 10/500/3000
# 1833AP	Nu-Seal(Cadet)		Bulk 10/500/3000



### DIVERTER SEAL FOR STERLING/GERBER


# 818AP Bulk pk. 10/10




\*Brand Names mentioned in this catalog reference OEM Manufacturers. Please do not confuse AQUAPLUMB® with the OEM Mfg. whose parts these are intended to replace.

## Lavatory & Kitchen Stems—CARDED

- All Clam Packed Stems Come with Seats
- Appropriate Screws, Washers, and Packings Included
- All Necessary Cap Gaskets or Seals Included



ITEM #	DESCRIPTION	REF#	PACK
# C1713CH	AMERICAN STANDARD* – HOT/COLD	2C-6HC	pk. 4
# C1784C	AMERICAN STANDARD* – COLD w/ locknut	2K-1C	pk. 4
# C1784H	AMERICAN STANDARD* – HOT w/ locknut	2K-1H	pk. 4
# C1066CH	BPC/BRISTOL, UTOPIA* – HOT/COLD	357-1HC	pk. 4
# C1760C	CENTRAL* – COLD	1C-6C	pk. 4
# C1760H	CENTRAL* –HOT	1C-6H	pk. 4
# C1770C	CHICAGO* – COLD	6S-2C	pk. 4
# C1770H	CHICAGO* – HOT	6S-2H	pk. 4
# C1766C	CRANE* – COLD	5A-1C	pk. 4
# C1766H	CRANE* – HOT	5A-1H	pk. 4
# C1740CH	DELTA* DELEX CART – HOT/COLD	3S-8HC	pk. 4
# C1756C	GERBER* – COLD	1B-2C	pk. 4
# C1756H	GERBER* –HOT	1B-2H	pk. 4
# C1742C	GLACIER BAY* & AQUA PLUMB - COLD	3S11C	pk. 4
# C1742H	GLACIER BAY* & AQUA PLUMB - HOT	3S11H	pk. 4
# C1703C	INDIANA* – COLD	1E-1C	pk. 4
# C1703H	INDIANA* – HOT	1E-1H	pk. 4
# C1755C	KOHLER* – COLD	1C-3C	pk. 4
# C1755H	KOHLER* – HOT	1C-3H	pk. 4
# C1758C	KOHLER* – COLD	6N-1C	pk. 4
# C1758H	KOHLER* – HOT	6N-1H	pk. 4
# C1767CH	MOEN*, REP #1224 - HOT/COLD	6S-1HC	pk. 4
# C1798CH	PHOENIX* – HOT/COLD	2J-8HC	pk. 4
# C1753C	P/P* TYPE 635-24–COLD	1H-1C	pk. 4
# C1753H	P/P* TYPE 635-24–HOT	1H-1H	pk. 4
# C1751CH	P/P* TYPE 910-392 – HOT/COLD	2H-1HC	pk. 4
# C1779CH	P/P* TYPE 910-681 – HOT/COLD	3H-8HC	pk. 4
# C1749C	SAYCO* – COLD	1B-1C	pk. 4
# C1749H	SAYCO* – HOT	1B-1H	pk. 4
# C1787C	STERLING* – COLD	2L-4C	pk. 4
# C1787H	STERLING* – HOT	2L-4H	pk. 4
# C1727C	STREAMWAY* – COLD	2J-3C	pk. 4
# C1727H	STREAMWAY* – HOT	2J-3H	pk. 4
# C1791C	STREAMWAY* – COLD	2J-6C	pk. 4
# C1791H	STREAMWAY* – HOT	2J-6H	pk. 4
# C1795CH	STREAMWAY* – HOT/COLD	3J-1HC	pk. 4
# C1709C	UNION* – COLD	1E-2C	pk. 4
# C1709H	UNION* – HOT	1E-2H	pk. 4
# C1761CH	VALLEY* 2 HANDLE CART – HOT/COLD	3Z-2HC	pk. 4



**Now In Clam Packages!  
Seat Is Included!**



\*Brand Names mentioned in this catalog reference OEM Manufacturers. Please do not confuse AQUA PLUMB® with the OEM Mfg. whose parts these are intended to replace.

## Lavatory & Kitchen Stems—BULK

• All Necessary Cap Gaskets or Seals Included



Item #	DESCRIPTION	PACK
# 1713CH	AMERICAN STANDARD*	pk. 10
# 1073CH	AMERICAN STANDARD* Cadet – HOT/ COLD	pk. 10
# 1718C	BARREL FOR A/S* – COLD	pk. 10
# 1718H	BARREL FOR A/S* – HOT	pk. 10
# 1066HC	BPC/BRISTOL, UTOPIA* – HOT/COLD	pk. 10
# 1706C	CENTRAL* – COLD	pk. 10
# 1706H	CENTRAL* – HOT	pk. 10
# 1760C	CENTRAL* – COLD	pk. 10
# 1760H	CENTRAL* – HOT	pk. 10
# 1766C	CRANE* – COLD	pk. 10
# 1766H	CRANE* – HOT	pk. 10
# 1740HC	DELTA* DELEX CARTRIDGE	pk. 10
# 1756C	GERBER* – COLD	pk. 10
# 1756H	GERBER* – HOT	pk. 10
# 1769CR	GERBER* NON-METALLIC – COLD	pk. 10
# 1755C	KOHLER* – COLD	pk. 10
# 1755H	KOHLER* – HOT	pk. 10
# 1758AC	KOHLER* BRASS PLUNGER – COLD	pk. 10
# 1758AH	KOHLER* BRASS PLUNGER – HOT	pk. 10
# 1763HC	NIBCO* – HOT/COLD	pk. 10
# 1751CH	P/P* TYPE 910-392	pk. 10
# 1779CH	P/P* TYPE 910-681 – HOT/COLD	pk. 10
# 1059CH	P/P* TYPE 910-651 – HOT/COLD	pk. 10
# 1058CH	P/P* TYPE 910-402 – HOT/COLD	pk. 10
# 1074C	SAVOY* Rep# A-68 – COLD	pk. 10
# 1074H	SAVOY* Rep#A-68 – HOT	pk. 10
# 5312C	SAVOY* Rep#A-55 – COLD	pk. 10
# 5312H	SAVOY* Rep#A-55 – HOT	pk. 10
# 1782CR	SPEAKMAN* – COLD	pk. 10
# 1791C	STREAMWAY* – COLD	pk. 10
# 1791H	STREAMWAY* – HOT	pk. 10
# 1800092**	T&S, Pair, – HOT/COLD*	pk 1/25
# 1037C	T&S BARREL – COLD	pk. 10
# 1037H	T&S BARREL – HOT	pk. 10



1709



1751



1779



1059



1058



1749



1074



5312



1782



1787



1727



1791



1800092



1795



1037



1761

\*Brand Names mentioned in this catalog reference OEM Manufacturers. Please do not confuse AQUA PLUMB® with the OEM Mfgr. whose parts these are intended to replace.

\*\*Also Fits HBC #1800091 Heavy Duty Wall Mount Faucet



## Tub & Shower Stems—CARDED

- All Clamshell Packed Stems Come with Seats
- Appropriate Screws, Washers, and Packings Included
- All Necessary Cap Gaskets or Seals Included



ITEM #	DESCRIPTION	REF#	PACK
# C1785CH	A/S* short colony	9C-23HC	pk. 4
# C1029D	A/S* short colony – DIVERTER	11C-1D	pk. 4
# C1040CH	A/S* long colony	11C-3CH	pk. 4
# C1717D	A/S* long colony – DIVERTER	12C-1D	pk. 4
# C1707CH	CENTRAL* new style	10L-11HC	pk. 4
# C1005D	CENTRAL* – new style – DIVERTER	10L-13D	pk. 4
# C1781CH	CENTRAL* – HOT/COLD	11C-11HC	pk. 4
# C1030CH	CENTRAL* – HOT/COLD	11C-5HC	pk. 4
# C1043D	CENTRAL* – DIVERTER	12L-1D	pk. 4
# C1706D	DELTA* – DIVERTER	7S-9D	pk. 4
# C1706AD	DELTA* – EXTENSION	7S-4D	pk. 4
# C1723C	ELJER – COLD	10C-5C	pk. 4
# C1723H	ELJER* – HOT	10C-5H	pk. 4
# C1093D	ELJER*–DIVERTER	10C-7D	pk. 4
# C1757CH	GERBER* – HOT/COLD	11B-1HC	pk. 4
# C1744D	GERBER* – DIVERTER	11B-4D	pk. 4
# C1704C	INDIANA* – COLD	7E-5C	pk. 4

ITEM #	DESCRIPTION	REF#	PACK
# C1704H	INDIANA* – HOT	7E-5H	pk. 4
# C1799C	KOHLER* – COLD, C.P. Sleeve	9C-7C	pk. 4
# C1799H	KOHLER* – HOT, C.P. Sleeve	9C-7H	pk. 4
# C1777C	KOHLER* – COLD, Threaded Sleeve	9C-26C	pk. 4
# C1777H	KOHLER* – HOT, Threaded Sleeve	9C-26C	pk. 4
# C1754CH	P/P* – HOT/COLD	12H-2HC	pk. 4
# C1759D	P/P* – DIVERTER	12H-4D	pk. 4
# C1752C	SAYCO* – COLD	9B-3C	pk. 4
# C1752H	SAYCO* – HOT	9B-3H	pk. 4
# C1736D	SAYCO* – DIVERTER	9B-5D	pk. 4
# C1735CH	STERLING* – HOT/COLD	8L-1HC	pk. 4
# C1788CH	STERLING* – HOT/COLD	10L-1HC	pk. 4
# C1789D	STERLING* – DIVERTER.	10L-3D	pk. 4
# C1023CH	STERLING* – HOT/COLD	10L-15HC	pk. 4
# C1712C	UNION* – COLD	7E-1C	pk. 4
# C1712H	UNION* – HOT	7E-1H	pk. 4




\*Brand Names mentioned in this catalog reference OEM Manufacturers. Please do not confuse AQUA PLUMB® with the OEM Mfg. whose parts these are intended to replace.

## Tub & Shower Stems—BULK

- Appropriate screws, washers, and packings included
- All necessary cap gaskets or seals included

ITEM #	DESCRIPTION	REF #	PACK
# 1029D	A/S* SHORT COLONY-DIV.	11C-1D	pk. 10
# 1707CH	CENTRAL* NEW STYLE – HOT/ COLD	10L-11HC	pk. 10
# 1781CH	CENTRAL* – HOT/COLD	11C-11HC	pk. 10
# 1030CH	CENTRAL* – HOT/COLD	11C-5HC	pk. 10
# 1757CH	GERBER* – HOT/COLD	11B-1HC	pk. 10
# 1744D	GERBER* – DIVERter	11B-4D	pk. 10
# 1704C	INDIANA* – COLD	7E-5C	pk. 10
# 1704H	INDIANA* – HOT	7E-5H	pk. 10
# 1778D	KOHLER* THREADED SLEEVE- DIVERter	6C-30	pk. 10
# 1763A	NIBCO* – Extension	6J-2	pk. 1/25
# 1754CH	P/P* OLD STYLE – HOT/COLD	12H-2HC	pk. 10
# 1741CH	P/P* NEW STYLE – HOT/COLD	12H-1HC	pk. 10
# 1759D	P/P* – DIVERter	12H-4D	pk. 10

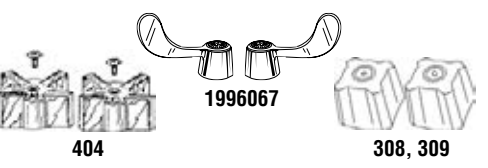
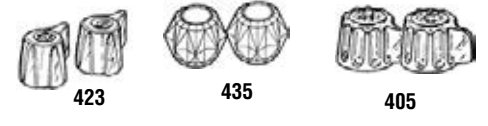
ITEM #	DESCRIPTION	REF #	PACK
# 1085CH	SAVOY* – HOT/COLD	9F-7HC	pk. 10
# 1025CH	SAVOY* – HOT/COLD	11F-1HC	pk. 10
# 5356CH	SAVOY* – HOT/COLD	12F-1HC	pk. 10
# 1095D	SAVOY* – DIVERter	12F-3D	pk. 10
# 5354D	SAVOY* – DIVERter	12F-5D	pk. 10
# 1081CH	SAVOY* – HOT/COLD	8F-1HC	pk. 10
# 1752C	SAYCO* – COLD	9B-3C	pk. 10
# 1752H	SAYCO* – HOT	9B-3H	pk. 10
# 1788CH	STERLING* – HOT/COLD	10L-1HC	pk. 10
# 1023CH	STERLING* – HOT/COLD	10L-15HC	pk. 10
# 1024D	STERLING* – DIVERter	10L-16D	pk. 10
# 1712C	UNION* – COLD	7E-1C	pk. 10
# 1712H	UNION* – HOT	7E-1H	pk. 10



\*Brand Names mentioned in this catalog reference OEM Manufacturers. Please do not confuse AQUAPLUMB®\* with the OEM Mfg. whose parts these are intended to replace.

## Direct Fit Faucet Handles—BRANDED

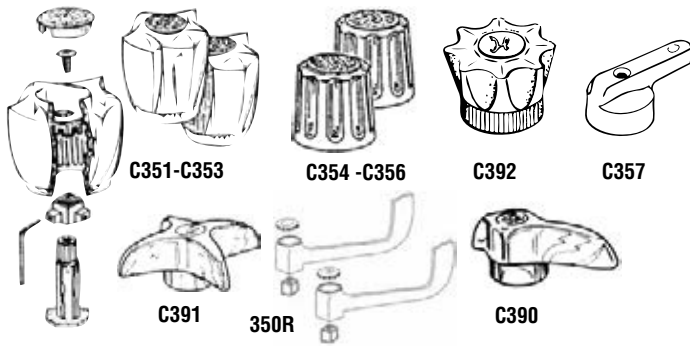
FITS BRAND		CARDED		Bulk	
AMER. STD.*	LAV.	—	—	# 420	pk. 10
AMER. STD.*	TUB	—	—	# 421	pk. 10
AMER. STD.*	DIV.	—	—	# 422	pk. 10
CENTRAL*	LAV.	# C409	pk. 3	—	—
CENTRAL*	TUB	# C430	pk. 3	# 430	pk. 10
CENTRAL*	DIV.	# C431	pk. 3	—	—
CENTRAL*	TUB	—	—	# 5535	pk. 10
CRANE*	LAV.	—	—	# 419	pk. 10
DELTA*	LAV. or KITCHEN	# C342	pk. 3	# 342P	pk. 10
DELTA*	LAV. or KITCHEN	—	—	# 423P	pk. 10
DELTA*	WIDESPREAD	—	—	# 435P	pk. 10
GERBER*	LAV. or KITCHEN	# C405	pk. 3	# 405	pk. 10
GERBER*	OLD STYLE LAV.	—	pk. 3	# 403	pk. 10
GERBER*	LONG BR. TUB	# C402	pk. 3	# 402	pk. 10
GERBER*	LONG BR. DIV.	# C402A	pk. 3	# 402A	pk. 10
GERBER*	SHORT BR. TUB	# C406	pk. 3	# 406	pk. 10
GERBER*	SHORT BR. DIV.	# C406A	pk. 3	# 406A	pk. 10
GERBER*	OLD STYLE TUB	—	—	# 404	pk. 10
GERBER*	WRIST/BLADE HDLS	—	—	# 1996067	pk. 10
KOHLER*TREND*	LAV.	—	—	# 308	pk. 10
KOHLER*TREND*	TUB	—	—	# 309	pk. 10
KOHLER*TREND*	DIV.	—	—	# 310	pk. 10
PHOENIX* & Others**	LAV	# C424	pk. 3	—	—
P/P* Crown Jewel*	LAV	—	—	# 381P	pk. 10
P/P* VERVE*	LAV.	# C383	pk. 3	# 383	pk. 10
P/P* VERVE*	TUB	# C384	pk. 3	# 384	pk. 10
P/P* VERVE*	DIV.	# C382	pk. 3	# 382	pk. 10
P/P* MARQUIS*	LAV.	—	—	# 386	pk. 10
P/P* MARQUIS*	TUB	—	—	—	pk. 10
P/P* WINDSOR*	LAV.	# C365	pk. 3	# 365P	pk. 10
P/P* WINDSOR*	TUB	# C367	pk. 3	—	—
P/P* WINDSOR*	DIV.	# C368	pk. 3	—	—
SAVOY *	CANOPY "STAR"	—	—	# 337	pk. 10
SAYCO*	LAV.	# C415	pk. 3	—	—
SAYCO*	TUB	# C416	pk. 3	—	—
SAYCO*	DIV.	# C417	pk. 3	—	—
STERLING*	LAV.	# C385	pk. 3	# 385	pk. 10
STERLING*	TUB	# C407	pk. 3	—	—
STERLING*	DIV.	# C408	pk. 3	—	—
STERLING*	SQ. BR. LAV.	—	—	—	—
STREAMWAY*	LAV.	# C426	pk. 3	# 426P	pk. 10
T&S*	LAV. or Kit	—	—	# 1800093	pk. 1/25
VALLEY*	LAV.	—	—	# 326P	pk. 10
VALLEY*	TUB	—	—	# 327P	pk. 10
VALLEY*	DIV.	—	—	# 328P	pk. 10



\*\*Also fits 3PC, Bristol\*, Streamway\*, Midcor\*, Utopia\* and Some Moen\*.

## Universal Handles

### ASSORTED STYLES



ITEM#	STYLE	FITS	Put-Up	PACK
# C351	Acrylic	SMALL - Hot / Cold	Pr/Card	pk. 3
# C352	Acrylic	LARGE - Hot / Cold	Pr/Card	pk. 3
# C353	Acrylic	DIV.	Ea/Card	pk. 3
# C351A	Acrylic	SMALL - Hot/Cold/Div	EA/Card	pk. 3/72
# C352A	Acrylic	LARGE - Hot/Cold/Div	EA/Card	pk. 3/72
# C354	Chrome	SMALL - Hot / Cold	Pr/Card	pk. 3
# C355	Chrome	LARGE - Hot / Cold	Pr/Card	pk. 3
# C356	Chrome	DIV.	Ea/Card	pk. 3
# C390	Chrome	LEVER - Hot / Cold	Pr/Card	pk. 3
# C391	Chrome	CROSS - Hot / Cold	Pr/Card	pk. 3
# C392	Acrylic	H/C w/REMOVE SKIRT	Pr/Card	pk. 3
# 350R	Chrome	BLADE-STYLE	Pr/Bagged	pk. 3
# C357	Chrome	CANOPY LEVER - H/C	Pr/Card	pk. 3

## Handle Pullers

### FAUCET HANDLE PULLER

# C1104 Carded pk. 4/36



### LARGE HANDLE PULLER

• 2 Stage Handle Puller for Narrow and Wide Faucet Handles

# 1104B Bulk pk. 1/25



### DELUXE HANDLE PULLER

• Removes All Canopy Lever Handles Quickly & Easily without Scratching  
• Counter-Weight to Pull Hard-to-Remove Handles

# 1104A Bulk pk. 1/25



## Index Buttons

### INDEX BUTTONS FOR PRICE-PFISTER®\*

• 15/16" Diameter

# 379	HOT	Bulk	pk. 10
# 381	DIV.	Bulk	pk. 10
# 380	COLD	Bulk	pk. 10




## Index Buttons

### INDEX BUTTONS FOR GERBER®\*

• 1" Diameter

# 5110	HOT	Bulk	pk. 10
# 5112	DIV.	Bulk	pk. 10
# 5111	COLD	Bulk	pk. 10



### INDEX BUTTONS FOR SAYCO®\*

• 1-1/4" Diameter

# 305	HOT	Bulk	pk. 10
# 307	DIV.	Bulk	pk. 10
# 306	COLD	Bulk	pk. 10



### INDEX BUTTON FOR DELTA/DELEX®\* OLD-STYLE

• 1 1/2" Diameter

# 5140	Bulk	pk. 5/25
--------	------	----------



### INDEX BUTTONS FOR MOEN®\* TEAR DROP

• 2" X 1.5"

# 5144	Bulk	pk. 5/25
--------	------	----------



## Stem Packing & Lube

### 24" MAKE-A-WASHER PLASTIC PACKING

• 3/32" Thick

# 1699	Graphite	Bulk	pk. 100
# C1699	Graphite	Carded	pk. 10/200



### GRAPHITE VALVE STEM PACKING

• String Coated w/ Graphite  
• Re-Closeable Pop-Out Spool  
• Individual Spools  
• Non-Asbestos

# 8063020	1/4" Thick	8' Spool	pk. 1/10
# 8063010	1/8" Thick	10.5' Spool	pk. 1/10



### PLUMBERS GREASE

• Will Not Attack Rubber or Plastic  
• For Lubricating Seals, Threads or Any Moving Parts  
• Non-Toxic

# 1881	1 oz. Can	pk. 6/24
# 1881R	1 oz. Tube	pk. 1/12

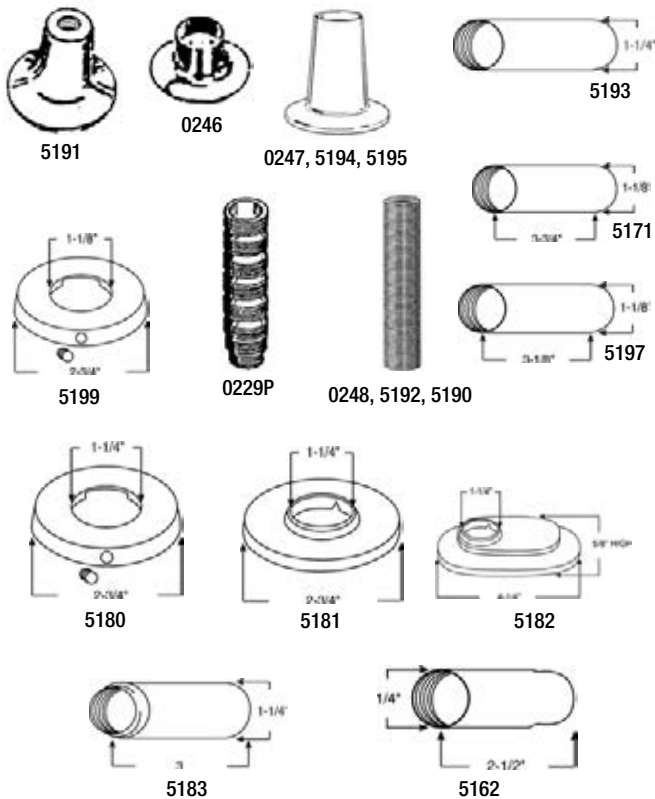


## 2 Handle Repair

### TRIM FOR 2 & 3 HANDLE TUB & SHOWER FAUCETS

• All Bulk Packed

ITEM #	FITS BRAND	TYPE	PACK
# 5192	Central*	Threaded Brass Nipple	pk. 10/500
# 5191	Central*	Bell Escutcheon	pk. 10/500
# 5180	Central*	Round Escutcheon w/Set-Screw	pk. 5/250
# 5193	Central*	Escutcheon Tube (Sleeve)	pk. 5/300
# 5199	Gerber*	Round Escutcheon w/Set-Screw	pk. 5/250
# 5197	Gerber*	Escutcheon Tube (Sleeve)	pk. 5/400
# 5194	Gerber*	Bell Escutcheon	pk. 5/100
# 5190	Gerber*	Threaded Brass Nipple	pk. 5/200
# 5195	Kohler*	Bell Escutcheon	pk. 5/200
# 0247	P/P*	Shower Escutcheon	pk. 5/50
# 0248	P/P*	Threaded Escutcheon Nipple	pk. 10/100
# 0246	P/P*	Lavatory Escutcheon	pk. 5/50
# 5180	P/P*	Round Escutcheon w/Set-Screw	pk. 5/250
# 5171	P/P*	Escutcheon Tube (Sleeve)	pk. 5/400
# 5180	Sayco*	Round Escutcheon w/Set-Screw	pk. 5/250
# 5181	Sayco*	Round Escutcheon w/Nylon-Sleeve	pk. 10/200
# 5182	Sayco*	Oval Escutcheon w/Nylon-Sleeve	pk. 10/10
# 5183	Sayco*	Escutcheon Tube (Sleeve)	pk. 5/200
# 5162	Sterling*	2-1/2" Escutcheon Tube (Sleeve)	pk. 5/200
# 0229P	Fit-All*	Threaded Escutcheon Nipple	pk. 25



## UNIVERSAL ESCUTCHEON SYSTEM

- Fits Over 173 Different Shower, Tub & Widespread Lavatory Units
- Chrome Plated Zinc Die Cast w/ Plastic Nipple



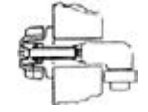
### # C0233 Full Extended

This Illustration Shows the Unit in its Maximum Extended Position.

C0233-Extended



C0233- Retracted



### # C0233 Full Retracted

This Illustration Shows the Unit in its Maximum Retracted Position. The Escutcheon and Reversible Sleeve Allow Installation Adjustments from the Handle to the Wall of 1/2" to 2-1/2".



# C0233 2-Stage w/Nipple

Carded pk. 6/72

### # C0234

Threaded Cut-Off Nipple Has 3 Different Thread Types



# C0234 Old-Fashioned Octagon w/ Nipple

Carded pk. 6/60

## FLANGE & ESCUTCHEON KITS

- Parts That Go Together, Carded Together



C5197



C5181



C5161



C0247

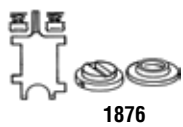
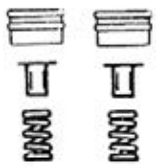
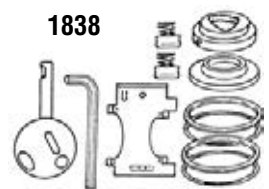
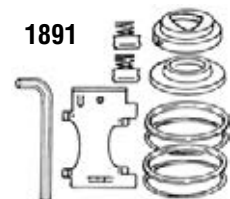
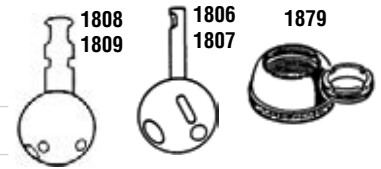


C5183

# C5197	Gerber*	#5199 Escutcheon #5197 Tube	set/Card	pk. 4/72
# C0247	Price-Pfister*	#0247 Escutcheon #0248 Thd. Nipple	set/Card	pk. 6/72
# C5181	Sayco*	#5181 Escutcheon #5183 Tube	set/Card	pk. 4/72
# C5183	Sayco*	#5180 Escutcheon #5183 Tube	set/Card	pk. 4/72
# C5161	Sterling*	#5180 Escutcheon	set/Card	pk. 4/72

## Single Handle Repair

FITS BRAND	Bulk		CARDED	
Delta* Type Plastic Ball #70	# 1806P	pk. 5	—	—
Delta* Type Brass Ball #70	—	—	# C1807	pk. 6
Delta* Type S.S. Ball #70	—	—	# C1807A	pk. 6
Delta/Peerless* Plastic Ball #212	# 1808	pk. 5	—	—
Delta/Peerless* Brass Ball #212	—	—	# C1809	pk. 5
Delta/Peerless* S.S. Ball #212	—	—	# C1809A	pk. 6
Delta Scald Guard* Cartridge #1991	# 1796HC	pk. 3	# C1796HC	pk. 4
Repair Kit #1 for Delta* Kitchen	—	—	# C1891	pk. 6
Repair Kit #1 for Delta*/Kitchen w/Ball	—	—	# C1838	pk. 6
Repair Kit #1 for Delta/Peerless*	—	—	# C1892	pk. 6
Repair Kit #1 for Delta/Peerless* w/Ball	—	—	# C5339	pk. 6
Repair Kit #2 for Delta/Peerless*	—	—	# C1876	pk. 6
Seat & Spring Kit for Delta* 2 Old & 2 New Style Seats & Spring	—	—	# C1875	pk. 12
Cap Assembly for Delta*	—	—	# C1879	pk. 6
Cartridge for Delta* Monitor	—	—	# C223	pk. 1
Push Button Diverter for Delta*	# 1837R	pk. 5	—	—
Cartridge for Moen*, Plastic (Rep# 1225)	—	—	# C225	pk. 4
Cartridge for Moen*, Brass (Rep# 1200)	# 226	pk. 5	—	—
Cartridge for Moen*, Fits Posi Temp (Rep# 1222)	—	—	# C224	pk. 4
Cartridge for P/P* Avante	—	—	# C1728	pk. 4
Cartridge for Symmons* (TA-10)	# 5331	pk. 1	—	—
Cartridge for Valley/Aqualine*	# 816P	pk. 5	—	—
Seats & Springs for Valley*	—	—	# C1871	pk. 6/12



\*Brand Names mentioned in this catalog reference OEM Manufacturers. Please do not confuse AQUA PLUMB® with the OEM Mfgr. whose parts these are intended to replace.

## Single Handle Repair


### FAUCET HANDLES FOR SINGLE HANDLE



340P, 341P



1836



C346



436



5963



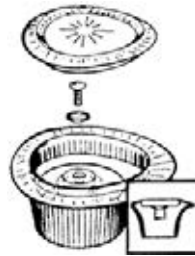
1848P



1846P



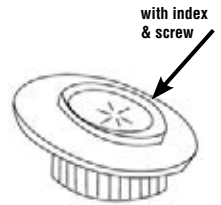
343



427



428 & 432



438

### BULK

FITS BRAND	TYPE		
Delta/ScaldGuard*	TUB	# 436	pk. 10
Mixit*	TUB/SHOWER	# 1846P	pk. 5/250
Mixit*	TUB/SHOWER	# 1848P	pk. 5/250
Moen* Old Style	LAV	# 343P	pk. 10
Moen* Lever	KITCHEN	# 5963	pk. 10
Valley*	—	# 438	pk. 10

### CARDED

FITS BRAND	TYPE		
Delta/Peerless*	LAV	# C340	pk. 6
Delta*	KITCHEN	# C1836	pk. 4
Delta/Peerless*	TUB/SHOWER	# C341	pk. 6
Delta/Peerless* with Bushing	LAV/KIT/SHOWER	# C346	pk. 6
Moen* Teardrop Chateau	LAV	# C427	pk. 6
Moen* Teardrop Chateau	TUB	# C428	pk. 6
Moen* Teardrop Posi-Temp	LAV/TUB	# C432	pk. 6

### ESCUTCHEON PLATES FOR SINGLE HANDLE SHOWER VALVE

• Complete w/Screws



5921



5920




5926

# 5920	Delta, CP	Bulk	pk. 1/50
# 5926	Delta ScaldGuard, CP	Bulk	pk. 1/5
# 5921	Moen - Flat, CP	Bulk	pk. 1/10

### CARTRIDGE PULLER FOR MOEN®\*

- Pulls All Cartridges (Both Brass & Plastic)
- Will Pull Both Stem & Barrel



# 1122 Bulk pk. 3/36

Replacement Ceramic Cartridges for AquaPlumb Faucets and Many Others

- Brass Round-Broached Stem, 20 Points
- Stem is Internally Threaded for Handle Screw
- Scald Guard Pressure Balanced
- Marked "HL-40"
- Fits HBC # 600055 and #600058

\*Also some earlier models of HBC # 600061



# 600062 Bulk pk. 1/10

- Plastic Round-Broached Stem, 30 Points
- Stem is Internally Threaded for Handle Screw
- Scald Guard Pressure Balanced
- Marked "MS"
- Fits HBC # 600055 and #600058




# 600053 Bulk pk. 1/10

- Plastic Square-Broached Stem
- Stem is Internally Threaded for Handle Screw
- Scald Guard Pressure Balanced
- Marked "HAIN-YO"
- Fits some older HBC # 600061




# 600063 Bulk pk. 1/10

- Plastic Square-Broached Stem
- Stem is Internally Threaded for Handle Screw
- Marked "DL02GJ"
- Fits HBC #1558020, #1558021, #600140, #600145



# 660143 Bulk pk. 1/25

- Plastic Square-Broached Stem
- Adjustable Lock-Nut Reinforcer
- Stem is Internally Threaded for Handle Screw
- Scald Guard Pressure Balanced
- Marked "HJ-40"
- Fits HBC #1550221, #1550222



# 1550223 Bulk pk. 1/50

3-In-One Oil.....	292	Blended Bristle.....	261	Compass Saw.....	22
5-in-1 Tool.....	268	Bottle.....	280	Coping Saw.....	22
<b>A</b>		Bowl.....	279	Cord Switch.....	250
Abrasive Wheel.....	46	Chip.....	269	Corner Brace.....	188
Acid/Whitewash Brush.....	273	Detail.....	272	Corner Brace Plate.....	190
Aerator.....	334	Dish.....	280	Cover Plate.....	98
Air Conditioner Cover.....	293	Driveway.....	273	Crash Chain.....	184
Air Conditioner Filter.....	293	Industrial.....	273	Crimping Tool.....	30
Air Conditioner Seal Strip.....	293	Masonry.....	273	Cutter.....	26, 30, 37
Air Conditioner Support.....	293	Nylon.....	259	Cylinder Plate.....	99
Anchor Bar.....	98	Polyester.....	259, 261	<b>D</b>	
Anti Sag Gate Kit.....	172	Pure White China Bristle.....	259	<b>Deadbolt</b>	
Ant Killer.....	288	Rattail Handle.....	259	Adjustable.....	72
Aviation Snips.....	23	Roofing.....	273	Commercial.....	80
Awl.....	29	Scrub.....	278, 279, 280	Electronic.....	53
<b>B</b>		Stripping.....	272	Mobile Home.....	73
Backsaw.....	27	Tile.....	280	Standard.....	68-70
Ball Catch.....	112, 239	Toilet.....	280	Strike.....	101
Barrel Bolt.....	191	Wire.....	272	<b>Deadlock, Surface Mounted Rim.....</b>	<b>77</b>
<b>Bath Accessories</b>		<b>Bucket.....</b>	<b>280</b>	<b>Decorative Hook.....</b>	<b>42</b>
Basin Legs.....	327	<b>Bug Killer.....</b>	<b>288</b>	<b>Dish Brush.....</b>	<b>280</b>
Bathware Set.....	323	<b>Bumper Discus Lock.....</b>	<b>133</b>	<b>Dog Tie-Out.....</b>	<b>244</b>
Commercial.....	327	<b>Bungee Strap.....</b>	<b>34</b>	<b>Dolly.....</b>	<b>34</b>
Lav Legs.....	327	<b>Bung Hole Mixer.....</b>	<b>274</b>	<b>Door</b>	
Robe Hook.....	323, 324	<b>C</b>		Anchor Bar.....	95
Shower Organizer.....	326	<b>Cabinet Lock.....</b>	<b>238</b>	Chime.....	107
Soap Dish.....	325-328	<b>Cable, Pre-cut.....</b>	<b>244</b>	Closer.....	107
Toilet Paper Holder.....	323-326	<b>Cable Ties.....</b>	<b>249</b>	Foot Bolt.....	113
Toothbrush Holder.....	326-328	<b>Cane Bolt.....</b>	<b>171</b>	Guard.....	95
Towel Bar.....	325-328	<b>Canopy Switch.....</b>	<b>250</b>	Holder.....	120
Towel Holder.....	323	<b>Cap Light.....</b>	<b>48</b>	Kickplate.....	111
Towel Ring.....	324, 326	<b>Cap-Thread Gaskets.....</b>	<b>332</b>	Knob Bumper.....	119, 120
<b>Bath Lock.....</b>	<b>73</b>	<b>Carbide Rasp.....</b>	<b>37</b>	Knocker.....	96
<b>Bathroom Scale.....</b>	<b>292</b>	<b>Carbon Monoxide Alarm.....</b>	<b>253</b>	Mortise Flush Lever.....	113
<b>Batteries.....</b>	<b>51</b>	<b>Caulk</b>		Protector.....	94
<b>Battery.....</b>	<b>35</b>	Acrylic.....	256, 258	Sleeve.....	109
<b>Beats The Nail Construction Adhesive.....</b>	<b>257</b>	Gun.....	267	Stop.....	114-119
<b>Bedbug Spray.....</b>	<b>288</b>	Kitchen & Bath.....	256	Viewer.....	97, 107
<b>Bedroom Lock.....</b>	<b>73</b>	Latex.....	256, 258	Wall Protector Plate.....	120
<b>Bibb Washer.....</b>	<b>333</b>	Vinyl.....	257	<b>Doorbell.....</b>	<b>108</b>
<b>Bike Lock.....</b>	<b>129-136</b>	<b>Caulking Gun.....</b>	<b>267</b>	<b>Door Closer.....</b>	<b>177</b>
Cable.....	134	<b>Caution Sign.....</b>	<b>281</b>	Commercial.....	82
Camo.....	131	<b>Caution Tape.....</b>	<b>292</b>	Mini.....	83
Easy to Read Dial.....	136	<b>C-Clamp.....</b>	<b>30</b>	Residential.....	83
Light-up.....	130	<b>Ceiling Hook.....</b>	<b>196, 247</b>	<b>Double Corner Brace Plate.....</b>	<b>189</b>
Loop 'n Lock.....	132	<b>Ceramic Cartridge Replacements.....</b>	<b>346</b>	<b>Drawer</b>	
Matchkey.....	135	<b>Chain</b>		Lock.....	238
Quick Release.....	130	Log, Pre-cut.....	244	Pull	
U-Lock.....	133	Pre-cut.....	244	Antique Brass.....	221
Vinyl Covered Chain.....	128	<b>Chain Bolt.....</b>	<b>192</b>	Antique Copper.....	228
<b>Blade.....</b>	<b>36, 43, 46</b>	<b>Chain with Combination Lock.....</b>	<b>128</b>	Antique Steel.....	227
<b>Bolt Cutter.....</b>	<b>30</b>	<b>Chair Leg Braces.....</b>	<b>190</b>	Black.....	227
<b>Booster Cable.....</b>	<b>294</b>	<b>Chalk Line.....</b>	<b>23, 25</b>	Black Nickel.....	227
<b>Boric Acid.....</b>	<b>288</b>	<b>Chest Handle.....</b>	<b>212, 239</b>	Brushed Chrome.....	224
<b>Bottle Opener.....</b>	<b>274</b>	<b>Chisel.....</b>	<b>23, 29</b>	Brushed Nickel.....	224
<b>Bowl Brush.....</b>	<b>279</b>	<b>Circular Saw.....</b>	<b>35</b>	Ceramic.....	231
<b>Box w/Compartments.....</b>	<b>247</b>	Blades.....	27	Dark Oil Rubbed Bronze.....	221
<b>Brace</b>		<b>Clamp.....</b>	<b>30</b>	European Bronze.....	228
Chair Leg.....	190	<b>Clamp-On Lamp.....</b>	<b>249</b>	Oil Rubbed Bronze.....	220
Corner.....	188, 190	<b>Cleaning Cloth.....</b>	<b>294</b>	Plastic.....	231
<b>Bracket.....</b>	<b>245</b>	<b>Cleaning Towel.....</b>	<b>294</b>	Polished Brass.....	218
<b>Brads.....</b>	<b>248</b>	<b>Clevis Grab.....</b>	<b>243</b>	Polished Chrome.....	225
<b>Brass Seat.....</b>	<b>336</b>	<b>Clip &amp; Thimble.....</b>	<b>243</b>	Polished Copper.....	228
<b>Brick Jointer.....</b>	<b>276</b>	<b>Closet Door Track.....</b>	<b>209</b>	Porcelain.....	230
<b>Broadcast Spreader.....</b>	<b>22</b>	<b>Closet Lock.....</b>	<b>73</b>	Resin.....	230
<b>Brooder Lamp.....</b>	<b>249</b>	<b>Closet Pole Socket.....</b>	<b>206</b>	Rust.....	228
<b>Broom.....</b>	<b>278, 285</b>	<b>Closet Rod.....</b>	<b>207</b>	Satin Chrome.....	225
Extension Pole.....	266	<b>Clothesline.....</b>	<b>287, 326</b>	Satin Nickel.....	214
<b>Brush</b>		<b>Clothesline Hook.....</b>	<b>196, 247</b>	Steel.....	231
Acid/Whitewash.....	273	<b>Coat Hook.....</b>	<b>240</b>	Unfinished Wood.....	229
Beavertail Handle.....	259	<b>Compartment Box.....</b>	<b>247</b>	Value Pack.....	232
				Slide.....	238

# PRODUCT INDEX

Drill.....	35	Single Handle.....	297, 298	24 LED.....	47
Drill Bit.....	31-33, 40-42, 44	Teapot Style Pull-Out.....	297	27 LED.....	48
Drive-in Ball Catches.....	111	Two Handle.....	298	30 LED.....	49
Driver.....	35	Two-Handle Gooseneck.....	298	Aluminum.....	47
Driver Bit.....	33	Wall Mount.....	311	Cap Light.....	48
Driveway Brush.....	273	Seats.....	331	Compact.....	49
Drop Cloth.....	270	Specialty		Halogen Spotlight.....	51
Drum Liners.....	22	Add-a-Shower.....	312	Headlight.....	48
Dryer Cord.....	251	Bathcock.....	312	Lantern.....	47
Dummy Cylinder.....	98	Gooseneck Bar.....	309	Rechargeable.....	49
Duplex Receptacle.....	250	Laundry.....	310	Sport Utility.....	51
Dust Mask.....	271	Plastic Bar.....	310	Spotlight.....	47
Dust Mop Handle.....	284	Pull-Out Utility.....	310	Twist.....	47
Dust Pan.....	279, 286	Single Basin.....	312	Value.....	51
Dutch Door Surface Bolt.....	192	Sink Bibb.....	313	<b>Flat Corner.....</b>	<b>188</b>
<b>E</b>		Slop-Sink.....	311	<b>Flat Washer.....</b>	<b>333</b>
Electrical Tape.....	253	Tub/Shower		<b>Flip Lock.....</b>	<b>95</b>
Electric Gun.....	27	Heavy Pattern.....	307	<b>Floor Finish Applicator.....</b>	<b>284</b>
Electric Hot Plate.....	291	Single Handle.....	305	<b>Floor Runner.....</b>	<b>281</b>
Electric Iron.....	27	Three Handle.....	306	<b>Flush Cut Blade.....</b>	<b>36</b>
Escutcheon.....	343	Two Handle.....	306	<b>Flush Ring Pull.....</b>	<b>212, 239</b>
Exit Bar.....	85	<b>Faucet Handle.....</b>	<b>341</b>	<b>Fly Glue Stick.....</b>	<b>290</b>
Exit Device.....	84	<b>Faucet Handle Puller.....</b>	<b>342</b>	<b>Fly Ribbon.....</b>	<b>290</b>
Extension Cord.....	251	<b>Faucet Repair</b>		<b>Fly Swatter.....</b>	<b>290</b>
Extension Pole.....	266	Aerator.....	334	<b>Fogger.....</b>	<b>288</b>
Extension Pole Merchandising Rack.....	266	Beveled Washer.....	333	<b>Foot Bolt.....</b>	<b>113</b>
Eye Bolt.....	201	Bibb Screw.....	333	<b>Furniture Dolly.....</b>	<b>34</b>
<b>F</b>		Bibb Washer.....	333	<b>G</b>	
Fan		Brass Seat.....	336	<b>Garage</b>	
Box.....	10	Cap-Thread Gaskets.....	332	Door Pull.....	174
Cradle.....	13	Central.....	329	Lock.....	173
Drum.....	14	Ceramic Cartridges.....	346	<b>Garage Organizer.....</b>	<b>204</b>
General Purpose.....	13	Delta/Delex.....	329	<b>Garden Hose.....</b>	<b>19</b>
High Velocity.....	15	Escutcheon.....	343	Accessories.....	17
Hybrid.....	12	Flat Washer.....	333	Caddy.....	19
Industrial.....	14	Gerber.....	329	Connectors.....	17
Pedestal.....	11	Handle.....	341	Coupling.....	17
Quad-Pod.....	11	Handle Puller.....	342	Mender.....	17
Table.....	10	Handle Repair.....	343	Nozzle.....	16
Tower.....	12	Kitchen Pull-Out.....	335	Shut-Off.....	17
Utility Blower.....	14	Kitchen Stem.....	337	<b>Garden Spade.....</b>	<b>22</b>
Wall.....	11	Lavatory Stem.....	337	<b>Gate</b>	
Window.....	13	O-Rings.....	332	Anti Sag Kit.....	172
<b>Fastener Kit.....</b>	<b>248</b>	Plumbers Grease.....	342	Auto Closing Hinge.....	166
<b>Faucet</b>		Price-Pfister.....	330	D-hinge.....	166
Aerator.....	334	Pull-Out Hose.....	335	Door Pull.....	175
Bathroom		Rebuild Kit.....	331	Gravity Latch.....	169
Handicap.....	303	Reseater Kit.....	336	Hardware for Aluminum Gate.....	168
Heavy Pattern.....	303	Savoy.....	330	Hook and Eye.....	197, 247
High-Spout.....	302	Seat Measuring Gauge.....	336	Latch.....	169, 170
Plastic.....	304	Single Handle.....	331	Post Latch.....	169
Roslyn Style C.P.....	304	Snap Coupler.....	335	Pull Handle.....	168
Single Handle.....	302	Soap Dispenser.....	335	Slide Bolt.....	169
Teapot.....	301	Stem Packing.....	333, 342	Spring.....	186
Two Handle.....	302	Top-Hat Washer.....	336	Spring T-hinge.....	167
Wide-Spread.....	301	Tub & Shower Stem.....	339	Strap Hinge.....	164, 167
Components		Valve Seat Wrench.....	336	T-hinge.....	165, 167
Cartridges.....	313	<b>Fiberglass Mop Handles.....</b>	<b>284</b>	Thumb Latches.....	168
Handles.....	314	<b>File.....</b>	<b>23, 29</b>	<b>Giant Hook.....</b>	<b>292</b>
Pull-Out Faucet Head.....	313	<b>Filler Plate.....</b>	<b>98</b>	<b>Gloves</b>	
Pull-Out Hose.....	313	<b>Fire Alarm.....</b>	<b>253</b>	All-Purpose.....	271
Seats.....	313	<b>Flashlight</b>		Blue Nitrile.....	271
Stems.....	313	1 Watt LED.....	49	Cotton Brown Jersey.....	277
Kitchen		3 LED.....	47	Cotton String.....	277
Commercial Style Spring Neck.....	296	3 Watt LED.....	49	Industrial.....	278
Deck.....	297	5 Watt LED.....	49	Knit Wrist Canvas.....	277
Heavy Pattern.....	299	6 LED.....	47	Latex.....	271, 279
Hi-Arc Pulldown Kitchen.....	296	8 LED.....	48	Latex Dipped Palm.....	277
High Spout.....	299	8 Watt LED.....	49	Leather.....	277
Plastic.....	300	12 LED.....	48	Nitrile Dipped Palm.....	277
Pull-Out.....	297	13 LED.....	48	Poly Dipped Palm.....	277

Rubberized .....	277	Gravity Pivot .....	211	Clutch Lever .....	81
Safety Cuff .....	277	H-hinges .....	233	Cylindrical Ball .....	80
Utility .....	277	Light Duty .....	162	Cylindrical Lever .....	81
Vinyl .....	271	Narrow .....	161	Entry For Wide Head Panic Bar .....	86
White Canvas .....	277	Non-Removable Pin .....	147–150, 155–158	Light Commercial .....	
Work .....	277	Ornamental .....	235	Cylindrical Ball .....	79
<b>Glue</b>		Piano .....	159	Push-Button .....	179
Clear Sealant .....	255	Removable Pin .....	147–152, 154–158	Residential .....	
Construction Adhesive .....	254	Screen Door .....	183	Bell Knob .....	64, 71
Epoxy .....	254	Screws .....	151	Flat Ball Style .....	65
Gorilla .....	254	Self-closing .....	234	Handle Set .....	54–60
Super .....	254	Self Closing .....	156	Mobile Home .....	73
White .....	254	Sewing Machine .....	159	Mortise .....	74
Wood .....	254	Single Action Spring .....	157	Push Button Combination .....	76
<b>Glue Board</b> .....	<b>289</b>	Solid Brass .....	162	Replacement Knob Set .....	75
<b>Glue Trap</b> .....	<b>289</b>	Specialty .....	157	Rosette .....	75
<b>Graffiti Remover</b> .....	<b>292</b>	Spring .....	156–157, 183	Round Ball Knob .....	61, 70
<b>Gravity Latch</b> .....	<b>169</b>	Spring T-hinge .....	167	Storm Door .....	74, 181
<b>Gravity Pivot Hinge Set</b> .....	<b>211</b>	Stainless Steel .....	158	Tulip Knob .....	62, 68, 71, 181
<b>Grommets</b> .....	<b>239</b>	Strap .....	164, 167	<b>Luggage Locks</b> .....	<b>124</b>
<b>Grout Float</b> .....	<b>276</b>	Surface Mount .....	159	<b>M</b>	
<b>Grout Removal Blade</b> .....	<b>37</b>	Tee Spring .....	167	<b>Magnetic Catch</b> .....	<b>236</b>
<b>H</b>		T-hinge .....	165, 167	<b>Mailbox</b> .....	<b>108</b>
<b>Hacksaw</b> .....	<b>22, 27</b>	Unassembled .....	148, 150	Letter Slot .....	109
Mini .....	22, 27	Utility .....	160	Lock .....	108
<b>Hall Runner</b> .....	<b>270</b>	Wide .....	161	<b>Masonry Brush</b> .....	<b>273</b>
<b>Hammer</b> .....	<b>23, 28</b>	Wrap .....	232	<b>Measuring Tape</b> .....	<b>21, 25</b>
<b>Hammock Hook</b> .....	<b>205</b>	<b>Hinge Pin Door Closer</b> .....	<b>107</b>	<b>Mending Plate</b> .....	<b>189</b>
<b>Handle Repair</b> .....	<b>343</b>	<b>Hole Saw</b> .....	<b>38, 39</b>	<b>Mesh Door Grill</b> .....	<b>186</b>
<b>Hand Rail Bracket</b> .....	<b>107</b>	<b>Hook and Eye</b> .....	<b>173, 197</b>	<b>Microfiber Cleaning Towel</b> .....	<b>294</b>
<b>Handsaw</b> .....	<b>22, 27</b>	<b>Hook Bolt</b> .....	<b>199</b>	<b>Mini Tape-Dispenser</b> .....	<b>275</b>
<b>Hand Truck</b> .....	<b>34</b>	<b>Hook Eye Grab</b> .....	<b>243</b>	<b>Mini Trim Paint Kit</b> .....	<b>262</b>
<b>Handy Tool</b> .....	<b>274</b>	<b>Hook Eye Slip</b> .....	<b>243</b>	<b>Mirror Clip</b> .....	<b>212</b>
<b>Hat Hook</b> .....	<b>240</b>	<b>Hot Plate</b> .....	<b>291</b>	<b>Miter Box</b> .....	<b>27</b>
<b>Headlight</b> .....	<b>48</b>	<b>House Number</b> .....	<b>110</b>	<b>Mobile Home Lock</b> .....	<b>73</b>
<b>Healthy Feet</b> .....	<b>255</b>	<b>I</b>		<b>Mop</b>	
<b>Heater</b>		<b>Impact Driver</b> .....	<b>35</b>	100% Cotton .....	279
Baseboard .....	3	<b>Indoor Fogger</b> .....	<b>288</b>	Bucket .....	281
Ceiling Mount .....	6, 9	<b>Insecticide</b> .....	<b>288</b>	Dust .....	278, 282
Ceramic .....	5	<b>Insulated Staples</b> .....	<b>249</b>	Fiberglass Handles .....	284
Compact .....	5	<b>J</b>		Industrial .....	282
Desktop .....	5	<b>Janitor Cart</b> .....	<b>281</b>	Jaw-Grip Handle .....	284
Dual .....	6	<b>Janitor Items</b> .....	<b>281</b>	Mesh Band .....	283
Flexi-Mount .....	9	<b>Jaw-Grip Mop Handle</b> .....	<b>284</b>	Microfiber Heavy Duty .....	282
Forced Air .....	8	<b>Jig Saw</b> .....	<b>35, 45</b>	Roller .....	278
Infrared .....	6	<b>Jimmy Bar</b> .....	<b>99</b>	Saddle Wet .....	283
Job Site .....	7	<b>Joint Compound</b> .....	<b>257</b>	Sponge .....	278
Milkhouse .....	7	<b>K</b>		Spring Lever Handle .....	284
Oil-Filled .....	4	<b>Key Blanks</b> .....	<b>89</b>	Stick .....	279
Parabolic Dish .....	6	<b>Key Hook</b> .....	<b>242</b>	Yacht .....	278
Personal .....	5	<b>Key Safe</b> .....	<b>131</b>	<b>Mortise Door Bolt</b> .....	<b>192</b>
Propane .....	8	<b>Kickplate</b> .....	<b>111</b>	<b>Mortise Lockset</b> .....	<b>74</b>
Propane Stove .....	8	<b>Kitchen Faucet Stem</b> .....	<b>337</b>	<b>Mouse &amp; Rat Trap</b> .....	<b>289</b>
Quartz .....	6	<b>Knife</b> .....	<b>22</b>	<b>Mud Mixer</b> .....	<b>274</b>
Radiant .....	6	<b>L</b>		<b>Mud Pan</b> .....	<b>276</b>
Radiator .....	4	<b>Ladder</b> .....	<b>292</b>	<b>Multi-hook Wall Mount</b> .....	<b>241</b>
Shop .....	7	<b>Lag Screw</b> .....	<b>171</b>	<b>N</b>	
Tank Top .....	8	<b>Lambswool Duster</b> .....	<b>285</b>	<b>Nail Brush</b> .....	<b>280</b>
Tower .....	4	<b>Lamp Holder</b> .....	<b>249</b>	<b>Nails</b> .....	<b>248</b>
<b>Heat Gun</b> .....	<b>35</b>	<b>Lamp Holder Adapter</b> .....	<b>249</b>	<b>Nail Set</b> .....	<b>29</b>
<b>Hex Wrench</b> .....	<b>25</b>	<b>Lantern</b> .....	<b>47, 50, 292</b>	<b>Needle File Set</b> .....	<b>29</b>
<b>Hinge</b>		<b>Latch</b>		<b>Night Lock Pin</b> .....	<b>105</b>
All Weather .....	153	Protector .....	100	<b>Nipper</b> .....	<b>26</b>
Auto Closing .....	166	Shield .....	99	<b>Nozzle, Garden Hose</b> .....	<b>16</b>
Ball Bearing .....	154	<b>Lavatory Faucet Stem</b> .....	<b>337</b>	<b>Nutdriver</b> .....	<b>24</b>
Blind .....	171	<b>Letter Slot</b> .....	<b>109</b>	<b>O</b>	
Concealed .....	233	<b>Level</b> .....	<b>25</b>	<b>Organization</b>	
D-hinge .....	166	<b>Light Socket</b> .....	<b>249</b>	By-pass Closet Door Track .....	209
Double Action Spring .....	157	<b>Lockset</b>		Closet Pole Socket .....	206
Folding Screen .....	159	Accessories .....	90–93	Closet Rod .....	207
Galvanized .....	153	Commercial .....		Shelf Bracket .....	208

# PRODUCT INDEX

Sliding Door Components .....	209	<b>Plate</b>		<b>Scratch Awl .....</b>	<b>29</b>
Support Bracket .....	208	Double Corner Brace .....	189	<b>Screen Door</b>	
<b>Organizer</b>		Flat Corner .....	188	Brace .....	186
Garage .....	204	Mending .....	189	Catch .....	182
<b>O-Rings .....</b>	<b>332</b>	T-brace .....	189	Door Pull .....	186
<b>Oscillating Tool .....</b>	<b>36</b>	<b>Pliers .....</b>	<b>23, 26</b>	Hinge .....	183
<b>Outlet Adapter .....</b>	<b>249, 252</b>	<b>Plumbers Grease .....</b>	<b>342</b>	Mesh Door Grill .....	186
<b>P</b>		<b>Pneumatic Door Closer .....</b>	<b>177</b>	Spring .....	186
<b>Padlock</b>		<b>Pocket Door Frame Kit .....</b>	<b>211</b>	Spring Fastener .....	185
Chain with Combination Lock .....	128	<b>Polishing Cloth .....</b>	<b>294</b>	<b>Screen Door Lock .....</b>	<b>106</b>
Combination .....	126–128, 137, 138	<b>Porcelain Light Socket .....</b>	<b>249</b>	<b>Screwdriver .....</b>	<b>21, 24</b>
Commercial .....	127	<b>Post Hole Digger .....</b>	<b>22</b>	<b>Screw Eye .....</b>	<b>193, 199</b>
Dial .....	124, 138	<b>Post Latch .....</b>	<b>169</b>	<b>Screw Hook .....</b>	<b>203</b>
Display .....	140	<b>Power Block .....</b>	<b>251</b>	<b>Screws .....</b>	<b>248</b>
Jimmy Proof .....	126	<b>Power Mixer .....</b>	<b>274</b>	<b>Scrub Brush .....</b>	<b>278</b>
Keyed .....	124–126, 125	<b>Power Strip .....</b>	<b>251, 252</b>	<b>Sealant</b>	
Keyed Alike .....	127	<b>Pull Chain Socket Adapter .....</b>	<b>249</b>	Concrete .....	257
Laminated .....	122, 127	<b>Pull Handle .....</b>	<b>168</b>	Daptex .....	257
Luggage Lock .....	138	<b>Punch .....</b>	<b>29</b>	Kwik-Seal .....	256
MatchKey .....	139	<b>Push-Button</b>		Rubber .....	256
Push Button .....	124	Key Plug .....	180	Silicone .....	256, 258
Security Chain .....	126	Latch .....	179	Simple Seal .....	257
Shackleless .....	126	Combination Door Lock .....	76	<b>Sealant Cutter .....</b>	<b>37</b>
Solid Brass .....	123, 124, 127	<b>Putty Knife .....</b>	<b>268</b>	<b>Seat Measuring Gauge .....</b>	<b>336</b>
Solid Steel .....	125	<b>Q</b>		<b>Security Chain .....</b>	<b>126</b>
Sports .....	138	<b>Quick Link .....</b>	<b>243</b>	<b>Segmented Saw Blade .....</b>	<b>36</b>
Stainless Steel .....	126	<b>R</b>		<b>Set Screw .....</b>	<b>75</b>
Text Lock .....	137	<b>Radiator .....</b>	<b>4</b>	<b>Shark Tooth™ Hole Saw .....</b>	<b>38</b>
TSA Approved .....	124	<b>Rake .....</b>	<b>22</b>	<b>Sharpening Stone .....</b>	<b>29</b>
Utility .....	138	<b>Range Cord .....</b>	<b>251</b>	<b>Shelf Board .....</b>	<b>246</b>
Warded .....	123	<b>Rasp .....</b>	<b>37</b>	<b>Shelf Bracket .....</b>	<b>208</b>
Weatherproof .....	122	<b>Rat Board .....</b>	<b>289</b>	<b>Shelf Rest Support .....</b>	<b>239</b>
with Bike Chain .....	128	<b>Rat Trap .....</b>	<b>289</b>	<b>S Hook .....</b>	<b>195, 199</b>
<b>Paint</b>		<b>Receptacle .....</b>	<b>250</b>	<b>Shoulder Hook .....</b>	<b>198</b>
Brush & Roller Spinner .....	274	<b>Receptacle Wall Plates .....</b>	<b>250</b>	<b>Shovel .....</b>	<b>21–22</b>
Can Opener .....	274	<b>Reciprocating Saw .....</b>	<b>36</b>	<b>Shower</b>	
Foam Cover .....	262	<b>Red Shop Towel .....</b>	<b>294</b>	Accessories	
Micro Roller Cover .....	265	<b>Replacement Door Knob .....</b>	<b>75</b>	3-Way Diverter .....	319
Micro Roller Frame .....	265	<b>Resilient Strike Keeper .....</b>	<b>182</b>	Add-A-Shower .....	320
Nap Plush Mohair Fabric Roller .....	262	<b>Roach Killer .....</b>	<b>288</b>	Bar .....	322
Nap Texture Roller .....	262	<b>Roach Poison Disc .....</b>	<b>289</b>	Bar Flanges .....	322
Pail .....	263	<b>Robe Hook .....</b>	<b>323</b>	Curtain Pins .....	322
Roller Cover .....	260, 262	<b>Roller Catch .....</b>	<b>235</b>	Curtain Rings .....	322
Roller Extension Pole .....	266	<b>Roofing Brush .....</b>	<b>273</b>	Diverter .....	319
Roller Frame .....	264	<b>Rope</b>		Door Roller .....	320
Roller Frame Dispenser .....	263	Poly .....	287	Flow Control .....	319
Screen Grid .....	263	Sisal .....	287	Hand Sprayer Mount .....	319
Specialty Cover .....	262	Tie Down .....	287	Holder Adapter .....	319
Tray .....	263	Twisted Yellow .....	287	Hose .....	319
Tray Liner .....	263	<b>Rope Binding Hook .....</b>	<b>205</b>	Washer for Hand-Held .....	320
<b>Paint Brush</b>		<b>Rope Cleat .....</b>	<b>205</b>	Arm .....	318
Beavertail Handle .....	259	<b>Rosette .....</b>	<b>75</b>	Arm Extender .....	318
Blended Bristle .....	261	<b>Rotary Tool .....</b>	<b>36</b>	Arm Flange .....	319
Nylon .....	259	<b>Rubber Grounded Plug .....</b>	<b>249</b>	<b>Head</b>	
Polyester .....	259, 261	<b>Rubber Mallet .....</b>	<b>28</b>	Brass .....	317
Pure White China Bristle .....	259	<b>Rubber Sanding Block .....</b>	<b>273</b>	Eco-Friendly .....	317
Rattail Handle .....	259	<b>S</b>		Massage .....	315, 317
<b>Painting Kit .....</b>	<b>259</b>	<b>Safety Glasses .....</b>	<b>29, 271</b>	Perfect-Flo .....	317
<b>Palm Sander .....</b>	<b>36</b>	<b>Safety Goggles .....</b>	<b>271</b>	Plastic .....	318
<b>Palmyra Bristle Pot Brush .....</b>	<b>285</b>	<b>Safety Hasp .....</b>	<b>141–143</b>	Polished Brass .....	317
<b>Panic Bar Pull Plate .....</b>	<b>87</b>	<b>Safety Outlet .....</b>	<b>250</b>	Price-Pfister Style .....	318
<b>Paper Towel Dispenser .....</b>	<b>328</b>	<b>Sander .....</b>	<b>36</b>	Rain .....	317
<b>Patio Door Lock .....</b>	<b>106</b>	<b>Sandpaper .....</b>	<b>37, 273</b>	Select-A-Flow .....	317
<b>Peep Hole .....</b>	<b>97, 107</b>	<b>Sash Hanger .....</b>	<b>185</b>	Square .....	318
<b>Peg Hook .....</b>	<b>205</b>	<b>Sash Lock .....</b>	<b>102</b>	White Prism .....	317
<b>Pilaster .....</b>	<b>246</b>	<b>Saw .....</b>	<b>22, 27</b>	Massage Personal .....	315
<b>Pipe Wrench .....</b>	<b>28</b>	<b>Sawhorse .....</b>	<b>27</b>	Personal .....	316
<b>Pitcher Handle Lock .....</b>	<b>179</b>	<b>Scoop .....</b>	<b>21</b>	Sprayer with Hose .....	318
<b>Plaster of Paris .....</b>	<b>257</b>	<b>Scourer .....</b>	<b>284</b>	<b>Shower Door Replacement Rollers .....</b>	<b>112</b>
<b>Plastic Pail .....</b>	<b>280</b>	<b>Scourers .....</b>	<b>279</b>	<b>Shower Organizers .....</b>	<b>326</b>
<b>Plastic Sheeting .....</b>	<b>269</b>	<b>Scraper .....</b>	<b>23, 26, 37, 268</b>	<b>Shower Socket Wrench Set .....</b>	<b>336</b>

Hardware.....	104	<b>T</b>		<b>Whisk Broom</b> .....	<b>279</b>
Hinges.....	105	<b>Tacks</b> .....	<b>248</b>	<b>Window</b>	
S Holder.....	173	<b>Tape</b>		Adjuster.....	104
<b>Single Pole Switch</b> .....	<b>250</b>	Black.....	255	Fasteners.....	103
<b>Single Track</b> .....	<b>245</b>	Blue Painter's.....	275, 291	Lift.....	103
<b>Slide Bolt</b> .....	<b>169</b>	Camo.....	255	Lock.....	102
<b>Sliding Door</b>		Carton.....	275, 291	Operator.....	103
Bar Lock.....	105	Caution.....	292	Pull Handle.....	104
Components.....	209	Clear.....	255	Shutter Hardware.....	104
Flush Pulley.....	104	Duct.....	275, 291	Shutter Hinges.....	105
Foot Lock.....	106	General Purpose.....	275	Tension Spring.....	104
Guide.....	210	Gorilla.....	255	Tilt Latch.....	104
Lock Keeper.....	106	Gun.....	275, 291	Track Lock.....	105
Night Lock Pin.....	105	Heavy Duty.....	275, 291	<b>Window Screen</b> .....	<b>291</b>
Pull.....	106	Masking.....	275, 291	<b>Wing Door Closer</b> .....	<b>184</b>
<b>Smoke Alarm</b> .....	<b>253</b>	Mini Dispenser.....	275	<b>Wire Nuts</b> .....	<b>249</b>
<b>Smoke Detector</b> .....	<b>253</b>	Mounting.....	255	<b>Working Hands</b> .....	<b>255</b>
<b>Snap</b> .....	<b>243</b>	Packaging.....	255	<b>Work Light</b> .....	<b>37, 49, 249, 251, 294</b>
<b>Snap Coupler</b> .....	<b>335</b>	Repair.....	255	<b>Wrecking Bar</b> .....	<b>30</b>
<b>Snips</b> .....	<b>23, 30</b>	Silver.....	255	<b>Wrench</b> .....	<b>23, 25, 28</b>
<b>Soap Dish</b> .....	<b>323</b>	To-Go.....	255	<b>X</b>	
<b>Socket Adapter</b> .....	<b>249</b>	Tough&Wide.....	255	<b>X Hose Pro</b> .....	<b>257</b>
<b>Spackle</b> .....	<b>257</b>	Weatherseal.....	291		
<b>Spinner</b> .....	<b>274</b>	<b>Tarp</b> .....	<b>275, 291</b>		
<b>Splash Guard</b> .....	<b>328</b>	<b>T-brace Plate</b> .....	<b>189</b>		
<b>Split Spindle</b> .....	<b>75</b>	<b>Toggle Switch</b> .....	<b>250</b>		
<b>Spotlight</b> .....	<b>47, 51, 294</b>	<b>Toilet Brush</b> .....	<b>279, 284</b>		
<b>Sprayer</b>		<b>Toilet Paper Holder</b> .....	<b>323</b>		
Handheld.....	20	<b>Tooth Brush Holder</b> .....	<b>323</b>		
Hose End.....	17	<b>Top-Hap Washer</b> .....	<b>336</b>		
Pressure.....	20	<b>Torsion Bar</b> .....	<b>178</b>		
<b>Spreader</b>		<b>Towel</b> .....	<b>294</b>		
Broadcast.....	22	<b>Towel Bar</b> .....	<b>323, 324</b>		
Rotary Hand.....	22	<b>Towel Holder</b> .....	<b>323</b>		
<b>Spring Clamp</b> .....	<b>30</b>	<b>Towel Rack</b> .....	<b>328</b>		
<b>Spring Fastener</b> .....	<b>185</b>	<b>Towel Ring</b> .....	<b>324</b>		
<b>Spring Lever Mop Handle</b> .....	<b>284</b>	<b>Track Lock</b> .....	<b>105</b>		
<b>Sprinkler</b>		<b>Trash Bags</b> .....	<b>22</b>		
Impact.....	18	<b>Trouble Light</b> .....	<b>251</b>		
Oscillating.....	18	<b>Trowel</b> .....	<b>276</b>		
Rotary.....	18	<b>Truck</b> .....	<b>34</b>		
Rotating.....	18	<b>Tub &amp; Shower Stem</b> .....	<b>339</b>		
<b>Square Screw Hook</b> .....	<b>198</b>	<b>Turnbuckle</b> .....	<b>202</b>		
<b>Squeegee</b> .....	<b>279, 286</b>	<b>Turn Button</b> .....	<b>185</b>		
<b>Stake Light</b> .....	<b>249</b>	<b>Twine</b>			
<b>Staple Gun</b> .....	<b>26</b>	Butcher Cotton.....	287		
<b>Staples</b> .....	<b>26</b>	Jute.....	287		
<b>Steel Step</b> .....	<b>292</b>	Nylon.....	287		
<b>Steel Wool</b> .....	<b>273</b>	Poly.....	287		
<b>Steering Wheel Lock</b> .....	<b>294</b>	Sisal.....	287		
<b>Stem Packing</b> .....	<b>333, 342</b>	Tying.....	287		
<b>Storage Hook</b> .....	<b>204, 247</b>	<b>Twist Tie Dispenser</b> .....	<b>292</b>		
<b>Storm Door</b>		<b>U</b>			
Hardware Kit.....	178	<b>U Bolt</b> .....	<b>200</b>		
Inside Lock.....	182	<b>Urinal Screen</b> .....	<b>284</b>		
Latch.....	180	<b>Utility Knife</b> .....	<b>22, 26</b>		
Lockset.....	181	<b>Utility Wire</b> .....	<b>204, 247</b>		
Resilient Strike Keeper.....	182	<b>V</b>			
Spring Hinge.....	183	<b>Valve Seat Wrench</b> .....	<b>336</b>		
<b>Storm Door Lockset</b> .....	<b>74</b>	<b>Veggie Brush</b> .....	<b>280</b>		
<b>Storm Window Kit</b> .....	<b>293</b>	<b>Vinyl Covered Chain</b> .....	<b>128</b>		
<b>Stove, Propane</b> .....	<b>8</b>	<b>Vinyl Tile</b> .....	<b>286</b>		
<b>Stretch Cord</b> .....	<b>34</b>	<b>W</b>			
<b>Strike Plate</b> .....	<b>100</b>	<b>Wallboard Joint Compound</b> .....	<b>257</b>		
<b>Stripping Pad</b> .....	<b>273</b>	<b>Wallboard Saw</b> .....	<b>22, 27</b>		
<b>Support Bracket</b> .....	<b>208</b>	<b>Wall Protector Plate</b> .....	<b>120</b>		
<b>Surface Bolt</b> .....	<b>192</b>	<b>Wall Tap</b> .....	<b>252</b>		
<b>Surge Protector</b> .....	<b>252</b>	<b>Wardrobe Hook</b> .....	<b>241</b>		
<b>Swing Hook</b> .....	<b>196, 247</b>	<b>WD-40</b> .....	<b>292</b>		
<b>Switch Plate Cover</b> .....	<b>250</b>	<b>Wet Floor Caution Sign</b> .....	<b>281</b>		
<b>Swivel Eye</b> .....	<b>243</b>	<b>Wheel Barrow</b> .....	<b>22</b>		
<b>Swivel Wall Tap</b> .....	<b>252</b>				

# PART NUMBER INDEX

Part No.	Page	Part No.	Page	Part No.	Page	Part No.	Page
40	247	381	342	681	129	1817	335
50	247	382	331	682	129	1825	142
56	29	382	341	712	286	1828	321
58	29	383	331	730	122	1850	142
60	247	383	341	730	127	1990	68
69	51	384	331	731	128	2004	68
70	247	384	341	740	122	2010	126
73	128	385	341	740	127	2010	127
75	128	386	331	744	122	2018	285
76	128	386	341	744	127	2022	285
80	247	387	331	750	122	2028	285
83	128	402	279	750	127	2036	285
84	128	402	329	754	128	2047	85
96	128	402	341	756	128	2052	86
102	319	403	279	761	279	2053	86
104	21	403	341	762	128	2054	85
105	21	404	341	764	122	2055	85
140	319	405	329	801	334	2056	85
147	286	405	341	803	334	2059	86
149	279	406	329	806	334	2070	85
150	88	406	341	807	334	2309	280
157	279	416	128	808	334	2960	280
160	89	419	341	832	128	3001	108
162	96	420	341	890	321	3007	68
171	280	421	341	900	277	3033	324
192	96	422	341	901	277	3036	325
196	279	430	341	903	277	3038	324
197	284	436	345	904	277	3040	324
200	89	438	345	906	277	3051	325
202	77	445	125	907	277	3200	108
204	318	445	127	908	277	3400	31
207	318	505	77	918	277	3401	31
213	319	516	129	923	277	3402	31
214	320	530	123	927	277	3403	31
226	344	540	123	939	277	3404	31
242	126	544	123	942	128	3405	31
242	127	550	123	943	277	3406	31
246	330	562	14	944	277	3407	31
246	343	567	15	964	327	3408	31
247	330	568	15	968	126	3409	32
247	343	569	15	969	126	3410	31
248	330	570	15	1004	89	3411	31
248	343	572	15	1046	89	3412	31
250	321	573	14	1114	336	3413	32
251	321	574	15	1121	336	3414	32
257	318	575	15	1122	345	3415	32
258	318	576	15	1124	336	3416	32
260	318	579	14	1125	336	3417	32
261	317	588	14	1151	290	3418	32
262	317	593	14	1155	290	3419	32
265	318	594	14	1211	116	3420	32
266	317	597	14	1212	116	3421	32
267	322	606	78	1213	116	3422	32
268	322	613	99	1214	116	3423	32
269	318	615	99	1216	116	3424	32
281	322	616	99	1303	77	3425	32
283	322	621	122	1404	77	3426	32
284	322	621	127	1500	125	3427	32
285	319	622	122	1505	124	3428	32
286	320	622	127	1515	89	3429	32
291	319	623	122	1623	123	3451	326
296	319	623	127	1624	123	4070	204
308	341	624	122	1666	77	4071	204
309	341	624	127	1670	333	4074	204
310	341	625	122	1671	333	4116	326
337	330	625	127	1672	333	4117	326
337	341	626	122	1673	333	4118	326
365	125	626	127	1679	330	4130	326
365	127	627	122	1790	104	4131	326
365	331	674	15	1795	104	4140	326
379	342	675	15	1808	344	4141	326
380	342	676	15	1810	320	4143	326

# PART NUMBER INDEX

Part No.	Page	Part No.	Page	Part No.	Page	Part No.	Page
4170	327	5577	39	7050	192	13535	239
4172	327	5579	39	7206	43	13540	239
4173	327	5582	39	7207	43	13545	239
4180	326	5920	345	7214	43	13550	235
4181	326	5921	345	7414	43	13600	237
4182	326	5926	345	7418	43	13615	237
4183	326	5963	345	7424	43	13620	237
5010	38	6005	45	7602	43	13912	162
5012	38	6020	191	7603	43	13913	162
5014	38	6025	191	7604	43	13914	162
5016	38	6029	191	7605	43	13915	162
5018	38	6030	191	7606	43	13916	162
5020	38	6031	191	7610	43	13923	162
5022	38	6032	191	7614	43	13924	162
5024	38	6033	191	7618	43	13926	162
5026	38	6034	191	7624	43	13927	162
5028	38	6070	191	7901	43	13928	162
5030	38	6105	191	7902	43	13929	162
5032	38	6115	191	7906	43	15000	184
5034	38	6180	191	7914	43	15001	184
5036	38	6181	191	7918	43	15293	212
5038	38	6182	191	8005	192	15300	185
5040	38	6183	191	8010	192	15386	185
5042	38	6226	45	8015	192	15387	185
5044	38	6228	45	8120	192	15391	185
5048	38	6230	45	10000	210	15392	185
5050	38	6232	45	10103	46	15397	185
5052	38	6234	45	10215	108	15850	184
5056	38	6236	45	10225	108	15990	83
5058	38	6268	45	11001	107	15995	83
5060	38	6300	191	11003	107	15997	83
5064	38	6360	95	11006	107	15999	83
5066	38	6365	95	11007	107	16000	177
5068	38	6400	113	11008	107	16001	177
5070	38	6402	113	11009	107	16002	177
5074	38	6403	113	11010	83	16005	178
5078	38	6405	113	11011	107	16006	178
5162	343	6408	113	11016	107	16027	177
5171	330	6411	113	11018	107	16028	177
5171	343	6425	113	11022	107	16029	177
5180	330	6426	113	11030	208	16036	178
5180	343	6428	113	11035	208	16038	178
5180	343	6429	113	11036	107	16048	178
5180	343	6431	113	11037	107	16050	178
5181	343	6432	113	11040	208	16057	178
5182	343	6959	91	11045	208	16060	178
5183	343	6959	112	11050	208	16065	178
5184	294	6967	76	11055	208	16114	83
5190	343	6968	79	11104	208	16115	83
5191	343	6969	79	11130	208	16142	82
5192	343	6970	76	11132	208	16144	82
5193	343	6973	79	11134	208	16146	82
5194	343	6974	79	11136	208	16147	82
5195	343	6977	91	11138	208	16148	82
5197	343	6977	112	11230	252	16165	107
5199	343	6981	91	11286	252	16200	177
5301	334	6981	111	11288	252	16202	177
5302	39	6990	91	11290	252	16400	188
5304	39	6990	112	13492	236	16401	188
5305	39	7005	91	13494	236	16405	188
5306	39	7005	111	13496	236	16406	188
5312	39	7008	91	13497	236	16410	188
5331	344	7008	111	13498	236	16411	188
5535	329	7013	192	13500	236	16415	188
5535	341	7017	91	13502	236	16420	188
5570	39	7017	112	13503	236	16425	188
5571	39	7025	113	13504	236	16428	188
5572	39	7026	113	13505	235	16492	190
5573	39	7029	73	13510	235	16492	195
5574	39	7033	91	13515	235	17025	87
5575	39	7033	111	13525	235	17031	86
5576	39	7040	87	13530	239	17408	40

# PART NUMBER INDEX

Part No.	Page	Part No.	Page	Part No.	Page	Part No.	Page
17779	292	29025	192	34972	150	35112	147
17780	292	29026	192	34973	150	35113	147
22000	98	29027	192	34974	150	35114	147
22164	181	30030	282	34975	150	35115	147
24204	40	30230	282	34976	150	35116	147
24205	40	31591	210	34977	150	35117	147
24206	40	31595	182	34978	150	35151	153
24207	40	31596	210	34979	150	35152	153
24208	40	31597	210	34980	150	35153	155
24209	40	31598	210	34981	150	35182	155
24210	40	31600	182	34982	150	35200	152
24211	40	31601	182	34983	150	35210	152
24212	40	31602	182	34984	149	35212	153
24213	40	31603	182	34985	149	35214	153
24214	40	31604	182	34986	149	35215	148
24215	40	31605	182	34987	149	35215	149
24216	40	31610	209	34988	148	35217	152
24217	40	31615	209	34989	150	35218	282
24218	40	31621	106	34990	150	35219	152
24219	40	31622	106	34991	150	35220	146
24220	40	31625	92	34992	145	35221	147
24221	40	31626	106	34993	147	35223	145
24222	40	31627	92	34994	150	35224	145
24223	40	31629	92	34995	148	35224	282
24224	40	31631	92	34996	148	35225	147
24725	40	31638	106	34997	150	35226	146
24726	40	31800	143	34998	150	35228	147
24727	40	31810	143	34999	147	35229	146
24728	40	31815	143	35014	148	35235	145
24729	40	32000	141	35018	282	35236	282
24730	40	32005	141	35024	282	35238	145
24731	40	32010	141	35036	282	35248	282
24732	40	32015	141	35041	146	35251	152
26204	42	32025	142	35042	146	35252	152
26205	42	33020	141	35043	146	35253	155
26206	42	33503	141	35044	146	35260	282
26207	42	34030	141	35045	158	35263	158
26208	42	34035	141	35047	147	35264	158
26209	42	34040	141	35048	147	35268	145
26210	42	34045	141	35048	282	35272	282
26211	42	34046	141	35049	147	35273	158
26212	42	34060	142	35050	147	35282	155
26213	42	34840	233	35051	147	35283	155
26214	42	34841	233	35051	158	35302	145
26215	42	34842	233	35052	147	35335	156
26216	42	34850	233	35053	147	35339	156
26218	42	34865	233	35054	146	35347	155
26220	42	34866	233	35061	152	35355	156
26222	42	34867	233	35062	152	35400	210
26224	42	34868	233	35063	152	35410	147
26226	42	34870	233	35064	152	35413	147
26228	42	34875	233	35065	152	35416	148
26232	42	34880	233	35066	149	35419	147
27100	103	34885	233	35069	149	35425	146
28005	207	34890	233	35070	149	35428	146
28010	206	34895	233	35071	149	35440	145
28011	206	34922	232	35072	162	35500	147
28020	206	34923	232	35080	233	35501	147
28536	186	34924	232	35082	233	35502	147
28537	186	34956	232	35084	233	35503	147
29002	95	34959	148	35085	233	35504	147
29007	95	34961	148	35086	233	35505	147
29009	95	34962	145	35089	145	35531	161
29010	95	34963	145	35090	161	35532	161
29012	95	34964	147	35100	161	35533	161
29014	95	34965	145	35105	161	35534	161
29015	95	34966	150	35106	146	35540	159
29016	95	34967	150	35107	146	35542	159
29017	95	34968	150	35108	146	35544	159
29020	95	34969	150	35109	146	35551	159
29021	95	34970	150	35110	146	35563	159
29022	95	34971	150	35111	146	35570	159

# PART NUMBER INDEX

Part No.	Page	Part No.	Page	Part No.	Page	Part No.	Page
35571	159	35944	172	37067	241	41529	215
35572	159	35945	172	37068	241	41532	227
35575	159	35946	172	37071	241	41535	218
35578	159	35947	171	37072	241	41536	227
35585	159	35948	171	37072	282	41579	218
35586	159	35949	173	37073	241	41591	227
35587	159	35949	197	37074	241	41598	226
35588	159	35950	173	37075	241	41600	218
35590	157	35950	197	37076	241	41605	218
35593	157	35951	164	37093	240	41607	226
35594	157	35952	165	37099	241	41610	222
35595	157	35953	165	37100	241	41611	222
35596	157	35960	150	37101	240	41612	228
35597	157	35961	148	37102	240	41615	219
35606	157	35962	148	37113	241	41616	225
35700	165	35963	150	37114	241	41617	219
35705	165	35964	150	37115	241	41619	231
35710	165	35965	149	37118	241	41620	222
35716	165	35966	149	37119	241	41622	222
35717	165	35995	117	38056	240	41627	230
35718	165	36000	117	39070	98	41628	222
35719	165	36002	117	40821	216	41633	231
35732	148	36005	117	40862	217	41634	231
35734	148	36006	117	40864	217	41635	231
35737	148	36007	117	40865	217	41639	224
35746	158	36009	117	40870	217	41640	227
35747	158	36010	117	40871	216	41643	227
35748	158	36030	118	41000	182	41652	215
35753	165	36035	118	41001	182	41655	221
35754	165	36100	116	41005	182	41656	228
35760	167	36150	90	41010	182	41657	221
35764	145	36206	325	41015	182	41658	222
35764	145	36208	325	41017	182	41660	222
35765	145	36214	324	41021	106	41665	225
35766	145	36216	324	41063	63	41666	225
35767	145	36416	44	41068	79	41669	226
35769	154	36420	44	41100	103	41671	231
35770	146	36424	44	41105	103	41673	231
35771	147	36428	44	41120	178	41685	214
35778	148	36432	44	41252	90	41708	221
35791	147	36436	44	41323	27	41709	227
35900	120	36440	44	41324	27	41737	214
35909	167	36444	44	41325	27	41744	230
35910	166	36448	44	41326	27	41745	230
35911	166	36452	44	41365	218	41747	230
35912	166	36456	44	41376	230	41748	230
35913	166	36460	44	41377	230	41749	230
35914	164	36464	44	41378	230	41752	228
35915	164	36472	44	41425	230	41765	225
35916	165	36480	44	41427	230	41766	214
35917	165	36488	44	41433	219	41793	215
35918	166	36496	44	41434	219	41798	221
35919	166	36930	198	41435	230	41840	214
35920	167	36930	247	41442	229	41841	215
35924	168	37000	240	41443	225	41845	215
35925	168	37002	240	41445	229	41850	228
35926	168	37004	241	41446	210	41851	215
35927	168	37006	240	41446	229	41869	228
35928	168	37008	240	41447	229	41873	222
35929	169	37009	240	41448	229	41911	221
35930	169	37013	240	41457	229	41913	214
35931	169	37016	240	41458	229	41915	214
35932	169	37024	282	41459	215	41929	215
35933	171	37025	204	41461	229	41948	168
35934	171	37025	247	41497	219	41950	237
35935	171	37036	282	41513	225	41952	237
35936	171	37048	282	41514	219	41971	104
35937	169	37055	240	41519	218	42000	215
35938	169	37056	240	41520	218	42001	220
35939	170	37057	240	41521	218	42002	215
35940	170	37060	282	41522	218	42003	220
35943	172	37066	241	41523	225	42004	215

# PART NUMBER INDEX

Part No.	Page	Part No.	Page	Part No.	Page	Part No.	Page
42005	220	43063	65	43436	67	43896	61
42006	215	43064	65	43451	61	43897	61
42007	220	43103	96	43453	61	43898	61
42008	215	43116	96	43456	61	43908	69
42009	217	43201	96	43460	61	43909	63
42010	220	43202	96	43462	61	43915	62
42011	217	43203	96	43470	61	43916	62
42012	220	43204	96	43471	61	43917	62
42013	216	43205	96	43472	61	43918	62
42014	220	43230	96	43473	61	43919	62
42015	216	43231	96	43474	61	43925	63
42024	65	43235	96	43475	61	43926	63
42025	65	43250	169	43478	61	43936	62
42026	65	43255	169	43486	61	43944	69
42028	65	43256	69	43487	61	43946	62
42033	65	43257	69	43494	61	43947	62
42038	65	43258	61	43495	61	43948	69
42039	65	43259	61	43496	61	43949	69
42040	65	43261	58	43497	61	43950	69
42041	65	43262	58	43498	61	43951	69
42043	65	43263	58	43500	104	43952	69
42045	65	43264	69	43505	104	43953	72
42048	65	43265	61	43550	181	43954	69
42049	65	43266	61	43552	181	43956	69
42055	67	43267	69	43600	66	43957	72
42056	67	43269	58	43601	67	43958	69
42057	67	43270	58	43602	66	43959	69
42058	67	43271	58	43605	66	43960	69
42064	57	43272	65	43607	67	43961	69
42065	57	43273	65	43608	67	43962	69
42066	57	43274	65	43610	66	43963	69
42067	66	43275	69	43611	67	43964	69
42068	66	43276	69	43612	66	43965	69
42071	65	43277	61	43613	67	43966	72
42072	65	43278	61	43614	66	43967	72
42073	65	43280	58	43615	66	43968	72
42074	65	43281	58	43616	67	43969	69
42075	65	43282	58	43617	66	43970	72
42076	65	43283	65	43623	67	43971	69
42079	69	43284	65	43625	66	43973	69
42080	69	43285	65	43626	66	43974	69
42081	69	43286	69	43627	66	43975	70
42082	69	43287	69	43628	66	43976	69
42084	70	43288	61	43699	67	43977	69
42085	70	43289	61	43700	66	43978	72
42086	70	43291	58	43705	66	43979	70
42087	59	43292	58	43710	66	43982	69
42088	59	43293	58	43712	66	43985	70
42089	59	43294	65	43714	66	43986	62
42090	59	43295	65	43715	66	43987	70
42091	59	43296	65	43716	72	43988	70
42092	59	43297	72	43717	66	43989	70
42093	59	43298	72	43719	66	43990	70
42094	59	43299	72	43720	72	43991	70
42095	59	43300	78	43739	80	43992	70
43000	75	43301	72	43740	80	43992	70
43001	69	43310	78	43744	80	43993	70
43005	75	43314	103	43745	67	43996	70
43007	75	43334	53	43747	67	43997	70
43010	75	43337	53	43748	67	43998	70
43013	75	43338	53	43755	80	43999	70
43046	65	43340	53	43800	108	44000	62
43047	65	43400	70	43805	108	44001	63
43048	65	43402	70	43807	108	44002	62
43054	65	43403	70	43810	108	44005	62
43055	65	43420	60	43813	108	44009	62
43056	65	43421	60	43825	79	44010	63
43057	65	43422	60	43840	69	44011	63
43058	65	43432	67	43841	69	44015	63
43059	65	43433	65	43842	69	44017	62
43061	65	43434	65	43845	69	44019	69
43062	65	43435	65	43895	61	44020	63

# PART NUMBER INDEX

Part No.	Page	Part No.	Page	Part No.	Page	Part No.	Page
44025	63	44176	64	44385	60	44587	58
44026	63	44177	64	44386	60	44588	58
44027	63	44190	70	44387	60	44589	58
44028	63	44192	70	44388	60	44594	58
44029	63	44193	70	44389	60	44596	58
44030	62	44195	70	44390	60	44600	109
44035	62	44196	70	44391	60	44603	108
44037	63	44198	70	44392	60	44604	108
44038	63	44200	70	44399	60	44606	108
44040	62	44201	70	44415	60	44607	108
44041	62	44202	70	44416	60	44609	74
44042	62	44204	70	44432	68	44610	74
44043	62	44221	80	44432	69	44615	74
44044	62	44224	80	44433	68	44621	74
44045	62	44226	80	44433	69	44622	74
44046	63	44236	80	44434	68	44625	74
44047	63	44240	80	44434	69	44627	74
44048	63	44242	80	44436	72	44630	74
44049	63	44245	80	44437	72	44660	59
44051	64	44247	80	44438	68	44666	59
44053	64	44248	81	44438	69	44667	59
44055	64	44249	81	44439	69	44674	59
44057	64	44250	62	44440	69	44700	76
44059	64	44251	62	44451	60	44710	76
44061	69	44252	62	44452	60	44720	76
44063	64	44253	81	44453	60	44730	76
44067	64	44254	81	44454	60	44750	76
44069	64	44255	81	44455	60	44810	95
44070	64	44257	81	44456	60	44811	95
44071	69	44259	81	44457	60	44819	238
44075	64	44260	73	44458	60	44823	238
44076	62	44261	73	44459	60	44824	238
44077	64	44262	73	44461	60	44825	238
44082	64	44263	73	44462	60	44830	238
44086	70	44264	73	44463	60	44835	174
44086	70	44265	73	44465	71	44850	78
44089	70	44266	73	44466	71	44860	78
44089	70	44267	73	44467	71	44861	78
44096	70	44268	73	44468	71	44870	106
44097	58	44269	81	44469	71	44873	106
44120	79	44270	81	44470	71	44881	106
44122	79	44271	81	44471	71	44900	105
44124	79	44273	81	44472	71	44901	105
44128	79	44274	73	44479	70	44905	105
44132	79	44283	69	44481	58	44910	105
44134	79	44284	72	44484	58	44913	105
44136	79	44285	72	44485	58	45000	106
44140	79	44287	64	44486	58	45006	106
44143	79	44288	65	44487	58	45025	54
44145	79	44298	69	44502	62	45027	54
44147	79	44305	63	44504	62	45028	54
44149	79	44320	59	44505	62	45031	55
44155	62	44321	59	44508	62	45035	54
44156	62	44322	59	44509	62	45045	54
44157	62	44330	59	44544	58	45046	54
44158	69	44331	59	44552	58	45055	55
44159	64	44332	59	44557	58	45209	56
44160	64	44333	59	44558	58	45217	56
44161	64	44334	59	44560	58	45221	55
44162	64	44335	59	44561	58	46000	102
44164	64	44336	59	44564	58	46005	102
44165	64	44337	59	44567	58	46009	102
44166	64	44338	59	44569	58	46010	102
44167	64	44340	59	44574	58	46015	102
44168	64	44341	59	44575	58	46017	102
44169	64	44342	59	44577	58	46093	102
44170	64	44350	59	44578	58	46094	102
44171	64	44351	59	44579	58	46103	105
44172	64	44352	59	44580	58	46121	105
44173	64	44382	60	44581	58	46128	105
44174	64	44383	60	44582	58	46175	102
44175	64	44384	60	44583	58	46176	102

# PART NUMBER INDEX

Part No.	Page
46500	180
46501	180
47000	179
47001	179
47005	179
47006	179
47008	179
47010	179
47011	179
47012	179
47013	179
47015	179
47016	179
47020	179
47025	179
47026	179
47027	179
47028	179
47030	179
47033	181
47035	180
47037	180
47039	180
47040	181
47042	180
48000	105
48001	105
48002	105
49500	211
49505	211
49601	211
49602	211
49606	211
49607	211
50066	285
50201	284
51900	110
51905	110
51910	110
51915	110
51920	110
51925	110
51930	110
51935	110
51940	110
51945	110
52000	110
52005	110
52010	110
52015	110
52020	110
52025	110
52030	110
52035	110
52040	110
52045	110
53000	110
53005	110
53010	110
53015	110
53020	110
53025	110
53030	110
53035	110
53040	110
53045	110
53130	110
53131	110
53132	110
53133	110
53134	110
53135	110

Part No.	Page
53136	110
53137	110
53138	110
53139	110
53400	103
53401	103
53450	103
53455	103
53990	336
55111	122
55115	122
55118	122
55126	122
55127	122
55128	122
55140	122
55146	124
55147	124
55154	125
55155	124
55159	124
55160	124
55161	124
55162	124
55163	125
55170	126
55171	126
55172	126
55185	122
55190	129
55224	129
57000	105
57002	105
57490	76
57511	92
57514	92
57600	219
57603	226
57700	120
57701	120
57705	120
57706	120
57800	111
57805	111
57810	111
57813	111
57815	111
57820	111
57825	111
57832	111
57835	111
57840	111
57850	111
57852	111
57854	111
57855	111
57865	111
57867	111
57875	111
58016	87
58020	87
58021	87
58030	87
58060	87
58070	113
58071	91
58071	111
58072	113
58074	113
58079	91
58079	111
58090	91

Part No.	Page
58090	111
58100	101
58101	101
58102	101
58103	101
58111	100
58112	100
58115	100
58116	95
58117	95
58119	100
58120	100
58151	101
58152	101
58154	100
58155	101
58156	101
58157	102
58158	102
58159	98
58160	98
58161	98
58163	101
58164	101
58165	101
58166	101
58167	101
58168	101
58169	101
58393	98
58395	98
58396	98
58397	98
58398	98
58399	98
58400	180
58401	180
58405	180
58410	180
58420	106
58422	106
58861	285
59002	94
59003	94
59004	94
59007	94
59008	94
59009	94
59010	94
59011	94
59012	94
59013	94
59018	94
59019	94
59026	94
59027	94
59030	94
59031	94
59032	94
59038	100
59039	100
59041	100
59042	100
59043	100
59044	100
59045	100
59050	100
59051	100
59096	87
59099	87
59145	220
59147	216

Part No.	Page
59150	226
59155	223
59156	232
59158	232
59160	232
59161	232
59169	98
59188	227
59192	227
59196	231
59212	223
59213	227
59221	227
59225	227
59227	223
59229	224
59232	224
59400	175
59400	206
59405	175
59410	175
59412	227
59413	227
59415	175
59456	224
59464	224
59476	228
59485	231
59500	208
59501	216
59502	175
59503	175
59504	175
59510	175
59511	175
59517	220
59519	222
59522	220
59523	226
59524	223
59525	223
59527	223
59537	222
59541	219
59542	223
59543	219
59551	219
59553	226
59558	226
59565	223
59568	223
59596	226
59600	216
59602	220
59604	220
59614	219
59621	223
59636	220
59647	186
59648	216
59651	229
59654	229
59657	216
59692	224
59693	224
59708	222
59729	216
59759	224
59760	224
59874	217
59875	217
59876	217

# PART NUMBER INDEX

Part No.	Page	Part No.	Page	Part No.	Page	Part No.	Page
59877	217	60856	183	60944	142	61053	188
59878	217	60857	211	60946	142	61058	153
59879	217	60858	184	60947	142	61059	165
59880	217	60859	184	60949	141	61060	165
59881	217	60860	186	60950	141	61061	165
59882	217	60861	186	60954	142	61072	195
59883	216	60862	160	60956	174	61073	196
59884	216	60864	160	60957	174	61074	196
59917	30	60865	160	60958	174	61076	197
59924	228	60866	160	60959	174	61077	205
59925	221	60867	160	60960	174	61078	205
59937	221	60868	160	60961	174	61079	205
59946	228	60869	211	60962	186	61080	198
59948	228	60870	211	60963	186	61081	198
59967	216	60871	192	60964	189	61082	198
59969	221	60872	192	60966	189	61083	198
59970	226	60874	113	60968	189	61085	197
59971	228	60875	191	60970	189	61086	197
59983	217	60876	191	60972	189	61087	193
59984	217	60877	191	60973	190	61088	193
59985	217	60879	191	60985	188	61089	194
59990	217	60881	191	60987	188	61090	193
59991	217	60883	191	60989	188	61091	193
60000	209	60885	192	60989	188	61092	193
60002	209	60886	192	60991	188	61093	193
60005	209	60887	192	60993	114	61094	194
60015	209	60888	102	60995	115	61095	198
60018	209	60889	185	60996	115	61096	194
60026	209	60890	185	60998	114	61097	191
60027	209	60891	95	60999	116	61098	191
60030	209	60892	95	61000	116	61099	191
60625	165	60893	237	61001	287	61104	169
60631	164	60895	236	61002	184	61109	166
60796	152	60897	235	61003	184	61110	166
60797	164	60898	91	61005	107	61118	185
60798	164	60899	237	61006	107	61120	188
60799	164	60901	102	61007	240	61121	188
60800	186	60902	102	61008	240	61122	188
60801	164	60903	102	61009	204	61123	188
60802	152	60904	103	61010	183	61124	188
60804	148	60905	103	61011	183	61125	188
60804	149	60906	152	61012	152	61126	188
60821	189	60907	152	61013	152	61127	188
60822	189	60908	152	61015	152	61128	188
60823	189	60909	149	61018	153	61129	188
60824	189	60910	149	61019	153	61130	161
60825	189	60914	97	61020	164	61131	161
60826	188	60915	97	61021	165	61132	161
60827	188	60916	160	61022	165	61133	161
60828	188	60917	160	61023	183	61134	161
60829	188	60918	152	61027	191	61135	189
60830	188	60919	152	61028	191	61136	189
60831	188	60920	149	61030	153	61137	189
60832	188	60921	161	61031	153	61139	160
60833	172	60922	161	61032	153	61140	160
60833	186	60923	161	61033	164	61141	160
60834	172	60924	161	61034	164	61142	160
60834	186	60925	161	61035	164	61143	160
60835	172	60926	161	61036	166	61144	160
60835	186	60927	161	61037	166	61145	160
60837	183	60928	160	61038	166	61146	160
60838	204	60929	160	61040	141	61147	160
60839	204	60930	160	61041	141	61148	160
60840	204	60931	160	61042	141	61149	161
60841	204	60932	160	61043	141	61150	161
60842	114	60933	164	61044	174	61151	161
60849	204	60934	164	61045	174	61152	161
60850	204	60935	164	61046	186	61153	161
60852	183	60936	164	61049	188	61202	210
60853	183	60937	165	61050	188	61203	210
60854	235	60938	165	61051	188	61204	210
60855	183	60939	165	61052	188	61205	210

# PART NUMBER INDEX

Part No.	Page	Part No.	Page	Part No.	Page	Part No.	Page
61206	209	61357	201	61429	194	61507	200
61207	209	61358	201	61430	194	61508	197
61208	209	61359	201	61431	194	61509	193
61209	209	61360	201	61432	198	61510	194
61215	211	61361	201	61433	198	61511	195
61300	195	61362	201	61434	194	61512	195
61301	195	61363	201	61436	193	61513	195
61302	195	61364	201	61438	194	61514	199
61303	195	61365	201	61439	195	61514	199
61304	195	61366	201	61440	196	61515	199
61305	195	61367	201	61440	247	61515	199
61306	195	61368	202	61442	197	61516	199
61307	193	61369	202	61443	194	61516	199
61308	193	61370	202	61444	198	61517	202
61309	193	61371	202	61445	198	61518	202
61310	193	61372	202	61446	198	61519	202
61311	193	61373	202	61449	201	61520	201
61312	193	61374	202	61450	203	61521	201
61313	193	61375	202	61451	203	61522	201
61314	193	61376	202	61452	203	61523	203
61315	193	61377	202	61453	203	61524	203
61316	193	61378	202	61454	201	61525	203
61317	193	61379	202	61455	203	61526	203
61318	193	61380	202	61456	203	61527	203
61319	193	61381	202	61457	203	61528	200
61320	193	61382	202	61458	203	61529	202
61321	196	61383	202	61459	203	61530	199
61321	247	61384	201	61460	203	61531	199
61322	196	61385	201	61461	199	61650	204
61322	247	61386	201	61462	199	61700	114
61323	196	61387	201	61463	202	61701	114
61323	247	61388	201	61465	200	61702	114
61324	196	61389	201	61466	200	61703	114
61324	247	61390	201	61467	200	61704	114
61325	196	61391	201	61468	200	61705	114
61325	247	61392	201	61469	203	61706	114
61326	196	61393	201	61470	202	61710	115
61327	198	61394	201	61471	202	61711	115
61328	198	61395	201	61472	202	61712	115
61329	197	61396	201	61474	202	61713	115
61330	197	61397	201	61475	203	61714	115
61331	197	61398	201	61476	200	61715	115
61332	197	61399	201	61477	200	61716	115
61333	197	61400	201	61478	200	61720	116
61334	197	61401	201	61479	200	61721	116
61335	196	61402	201	61480	203	61722	116
61335	247	61403	201	61481	203	61723	116
61336	197	61404	201	61482	203	61724	116
61336	247	61405	201	61483	203	61726	116
61337	197	61406	201	61484	203	61730	107
61337	247	61407	196	61485	203	61731	107
61338	197	61408	196	61486	199	61732	107
61338	247	61409	193	61487	201	61733	107
61339	197	61410	193	61488	203	61734	107
61339	247	61411	194	61489	200	61735	107
61340	198	61413	193	61490	200	61736	107
61341	198	61414	197	61491	200	61740	146
61342	205	61415	195	61492	200	61741	146
61343	198	61416	195	61493	200	61742	146
61344	200	61417	195	61494	200	61750	147
61345	200	61418	195	61495	200	61751	147
61346	200	61419	195	61496	199	61752	147
61347	200	61420	197	61497	199	61753	147
61348	200	61421	197	61498	199	61754	147
61349	200	61422	194	61499	200	61755	147
61350	200	61423	196	61500	200	61756	147
61351	200	61424	199	61501	200	61760	91
61352	200	61425	199	61502	200	61760	111
61353	200	61426	199	61503	203	61761	91
61354	201	61427	199	61504	196	61761	111
61355	201	61428	197	61505	203	61762	91
61356	201	61428	247	61506	203	61762	111

# PART NUMBER INDEX

Part No.	Page	Part No.	Page	Part No.	Page	Part No.	Page
61763	91	65015	151	68420	172	71003	119
61763	111	65016	151	68425	172	71005	119
61764	91	65017	151	68500	104	71006	119
61764	111	65018	151	68520	44	71007	119
61765	91	65019	151	68526	44	71010	119
61766	91	65020	151	68990	206	71016	117
62062	325	65021	151	69000	206	71017	117
62063	325	65022	151	69010	206	71018	117
62069	322	65023	151	69015	206	71019	117
62070	325	65030	151	69020	238	71020	119
62072	325	65031	151	69905	120	71022	119
62130	152	65032	151	69908	120	71024	118
62132	152	65033	151	69909	120	71025	119
62134	152	65034	151	69910	120	71027	118
64000	207	65038	151	69911	120	71029	118
64005	207	65039	151	69996	115	71030	119
64010	207	65044	151	69999	114	71031	119
64015	207	65070	151	70000	114	71035	119
64020	207	66000	104	70001	114	71036	120
64109	207	66095	238	70002	114	71040	119
64109	322	66100	41	70003	115	71042	120
64110	207	66100	238	70005	115	71043	120
64110	322	66101	41	70006	115	71044	120
64115	207	66102	41	70010	114	72000	101
64115	322	66103	41	70012	115	72001	101
64120	207	66105	238	70013	114	72010	101
64120	322	66110	41	70014	116	72015	101
64125	207	66110	238	70015	116	72016	100
64125	322	66115	41	70016	116	72018	100
64448	25	66115	238	70017	116	72062	86
64450	27	66127	41	70019	115	72064	86
64550	112	66130	41	70023	116	73250	287
64550	212	66151	41	70024	115	75002	287
64550	320	66152	41	70025	115	75503	46
64555	112	66153	41	70026	114	75504	46
64555	212	66200	41	70030	114	75520	46
64592	75	66202	41	70032	114	75522	46
64593	75	66203	41	70033	114	75523	46
64595	151	66210	41	70034	114	75543	46
64599	151	66215	41	70035	115	75544	46
64952	151	66220	41	70036	115	75545	46
64953	151	66225	41	70039	116	75546	46
64954	151	66227	41	70040	116	75550	46
64955	151	66230	41	70044	114	75552	46
64956	151	66240	41	70048	116	75580	239
64958	151	66251	41	70049	116	79004	27
64982	151	66252	41	70050	114	79005	26
64983	151	66253	41	70051	114	79007	27
64984	151	66500	41	70052	115	79010	20
64985	151	66502	41	70054	116	79011	20
64986	151	66503	41	70055	114	79020	29
64987	151	67021	109	70057	116	79024	27
64988	151	67022	109	70058	116	79032	27
64989	151	67023	109	70061	116	79033	27
64990	151	67024	109	70062	116	79040	27
64991	151	67027	109	70069	115	79050	33
64992	151	67030	109	70071	115	79051	33
64993	151	67034	109	70072	115	79052	33
64994	151	67040	109	70073	115	79053	33
64998	151	67045	109	70076	115	79054	33
64999	151	67050	109	70084	114	79056	33
65001	287	67060	109	70090	120	79057	33
65003	151	67062	109	70094	116	79058	33
65004	151	67100	109	70097	116	79059	33
65006	151	67105	109	70098	116	79060	33
65007	151	67107	109	70120	41	79061	33
65008	151	67108	109	70125	41	79062	33
65009	151	67980	75	70201	41	79063	33
65011	151	67981	75	71000	119	79064	33
65012	151	67982	75	71001	119	79065	33
65013	151	68400	186	71001	287	79066	33
65014	151	68405	184	71002	287	79067	33

# PART NUMBER INDEX

Part No.	Page	Part No.	Page	Part No.	Page	Part No.	Page
79073	33	81032	283	90021	90	92425	22
79150	27	81216	283	90022	90	92426	22
79162	24	81220	283	90023	90	92428	23
79180	27	81224	283	90026	25	92430	22
79211	268	81232	283	90027	25	92432	22
79215	268	83211	243	90028	25	92434	22
79216	268	84211	243	90028	90	92435	22
79250	33	85000	330	90035	90	92436	22
79251	33	85000	331	90036	90	92437	22
79252	33	85001	330	90112	21	92438	22
79253	33	85001	331	90115	21	92508	30
79254	33	85002	330	90125	21	92510	30
79255	33	85002	331	90133	21	92512	30
79280	33	85004	330	90150	25	92519	23
79281	33	85004	331	90160	25	92520	23
79282	33	85005	330	90162	25	92521	23
79284	33	85005	331	90166	25	92522	23
79285	33	85006	287	90170	25	92530	30
79286	33	85008	331	90172	25	92531	30
79287	33	85011	331	90173	23	92532	30
79288	33	85017	331	90178	25	92533	30
79290	33	85018	331	91120	29	92534	30
79291	33	85019	331	91121	29	92536	30
79292	33	85022	331	91122	29	93121	243
79293	33	85023	331	91123	29	93161	243
79295	33	85024	331	91124	29	93211	243
79299	33	85027	331	91170	29	93251	243
79307	33	85045	331	91171	29	93867	29
79310	33	85047	331	91172	29	93870	29
79311	33	85048	331	91173	29	93871	29
79331	34	85049	331	91174	29	93872	29
79332	34	85050	331	91180	29	93875	29
79750	265	85211	243	91181	29	93876	29
79751	265	86211	243	91182	29	93877	29
79752	265	86808	45	91183	29	93878	29
79753	265	86810	45	91184	29	93879	29
79754	265	86812	45	91185	29	93880	29
79755	265	86813	45	91230	23	93906	29
79756	265	86816	45	91231	23	93970	23
79757	265	86820	45	91232	23	93971	23
79770	268	86916	45	91233	23	93972	23
79773	284	86920	45	91234	23	93975	23
79774	284	86924	45	91235	23	93976	23
79820	276	86928	45	91236	23	93977	23
79821	285	86932	45	92012	285	93978	23
79822	276	86940	45	92014	285	93979	23
79823	276	86948	45	92016	285	93980	23
79824	276	86956	45	92018	285	93990	23
79825	276	86964	45	92024	285	93991	23
79826	276	87002	118	92030	285	93992	23
79827	276	87005	118	92036	285	94001	97
79828	276	87007	118	92130	22	94002	97
79829	276	87020	118	92146	22	94005	97
79833	276	87211	243	92147	27	94007	97
79836	276	89486	169	92148	22	94008	97
79837	276	90009	90	92149	27	94009	97
79838	276	90010	90	92151	27	94010	97
79839	276	90011	90	92152	22	94012	97
79840	276	90012	25	92156	22	94016	97
79913	24	90012	90	92170	33	94017	97
79993	265	90013	25	92170	90	94020	97
79994	265	90013	90	92172	33	94021	97
81001	287	90014	25	92172	90	94022	97
81002	287	90014	90	92212	22	94024	97
81003	287	90015	90	92215	22	94025	97
81004	287	90016	25	92220	22	94026	97
81006	287	90017	25	92226	22	94027	97
81010	283	90017	90	92314	27	94027	97
81012	283	90018	25	92320	22	94029	97
81016	283	90018	90	92324	22	94047	97
81020	283	90019	90	92400	26	94048	97
81024	283	90020	90	92423	26	94049	97

# PART NUMBER INDEX

Part No.	Page	Part No.	Page	Part No.	Page	Part No.	Page
94050	97	96078	189	96643	164	97180	324
94051	97	96111	208	96644	164	97181	325
94052	97	96113	208	96645	164	97182	325
94313	112	96115	208	96657	165	97183	325
94323	112	96117	208	96658	165	97184	325
94410	30	96119	208	96659	165	97185	325
94420	30	96121	208	96660	165	97186	325
94422	30	96123	208	96666	164	97187	324
94425	30	96125	208	96668	164	97188	325
94430	30	96166	239	96701	28	97189	325
94440	30	96167	239	96703	28	97190	325
94450	30	96170	239	96705	28	97192	324
94460	30	96174	91	96707	28	97193	324
94480	30	96174	111	96708	28	97194	325
94694	30	96200	236	96709	28	97195	324
94696	30	96211	235	96710	28	97196	324
94699	30	96214	182	96716	23	97197	326
95500	26	96222	184	96717	23	97198	326
95501	26	96295	328	96720	23	97199	326
95502	26	96340	117	96735	159	97200	24
95503	26	96351	115	96737	105	97201	24
95504	26	96407	212	96738	157	97202	24
95505	26	96407	212	96739	157	97202	327
95506	26	96408	212	96740	157	97203	24
95507	26	96411	212	96758	165	97204	24
95508	26	96412	212	96770	165	97205	24
95509	26	96419	239	96771	165	97206	24
95510	26	96435	142	96772	165	97207	24
95511	26	96445	141	96800	28	97208	24
95512	26	96447	141	96805	23	97209	24
95513	26	96451	141	96810	28	97210	24
95515	26	96452	142	96815	23	97211	24
95516	26	96460	141	96842	226	97212	24
95517	26	96461	141	96843	226	97213	24
95518	26	96462	141	96844	218	97214	24
95519	26	96463	141	96871	190	97215	208
95520	26	96464	141	96872	190	97216	208
95521	26	96465	141	96873	190	97217	208
95526	26	96475	143	96874	237	97218	239
95700	69	96480	159	96875	237	97219	239
95701	69	96523	171	96880	237	97221	24
95702	69	96524	28	96881	237	97222	24
95703	69	96524	171	96930	109	97223	24
95704	69	96526	171	97036	189	97224	24
95705	69	96527	171	97039	189	97224	239
95706	67	96529	161	97042	189	97230	21
95707	58	96531	161	97045	189	97234	239
95708	58	96533	161	97048	189	97235	239
95709	58	96535	161	97054	189	97246	239
95710	67	96537	161	97064	189	97262	29
95711	58	96553	160	97080	249	97270	172
95712	58	96579	162	97081	249	97280	24
95713	58	96580	162	97082	249	97281	24
95714	59	96600	28	97083	249	97290	24
95715	59	96601	28	97084	249	97291	24
95716	59	96602	28	97085	249	97292	24
95717	59	96603	28	97086	249	97293	24
95718	59	96604	28	97087	249	97294	24
95719	59	96605	28	97088	249	97295	24
95730	65	96606	159	97089	249	97296	24
95731	65	96609	28	97090	249	97297	24
95748	114	96612	28	97091	249	97300	324
95878	222	96615	28	97100	224	97301	324
95883	98	96615	146	97125	186	97302	324
95885	98	96616	28	97153	174	97303	324
95916	191	96617	28	97155	209	97304	324
95917	191	96622	159	97168	104	97305	324
95918	191	96623	28	97170	324	97306	324
95981	190	96623	211	97172	324	97307	324
95984	190	96624	28	97173	325	97308	324
96076	189	96630	28	97174	325	97309	324
96077	189	96639	164	97177	324	97310	324

# PART NUMBER INDEX

Part No.	Page
97311	324
97319	25
97320	25
97321	25
97322	25
97324	25
97325	25
97326	25
97327	25
97329	25
97331	25
97332	25
97333	25
97334	25
97335	25
97432	24
97476	107
97477	107
97479	173
97482	239
97483	239
97484	218
97490	141
97491	141
97492	109
97610	23
97630	21
97632	21
97878	332
97886	325
97887	325
97888	325
97889	325
97890	325
97891	325
97892	325
97894	326
97895	326
97896	325
97897	325
97899	326
97923	24
98281	151
98282	151
98356	154
98357	154
98358	154
98359	154
98372	154
98373	154
98374	154
98375	154
98376	154
98377	154
98384	154
98385	154
98386	154
98387	154
98388	154
98389	154
98407	32
98524	154
98525	26
98526	26
98527	26
98528	26
98529	26
98542	328
98545	91
98602	95
98603	95
98609	103

Part No.	Page
98625	23
98627	23
98629	23
98641	322
98642	322
98643	322
98644	322
98645	322
98646	28
98648	28
98650	28
98651	28
98652	28
98677	98
98680	322
98702	28
98703	28
98704	28
98705	28
98706	28
98728	154
98733	148
98735	148
98746	23
98748	23
98750	23
98751	23
98822	328
98823	328
98824	328
98825	322
98830	322
98832	326
98833	322
98848	322
98849	322
99095	105
99535	205
99936	205
104370	204
104370	247
104380	204
104380	247
104390	204
104390	247
104400	204
104400	247
104410	204
104410	247
104416	207
143121	243
143161	243
143211	243
168010	250
168011	250
168012	250
168020	250
168021	250
168022	250
168030	250
168031	250
168038	250
168039	250
168040	250
168041	250
168042	249
168043	249
168044	249
168050	250
168051	250
168052	250
168053	249

Part No.	Page
168054	249
168055	249
168056	249
168057	249
168058	249
168059	249
168060	249
168061	250
168063	250
168064	250
168065	250
168066	250
168067	250
168068	250
168069	250
168070	249
168071	249
168072	250
168073	250
168074	250
168075	250
168076	249
168077	250
168078	249
168079	249
168080	249
168100	250
168101	250
201611	292
236375	258
236376	258
236377	258
236378	258
236379	258
236380	258
236381	258
236382	258
236383	258
236384	258
236385	258
236386	258
243231	243
243241	243
245211	243
245251	243
245291	243
245341	243
245371	243
256891	288
256893	288
256894	288
263910	292
263920	292
263930	292
400285	284
400290	284
400600	285
400610	285
401570	284
401572	284
403081	286
538194	322
600053	346
600062	346
600063	346
600141	313
600141	335
600146	313
600146	335
600351	314
630000	327
660001	314

Part No.	Page
660002	314
660011	314
660041	314
660042	314
660071	314
660081	314
660143	346
660144	313
660144	335
701060	32
701061	32
760010	321
760020	321
760040	321
760050	321
760070	321
760080	321
760100	321
760110	321
905260	167
905395	172
905720	169
905745	174
905750	173
905760	173
905785	168
907546	169
1550010	298
1550110	298
1550200	302
1550203	303
1550205	303
1550210	302
1550220	305
1550221	305
1550222	305
1550223	346
1550250	303
1550300	303
1550301	303
1550350	303
1550400	299
1550450	299
1550500	299
1550505	299
1550600	303
1550601	303
1551010	300
1551015	300
1551110	304
1551115	304
1552020	310
1554001	302
1554002	302
1554010	302
1554011	302
1554020	302
1554021	302
1554030	302
1554031	302
1554032	302
1554040	301
1554041	301
1554042	301
1554050	301
1554051	301
1554080	304
1554081	304
1554090	304
1554091	304
1558001	298
1558002	298

# PART NUMBER INDEX

Part No.	Page	Part No.	Page	Part No.	Page	Part No.	Page
1558003	298	2111441	243	7860135	333	0833P	335
1558004	298	2111501	243	7860150	333	0841P	334
1558010	297	2116501	243	7860160	333	0842P	334
1558011	297	2146441	243	7860170	333	0843P	334
1558012	297	2149291	243	7860180	333	0850P	334
1558013	297	2149371	243	7860190	333	0851P	334
1558015	298	2211611	243	7860200	333	1004A	89
1558020	297	2800261	243	7860210	333	1004M	89
1558021	297	3171501	243	7860220	333	100DC/PDQ	270
1558030	298	3361023	318	7860240	333	100LED	48
1558031	298	3361025	318	905311-PP	170	100X2	253
1558032	298	3361030	319	C1796HC	344	1011P	89
1558033	298	3361040	318	SAF 622	288	1020DC	270
1558040	296	3365060	319	00401W	279	1022/SE1	89
1558050	299	3380050	321	006-70AP	332	1023CH	340
1558052	299	3382010	322	007-70AP	332	1024D	340
1558060	296	4510350	313	008-70AP	332	1025CH	330
1558061	296	4510355	313	009-70AP	332	1025CH	340
1558070	297	4951020	293	00902/W	284	1029D	340
1558071	297	4951224	293	00902B	284	103-1	29
1558072	297	4951225	293	00902B-60	284	103-1	271
1558080	300	4951230	293	00902Y	284	103099KW	90
1558081	300	4951420	293	00903/W	284	1030CH	329
1558090	300	4951425	293	00903B	284	1030CH	340
1558091	300	4951430	293	00903B-60	284	1037C	338
1800050	311	4951520	293	00903Y	284	1037H	338
1800080	311	4951525	293	010-70AP	332	1058CH	330
1800090	311	4951620	293	011-70AP	332	1058CH	338
1800091	311	4951625	293	012-70AP	332	1059CH	330
1800092	311	4951825	293	013-70AP	332	1059CH	338
1800093	311	4952020	293	014-70AP	332	1066HC	338
1800093	341	4952025	293	015-70AP	332	1073CH	338
1812101	299	4952030	293	016-70AP	332	1074C	330
1812103	299	4952222	293	017-70AP	332	1074C	338
1820070	303	4952430	293	018-70AP	332	1074H	330
1820080	304	4952495	293	019-70AP	332	1074H	338
1822020	309	4952500	293	020-70AP	332	1081CH	330
1822025	309	4952510	293	0202SN	317	1081CH	340
1822026	309	4952520	293	0205A	317	1085CH	330
1828010	311	7772010	333	021-70AP	332	1085CH	340
1829015	312	7772020	333	0226P	322	1092B	89
1829030	313	7810010	333	0229P	343	1092N	89
1829036	312	7810020	333	023-70AP	332	1092NR	89
1836010	310	7810030	333	024-70AP	332	1092V	89
1836015	310	7810040	333	025-70AP	332	1095D	330
1836050	310	7810050	333	0251A	321	1095D	340
1840030	312	7810060	333	0251B	321	10LED	50
1841303	312	7810070	333	0251C	321	10YM	279
1841310	312	7810080	333	0251D	321	10YMWB	278
1850022	307	7810100	333	0258AP	318	110-70AP	332
1854010	306	7810140	333	0258SN	318	11000R2	107
1854015	308	7810170	333	027-70AP	332	1104A	342
1854020	307	7810180	333	0284X5	322	1104B	342
1854025	308	7810190	333	030-70AP	332	110KA2S	88
1854030	306	7810200	333	03440KIT	31	111-70AP	332
1854035	308	7810210	333	03440KIT	32	1119/WK1	89
1855050	306	7810220	333	03441KIT	31	111S	88
1855051	307	7810230	333	03441KIT	32	112-70AP	332
1855052	306	7810240	333	03442KIT	31	1123A	336
1855055	307	7810250	333	03442KIT	32	1123LG/C	278
1869000	320	7810260	333	0497X10	15	1123SMV	278
1869010	320	7860010	333	0498PX10	15	113-70AP	332
1869020	320	7860020	333	06100U	191	1130P	332
1869030	321	7860025	333	06110U	191	114-70AP	332
1869040	312	7860040	333	0801A	334	1145/SC1	89
1869040	320	7860050	333	0801T	334	1145A	89
1869050	321	7860060	333	0810P	335	115-70AP	332
1996067	329	7860070	333	0812P	335	1152PDQ	290
1996067	341	7860080	333	0813P	335	116-70AP	332
2044541	243	7860090	333	0830P	335	1179A	89
2105621	243	7860100	333	0831P	335	119-70AP	332
2105631	243	7860130	333	0832P	335	120-70AP	332

# PART NUMBER INDEX

Part No.	Page	Part No.	Page	Part No.	Page	Part No.	Page
123-70AP	332	1752H	340	1990X281/2AB	68	253DC	270
1234E	280	1754CH	330	1990X281/X2ORB/44439	68	254DC	270
125-70AP	332	1754CH	340	1990X281HD	68	255CL	275
127-70AP	332	1755C	338	1990X281PORB	70	255CL	291
127/5	108	1755H	338	1990X281SN	68	255CLX2	275
129-70AP	332	1756C	329	1990X281X2SN	68	255CLX2	291
12AC	251	1756C	338	1990x291	68	255TN	275
12YM	279	1756H	338	1990X291	68	255TN	291
12YMWB	278	1757CH	329	1990X2ORB	68	2564P	330
1303BR	77	1757CH	340	1990X2SN	68	2564P	336
1303CH	77	1758AC	338	2000W	281	2565P	329
1303SN	77	1758AH	338	2004AB	68	2565P	336
136-70AP	332	1759D	330	2004B	68	256PZC	246
1463P	278	1759D	340	2004ORB/	68	25AC	251
1482P	278	1760C	329	2004PORB	70	26024BLK	275
152A	83	1760C	338	2004RL	71	26024BLK	291
152D	83	1760H	329	2004RLSN	71	26024S	275
153A	83	1760H	338	2004S	68	26024S	291
153D	83	1763A	340	2004SN	68	27K	89
154A	83	1763HC	338	2005-41	19	27K/M16	89
154D	83	1766C	338	2005-43	19	281HDAB	72
155A	83	1766H	338	2010 HASP	126	281HDORB	72
155D	83	1769CR	338	2010KA5	127	281HDPB	72
155P	108	1769HR	338	2010KA7	127	281HDS	72
157C	108	1778D	340	202R	278	281SN	72
15AC	251	1779CH	330	202RCE	278	291HDAB	72
1600P	332	1779CH	338	203-70AP	332	291HDPB	72
1601P	332	1781CH	329	2032B	285	291HDS	72
1602P	332	1781CH	340	204-70AP	332	2MB	289
1603P	332	1782CR	338	205-70AP	332	3000DK	68
1605P	332	1782HR	338	207-70AP	332	3007AB	68
1606P	332	1784C	338	20YMWB	278	3007B	68
1607P	332	1784H	338	210-70AP	332	3007ORB/	68
1608P	332	1788CH	340	211-70AP	332	3007PORB	70
1610P	332	1791C	338	212-70AP	332	3007RL	71
1611P	332	1791H	338	213-70AP	332	3007RLSN	71
1613P	332	1795HC	338	214-70AP	332	3007S	68
1615P	332	1796HC	344	215-70AP	332	3007SN	68
1616P	332	1800092**	338	216-70AP	332	300x26	62
1618P	332	1806P	344	217-70AP	332	30GWT	252
1620P	332	180ANO10	245	219-70AP	332	30GWTL	252
1620X12	123	180ANO12	245	220-70AP	332	30SWT	252
1622P	332	180ANO8	245	221-70AP	332	326P	341
1622x2	123	180WH10	245	222-70AP	332	327P	341
1666CH	77	180WH12	245	225DC	270	328P	341
1666PB	77	180WH8	245	225DC/PDQ	270	32YMWB	278
1666SN	77	1825P	312	242KA308	127	342HD	24
1671A	333	1833AP	336	242KA309	127	342P	329
1673A	333	1833P	336	242KA316	127	342P	341
16YM	279	1837R	344	242T	126	343P	345
16YMWB	278	1846P	345	24QSPW	281	3450T	326
1704C	340	1848P	345	24YM	279	346PANO	246
1704H	340	192SN	96	24YMWB	278	34900R1	234
1706C	338	1980WH10X36	246	2500P	331	34901R1	234
1706H	338	1980WH12X24	246	2500P	336	34902R1	234
1707CH	329	1980WH12X36	246	2501P	331	34904R1	234
1707CH	340	1980WH12X48	246	2501P	336	34905R1	234
1712C	340	1980WH8X24	246	2502P	329	34906R1	234
1712H	340	1990/281X2	68	2502P	336	34908R1	234
1713CH	338	1990AB	68	2503P	329	34910R1	234
1718C	338	1990B	68	2503P	336	34911R1	234
1718H	338	1990BKA3	68	2504P	336	34912R1	234
171B	88	1990KA3	68	2505P	336	34915R1	234
1740CH	329	1990ORB	68	2506P	336	34918R1	234
1740HC	338	1990PORB	70	2508P	329	34920R1	234
1741CH	330	1990RL	71	2508P	336	34921R1	234
1741CH	340	1990RLSN	71	250CLG	275	35088WS	145
1744D	329	1990S	68	250CLG	291	350R	342
1744D	340	1990SN	68	250DC/PDQ	270	35222WS	145
1751CH	330	1990X2	68	250MD	275	35223KIT1	145
1751CH	338	1990X281	68	250MD	291	35224KIT	145
1752C	340	1990X281	68	2510P	336	35235KIT	145

# PART NUMBER INDEX

Part No.	Page	Part No.	Page	Part No.	Page	Part No.	Page
35248Z	282	41778R1	225	59022R1	94	624LS	127
3527FM	15	41779R1	214	59023R1	94	624LSKA1	127
3527MC	15	41835R1	231	59025R1	94	624x4	122
3528FM	15	41905R1	224	59029R1	94	625KA 3	127
3528MC	15	423P	329	59100R1	219	625KA 5	127
35336R1	156	423P	341	59105R1	219	625LS	122
35337R1	156	426P	341	59110R1	219	625LS	127
35338R1	156	435P	341	59115R1	226	625LSKA4	127
35340R1	156	44310R1	58	59125R1	226	625LSKA5	127
35341R1	156	44483*	58	59135R1	225	626KA 1	127
35342R1	156	44550*	58	59140R1	225	626KA 2	127
35343R1	156	44553*	58	59219R1	215	626LS	122
35344R1	156	44563*	58	59244R1	221	626LS	127
35345R1	156	44568*	59	593PDQ	14	626LSKAB	127
35352R1	157	44590*	58	59400P	320	626LSKAC	127
35356R1	156	44595*	58	594PDQ	14	62LED	47
35385R1	156	445KA1	127	59509R1	228	65024R1	151
35386R1	156	445KA2	127	59533R1	226	65025R1	151
35389R1	156	445LS	125	59575R1	216	65041R1	151
35391R1	156	445LS	127	59587R1	216	65042R1	151
35410KIT	147	445LSKA1	127	59599R1	217	6571-25	17
35419KIT	147	445LSKA2	127	59613R1	216	6571-50	17
35425KIT	146	445LSKA3	127	59615R1	216	65DS	51
35428KIT	146	44658*	59	59626R1	221	66050R1	238
35437WS	145	44659*	59	597PDQ	14	66055R1	238
35440KIT1	145	44661*	59	5AR2	89	66060R1	238
35733R1	148	44663*	59	5AU1	89	66065R1	238
35766KIT	145	44664*	59	5AU2	89	66D	51
35776R1	148	44668*	59	5JU2	89	66PDQ	47
35921R1	167	44670*	59	5KW1	89	674/PDQ	15
35923R1	167	44672*	59	5L01	89	675/PDQ	15
35941R1	170	44673*	59	5ME1	89	676/PDQ	15
35942R1	170	44675*	59	5RU2	89	67DS	51
35QTW	281	45030R1	55	5SE1	89	681/740	129
365KA10	127	45090R1	56	5SH1	89	69X2	51
365KA2	127	50AC	251	5YA1	89	6AC	251
365KA4	127	516A	129	60805R1	164	6AR2	89
365KA5	127	5312C	330	60806R1	164	6L01	89
365LS	125	5312C	338	60807R1	164	6ME1	89
365LS	127	5312H	330	60808R1	164	6SH1	89
365LSKA1	127	5312H	338	60809R1	164	707B	78
365LSKA10	127	5354D	330	60810R1	164	72MB	289
365LSKA2	127	5354D	340	60811R1	165	730KA1	127
365LSKA4	127	5356CH	330	60812R1	165	730KA3	127
365LSKA5	127	5356CH	340	60813R1	165	730KA5	127
365P	341	540X12	123	60814R1	165	740KA10	127
36QSPBW	281	55126x3	122	60815R1	165	740KA6	127
36QSPGW	281	55157R1	124	60951R1	141	740KA7	127
36QSPYW	281	569/PDQ	15	60C	252	740LS	122
381P	331	573HDPDQ	14	60MB	289	740LS	127
381P	341	573PDQ	14	61039R1	169	740LSKA5	127
38QSPW	281	574/PDQ	15	614BL	99	740LSx3	122
3AC	251	575/PDQ	15	620X12	123	740WP	122
3OHDCWT	252	576/PDQ	15	621BKA1	127	740x4	122
4000YW	281	58085R1	101	621BKA2	127	744KA2	127
402A	329	58104R1	101	621BKA3	127	744KA4	127
402A	341	58108R1	101	621x2	122	744KA5	127
406A	329	58113R1	101	621x4	122	744KA9	127
406A	341	58118R1	100	622KA2	127	744LS	122
4131SN	326	58150R1	101	622KA4	127	744LS	127
4141SN	326	587PDQ	14	622KA8	127	744LSKA1	127
41510R1	218	588PDQ	14	622LS	122	744LSKA6	127
41542R1	214	59000R1	94	623KA1	127	744LSKA7	127
41543R1	214	59001R1	94	623KA2	127	745SG	292
41550R1	218	59005R1	94	623KA3	127	750KA1	127
41553R1	225	59006R1	94	623LS	122	750KA2	127
41570R1	225	59014R1	94	623LS	127	750LS	122
41649R1	214	59015R1	94	623LSKA 2	127	750LS	127
41661R1	214	59016R1	94	624KA 5	127	750LSKA1	127
41724R1	228	59017R1	94	624KA 7	127	750LSKA2	127
41774R1	221	59020R1	94	624KA 8	127	750LSKA3	127
41776R1	214	59021R1	94	624LS	122	764LS	122

# PART NUMBER INDEX

Part No.	Page	Part No.	Page	Part No.	Page	Part No.	Page
770PDQ	14	931M	279	AA 381S	287	BN5	14
771PDQ	14	931S	271	AA 385S	287	BP00751	261
772PDQ	14	931XL	271	AA JT5	287	BP00752	261
77A	51	931XL	279	ABHDLG	285	BP00753	261
79140R	21	951L	271	ABHDSM	285	BP00754	261
79141R	21	951M	271	AC42	293	BP00755	261
79144R	21	95725*	59	AC43	293	BP00757	261
79145R	21	95726*	59	ACB160H	293	BP00762	261
79146R	21	9620SE	88	ACB80H	293	BP00763	261
79160R	21	9630KW	88	AG	334	BP00764	261
79166R	21	9630SC	88	AL21	47	BP00765	261
79182R	21	9630SE	88	AL3	47	BP07222	261
79183R	21	9650AR	89	AM-1054	89	BP07223	261
79282EL	33	9650KW	89	AM3	89	BP07244	261
79285EL	33	9650SC	89	API20	20	BR20	20
79287EL	33	9650SE	89	API50	20	BR2003	280
79290EL	33	97201U	327	ARZ-6	89	BR2803	280
79292EL	33	97203U	327	AS19D	19	BR40	19
79295EL	33	97205U	328	ASLR	20	BR4132	280
79313R	21	97206U	328	AU1	89	BR4133	280
79315R	21	97207U	328	AU2	89	BR4141	280
79316R	21	97210R	327	B101C	281	BR4142	280
79329A	34	97210U	327	B32T	18	BR4161	280
79411R	21	97474R1	156	BAR1212	279	BR4163	280
79433TP	21	98615-PP	75	BB00010	269	BS2012	292
79516R	21	98FD	267	BB00011	269	BT1	275
79773R	284	999/Y1	89	BB00012	269	BT1	291
79774R	284	9AC	251	BB00013	269	BT15	275
80ANO24	245	A01160	244	BB00014	269	BT15	291
80ANO36	245	A01161	244	BB00015	269	BT15FT	251
80ANO48	245	A01210	244	BB00017	269	BT2	275
80ANO72	245	A01211	244	BB00020	269	BT2	291
80WH24	245	A05292	244	BB00021	269	BT34	275
80WH36	245	A1011PDQ	289	BB00022	269	BT34	291
80WH48	245	A102N	289	BB00023	269	BT6FT	251
80WH72	245	A104N	289	BB00024	269	BT9FT	251
812CLN	286	A10822	244	BB00025	269	BW00319	272
816P	344	A10901	244	BB00027	269	BW00416	272
81716-B	283	A10911	244	BB01852	261	BW00619	272
81716-G	283	A1104N	289	BB01853	261	BW01319	272
81716-W	283	A1106	289	BB01854	261	BW01411	272
81720-B	283	A1176ST	89	BB01855	261	BW01416	272
81720-G	283	A11912	244	BB01871	261	BW01450	272
81720-W	283	A12922	244	BB01872	261	BW01452	272
81724-B	283	A1403PDQ	289	BB01873	261	BW01454	272
81724-G	283	A1515	89	BB01874	261	BW01456	272
81724-W	283	A15882	244	BB01875	261	BW01458	272
81732-B	283	A15922	244	BB01877	261	BW01460	272
81732-G	283	A17752	244	BB01961	261	BW01619	272
81732-W	283	A19211	244	BB01962	261	BW02107	272
818AP	336	A19311	244	BB01963	261	BW02137	272
82016BW	283	A20221	244	BB01964	261	BW02138	272
82020BW	283	A20321	244	BB01965	261	BW02139	272
82024BW	283	A40124	244	BB01967	261	BW02333	272
82032BW	283	A402N	289	BB01982	261	BW02337	272
84024-B	283	A41134	244	BB01983	261	BW02340	272
84024-G	283	A41212	244	BB01984	261	BW02360	272
84032-B	283	A45172	244	BB01985	261	BWDAC3-5	251
84032-G	283	AA 121S	287	BFM1	278	BWDAC4-5	251
84032-O	283	AA 125S	287	BFR1	278	BWRAC3-4	251
85006A	331	AA 141S	287	BFR1CE	278	BWRAC4-4	251
89485R1	169	AA 145S	287	BJ1	276	C0200	316
8YM	279	AA 165	287	BK10QT	280	C0201	317
8YMWB	278	AA 165P	287	BK21QT	280	C0201W	317
90260Y	284	AA 1719	287	BK9QT	280	C0202SN	317
90360Y	284	AA 1720	287	BM00481	273	C0203	317
909X	277	AA 22518	287	BM00482	273	C0205	317
923BLUE	277	AA 23036	287	BM00485	273	C0208	317
923RED	277	AA 265P	287	BM00487	273	C0209	317
931L	271	AA 330	287	BN1	14	C0209W	317
931L	279	AA 330P	287	BN2	14	C0211	317
931M	271	AA 332	287	BN2PDQ	14	C0212	317

# PART NUMBER INDEX

Part No.	Page	Part No.	Page	Part No.	Page	Part No.	Page
C0226	322	C1104	342	C1759D	339	C382	314
C0233	343	C1108	336	C1760C	329	C382	331
C0234	343	C1124	336	C1760C	337	C382	341
C0247	343	C1620	333	C1760H	329	C383	331
C0257A	318	C1623	333	C1760H	337	C383	341
C0258A	318	C1640	333	C1761CH	337	C384	314
C0258ASN	318	C1660	333	C1766C	337	C384	331
C0262	317	C1699	333	C1766H	337	C384	341
C0265	318	C1703C	337	C1767CH	337	C385	341
C0270	318	C1703H	337	C1770C	337	C390	342
C0283	322	C1704C	339	C1770H	337	C391	342
C0284	322	C1704H	339	C1777C	339	C392	342
C0285	319	C1706AD	329	C1777H	339	C402	329
C0289	316	C1706AD	339	C1779CH	330	C402	341
C0290	316	C1706D	329	C1779CH	337	C402A	329
C0292	317	C1706D	339	C1781CH	329	C402A	341
C0294	316	C1707CH	329	C1781CH	339	C405	329
C0295	319	C1707CH	339	C1784C	337	C405	341
C0296	319	C1709C	337	C1784H	337	C406	314
C0297	319	C1709H	337	C1785CH	339	C406	329
C0298	319	C1712C	339	C1787C	337	C406	341
C0300	316	C1712H	339	C1787H	337	C406A	314
C0301	316	C1713CH	337	C1788CH	339	C406A	329
C0302	315	C1717D	339	C1789D	339	C406A	341
C0302SN	315	C1723C	339	C1791C	337	C407	341
C0303	315	C1723H	339	C1791H	337	C408	341
C0303SN	315	C1727C	337	C1795CH	337	C409	329
C0304	315	C1727H	337	C1798CH	337	C409	341
C0304SN	315	C1728	331	C1799C	339	C4100	323
C0305	315	C1728	344	C1799H	339	C4101	323
C0305SN	315	C1735CH	339	C1807	344	C4101A	323
C0306	315	C1736D	339	C1807A	314	C4102	323
C0306SN	315	C1740CH	314	C1807A	344	C4102	323
C0307	315	C1740CH	329	C1809	344	C4104	323
C0307SN	315	C1740CH	337	C1809A	314	C4105	323
C0308	317	C1742C	313	C1809A	344	C4106	323
C0309	316	C1742C	337	C1836	345	C4106A	323
C0320	319	C1742H	313	C1838	344	C4108	323
C0320SN	319	C1742H	337	C1871	344	C4110	323
C0321	318	C1744D	314	C1875	344	C4120	326
C0322	319	C1744D	329	C1876	344	C415	341
C0801	334	C1744D	339	C1879	344	C4150	326
C0803	334	C1749C	337	C1891	344	C416	341
C0805W	334	C1749H	337	C1892	344	C417	341
C0806	334	C1751CH	330	C223	344	C4200	323
C0807	334	C1751CH	337	C224	344	C424	341
C0808	334	C1752C	339	C225	344	C426	341
C0810	335	C1752H	339	C340	314	C427	345
C0811	335	C1753C	314	C340	345	C428	345
C0814	335	C1753C	330	C341	314	C430	329
C0814A	335	C1753C	337	C341	345	C430	341
C0815	335	C1753H	314	C342	314	C431	329
C0815A	335	C1753H	330	C342	329	C431	341
C0818	334	C1753H	337	C342	341	C432	345
C0819	334	C1754CH	314	C3450	326	C5161	343
C0830	335	C1754CH	330	C3451	326	C5181	343
C0831	335	C1754CH	339	C346	345	C5183	343
C0832	335	C1755C	337	C351	342	C5197	343
C0833	335	C1755H	337	C351A	342	C5339	344
C0834	335	C1756C	314	C352	342	C7900	333
C1005D	329	C1756C	329	C352A	342	C7901	333
C1005D	339	C1756C	337	C353	342	C7902	333
C1023CH	339	C1756H	314	C354	342	C9630SE	88
C1029D	339	C1756H	329	C355	342	C9650SE	89
C1030CH	329	C1756H	337	C356	342	CB8	285
C1030CH	339	C1757CH	314	C357	342	CG00108	267
C1040CH	339	C1757CH	329	C365	331	CG00109	267
C1043D	329	C1757CH	339	C365	341	CG00111	267
C1043D	339	C1758C	337	C367	331	CG00117	267
C1066CH	337	C1758H	337	C367	341	CG00118	267
C1093D	339	C1759D	314	C368	331	CG00119	267
C1102	336	C1759D	330	C368	341	CG00120	267
						CG00121	267

# PART NUMBER INDEX

Part No.	Page	Part No.	Page	Part No.	Page	Part No.	Page
CG00122	267	CL11	48	CZHVW30EX	13	DAP18110	256
CG00124	267	CL11PDQ	48	CZMC24	12	DAP18111	256
CG00125	267	CL15	50	CZMC36	12	DAP18112	256
CG00128	267	CL15A	50	CZMC42	12	DAP18135	256
CG00129	267	CL18	48	CZP712	293	DAP18172	256
CG00138	267	CL2013	48	CZP714	293	DAP18401	256
CL-409-BL	134	CL25	50	CZPP100	6	DAP18425	256
CL-411-BK	134	CL25X2	50	CZPP200	6	DAP18510	256
CL-420-AS	134	CL55NB	47	CZPP21	6	DAP18519	256
CL-422-BK	134	CL70	50	CZPP300	6	DAP18542	256
CL-433-BK	136	CL99	48	CZPP400	6	DAP18772	257
CL-434-BL	136	CLSL1	47	CZPPH1	6	DAP18773	257
CL-435-RD	136	CO250B	253	CZPPH2	6	DAP18774	257
CL-436-PU	136	CO604B	253	CZPPH3	6	DAP18836	257
CL-441-BK	134	CR3000MA	49	CZPPH4	6	DAP18897	256
CL-454-BL	134	CR3000MA	294	CZPPH5	6	DAP18898	256
CL-455-RD	134	CT50	249	CZPPH5	6	DAP18899	256
CL-458-AS	134	CZ-DS93	291	CZQTV007BK	4	DAP18914	256
CL-464-BK	136	CZ-DS95	291	CZQTV33	4	DAP18915	256
CL-466-RD	136	CZ121BK	8	CZQTV5M	4	DAP18916	256
CL-506-AS	134	CZ121WT	8	CZQTV6	4	DAP27050	257
CL-510-A1	134	CZ161	8	CZSS93	291	DC90050	270
CL-510-CS	140	CZ16W	9	CZSS95	291	DC90101	270
CL-510-P1	140	CZ16WR	9	CZST161BTE	9	DC90121	270
CL-525-A1	135	CZ200U	11	CZST161BTEBK	9	DC90202	270
CL-558-AS	135	CZ220	7	CZST181RBK	9	DC90295	270
CL-560-AS	135	CZ230E	7	CZST185WT	9	DC90579	270
CL-562-AS	134	CZ245	7	CZTF329WT	10	DC90580	270
CL-572-AS	135	CZ25	3	CZTF336RBK	10	DC90590	270
CL-581-BK	136	CZ250	5	CZTF642RBK	10	DCC41208	270
CL-583-BL	136	CZ285	5	CZTFR1BK	10	DCC60908	270
CL-585-BK	136	CZ30	3	CZTT1	6	DCC91208	270
CL-589-A1	133	CZ310R	11	CZTT2	6	DCC91212	270
CL-593-BK	135	CZ319WT	11	CZV73	293	DE91100	270
CL-594-AS	135	CZ330	4	D-011B	281	DE91200	270
CL-596-A1	134	CZ35	3	D10	285	DG-100	20
CL-598-BK	135	CZ40	3	D10H	285	DG510	99
CL-601-BK	132	CZ40BK	3	DAP00005	257	DH102	241
CL-603-CS	140	CZ410WT	3	DAP00006	257	DL20	20
CL-604-A1	132	CZ430WT	2	DAP00680	256	DLG10	271
CL-605-A1	136	CZ442	3	DAP00684	256	DLG10	279
CL-606-A1	136	CZ448	3	DAP00790	256	DM10	279
CL-607-A1	136	CZ449	3	DAP00795	256	DM12	279
CL-608-A1	136	CZ488	2	DAP02102	257	DM16	279
CL-609-BK	133	CZ499R	2	DAP08640	256	DM2	278
CL-609-BL	133	CZ50	3	DAP08641	256	DM24	279
CL-609-RD	133	CZ530	4	DAP08646	256	DM8	279
CL-610-PD	140	CZ550	4	DAP08648	256	DR504	242
CL-630-A1	133	CZ600	1	DAP08649	256	DR604	242
CL-633-A1	132	CZ650	1	DAP08656	256	DR91205	270
CL-635-A2	130	CZ7007J	2	DAP08658	256	DR91210	270
CL-639-AS	132	CZ700T	11	DAP08660	256	DR91220	270
CL-640-AS	135	CZ707	5	DAP08770	256	DR91240	270
CL-650-AS	131	CZ798BK	5	DAP08771	256	DUR 9V	51
CL-650-CM	131	CZ8008	2	DAP08780	256	DUR AAAX2	51
CL-650-CS	140	CZ9009	2	DAP09104	257	DUR AAAX4	51
CL-650-PC	131	CZ998	4	DAP10100	257	DUR AAX2	51
CL-650-SL	131	CZ9BAS	8	DAP10102	257	DUR AAX4	51
CL-651-AS	131	CZ9BWT	8	DAP10308	257	DUR C	51
CL-651-AS	135	CZAC5	293	DAP10310	257	DUR D	51
CL-653-AS	131	CZBU80	12	DAP12130	257	DWS1	248
CL-653-CM	131	CZHF1	10	DAP12132	257	DWS114	248
CL-653-CS	131	CZHTV9	4	DAP12140	257	DWS114C	248
CL-653-PC	131	CZHV12B	11	DAP12142	257	DWS158	248
CL-653-SL	131	CZHV18B	11	DAP18001	256	DWS158C	248
CL-656-AS	133	CZHV20B	11	DAP18002	256	DWS1C	248
CL-656-BL	133	CZHV61TAS	8	DAP18008	256	DWS2	248
CL-656-GY	133	CZHV8T	8	DAP18065	256	DWS212	248
CL-656-RD	133	CZHV9B	11	DAP18096	257	DWS212C	248
CL-662-AS	130	CZHVP18EX	13	DAP18101	256	DWS2C	248
CL-663-AS	130	CZHVP30	13	DAP18107	256	DWS3	248
CL-969-BK	133	CZHVW30	13	DAP18109	256	DWS312	248

# PART NUMBER INDEX

Part No.	Page	Part No.	Page	Part No.	Page	Part No.	Page
DWS312C	248	FR01718	265	GG6074004	255	HBCRB	289
DWS3C	248	FR01723	265	GG6100109	255	HC1	17
DWT	263	FR02140	264	GG6200002	254	HDAB	68
EE12	251	FR58100	17	GG6202003	254	HDAB	68
EE12W	251	FR5825	17	GG6205001	254	HDS	68
EE15	251	FR5850	17	GG7500102	254	HMS	279
EE15W	251	FR5875	17	GG7600103	254	HP1	263
EE20	251	FRC/BK	281	GG7800109	254	HS14	27
EE20W	251	FRC/BR	281	GG7805009	254	HSB12	27
EE6	251	FRC12	281	GG7900102	254	HSMB	27
EE6W	251	FRC6	281	GG8010003	254	HSS116	33
EE9	251	FRH/C	281	GG8020002	254	HSS1164	33
EE9W	251	FRH/G	281	GG8090002	255	HSS12	33
EF15C	34	FRH/GN	281	GGK0280001	255	HSS1364	33
EF25C	34	FS1	290	GGK0290001	255	HSS14	33
EF35C	34	FS1011	290	GGK0320005	255	HSS1564	33
EF45AC	34	FS1011X3	290	GGK0350007	255	HSS18	33
EF6PC	34	FS3	290	GGK0680001	255	HSS316	33
ESRPDH	20	G15	20	GH10	20	HSS332	33
ESRPLH	20	GAG645	35	GHD1260B	35	HSS38	33
ESSPDH	20	GAMT501	36	GHF54	19	HSS516	33
ESSPLH	20	GAMT514	36	GHG1500A	35	HSS532	33
ET60FR	253	GAMT515	36	GHS1	33	HSS564	33
F1000	280	GAMT517-2	36	GHS13	33	HSS716	33
F1002	280	GAMT521	36	GHS2	33	HSS732	33
F1419	279	GAMT522	36	GHS3	33	HSS764	33
F1429	279	GAMT531T	37	GHS6	33	HSS964	33
F1489	279	GAMT601	37	GJS450	35	HT1545	34
F1524	293	GAMT613	37	GLAB12B	35	HT1806	34
F1527	293	GAMT701	37	GLCD122P	35	HT1841	34
F2004	279	GAMT711	37	GLID12B	35	HT1860	34
F2008	280	GAMT731	37	GMT15A	36	HT1862	34
F8003	278	GAMT741	37	GPS2303	36	HW10	15
F8007	278	GB14	285	GRS550	36	HW5825	17
F8008	278	GB16	285	GRT2103-40	36	HW5850	17
F8011	278	GB18	285	GS 1025	291	JMC	284
F8011R	278	GB24	285	GS 1033	291	JMCEX	284
FAW3450	17	GB30	285	GS 1037	291	JMS	284
FAW58100	17	GB36	285	GS 1045	291	JMSEX	284
FAW5825	17	GCOW5CX	28	GS 1207	291	JMSW	284
FAW5850	17	GC10	20	GS 1537	291	K1324	284
FF5850	17	GCD18BK	35	GS 1545	291	K900	90
FF5875	17	GCMW5CX	28	GS 1837	291	K901	90
FL-18	286	GCRTX	30	GS 1845	291	KS-052-BK	131
FL-18S	286	GCS120	35	GS 2437	291	KW1	89
FL-24	286	GCVB15	30	GS 2445	291	KW10	89
FL-24S	286	GD38B	35	GS 3045	291	KWT	89
FL-36	286	GFCI151V	250	GSP100	273	L12FT	292
FPP	273	GFCI15WH	250	GSP13-100	273	L2ST	292
FR01034	264	GFCI20IV	250	GSP13-150	273	L3S	292
FR01044	264	GFCI20WH	250	GSP13-200	273	L3ST	292
FR01074	264	GG1	27	GSP13-220	273	LBA1	285
FR01094	264	GG4200102	254	GSP13-60	273	LCB1	285
FR01175	264	GG5000201	254	GSP150	273	LCB2	285
FR01193	264	GG5000408	254	GSP32X	273	LE216	279
FR01193	264	GG5000503	254	GSP60	273	LE216	284
FR01194	264	GG5000806	254	GSTP1000	26	LED1W	49
FR01195	264	GG50018	254	GSTP50	26	LED1WF	49
FR01196	264	GG5003601	254	GSTP506	26	LED1WG	49
FR01199	264	GG5201103	254	GSTP999	26	LED1WL	49
FR01275	264	GG5201205	254	GTM412G	289	LED3W	49
FR01295	264	GG6003001	255	GTR2	289	LED5WR	49
FR01296	264	GG6010902	255	GW12	30	LED8WR	49
FR01299	264	GG60124	255	GW18	30	LEDWL7	49
FR01303	264	GG6015002	255	GW24	30	LG2019	20
FR01305	264	GG6025001	255	GW30	30	LG5000	292
FR01307	264	GG6027002	255	GW48	30	LG9550	20
FR01507	264	GG6030402	255	GX112W	268	LH14	19
FR01509	264	GG6035060	255	GX2W	268	LL-203-BK	138
FR01519	264	GG6045002	255	GX3W	268	LL-206-RD	138
FR01711	265	GG6055002	255	GXP1	268	LL-207-SL	138
FR01716	265	GG6065003	255	HBC6	286	LL-251-AS	138

# PART NUMBER INDEX

Part No.	Page	Part No.	Page	Part No.	Page	Part No.	Page
LL-277-A1	138	N4C	248	PS1	16	PT05806	268
LL-277-P1*	140	N4F	248	PS2	16	PT05807	268
L01-5	89	N6C	248	PS2/PDQ	16	PT05810	268
L01-6	89	N6F	248	PS3/PDQ	16	PT05811	268
LPC7	26	N8C	248	PS3B	16	PT05812	268
LPS5	26	N8F	248	PSP15G	18	PT05813	268
LPS7	26	NEV2699	292	PSP1G	18	PT05815	268
M1	89	NT10	287	PSP2G	18	PT05844	268
M2	89	ORA225	332	PSP2GDK	18	PT06212	268
M2	89	OS1/PDQ	16	PSP2L	18	PT06213	268
M4	89	OS2/PDQ	16	PSP34/PDQ	18	PT06214	268
M4	89	OS5/PDQ	16	PSP550M	18	PT06223	268
MA00005	263	PB20	285	PSP550M/PDQ	18	PT06224	268
MA00010	263	PB8	285	PSPHC3G	18	PT06233	268
MA00011	263	PC3	294	PT00070	265	PT06234	268
MA00012	260	PHSP1	15	PT00302	262	PT06240	268
MA00065	266	PIN1	143	PT00306	262	PT06250	268
MA1	89	PIN2	143	PT00308	262	PT06260	268
MEI-5	89	PK255ZC36	246	PT00312	262	PT06385	268
MEI-6	89	PK255ZC48	246	PT00314	262	PT09014	263
MET2830	279	PK255ZC60	246	PT00316	262	PT09016	263
MET600/3	278	PK255ZC72	246	PT00318	262	PT09020	263
MET691	279	PL-001-A1	138	PT01750	265	PT09027	263
MET700/3	278	PL-001-PK	138	PT01752	265	PT09028	263
MFCT2C	294	PL-002-RD	138	PT01754	265	PT09030	263
MFCT3	294	PL-003-SL	138	PT01756	265	PT09033	263
MFCT8	294	PL-004-BK	138	PT01758	265	PT09048	263
MFDC2	294	PL-056-SL	138	PT01772	265	PT09049	263
MFGC2	294	PL-071-AS	138	PT01774	265	PT09051	263
MH10	19	PL-074-SN	138	PT01776	265	PT09053	263
MH100	248	PL-074-T1*	140	PT01778	265	PT10	276
MH108	248	PL-095-A1	137	PT02521	274	PT5	276
MH1090	247	PL-095-P1	140	PT02525	274	PT6	276
MH112	248	PL-096-A1	138	PT02550	274	PT7	276
MH140	248	PL-096-CS	140	PT02551	274	PWL1120BS	37
MH172	248	PL-096-P1*	140	PT02553	274	PWL2140TS	37
MH240	248	PL-106-SS	138	PT02556	274	PWLR1110M	37
MH37106	241	PL-109-A1	137	PT02577	273	PX02514	259
MH37108	241	PL-109-CS	140	PT02589	273	PX02531	259
MH5300	247	PL-109-P1*	140	PT03001	263	PX02532	259
MH550	248	PL-110-SL	138	PT03101	263	PX02533	259
MH79	248	PL-114-A1	137	PT03112	263	PX02534	259
MH8000	292	PL-114-CS	140	PT03115	263	PX02535	259
MM34	282	PL-114-P1	140	PT03323	262	PX02537	259
MM38	282	PL-114-T1	140	PT03324	262	PX02562	259
MP6HDJ	252	PL-117-A1	139	PT03506	259	PX02563	259
MP6X	252	PL-118-A1	139	PT03512	274	PX02564	259
MP8TV	252	PL-121-A1	139	PT03514	274	PX02565	259
MP8USB	252	PL-122-A1	139	PT03516	274	PX02572	259
MSP1	294	PL-127-CP	137	PT03518	274	PX02573	259
MT1	275	PL-130-A1	137	PT03520	274	PX02574	259
MT1	291	PL-130-P1	140	PT03522	274	PX02621	259
MT15	275	PL-135-BL	138	PT03524	274	PX02622	259
MT15	291	PM58100	17	PT03540	274	PX02623	259
MT2	275	PM5825	17	PT03981	273	PX02624	259
MT2	291	PM5850	17	PT03981	273	PX02625	259
MT34	275	PM5875	17	PT05521	26	PX02627	259
MT34	291	PN30	27	PT05602	268	PX02632	259
MT5	276	PN40	27	PT05603	268	PX02633	259
N10C	248	PN60	27	PT05604	268	PX02634	259
N10F	248	PPB10	285	PT05606	268	PX02635	259
N112EG	248	PPB14	285	PT05608	268	PX02661	259
N112FM	248	PPB18	285	PT05610	268	PX02662	259
N114EG	248	PPB24	285	PT05633	268	PX02663	259
N158D	248	PPB36	285	PT05680	276	PX02664	259
N16C	248	PR27X	20	PT05713	268	PX02665	259
N20C	248	PR30X	20	PT05714	268	R1000	249
N212EG	248	PRC710B	253	PT05729	268	R2600	251
N212FM	248	PRE450	262	PT05730	268	R2615	251
N2EG	248	PRE4PT	263	PT05734	268	R2625	251
N2FM	248	PRE722	262	PT05736	268	R2650	251
N3FM	248	PRE762	262	PT05804	268	R3000	251

# PART NUMBER INDEX

Part No.	Page	Part No.	Page	Part No.	Page	Part No.	Page
R3025	251	RC70125	260	SB2814	280	SW2	273
R3025CL	251	RC70338	260	SB4213	280	SW2-8	273
R3050	251	RC70438	260	SC1	89	SW3	273
R3050CL	251	RC70738	260	SC4	89	SW3-8	273
R3100	251	RC70750	260	SC9120B	253	SW4	273
R3125	251	RC70925	260	SC02B	253	SW4-8	273
R3125CTL	251	RC70938	260	SE1	89	SWAS	273
R3150	251	RC70950	260	SEB10	26	T903	275
R3150CTL	251	RC70975	260	SEB100	26	T903	291
R32125	251	RC71838	260	SMG	336	T94	291
R406	252	RC72325	260	SN1PDQ	14	TA40	284
R408B	249	RC72338	260	SP30	19	TA45	284
R609	249	RC72350	260	SP98805	271	TA50	284
RC00032	262	RC72425	260	SP98808	271	TAL248B	266
RC00033	262	RC72438	260	SP98815	271	TAL248B	284
RC00034	262	RC72450	260	SP98830	271	TCT3	294
RC00042	262	RC72475	260	SP98841	271	TCT8	294
RC00044	262	RC72925	260	SP98846	271	TH40	266
RC00045	262	RC72938	260	SP98850	271	TH40	284
RC00117	262	RC72950	260	SP98851	271	TH45	266
RC00322	262	RC72975	260	SP98856	271	TH45	284
RC00324	262	RC73038	260	SP98871	271	TH50	266
RC00326	262	RC74038	260	SP98873	271	TH50	284
RC00328	262	RC74075	260	SP98876	271	TH60	266
RC00332	262	RC75438	260	SPR1	318	TH60	284
RC00334	262	RC75925	260	SQ16	283	THM40	266
RC00336	262	RC75933	260	SQ20	283	THM40	284
RC00338	262	RC75936	260	SQ24	283	THM45	266
RC01529	262	RC75938	260	SQ32	283	THM45	284
RC01539	262	RC75940	260	SR22X	20	THM50	266
RC01750	265	RC75950	260	SR24	20	THM50	284
RC01752	265	REF-10	286	SR30HD	20	THM60	266
RC01754	265	RG12	289	SS01319	272	THM60	284
RC01762	265	RG6-2	289	SS01411	272	TM1	289
RC01764	265	RHS1	20	SS01416	272	TM1EZ	289
RC01793	262	RS3A/PDQ	16	SS01619	272	TM2	289
RC01795	262	RS3B	16	SS770	253	TPA2	252
RC01796	262	RST10	294	SS770C	253	TPA3	252
RC01797	262	RT08069	286	SS770LRC	253	TPS	16
RC01798	262	RT1708	286	ST24/2	34	TR1	289
RC01799	262	RT2001	286	ST36/2	34	TR12	276
RC01825	262	RT2294	286	ST42/2	34	TT3FT	251
RC01839	262	RT4022	286	SUF2D	51	TW1012PVC	294
RC01853	262	RT4023	286	SUFHD6V	51	UDT4	284
RC01863	262	RT4032	286	SV1216PDQ	275	US4B	284
RC01864	262	RT4041	286	SV1216PDQ	291	USI-1204 (230602)	253
RC01869	262	RT4042	286	SVDD30	20	V100100	291
RC01875	261	RT4051	286	SVDR22	19	V1012	275
RC01893	261	RT4052	286	SVDR42	19	V1012	291
RC01895	261	RT5	276	SVDS23	19	V1020	275
RC01896	261	RT6082	286	SVDS43	19	V1020	291
RC01897	261	RT6422A	286	SVG24	20	V1216	275
RC01898	261	RT7	276	SVLR40	19	V1216	291
RC01899	261	RT7011	286	SVLR90	19	V1220	275
RC03988	262	RT9501	286	SVLS21	19	V1220	291
RC03989	262	RT95011	286	SVLS41	19	V1230	275
RC06938	262	RT95012	286	SVSA10LH	19	V1230	291
RC07746	265	RT95015	286	SVSA12LH	19	V1240	275
RC07747	265	RT9503	286	SVSDA10	19	V1240	291
RC07748	265	RT96017	286	SVSDA12	19	V1530	275
RC07762	265	RTWP62	286	SVSDA14	19	V1530	291
RC07764	265	RU2	89	SVSS10	19	V1620	275
RC07766	265	RWHT-1	34	SW0	273	V1620	291
RC31895	261	RWHT-2	34	SW0-8	273	V2020	275
RC69838	260	RWHT-3	34	SW00	273	V2020	291
RC69850	260	RWHT-4	34	SW00-8	273	V2030	275
RC69885	260	SA350B	253	SW000	273	V2030	291
RC70025	260	SAF 205	288	SW000-8	273	V2040	275
RC70038	260	SB16	285	SW0000	273	V2040	291
RC70050	260	SB16H	285	SW0000-8	273	V3040	275
RC70075	260	SB203	280	SW1	273	V3040	291
RC70100	260	SB2093	280	SW1-8	273	V4040	275

# PART NUMBER INDEX

<b>Part No.</b>	<b>Page</b>
V4040	291
V4060	275
V4060	291
V46	285
V60120	291
V68	275
V68	291
V810	275
V810	291
WARP100G-2830	269
WARP100G-3034	269
WARP100G-3036	269
WARP12-4CH10-B	269
WARP12-4CH10-C	269
WARP3CH10-B	269
WARP3CH10-C	269
WARP4CH-350-B	269
WARP4CH-350-C	269
WARP4CH10-B	269
WARP4CH10-C	269
WARP4CH15-B	269
WARP4CH15-C	269
WARP4CH20-B	269
WARP4CH20-C	269
WARP6CH10-B	269
WARP6CH10-C	269
WARP6CH20-B	269
WARP6CH20-C	269
WARPCHA3-B	269
WARPCHA3-C	269
WC16	285
WF100Y	281
WF124Y	281
WFCONE	281
WIN12	286
WIN8	286
WL-300-FD	140
WL2009	51
WL2009	294
WP00244	266
WP00348	266
WP00355	266
WP00357	266
WP00361	266
WP00362	266
WP00363	266
WP00365	266
WP00381	266
WP00383	266
WP00385	266
WP00386	266
WP00390	266
WP00391	266
WP00393	266
WP00394	266
WP00395	266
WP00396	266
WRR	260
X1054K	89
Y1	89
YR 5860	17
YR 5890	17
Z17/2	279
ZAP 852	288
ZAP 854	288



Formerly  
HBC Home & Hardware Products



**Delivering simplicity.  
Facilitating success.**

324A Half Acre Rd, Cranbury, NJ 08512  
Tel: 844-639-8610 • Fax: 205-876-8275

## The World and Main companies distribute inventory from 5 convenient locations:



**WEST COAST**  
28624 Witherspoon Pkwy  
Valencia, CA 91355



**SOUTHWEST**  
8300 Tewanin Drive  
Houston, TX 77061



**GULF REGION**  
3249 Moody Pkwy  
Moody, AL 35004



**NORTHEAST**  
324A Half Acre Rd.  
Cranbury, NJ 08512



**CENTRAL**  
50 Keystone Blvd. E  
Pottsville, PA 17901

We reserve the right to limit quantities or adjust pricing. Subject to prior sale. Not responsible for typographical errors.