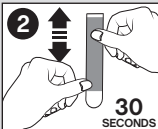


**3M**17093CLR-AW
command.com

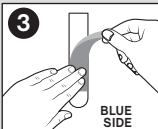
To Apply



Use only on **WINDOWS**.
IMPORTANT: Apply to a clean and dry surface. To clean, use a cloth dampened with water or isopropyl rubbing alcohol. Do not use household cleaners.
SEPARATE strips.



Remove **BLACK** "wall side" liner and apply strip to desired location. **PRESS FIRMLY** along the entire strip for 30 seconds.



Remove **BLUE** liner and apply hook to strip. Make sure tab is accessible for future removal.



PRESS FIRMLY along the entire hook for 30 seconds. Wait 1 hour before use.

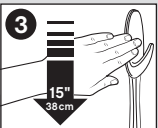
To Remove



NEVER pull strip towards you.



Hold hook gently to prevent hook from snapping fingers. **DO NOT** press hook against wall.



STRETCH STRAIGHT DOWN ALONG WALL AT LEAST 15 INCHES (38 cm) until strip releases from wall.

IMPORTANT: Failure to follow instructions carefully may cause damage!
SAVE INSTRUCTIONS for damage-free removal or visit command.com

For questions, ideas and special offers go to command.com

CAUTION:

Only use on windows. DO NOT use for antiques, heirlooms, or other valuable or irreplaceable items. Use only one hook per item hung.

NOTE:

Apply to surfaces above 15°F (-9°C). May lose adhesion below -20°F (-29°C) or above 125°F (51°C).

Intended for outdoor use only.

Not recommended for use on rough surfaces, such as cement board, brick or rough-sawn wood.

Not intended for picture hanging.

Hook can be reused with Command® Large Outdoor Clear Strips.

The following statements only apply to products distributed in the USA.

Limited Warranty:

This 3M product will be free from defects in material and manufacture. If this product is defective, your exclusive remedy shall be, at 3M's option, replacement of the product or refund of the purchase price.

Limitation of Liability:

3M will not be liable for any loss or damage arising from this product, whether direct, indirect, special, incidental or consequential.