

COLDPRUF BASE LAYER

2016



REMEMBER THE VIEW.

NOT THE TEMPERATURE.

Let the sunsets dazzle you, and the summits teach you humility—and strength. Focus on each breath, and on the bonds you forge with others. Feel your hands on the rope, or your skis on the slope, or watch snowflakes settle on a carrot nose.

No matter where you are or what you're doing, we'll never leave you out in the cold.

For more than 100 years, Indera Mills has pioneered the use of new fabrics and technology to keep customers warm. We're one of the largest makers of thermal underwear, designed and knit in the U.S.A. for mountain climbers and snowman builders alike. And we owe our success—and the success of our ColdPruf brand of base layers—to hard work, trust, innovation, quality and value.

We Own Cold.® We'll leave you to the rest.



NEW PRODUCTS	3
WOOL	5

MEN'S

90 Basic™	6
93 Authentic™	7
94 Authentic Union Suit™	8
92 Authentic Wool Plus™	9
95 Platinum™	10
88 Classic™ 100% Merino Wool	11
97 Enthusiast™	12
85 Expedition Military Fleece™	13
98 Performance™	14
89 Premium Performance™	15
82 Quest Performance™	16

WOMEN'S

50 Basic™	20
53 Authentic™	21
55 Platinum™/Platinum Plus™ For My Size Only®	22
48 Classic 100% Merino Wool™	23
57 Enthusiast™	24
58 Performance™	26
49 Premium Performance™	27
52 Quest Performance™	28
45 Honeycomb Fleece Wear™	29

YOUTH

60S Basic™	31
67 Enthusiast™	32
62 Quest Performance™	33

TRADE SHOW SCHEDULE & MERCHANDISING	34
TERMS AND CONDITIONS	35
LOGOS/ICONS	36
SIZE CHART	37



NEW WAYS TO BEAT THE COLD

women's HONEYCOMB FLEECE

Page 29

Our stylish Honeycomb Fleece™ base layers look good—and feel good, too. The single-layer textured fleece provides comfort and warmth, perfect for activewear, casual wear and everything in-between.



men's, women's & youth QUEST PERFORMANCE

Pages 16, 28 & 33

Ideal for active and casual wear alike, our Quest Performance™ base layers provide instant warmth, everyday comfort and a smooth fit—making them an easy cold weather go-to for your customers.





WE MAY OWN COLD, BUT
MERINO SHEEP OWNED IT FIRST.

Once exclusive to Spanish royalty, Merino wool is still considered some of the finest in the world. That's because Merino sheep boast luxurious layers of hardy fleece that breathe in the summer and insulate in the winter, allowing them to thrive in the most unyielding climates—like New Zealand's Southern Alps.

We use Merino wool for its durability and versatility, along with its natural moisture and odor control. It's soft, lightweight and able to move with the wearer's body and stretch while retaining its shape. Our two-layer engineering traps air between layers to create a natural barrier of warmth, so you feel right at home in any habitat.

men's & women's **AUTHENTIC**

Pages 7, 8 & 21



men's & women's **PLATINUM**

Pages 10 & 22



men's & women's **CLASSIC MERINO WOOL**

Pages 11 & 23



men's **AUTHENTIC WOOL PLUS**

Page 9



BASIC



- Black
- Winter White

- ▶ Two-layer engineering
- ▶ Traps air between layers
- ▶ Provides an additional layer of warmth
- ▶ Inside and outside: 60% combed ringspun cotton, 40% polyester
- ▶ 5.25 oz



CREW

- Rib cuffs for added protection against cold
- Cotton rich blend for ultimate comfort
- Full cut, true fit

PANT

- Rib cuffs for added protection against cold
- Cotton rich blend for ultimate comfort
- Front and back rise
- Gussets

#	STYLE	COLORS	S	M	L	XL	2X	3X
90A	Crew	Black/Winter White	•	•	•	•		
90B	Pant	Black/Winter White	•	•	•	•		
90C	Big Crew	Black/Winter White					•	•
90D	Big Pant	Black/Winter White					•	•
90E	Tall Crew	Black/Winter White		•	•	•		
90F	Tall Pant	Black/Winter White		•	•	•		
90G	Big/Tall Crew	Black/Winter White					•	•
90H	Big/Tall Pant	Black/Winter White					•	•

Packaging: 2/12 per size per color.

Style is also available in a Women's companion style 50 found on page 20 and a Youth style 60S found on page 31.

THERMACHOICE® SYSTEM

❄️

COLD

VERY COLD

EXTREME COLD

🚶

LOW ACTIVITY

MEDIUM ACTIVITY

HIGH ACTIVITY

AUTHENTIC



- ▶ Two-layer engineering
- ▶ Traps air between layers
- ▶ Soft cotton next to skin
- ▶ Inside: 100% combed ringspun cotton
- ▶ Outside: 65% combed ringspun cotton, 25% Merino wool, 10% nylon
- ▶ 6.6 oz

CREW

- Rib cuffs for added protection against cold
- Full cut, true fit
- Drop-tail

PANT

- Rib cuffs for added protection against cold
- Full cut, true fit
- Comfort waistband
- Front and back rise
- Gussets



- Charcoal
- Vintage Navy

#	STYLE	COLORS	S	M	L	XL	2X	3X
93A	Crew	Charcoal/Vintage Navy	•	•	•	•		
93B	Pant	Charcoal/Vintage Navy	•	•	•	•		
93C	Big Crew	Charcoal/Vintage Navy					•	•
93D	Big Pant	Charcoal/Vintage Navy					•	•
93E	Tall Crew	Vintage Navy		•	•	•		
93F	Tall Pant	Vintage Navy		•	•	•		
93G	Big/Tall Crew	Vintage Navy					•	•
93H	Big/Tall Pant	Vintage Navy					•	•

Packaging: 2/12 per size per color.

93C & 93D not available in size 3X in Charcoal.
93 Charcoal not available in tall sizes.

Style is also available in a Women's companion style 53 on page 21.

THERMACHOICE® SYSTEM

❄️

COLD

VERY COLD

EXTREME COLD

🚶

LOW ACTIVITY

MEDIUM ACTIVITY

HIGH ACTIVITY

men's

AUTHENTIC UNION SUIT



Red

- ▶ Two-layer engineering
- ▶ Traps air between layers
- ▶ Provides an additional layer of warmth
- ▶ Inside: 100% combed ringspun cotton
- ▶ Outside: 65% combed ringspun cotton, **25% Merino wool**, 10% nylon
- ▶ 6.6 oz

UNION SUIT

- Full button front
- Rib cuffs for added protection against cold
- Single button vertical rear flap
- Soft cotton next to skin



#	STYLE	COLORS	S	M	L	XL	2X
94US	Union Suit	Red	•	•	•	•	•

Packaging: 2/12 per size per color.

THERMACHOICE® SYSTEM



COLD

VERY COLD

EXTREME COLD



LOW ACTIVITY

MEDIUM ACTIVITY

HIGH ACTIVITY

men's

AUTHENTIC WOOL PLUS



- ▶ Two-layer engineering
- ▶ More Merino wool for extra warmth
- ▶ Inside: 100% combed ringspun cotton
- ▶ Outside: 50% combed ringspun cotton, **40% Merino wool**, 10% nylon
- ▶ 8 oz

CREW

- Rib cuffs for added protection against cold
- Full cut, true fit
- Soft cotton next to skin

PANT

- Rib cuffs for added protection against cold
- Full cut, true fit
- Front and back rise
- Gussets
- Soft cotton next to skin



Oatmeal

Vintage Navy

#	STYLE	COLORS	S	M	L	XL	2X	3X
92A	Crew	Oatmeal/Vintage Navy	•	•	•	•		
92B	Pant	Oatmeal/Vintage Navy	•	•	•	•		
92C	Big Crew	Oatmeal/Vintage Navy					•	•
92D	Big Pant	Oatmeal/Vintage Navy					•	•
92E	Tall Crew	Oatmeal		•	•	•		
92F	Tall Pant	Oatmeal		•	•	•		
92G	Big/Tall Crew	Oatmeal					•	•
92H	Big/Tall Pant	Oatmeal					•	•

Packaging: 2/12 per size per color.

92C & 92D not available in size 3XL in Vintage Navy.
92 Vintage Navy not available in tall sizes.

THERMACHOICE® SYSTEM



COLD

VERY COLD

EXTREME COLD



LOW ACTIVITY

MEDIUM ACTIVITY

HIGH ACTIVITY

PLATINUM



- Black
- Heather Grey

- ▶ Two-layer engineering
- ▶ Moisture management wicks and aids in moisture evaporation
- ▶ Outside: 70% Polyester, **30% Merino wool**
- ▶ Inside: 100% ColdPruf Technical Fiber Polyester with Silvadur™ Intelligent Freshness
- ▶ 7.0 oz

CREW

- Rib cuffs for added protection against cold
- Tagless
- Flat seams
- Drop-tail

PANT

- Rib cuffs for added protection against cold
- Front and back rise
- Gussets
- Comfort waistband

#	STYLE	COLORS	S	M	L	XL	2X	3X
95A	Crew	Heather Grey/Black	•	•	•	•		
95B	Pant	Heather Grey/Black	•	•	•	•		
95C	Big Crew	Heather Grey/Black					•	•
95D	Big Pant	Heather Grey/Black					•	•
95E	Tall Crew	Heather Grey/Black		•	•	•		
95F	Tall Pant	Heather Grey/Black		•	•	•		
95G	Big/Tall Crew	Heather Grey/Black					•	•
95H	Big/Tall Pant	Heather Grey/Black					•	•

Packaging: 2/12 per size per color.


Style is also available in a Women's companion style 55 found on page 22.



THERMACHOICE® SYSTEM



CLASSIC MERINO WOOL



- ▶ 100% Merino wool
- ▶ Single-layer jersey knit
- ▶ Silk weight: 5.0 oz – 170gsm
- ▶ 17.5 micron

CREW

- Modified raglan yoke
- Self fabric cuffs
- Athletic fit
- Natural stretch

PANT

- Self fabric cuffs
- Front and back rise
- Gussets
- Comfort waistband
- Athletic fit
- Natural stretch


#	STYLE	COLORS	S	M	L	XL	2X
88A	Crew	Commando/Black	•	•	•	•	•
88B	Pant	Commando/Black	•	•	•	•	•

- Commando
- Black

Packaging: 2/12 per size per color.

Style is also available in a Women's companion style 48 found on page 23.

THERMACHOICE® SYSTEM



men's

ENTHUSIAST



Black

- ▶ Single-layer engineering
- ▶ Lightweight, comfortable fit
- ▶ Drop-needle fabric design
- ▶ 100% Polypropylene with an exceptionally soft feel
- ▶ Moisture management wicks and aids in moisture evaporation
- ▶ 5.5 oz

CREW

- Self fabric cuffs
- Tagless
- Seamless sides for additional comfort
- Athletic fit

PANT

- Self fabric cuffs
- Tagless
- Comfort waistband
- Athletic fit

#	STYLE	COLORS	S	M	L	XL	2X	3X
97A	Crew	Black	•	•	•	•		
97B	Pant	Black	•	•	•	•		
97C	Big Crew	Black					•	•
97D	Big Pant	Black					•	•
97E	Tall Crew	Black		•	•	•		
97F	Tall Pant	Black		•	•	•		
97G	Big/Tall Crew	Black					•	•
97H	Big/Tall Pant	Black					•	•

Packaging: 2/12 per size per color.

Style is also available in a Women's companion style 57 found on page 24 and a Youth style 67 found on page 32.

THERMACHOICE® SYSTEM



COLD

VERY COLD

EXTREME COLD



LOW ACTIVITY

MEDIUM ACTIVITY

HIGH ACTIVITY

men's

MILITARY FLEECE EXPEDITION



- ▶ Single-layer engineering
- ▶ 100% Polyester fleece
- ▶ 10 oz
- ▶ Hang tag for merchandising

CREW

- Rib cuffs for added protection against cold
- Full cut, true fit

MOCK ZIP

- 1/4 zip mock turtleneck
- Hemmed sleeves

PANT

- Rib cuffs for added protection against cold
- Comfort waistband



Coyote Brown

Black

NEW!

Official Military Color

Packaging: 2/12 per size per color.

THERMACHOICE® SYSTEM



COLD

VERY COLD

EXTREME COLD



LOW ACTIVITY

MEDIUM ACTIVITY

HIGH ACTIVITY

men's
PERFORMANCE



Black

- ▶ Single-layer engineering
- ▶ Controls odor and inhibits bacterial growth on fabric
- ▶ Moisture management wicks and aids in moisture evaporation
- ▶ 96% ColdPruf Technical Fiber Polyester with Silvadur™ Intelligent Freshness, 4% spandex
- ▶ 6.25 oz



CREW

- Self fabric cuffs
- Drop-tail
- ColdPruf branding on sleeve
- Athletic fit

PANT

- Self fabric cuffs
- Front and back rise
- Gussets
- Comfort waistband
- Athletic fit

#	STYLE	COLORS	S	M	L	XL	2X
98A	Crew	Black	•	•	•	•	•
98B	Pant	Black	•	•	•	•	•

THERMACHOICE® SYSTEM



Packaging: 2/12 per size per color.

Style is also available in a Women's companion style 58 found on page 26.



men's
PREMIUM
PERFORMANCE



- ▶ Single-layer engineering
- ▶ Controls odor and inhibits bacterial growth on fabric
- ▶ Moisture management wicks and aids in moisture evaporation
- ▶ 85% ColdPruf Technical Fiber Polyester with Silvadur™ Intelligent Freshness, 15% spandex
- ▶ Trim fit for higher activity levels
- ▶ Extra length in body and sleeves for superior athletic fit
- ▶ 4.9 oz

CREW

- Extended body and arms
- Hemmed cuffs
- ColdPruf branding on sleeve
- Contrasting grey stitch

PANT

- Self fabric cuffs
- Front and back rise
- Gussets
- Comfort waistband
- Contrasting grey stitch



Black


#	STYLE	COLORS	S	M	L	XL	2X
89A	Crew	Black/Grey Stitch	•	•	•	•	•
89B	Pant	Black/Grey Stitch	•	•	•	•	•



Packaging: 2/12 per size per color.

Style is also available in a Women's companion style 49 found on page 27.

THERMACHOICE® SYSTEM



men's
QUEST
PERFORMANCE



NEW!

- ▶ Single layer, brushed inside
- ▶ Moisture management wicks and evaporates moisture
- ▶ Hangtags for merchandising
- ▶ 85% ColdPruf Technical Fiber with Silvadur™ Intelligent Freshness, 15% spandex
- ▶ Versatile and great for base layer/casual wear/active wear



CREW

- Flat seams
- Hemmed cuffs
- Tagless
- Drop-tail

MOCK ZIP

- 1/4 zip mock turtleneck with contrasting zipper
- Flat seams
- Hemmed cuffs
- Tagless
- Drop-tail

PANT

- Flat seams
- Hemmed cuffs
- Tagless
- Front and back rise
- Gussets
- Comfort waistband

MOCK TURTLE NECK

- Flat seams
- Hemmed cuffs
- Tagless
- Drop-tail
- Solid black color ideal for tactical, uniforms and work wear

#	STYLE	COLORS	S	M	L	XL	2X
82A	Crew	Black/Grey Stitch	•	•	•	•	•
82B	Pant	Black/Grey Stitch	•	•	•	•	•
82Z	Mock Zip	Black/Grey Stitch	•	•	•	•	•
82M	Mock Neck	Black	•	•	•	•	•

Black

THERMACHOICE® SYSTEM

COLD

VERY COLD

EXTREME COLD

LOW ACTIVITY

MEDIUM ACTIVITY

HIGH ACTIVITY

Packaging: 2/12 per size per color.
Style is also available in a Women's companion style 52 found on page 28 and a Youth style 62 found on page 33.



A full-page photograph of a hiker standing on a rocky trail with yellow and orange vegetation, looking up at a massive, jagged, snow-covered mountain peak under a blue sky with white clouds. The hiker is wearing a backpack and using a trekking pole. The scene is high-altitude and dramatic.

SURRENDER TO BEAUTY.

NOT TO COLD.

women's
BASIC



Black



Winter White

- ▶ Two-layer engineering
- ▶ Traps air between layers
- ▶ Provides an additional layer of warmth
- ▶ Inside and outside: 60% combed ringspun cotton, 40% polyester
- ▶ 5.25 oz



CREW

- Hemmed cuffs
- Cotton rich blend for ultimate comfort
- Full cut, true fit

PANT

- Cotton rich blend for ultimate comfort
- Full cut, true fit
- Designed with comfortable natural waistline
- Front and back rise
- Gussets

#	STYLE	COLORS	S	M	L	XL	2X
50A	Crew	Black/Winter White	•	•	•	•	•
50B	Pant	Black/Winter White	•	•	•	•	•

THERMACHOICE® SYSTEM



COLD

VERY COLD

EXTREME COLD



LOW ACTIVITY

MEDIUM ACTIVITY

HIGH ACTIVITY

Packaging: 2/12 per size per color.

Style is also available in a Men's companion style 90 found on page 6 and a Youth style 60S found on page 31.

women's

AUTHENTIC



- ▶ Two-layer engineering
- ▶ Traps air between layers providing a natural barrier of warmth
- ▶ Soft cotton next to skin
- ▶ Inside: 100% combed ringspun cotton
- ▶ Outside: 65% combed ringspun cotton, **25% Merino wool**, 10% nylon
- ▶ 6.6 oz

CREW

- Soft cotton next to skin
- Hemmed cuffs

PANT

- Soft cotton next to skin
- Designed with comfortable natural waistline
- Hemmed cuffs
- Front and back rise
- Gussets



Winter White

#	STYLE	COLORS	S	M	L	XL	2X
53A	Crew	Winter White	•	•	•	•	•
53B	Pant	Winter White	•	•	•	•	•

Packaging: 2/12 per size per color.

Style is also available in a Men's companion style 93 found on page 7.

THERMACHOICE® SYSTEM



COLD

VERY COLD

EXTREME COLD



LOW ACTIVITY

MEDIUM ACTIVITY

HIGH ACTIVITY

PLATINUM



Black

& PLATINUM PLUS

For my size only

- ▶ Two-layer engineering
- ▶ Moisture management wicks and aids in moisture evaporation
- ▶ Outside: 70% Polyester, 30% Merino wool
- ▶ Inside: 100% ColdPruf Technical Fiber Polyester with Silvadur™ Intelligent Freshness
- ▶ 7 oz



#	STYLE	COLORS	S	M	L	XL	2X
55A	Crew	Black	•	•	•	•	•
55B	Pant	Black	•	•	•	•	•

#	STYLE	COLORS	1X	2X	3X
55AP	Crew	Black	•	•	•
55BP	Pant	Black	•	•	•

CREW

- Performance polyester next to skin for comfort and performance
- Hemmed cuffs

PANT

- Performance polyester next to skin for comfort and performance
- Hemmed cuffs
- Front and back rise
- Gussets
- Designed with comfortable natural waistline




Packaging: 2/12 per size per color.

Style is also available in a Men's companion style 95 found on page 10.

THERMACHOICE® SYSTEM




CLASSIC MERINO WOOL



- ▶ 100% Merino wool
- ▶ Single-layer jersey knit
- ▶ Silk weight: 5.0 oz – 170gsm
- ▶ 17.5 micron



#	STYLE	COLORS	S	M	L	XL	2X
48A	Crew	Black/Almond	•	•	•	•	•
48B	Pant	Black/Almond	•	•	•	•	•



Almond

Black


CREW

- Princess seams and rounded, hemmed waistline for feminine fit
- Hemmed sleeves
- Natural stretch

PANT

- Hemmed cuffs
- Designed with comfortable natural waistline
- Natural stretch
- Athletic front and back rise
- Gussets

THERMACHOICE® SYSTEM



Packaging: 2/12 per size per color.

Style is also available in a Men's companion style 88 found on page 11.

women's
ENTHUSIAST



- ▶ Single-layer engineering
- ▶ Lightweight, comfortable fit
- ▶ Drop-needle fabric design
- ▶ 100% Polypropylene with an exceptionally soft feel
- ▶ Moisture management wicks and aids in moisture evaporation
- ▶ 5.5 oz



CREW

- Hemmed cuffs
- Tagless
- Seamless sides for additional comfort
- Athletic fit

PANT

- Hemmed cuffs
- Tagless
- Front and back rise
- Gussets
- Athletic fit

#	STYLE	COLORS	S	M	L	XL	2X
57A	Crew	Black	•	•	•	•	•
57B	Pant	Black	•	•	•	•	•



Black

THERMACHOICE® SYSTEM

COLD

VERY COLD

EXTREME COLD

LOW ACTIVITY

MEDIUM ACTIVITY

HIGH ACTIVITY

Packaging: 2/12 per size per color.

Style is also available in a Men's companion style 97 found on page 12 and a Youth style 67 found on page 32.



women's
PERFORMANCE



- Whisper
- Black

- ▶ Single-layer engineering
- ▶ Controls odor and inhibits bacterial growth on fabric
- ▶ Moisture management wicks and aids in moisture evaporation
- ▶ 96% ColdPruf Technical Fiber Polyester with Silvadur™ Intelligent Freshness, 4% spandex
- ▶ 6.25 oz



#	STYLE	COLORS	S	M	L	XL	2X
58A	Crew	Black/Whisper	•	•	•	•	•
58B	Pant	Black/Whisper	•	•	•	•	•



CREW

- Self fabric cuffs
- ColdPruf branding on sleeve
- Extra length in body and sleeves for ultimate performance fit

PANT

- Self fabric cuffs
- Front and back rise
- Gussets
- Designed with comfortable natural waistline

THERMACHOICE® SYSTEM



Packaging: 2/12 per size per color.

Style is also available in a Men's companion style 98 found on page 14.



women's
PREMIUM
PERFORMANCE



- ▶ Single-layer engineering
- ▶ Controls odor and inhibits bacterial growth on fabric
- ▶ Moisture management wicks and aids in moisture evaporation
- ▶ 85% ColdPruf Technical Fiber Polyester with Silvadur™ Intelligent Freshness, 15% spandex
- ▶ Trim fit for higher activity levels
- ▶ Extra length in body and sleeves for ultimate athletic fit
- ▶ 4.9 oz



#	STYLE	COLORS	S	M	L	XL	2X
49A	Crew	Black/White/Cranberry/Grey Stitch	•	•	•	•	•
49B	Pant	Black/White/Cranberry/Grey Stitch	•	•	•	•	•
49R	Raglan Crew	Print Sleeves/Grey Stitch	•	•	•	•	•



- White
- Black
- Cranberry
- Print


CREW

- Athletic fit
- ColdPruf branding on sleeve
- Contrasting grey stitch

PANT

- Hemmed cuffs
- Athletic rise designed for exceptional comfort
- Contrasting grey stitch

THERMACHOICE® SYSTEM



Packaging: 2/12 per size per color.

Style is also available in a Men's companion style 89 found on page 15.



women's

QUEST PERFORMANCE



- ▶ Single layer, peached inside
- ▶ Moisture management wicks and evaporates moisture
- ▶ Hangtags for merchandising
- ▶ 85% ColdPruf Technical Fiber with Silvadur™ Intelligent Freshness, 15% spandex



CREW

- Extended body and sleeves for ultimate athletic fit
- Drop-tail
- Built-in thumbhole cuffs
- Raglan sleeves
- ColdPruf branding on hip
- Base layer/active wear/casual wear

MOCK ZIP

- 1/4 zip mock turtleneck with contrasting zipper
- Extended body and sleeves for ultimate athletic fit
- Drop-tail
- Built-in thumbhole cuffs
- Contrasting grey stitch
- ColdPruf branding on hip
- Base layer/active wear/casual wear

PANT

- Yoga style leggings with comfort panels
- Athletic rise designed for exceptional comfort
- ColdPruf branding on hip
- Base layer/active wear/casual wear

#	STYLE	COLORS	S	M	L	XL	2X
52A	Crew	Black/Grey Stitch	•	•	•	•	•
52B	Pant	Black/Grey Stitch	•	•	•	•	•
52Z	Mock Zip	Black/Grey Stitch	•	•	•	•	•



Black

THERMACHOICE® SYSTEM



COLD

VERY COLD

EXTREME COLD



LOW ACTIVITY

MEDIUM ACTIVITY

HIGH ACTIVITY

Packaging: 2/12 per size per color.

Style is also available in a Men's companion style 82 found on page 16 and a Youth style 62 found on page 33.



women's

HONEYCOMB FLEECE



- ▶ Single layer textured fleece
- ▶ Moisture management wicks and evaporates moisture
- ▶ Hangtags for merchandising
- ▶ Inside and outside: 88% ColdPruf Technical Fiber with Silvadur™ Intelligent Freshness, 12% spandex

NEW!



CREW

- Extended body and sleeves for ultimate athletic fit
- Rounded hemmed bottom
- Built-in thumbholes
- Raglan sleeves
- Base layer/active wear/casual wear

MOCK ZIP

- 1/4 zip mock turtleneck with contrasting zipper
- Extended body and sleeves for ultimate athletic fit
- Rounded hemmed bottom
- Built-in thumbholes
- Raglan sleeves
- Contrasting grey stitch
- Base layer/active wear/casual wear

PANT

- Yoga style leggings
- Athletic rise designed for exceptional comfort
- Base layer/active wear/casual wear

#	STYLE	COLORS	S	M	L	XL	2X
45A	Crew	White/Silver Stitch	•	•	•	•	•
45B	Pant	White/Silver Stitch	•	•	•	•	•
45Z	Mock Zip	White/Silver Stitch w/Grey Zipper	•	•	•	•	•
45Z	Mock Zip	Melon/Silver Stitch w/Grey Zipper	•	•	•	•	•
45Z	Mock Zip	Teal/Neon Yellow Stitch w/Neon Yellow Zipper	•	•	•	•	•



Packaging: 2/12 per size per color.



THERMACHOICE® SYSTEM



COLD

VERY COLD

EXTREME COLD



LOW ACTIVITY

MEDIUM ACTIVITY

HIGH ACTIVITY



60S

youth

BASIC



- ▶ Two-layer engineering
- ▶ Traps air between layers
- ▶ Provides an additional layer of warmth
- ▶ Inside and outside: 60% combed ringspun cotton, 40% polyester
- ▶ 5.25 oz

SET

- Rib cuffs for comfort and extra protection against cold
- Cotton rich blend for ultimate comfort
- Sold as set





- Aqua
- Vintage Navy

#	STYLE	COLORS	XS (4/5)	S (6/8)	M (10/12)	L (14/16)	XL (18/20)
60S	Unisex Crew/Pant	Vintage Navy	•	•	•	•	•
60S	Unisex Crew/Pant	Aqua	•	•	•	•	•

Packaging: 2/12 per size per color.
Style is also available in a Men's style 90 found on page 6 and a Women's style 50 found on page 20.

THERMACHOICE® SYSTEM

 COLD

 LOW ACTIVITY

VERY COLD

MEDIUM ACTIVITY

EXTREME COLD

HIGH ACTIVITY

youth ENTHUSIAST



- ▶ Single-layer engineering
- ▶ Lightweight, comfortable fit
- ▶ Drop-needle fabric design
- ▶ 100% Polypropylene with an exceptionally soft feel
- ▶ Moisture management wicks and aids in moisture evaporation
- ▶ 5.5 oz



CREW

- Self fabric cuffs
- Tagless
- Seamless sides for additional comfort

PANT

- Self fabric cuffs
- Tagless
- Comfort waistband

#	STYLE	COLORS	XS (4/5)	S (6/8)	M (10/12)	L (14/16)	XL (18/20)
67A	Unisex Crew	Black	•	•	•	•	•
67B	Unisex Pant	Black	•	•	•	•	•



Black

THERMACHOICE® SYSTEM



COLD

VERY COLD

EXTREME COLD



LOW ACTIVITY

MEDIUM ACTIVITY

HIGH ACTIVITY

Packaging: 2/12 per size per color.

Style is also available in a Men's companion style 97 found on page 12 and a Women's style 57 found on page 24.

youth QUEST PERFORMANCE



- ▶ Single layer, brushed inside
- ▶ Moisture management wicks and evaporates moisture
- ▶ 85% ColdPruf Technical Fiber with Silvadur™ Intelligent Freshness, 15% spandex
- ▶ 6.5 oz

CREW

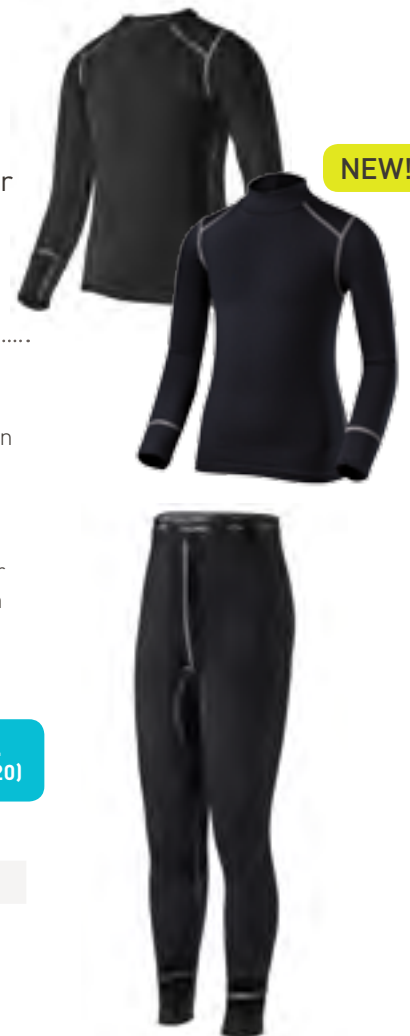
- Drop shoulder design
- Contrast grey stitch
- Self fabric cuffs
- Athletic fit

PANT

- Self fabric cuffs
- Contrast grey stitch
- Comfort waistband
- Athletic fit

MOCK TURTLE NECK

- Drop shoulder design
- Contrast grey stitch
- Self fabric cuffs
- Mock-Turtle neck for additional protection from cold



#	STYLE	COLORS	XS (4/5)	S (6/8)	M (10/12)	L (14/16)	XL (18/20)
62A	Unisex Crew	Black	•	•	•	•	•
62B	Unisex Pant	Black	•	•	•	•	•
62M	Mock Turtle Neck	Black	•	•	•	•	•



Black



Packaging: 2/12 per size per color.

Style is also available in a Men's style 82 found on page 16 and a Women's style 52 found on page 28.

THERMACHOICE® SYSTEM



COLD

VERY COLD

EXTREME COLD



LOW ACTIVITY

MEDIUM ACTIVITY

HIGH ACTIVITY



Coldpruf® Base Layer Product Display & Merchandising

- ▶ Includes a dual-sided graphic header
- ▶ Total size of unit with a 2-sided die cut mountain header graphic is 77" h x 42" w x 18" d
- ▶ 2 sided unit construction of 4 rows across and 4 rows down on each side
- ▶ 3/4" knotty pine melamine construction for sides
- ▶ 1/4 grey MDF center core slotted for hooks
- ▶ Base and header is 3/4" white melamine
- ▶ 32-10" slat wall hooks
- ▶ Casters
- ▶ Holds approximately 16 dozen or 192 pieces

PRICE: \$450

ColdPruf will provide the following progressive co-op program for our retailers:

\$2,000 - \$4,999 purchase = **\$150**

\$5,000 + purchase = **NO CHARGE FOR DISPLAY**

2016 Winter Tradeshow Schedule

DATES	TRADESHOW	LOCATION
JAN. 7 - 10	Outdoor Retailer Winter Market	Salt Lake City, UT
JAN. 19 - 22	NBS Winter Specialty Market	Ft. Worth, TX
JAN. 29 - 31	Mid-States - The Rendezvous	Minneapolis, MN
FEB. 1 - 3	Wheatbelt	Kansas City, MO
FEB. 2 - 4	Worldwide Winter Market	Reno, NV
FEB. 17 - 20	Sports, Inc. - Outdoor Sporting Goods Show	Phoenix, AZ
FEB. 18 - 22	NBS Spring Semi-Annual Market	Ft. Worth, TX

Terms & Conditions

ORDER ACCEPTANCE

All orders are subject to acceptance by Indera Mills Company.

CREDIT

All new customers must complete and sign our ColdPruf Base Layer Credit Application along with a current financial statement if available. Information must include the Primary Store Contact and the application must be submitted to Indera Mills Company via Email, Fax, or Mail. All orders are subject to Indera Mills credit approval.

TERMS

Standard Terms are Net 60 days from date of shipment on approved credit or COD. All invoices must be paid in accordance with the standard terms or any special discount terms, or those discounts will not be allowed.

LATE PAYMENTS

Late payment charges are computed at 1.5% per month on all past due invoices per account.

DELIVERY

All shipments are FOB Yadkinville, NC. If special shipping is required it must be noted and approved on all applicable POs under shipping instructions. Refusal of orders sent out within the correct shipping window will be subject to a 15% restocking fee.

SHORTAGES

All claims for shortages, shipping errors or damages must be reported within seven (7) days of receipt of the merchandise to the Indera Mills Customer Service Department. Any claims after this period will be subject to approval by Indera Mills Company.

RETURN POLICY

Any and all returns must be approved by an Authorized Representative of Indera Mills Company - the parent company of ColdPruf Base Layer. A Return Authorization Number (RA#) must be obtained from our Customer Service Manager. Return Request must include the reason for the return and list specifics regarding Style, Size, Color, and Quantity. The outside of each return carton must be clearly marked with the RA#. Any product returned without previous and proper return authorization will be refused. Irregular or second products ordered and discontinued products are not returnable.

COLDPRUF PARTNER INCENTIVE OFFERS

Partner Incentive Orders can be placed by visiting: ColdPruf.com/PartnerIncentives. All orders must be prepaid by credit card. Partner Incentive orders will be shipped from available inventory only—no back orders. For more information, contact your sales representative or our ColdPruf Customer Service Manager.

HOW TO PLACE YOUR ORDER OPTIONS:

- Electronic Order Form: Log onto www.ColdPruf.com and register in the Vendor Support Section.
- Email your ColdPruf Representative directly.
- Email Sales@ColdPruf.com.
- Fax 336-679-4475.

COLDPRUF CUSTOMER SERVICE DEPARTMENT

7:30am - 4:30pm Monday - Friday

Toll Free: 800.334.8605 | 336.679.4440 | Fax: 336.679.4475

Email: Sales@ColdPruf.com




WALL SIGNAGE | 20" x 7"



WALL SIGNAGE | 32.75" x 10"



VINYL SIGNS
36" x 24"



THERMOMETER
8.5" x 27.5"



The ColdPruf® Base Layer product line has been developed for comfort and warmth in all cold weather environments, whether at home, on the job or enjoying the outdoors.

THERMACHOICE® SYSTEM



This easy-to-use system helps you choose the right base layer product for you and your particular need. When it comes to staying warm, there are two factors to consider: what the weather is doing and what the body is doing. Strike a balance between the two and you're in for a comfortable day in the outdoors. Thermachoice is about finding that balance.



ColdPruf Technical Fiber is formulated with SILVADUR technology providing intelligent freshness protection to minimize odor and odor causing bacteria on fabric.



1% For The Planet was formed to build, support and activate an alliance of businesses financially committed to creating a healthy planet. With every ColdPruf item bought, 1% of the purchase helps fund a select group of non-profits from a network of more than 3,000 approved environmental organizations worldwide.

Member Group Icons



men's sizes

Regular inseam fits: 5'8" to 6' / Tall inseam fits: 6'1" to 6'3"

Size	S	M	L	XL	2XL	3XL
Tops/Chest	34-36"	38-40"	42-44"	46-48"	50-52"	54-56"
Pants/Waist	28-30"	32-34"	36-38"	40-42"	44-46"	48-50"

- Tall shirts measure 2" longer than regular sizes ranging from M through 3XL
- Tall pants measure 3" longer from top of the waistband than regular sizes ranging from M through 3XL
- Tall sleeves measure 1 1/2" longer than regular sizes ranging from M through 3XL
- Union Suit garment length from nape of neck to bottom edge of leg cuff measures approximately 2" longer for each size ranging from S through 2XL

women's sizes

Inseam fits 5'3" to 5'6"

Size	S	M	L	XL	2XL
	(4/6)	(8/10)	(12/14)	(16/18)	(20)
Tops/Bust	32-34"	35-37"	38-40"	41-43"	44-46"
Pants/Hips	34-36"	37-39"	40-42"	43-45"	46-48"
Waist	25-27"	27-29"	29-32"	32-35"	36-37"

women's plus sizes

Inseam fits 5'3" to 5'6"

Size	1X	2X	3X
	(16W/18W)	(20W/22W)	(24W/26W)
Tops/Bust	42-45"	46-49"	50-53"
Pants/Hips	44-47"	48-51"	52-55"
Waist	35-38"	39-42"	43-46"

youth sizes

Size	XS	S	M	L	XL
	(4/5)	(6/8)	(10/12)	(14/16)	(18/20)
Tops/Chest	23-24"	25-27"	28-30"	31-33"	34-36"
Pants/Waist	21-22"	22-24"	24-26"	26-28"	28-30"
Height	38-44"	45-52"	53-58"	59-63"	64"

COLDPRUF BASE LAYER

A Division of Indera Mills Company

PO Box 309 ■ Yadkinville, NC 27055 ■ 1.800.334.8605 ■ Fax: 336.679.4475

ColdPruf®, ColdPruf Eco logos®, ColdPruf Technical Fiber logo®, ThermaChoice®, For My Size Only®, Eco-Terra™, Pro-Tek™, FigurFit®, Designed and Knit in the USA™ and We Own Cold® are trademarks of Indera Mills Company.

COLDPRUF “NO QUESTIONS ASKED GUARANTEE”

At ColdPruf we design and manufacture our products to the highest standards, in order to give our customers the confidence that their ColdPruf garment will perform no matter what they throw at it. We GUARANTEE to consistently maintain the standards of quality and comfort that have been our tradition for over 100 years.

If at any time and for any reason YOU feel that your ColdPruf garment has not lived up to your expectations send it back to us and we'll replace it free of charge, no questions asked.



Proud to be an American Company ■ Established 1914

COLDPRUF.COM