



Farm Rated® Motors
1401D



A Regal Brand

REGAL

Table of Contents

Aeration Fan Motors

Single Phase – Capacitor Start – TEAO – Rigid Base	
Three Phase – TEAO – Rigid Base.....	1

Air Compressor Motors

Single Phase – ODP – Rigid Base	
Three Phase – ODP – Rigid Base	
Single Phase – OEM Replacement – Capacitor Start – ODP – Rigid Base	2

Auger Drive Feed Line Motors

Single Phase – Capacitor Start – Three Phase – TEFC/TENV – No Base	3
--	---

Centrifugal Fan Motors

Single Phase – Three Phase – ODP – Rigid Base.....	3
--	---

Cow Cooler Motors

Single Phase – Capacitor Start – Single Speed – TEAO – Rigid Base	
Single Phase – Capacitor Start – Two Speed – TEAO – Rigid Base	4

Crop Dryer Motors

Single Phase – Permanent Split Capacitor – OAO – Rigid Base	
Single Phase – Permanent Split Capacitor – TEAO – Rigid Base	
Three Phase – TEAO – Rigid Base	4

Farm Building Belted Ventilation Motors

Single Phase – Split Phase – TEAO – Resilient Base	
Single Phase – Capacitor Start – TEAO – Resilient and Rigid Base	5

Farm Building Direct Drive Ventilation Fan Motors

Single Phase – Permanent Split Capacitor – TEAO – Resilient Base	
Single Phase – Permanent Split Capacitor – OAO/TEAO – Resilient and Rigid Base	
Single Phase – Split Phase – OAO – No Base	
Single Phase – Permanent Split Capacitor – TEAO – Rigid Base	6

Farm Rated Motors

Single Phase – Capacitor Start – TEFC – Rigid Base	
Single Phase – Capacitor Start – TEFC – Rigid Base – C-Face	
Single Phase – High Torque – TEFC – Rigid Base	7
Single Phase – Extra High Torque – TEFC – Rigid Base	
Single & Three Phase – Extra High Torque – TEFC – Rigid Base – C-Face.....	8

Grain Stirring Motors

Single Phase – Capacitor Start – TEFC – Rigid Base.....	9
---	---

Instant Reverse & Grain Stirring Motors

Single Phase – Capacitor Start – Solid State Switch – TEFC – Rigid Base	9
---	---

Milk Pump Motors

Single Phase – Permanent Split Capacitor – Three Phase – TENV – Rigid Base	
PMDC – 95-Volt – Zero Tank Replacement – TENV – No Base	10

Pedestal Fan Motors

Single Phase – Permanent Split Capacitor/Split Phase – TE/ODP – Yoke Mount.....	11
---	----

Poultry Duty Motors

Single Phase – TEAO – Rigid/Resilient Base	12
--	----

Pressure Washer Motors

Single Phase – ODP – Rigid Base	
Single Phase – ODP – C-Face End Bracket	
Single Phase – TEFC – C-Face End Bracket	13

Three Phase Motors

Three Phase – TEFC – Rigid Base	14
---------------------------------------	----

General Purpose IHP Motor Dimensions

Single and Three Phase 143T-449T	15
--	----

NEMA Frame Assignments

Pulley Speed Chart

Cross Reference

Catalog Number Index.....

Fraction/Decimal/Millimeter Conversions.....

Statement of Warranty Policy.....

Inside Back Cover

Aeration Fan Motors by Century®

Fan Duty Only – Single & Three Phase – Totally-Enclosed Air-Over Rigid Base – 3600 RPM – 1/2 thru 3-4 HP

Features: • Ball Bearings • Class B Insulation • 60 Hz • Service Factor 1.0 • 40°C Ambient • Reversible

Applications: Direct replacement for many OEM models.

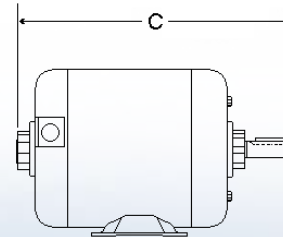


B221

HP	RPM	Volts	Full Load Amps	Frame	Stock Number	Wt.	Shaft Diameter and Length	Overload Protector	"C" Dim.	Notes
Single Phase										
1/2	3600	115/230	6.4/3.2	48Z	B666	20	1/2" X 2"	Auto	10.4	14,45
1/2	3600	115/230	5.8/2.9	56	B220	22	5/8" X 1-7/8"	Auto	11.1	70
3/4	3600	115/230	8.0/4.0	56	B221	28	5/8" X 1-7/8"	Auto	11.4	70
1	3600	115/230	9.2/4.6	56	B222	31	5/8" X 1-7/8"	Auto	12.2	70
1-1/2	3600	230	6.5	143T	K117	34	7/8" X 2-1/4"	Auto	12.6	70,182
2	3600	230	8.4	145T	K118	36	7/8" X 2-1/4"	Auto	13.1	70,182
3-4	3600	230	12.4-17.0	145T	K112	39	7/8" X 2-1/4"	Thermostat	13.8	5,116,182,\$
3	3600	230	15.4	145T	K116	44	7/8" X 2-1/4"	Thermostat	13.8	70,116,182
Three Phase										
3/4	3600	208-230/460	2.6-2.4/1.2	56	H041	24	5/8" X 1-7/8"	None	11.1	
1	3600	208-230/460	2.8-2.7/1.35	56	H042	28	5/8" X 1-7/8"	None	11.1	
1-1/2	3600	208-230/460	4.4-4.2/2.1	143T	R180	31	7/8" X 2-1/4"	Thermostat	12.1	116,182
2	3600	208-230/460	7.1-6.8/3.4	145T	R181	35	7/8" X 2-1/4"	Thermostat	12.1	116,182
3-4	3600	230/460	8.4/4.2	145T	R155	34	7/8" X 2-1/4"	Thermostat	12.1	116,177,182

Notes:

- 5. \$ Energy efficient two value capacitor start capacitor run motor
- 14. Totally enclosed, non-ventilated
- 45. Capacitor start
- 70. Permanent split capacitor
- 116. Temperature sensitive thermostat with two leads for connection to external control
- 177. Meets the requirements of the Energy Policy Act of 1992
- 182. Locked bearing on drive end



Aeration Fan Motors by Century®

Air Compressor Motors by Century®

OEM Special Replacements – Dripproof – Rigid Base – Single Phase Capacitor Start/Capacitor Run



B385

Features:

Non-Reversible—Connected for CW Facing End Opposite Shaft • Energy Efficient \$ • 60 HZ • 40°C Ambient • Class B Insulation • Manual Protector

HP	RPM	Volts	Full Load Amps	Service Factor	Frame	Stock Number	Wt.	“C” Dim.	Notes
2SPL	3600	115/230	15.0/7.5	1.0	56	B381	27	11.3	\$
2SPL	3600	115/230	15.0/7.5	1.0	56	B383	30	11.6	\$
2SPL	3600	208-230	15.0	1.0	56	B385	37	12.6	\$


Rigid Base – 3600 & 1800 RPM – 1/2 thru 6 HP Single Phase

Features:

- Ball Bearings
- 60 Hz
- Class B or F Insulation
- 40°C Ambient
- Continuous Duty
- Rigid Base
- Open Construction



CP1152L



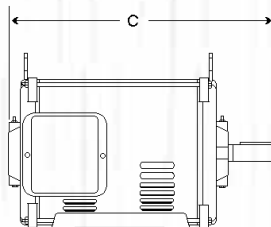
B813

Applications: Designed for air compressor loads. May be suitable for other applications having similar loads.

HP	RPM	Volts	Full Load Amps	Service Factor	Frame	Stock Number	Overload Protector	Rotation	Wt.	“C” Dim.	Efficiency	Notes
1/2	3600	115/230	9.6/4.8	1.00	56	B685	Manual	CWLE	18	11.0		233
3/4	3600	115/230	12.5/6.75	1.00	56	CP1072L	Manual	REV	24	10.6		233
1	3600	115/230	12.0/6.0	1.00	56	CP1102L	Manual	REV	26	11.4		233
1/2	3600	115/230	12.5/6.3	1.00	56	CP1152L	Manual	REV	32	11.9		85,\$,233
2	3600	115/230	22.2/11.1	1.00	56	CP1202L	Manual	REV	32	12.7		233
3	3600	208/230	13.1/12.3	1.00	56	CP1302L	Manual	REV	33	12.7		85,\$,233
3	1800	115/230	34.0/17.0	1.15	184T	V201M2	None	REV	78	14.2	77.0	233
5	3600	230	19.7	1.00	56HZ	CP1502L	Manual	REV	44	14.1		15,85,\$,233
5	3600	230	22.0	1.00	56HZ	B813	Manual	CWLE	45	14.1		85,\$,233
5	3600	208-230	22.0	1.15	56HZ	B386	Manual	CWLE	37	14.6		85,\$,233
5	3600	208-230	22.0	1.15	56Y	B384	Manual	CWLE	50	14.6		85,97,320,\$,233
5	3600	230	25.6	1.15	184T	V211M2	None	REV	82	16.2	77.0	233
5	1800	230	22.0	1.15	184T	V208M2	None	REV	84	16.2	82.0	85,\$,87
6	3600	230	24.0	1.00	56Y	B387	Manual	CWLE	53	14.6		85,97,298,\$,233
SPL	3450	230	15.0	1.00	56H	CP1502LV1	Manual	REV	37	12.8		85,180,\$,233

Notes:

- 15. 56HZ = 7/8" x 2-1/4" Shaft
- 85. Energy efficient \$ - capacitor start/run
- 87. Class F insulation
- 97. 182T and 184T mounting holes, 4.5" shaft height
- 180. Low AMP replacement for a variety of O.E.M. "Special" and "SPL 5" horsepower requirements
- 233. Class B insulation
- 298. 2-1/4" x 7/8" keyed shaft
- 320. 56Y = 7/8" diameter keyed shaft, 2.25" long



Auger Drive Feed Line Motors by Century®

**Direct Drive – Capacitor Start – Totally Enclosed Fan Cooled
No Base – 1800 RPM – 1/3 thru 1-1/2 HP**



C332

Features:

- Single & Three Phase
- New “N” Flange Bracket
- Torque Switch and Governor
- Double Sealed Ball Bearing
- 60 Hz
- High Starting Torque
- Service Factor 1.0
- Reversible
- Manual Reset
- Class B Insulation
- 40°C Ambient

Applications: Designed for direct drive poultry and swine auger feeding systems.

HP	RPM	Volts	Full Load Amps	Frame	Stock Number	Base/ Mounting	Enclosure	Shaft Dia. & Length	Insulation Class	Overload Protector	Rotation	“C” Dim	Notes
Single Phase													
1/3	1725	115/230	5.5/2.8	56N	C330	Round Frame	TENV	1/2" x 1-3/4"	B	Manual	RCC	9.6	
1/2	1725	115/230	7.2/3.6	56N	C331	Round Frame	TEFC	1/2" x 1-3/4"	B	Manual	RCC	12.4	
3/4	1725	230/115	5.2/10.4	56N	C332	Round Frame	TEFC	1/2" x 1-3/4"	B	Manual	RCC	12.4	
1	1725	230/115	6.0/12.0	56N	C333	Round Frame	TEFC	5/8" x 2.10"	B	Manual	RCC	13.3	
1 1/2	1725	230/115	6.6/13.2	56N	C340	Round Frame	TEFC	5/8" x 2.10"	B	Manual	RCW	14.5	
Three Phase													
1/3	1725	208-230/460	1.2-1.2/0.6	56N	C345	Round Frame	TENV	1/2" x 1-3/4"	B	Manual	RCC	8.99	NEW!
1/2	1725	208-230/460	1.7-1.7/0.85	56N	C346	Round Frame	TEFC	1/2" x 1-3/4"	B	Manual	RCC	10.78	NEW!
3/4	1725	208-230/460	2.4-2.4/1.2	56N	C347	Round Frame	TEFC	1/2" x 1-3/4"	B	Manual	RCC	10.78	NEW!
1	1725	208-230/460	3.1-3.0/1.5	56N	C348	Round Frame	TEFC	5/8" x 2.10"	B	Manual	RCC	11.76	NEW!
1 1/2	1725	208-230/460	4.4-4.2/2.1	56N	C349	Round Frame	TEFC	5/8" x 2.10"	B	Manual	RCC	12.01	NEW!

Centrifugal Fan Motors by Century®

Single & Three Phase – Dripproof – Rigid Base – 1800 RPM – 5 thru 30 HP



E219M2

Features:

- Ball Bearings
- Class B or F Insulation
- 40°C Ambient
- 60 Hz
- Reversible
- Service Factor 1.15

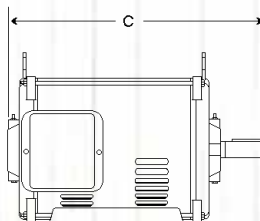
Applications: Centrifugal fans and blowers, barn coolers, poultry house coolers, livestock and poultry house temperature control.

HP	RPM	Volts	Full Load Amps	Frame	Stock Number	Type	Shaft Dia. & Length	Insulation Class	Rotation	“C” Dim.	Efficiency	Notes
Single Phase Capacitor Start Capacitor Run												
5	1745	230	22.0	184T	V209M2		1-1/8" x 2-7/8"	F	REV	16.2	82.0	5,\$
7 1/2	1750	230/460	32.0/16.0	215T	V305M2		1-3/8" x 3-1/2"	B	REV	18.1	86.0	5,80,\$
10	1750	230/460	38.0/19.0	215T	V303M2		1-3/8" x 3-1/2"	F	REV	19.6	86.5	5,80,\$
Three Phase												
5	1760	230/460	13.6/6.8	184T	E219M2	E+3	1-1/8" x 2-3/4"	F	CCW	14.2	89.5	
7 1/2	1760	230/460	19.4/9.7	213T	E317M2	E+3	1-3/8" x 3-3/8"	F	CCW	17.5	91.7	8
10	1755	230/460	25.2/12.6	215T	E397M2	E+3	1-3/8" x 3-3/8"	F	CCW	17.5	91.7	8
15	1770	230/460	37.8/18.9	254T	E451M2	E+3	1-5/8" x 4"	F	CCW	22.1	93.0	
20	1765	230/460	49.0/24.5	256T	E407M2	E+3	1-5/8" x 3-3/4"	F	CCW	22.1	93.6	23
25	1765	230/460	61.0/30.5	284T	E514M2	E+3	1-7/8" x 4-3/8"	F	CCW	24.3	93.6	23
30	1765	230/460	73.2/36.6	286T	E516M2	E+3	1-7/8" x 4-3/8"	F	CCW	25.8	94.1	

Notes:

- \$ Energy Efficient
- 5. \$ Energy efficient two value capacitor start, capacitor run motor
- 8. NEMA design A
- 23. Suitable for 200/400 volt and 50 HZ
- 80. Large capacitor/terminal box construction

Published efficiency on tri-voltage rated motors applies at 230/460 volts.
Performance at 200 or 208 volts may not be in accordance with NEMA standards.



Motors specially designed, tested and warranted to be **Corona-Free** for compatible inverter duty are marked on this page with a ⚡.



Cow Cooler Motors by Century®

Features:

- Ball Bearings
- Capacitor Start Capacitor Run
- Class B Insulation
- Low Starting Torque
- Reversible
- Rigid Base
- Service Factor 1.0
- Single Phase
- Totally Enclosed, Air Over
- 1 thru 1.5 / .44 HP
- 40°C Ambient
- 60 Hz
- 1800 & 1800/1200 RPM
- Energy Efficient \$



C594

Applications: Environments requiring air movement.

HP	RPM	Volts	Full Load Amps	Frame	Stock Number	Wt.	Overload Protector	"C" Dim.	Notes
Single Speed									
1	1800	115/230	9.6/4.8	56H	C593	38	Manual	12.69	\$
1-1/2	1800	115/230	17.0/8.5	56H	C594	38	Manual	12.69	\$
Two Speed									
1.0~.29	1800/1200	115	11.4/6.4	56H	C596	35	Manual	12.69	181,\$
1.0~.29	1800/1200	230	5.3/3.0	56H	C597	35	Manual	12.19	181,\$
1.5~.44	1800/1200	115	15.6/9.1	56H	C595	43	Manual	13.94	181,\$
1.5~.44	1800/1200	230	7.4/4.4	56H	C598	45	Manual	13.19	181,\$

Notes:

- 31. 40 degree C ambient
- 181. Loose lead construction

Crop Dryer Motors by Century®



R243M2

Direct Drive Only – Single & Three Phase – Dripproof Air-Over & Totally Enclosed Air-Over – Rigid Base – 3600 & 1800 RPM 5-7 thru 10-14 HP

Features:

- Ball Bearings
- 60 Hz
- 50°C Ambient
- Class F Insulation
- Service Factor 1.0
- Reversible
- Winding Thermostats
- Moisture Resistant
- Rust-Resistant Rotor
- Switchless Design
- Copper Wire Wound
- Shaft Drilled & Tapped in End
- Long Leads

Applications: For tubeaxial and vaneaxial direct drive dryers.

HP	RPM	Volts	Full Load Amps	Frame	Stock Number	Wt.	Shaft Diameter and Length	"C" Dim.	Efficiency	Notes
Single Phase • Permanent Split Capacitor • Open Dripproof Air-Over										
5-7	3600	200-230	32.0-28.0	184TZ	K220M2	84	1-1/8" x 4-1/2"	17.9	81.0	
7-10.5	3600	200-230	48.0-41.0	184TZ	K221M2	91	1-1/8" x 4-1/2"	16.9	82.0	
7.5-10.5	3600	200-230	43.0-38.0	215TZ	K320M2	125	1-1/8" x 4-1/2"	19.1	84.4	
10-12	1800	230	40.0-48.0	215TZ	K327M2	146	1-3/8" x 5-1/2"	21.3	83.0	31
10-14	3600	200-230	57.0-52.0	215TZ	K321M2	138	1-1/8" x 4-1/2"	20.4	86.5	
Single Phase • Permanent Split Capacitor • Totally Enclosed Air-Over										
7-10.5	3600	200-230	45.0-40.0	184TZ	K236M2	118	1-1/8" x 4-1/2"	17.4	83.5	
Three Phase • Totally Enclosed Air-Over										
5-7	3600	208-230/460	19.0-17.0/8.5	184TZ	R244M2	75	1-1/8" x 4-1/2"	15.4	84.0	
7-10.5	3600	208-230/460	27.0-25.0/12.5	184TZ	R243M2	70	1-1/8" x 4-1/2"	17.4	84.0	
10-14	3600	230/460	36.0/18.0	215TZ	R327M2	109	1-1/8" x 4-1/2"	20.0	88.0	

Notes:

- 31. 40 degree C ambient

Farm Building Belted Ventilation Motors by Century®

Features:

- Automatic Reset Overload Protector
- Class B Insulation
- Resilient & Rigid Base
- Double Sealed Ball Bearings
- Extended Thru-Bolts 3/4" Past Nut
- Reversible
- Single Phase
- Split Phase & Capacitor Start Capacitor Run
- Totally Enclosed Air Over
- 1/3 thru 1 HP
- Service Factor 1.0
- 1800 RPM
- Energy Efficient \$
- 40°C Ambient
- 60 Hz



C580

Applications: Designed for dirty environments such as poultry houses, barns, etc. fan & belted fan only.

HP	RPM	Volts	Full Load Amps	Frame	Stock Number	Wt.	Base	"C" Dim.	Notes
SPLIT PHASE									
1/3	1800	230/115	2.2/4.4	48Z	F500L	13	Cushion	11.21	141
1/2	1800	230/115	3.5/7.0	56Z	F501	24	Cushion	11.07	141
1/2	1800	230/115	3.5/7.0	56	F502	25	Cushion	11.07	
CAPACITOR START CAPACITOR RUN									
1/2	1800	115/230	6.4/3.2	56	C588	33	Cushion	11.44	\$
1/2	1800	230/115	3.2/6.4	56	C580	30	Rigid	11.44	\$
3/4	1800	230/115	3.6/7.2	56	C581	35	Rigid	11.94	\$
1	1800	230/115	4.8/9.6	56	C582	39	Rigid	12.44	\$
1	1725/1425	230/115	4.3/8.6/5.2/10.4	56	C782RB	41	Removable	12.20	6,\$ New!

Notes:

- 6. 60/50 HZ
- 141. Shaft diameter is 1/2", N=1.94" with .04" deep flat 1.88" long
- 312. 1.40 Service Factor



Farm Building Belted Ventilation Motors by Century®

Farm Building Direct Drive Ventilation Fan Motors by Century®

Features:

- Auto Protector
- Class B Insulation
- Direct Drive
- Double Sealed Ball Bearings
- Extended 10-32 Thru-bolts 3/4" Past Nut
- Fully Gasketed
- Reversible
- Service Factor 1.0
- Single Phase
- 60 Hz
- 40°C Ambient
- Totally Enclosed, Air Over

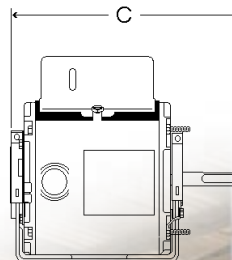


Applications: Designed for farm air movement applications.

HP	RPM	Speeds	Volts	Full Load Amps	Frame	Stock Number	Wt.	Shaft	"C" Dim.	Notes
RESILIENT BASE										
1/4	1700	1	115/230	3.4/1.7	48Z	C042A	19	1/2 x 3-1/8	10.1	70,132,133
1/4	1100	1	115/230	4.0/2.0	48Z	C045A	16	1/2 x 3-1/4	9.3	70,132,133
1/4	1100	2	115	3.4	48Z	C059A	17	1/2 x 3	10.1	70
1/3	1725	1	115/230	3.6/1.8	48Z	C043A	20	1/2 x 3-1/8	10.1	70,132,133
1/3	1100	1	115/230	4.2/2.3	48Z	C046A	18	1/2 x 3-1/4	10.0	70,132,133
1/2	1700	1	115/230	5.5/2.8	48Z	C044A	24	1/2 x 3	11.0	70,132,133
1/2	1100	1	115/230	6.5/3.25	48Z	C047A	23	1/2 x 3-1/8	11.1	70,132,133
1/2	900	1	115/230	7.1/3.6	48Z	C039A	21	1/2 x 2-1/2	11.0	70,132,133
1/2	900	1	115/230	6.6/3.3	56Z	C048	33	5/8 x 2-1/2	12.1	70,134
THRU BOLT MOUNT (10-32 UNF-2A)										
1/3	1800	1	115	4.8	56Z	F683	25	1/2 x 2	11.12	62
1/3	1800/900	2	115	5.5/3.1	56Y	F684	27	1/2 x 2	11.12	62
RIGID BASE										
1	900	1	230	5.1	56CZ	C783	44	5/8 x 3-1/4	14.22	6,44,70

Notes:

- 6. 60/50 Hertz
- 44. CCWLE rotation only
- 62. Split Phase
- 70. Permanent Split Capacitor
- 132. Shaft sleeve and key supplied for 5/8" diameter
- 133. Shaft N-W = 2.50" with two flats .04 deep, 2.16" long, 90° apart
- 134. Shaft N-W = 2.50" with 5/8" diameter and keyway



Farm Rated Motors by Century®

Single Phase – Capacitor Start – Totally-Enclosed Fan-Cooled Rigid Base and Rigid Base with C-Face – 1800 RPM – 1/3 thru 2 HP

Features:

- High Starting Torque
- 60 Hz
- Ball Bearings
- Reversible
- Class B Insulation
- Bearings Lubricated with Low Temperature Grease
- 40°C Ambient



C312

Applications: Fans and blowers, feed lot conveyors, liquid manure spreaders, unloaders, compressors, storage bin conveyors.

HP	RPM	Volts	Full Load Amps	Service Factor	Frame	Stock Number	Wt.	Overload Protector	"C" Dim.	Notes
1/3	1800	115/230	5.2/2.6	1.25	56	C310	27	Manual	11.1	14
1/3	1800	115/230	5.2/2.6	1.25	56C	C310C	29	Manual	11.1	14
1/2	1800	115/230	7.2/3.6	1.25	56	C311	28	Manual	12.2	
1/2	1800	115/230	7.2/3.6	1.25	56C	C311C	30	Manual	12.2	
3/4	1800	230/115	5.2/10.4	1.15	56	C312	32	Manual	12.6	
3/4	1800	115/230	10.4/5.2	1.15	56C	C312C	34	Manual	12.6	
1	1800	230/115	6.0/12.0	1.15	56	C313	36	Manual	13.4	
1	1800	115/230	12.0/6.0	1.15	56C	C313C	38	Manual	13.4	
1-1/2	1800	230/115	7.5/15.0	1.15	56	C314	38	Manual	13.9	5,\$
1-1/2	1800	115/230	15.0/7.5	1.15	56C	C314C	42	Manual	13.9	5,\$
2	1800	230	9.0	1.15	56HZ	C319	48	Manual	15.0	5,\$

Capacitor Start Enclosed Rigid Base Motors Industrial and Farm Duty Applications

Features:

- Ball Bearing
- Continuous Duty
- Reversible
- 60 HZ
- Capacitor Start
- Energy Efficient \$
- 40°C Ambient
- 3450, 1725 & 1140 RPM



K100

Applications:

Compressors, conveyors, machine tools, pumps, air conditioning. Special service motors: air circulating fans, evaporative coolers, home workshops.

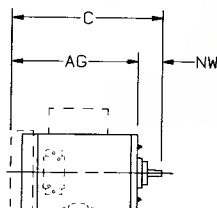
HP	RPM	Volts	Full Load Amps	Service Factor	Frame	Stock Number	Wt.	Overload Protector	Approx. "C"	Dim "AG"	Enclosure	Notes
1/2	3450	115/208-230	7.4/3.7-3.7	1.15	56	B621	25	None	11.2	9.3	TEFC	233
1/2	1725	115/208-230	7.2/3.5-3.6	1.15	56	C612	28	None	12.2	10.3	TEFC	233
1/2	1725	115/208-230	7.2/3.5-3.6	1.15	56	C613	28	Auto	12.2	10.3	TEFC	43
3/4	3450	208-230/115	5.0-4.6/9.2	1.15	56	B664	30	None	12.2	10.3	TEFC	233
3/4	1725	208-230/115	5.4-5.2/10.4	1.15	56	C669	33	None	12.6	10.7	TEFC	233
3/4	1725	208-230/115	5.4-5.2/10.4	1.15	56	C671	33	Auto	12.6	10.7	TEFC	233
1	3450	208-230/115	6.1-6.0/12.0	1.15	56	B674	33	None	12.2	10.3	TEFC	233
1	3450	208-230/115	6.1-6.0/12.0	1.15	56	B695	32	Manual	12.2	10.3	TEFC	233
1	1725	208-230/115	7.2-7.5/15.0	1.15	56	C683	34	None	13.4	11.4	TEFC	233
1	1725	208-230/115	6.2-6.0/12.0	1.15	56	C685	37	Auto	13.4	11.4	TEFC	233
1	1725	115/208-230	15.0/7.7-7.5	1.15	143T	K100	37	None	13.7	11.4	TEFC	233
1-1/2	3450	208-230/115	8.3-8.0/16.0	1.15	56	B762	35	None	12.7	10.7	TEFC	233
1-1/2	1725	208-230/115	7.7-7.5/15.0	1.15	56H	C693	44	None	13.9	11.9	TEFC	85,\$,233
1-1/2	1725	208-230/115	7.8-7.5/15.0	1.15	56H	C686	45	Auto	13.9	11.9	TEFC	85,\$,233
2	3450	208-230/115	9.1-8.4/16.6	1.15	56H	B697	40	Manual	14.4	12.4	TEFC	85,\$,233

Notes:

- 5. \$ Energy Efficient two value capacitor start capacitor run motor
- 14. Totally enclosed non-ventilated
- 43. Class A insulation
- 85. Energy efficient \$ - capacitor start/run full load amps listed at 60 Hz
- 233. Class B insulation

Shaft Dimensions

- 56 = 5/8" Keyed x 1-7/8"
- 56H = 5/8" Keyed x 1-7/8"
- 143T/145T = 7/8" Keyed x 2-1/4"
- 182T/184T = 1-1/8" Keyed x 2-7/8"
- 213T/215T = 1-3/8" Keyed x 3-1/2"



Farm Rated Motors by Century®

Moderate Torque Single Phase – Capacitor Start & Two Value Capacitor Designs Rigid Base – 1800 RPM – 1 1/2 thru 10 HP

- Features:**
- Ball Bearings
 - Energy Efficient \$
 - 60 Hz
 - Service Factor 1.0
 - Class B or F Insulation
 - 40°C Ambient
 - Reversible



K213M2

Applications: Vacuum pumps, compressors and other moderate starting applications.

HP	RPM	Volts	Full Load Amps	Frame	Stock Number	Wt.	Overload Protector	Insulation Class	"C" Dim.	Efficiency	Notes
Totally-Enclosed Fan-Cooled											
1-1/2	1800	230/115	7.5/15.0	145T	K104	43	Manual	B	15.0		5,102,\$
2	1800	115/230	24.0/12.0	182T	K213M2	72	Manual	F	14.5	72.5	
2	1800	230/115	8.7/17.4	182TZ	K119	50	Manual	B	15.5	80.7	5,\$
3	1800	230	16.0	184T	K214M2	84	Manual	F	16.5	78.5	
5	1800	230	20.0	184T	K215M2	102	Manual	F	17.5	84.0	5,\$
5	1800	230	23.0	213T	K310M2	109	Manual	B	17.6	81.0	5,\$
7-1/2	1800	230	34.0	215T	K311M2	154	Manual	B	19.1	84.0	5,\$
10	1800	230	38.0	215T	K312M2	163	Manual	F	19.1	87.5	5,\$

Extra High Torque Motors – Single & Three Phase – Totally-Enclosed Fan-Cooled – Rigid Base and Rigid Base with C-Face – 1800 RPM – 1 thru 10 HP

- Features:**
- High Starting Torque
 - 60 Hz
 - Removable Condensate Drain Plugs
 - Ball Bearings
 - Reversible
 - Class B or F Insulation
 - Service Factor 1.0
 - 40°C Ambient
 - All Parts Corrosion Resistant



K208M2

Applications: Designed for high starting torque loads (300-400% of full load torque). Barn cleaners, silo unloaders, stock feeding conveyors, other heavy duty farm applications.

HP	RPM	Volts	Full Load Amps	Frame	Stock Number	Wt.	Shaft Dia. & Length	Overload Protector	Insulation Class	"C" Dim.	Efficiency	Notes
Single Phase • Capacitor Start												
1	1800	115/230	14.6/7.3	143T	K102	38	7/8" x 2-1/4"	Manual	B	14.2		
1	1800	115/230	14.6/7.3	143TC	K102C	40	7/8" x 2"	Manual	B	14.4		
1-1/2	1800	115/230	16.2/8.1	145T	K103	42	7/8" x 2-1/4"	Manual	B	14.2		5,\$
1-1/2	1800	115/230	16.2/8.1	145TC	K103C	44	7/8" x 2"	Manual	B	14.4		5,\$
2	1800	115/230	24.0/12.0	182TZ	K204M2	78	7/8" x 2-3/4"	Manual	F	14.5	71.0	183
3	1800	230	13.7	184T	K205M2	93	1-1/8" x 2-3/4"	Manual	F	15.5	83.0	5,183,\$
3	1800	230	13.7	184TC	K205CM2	96	1-1/8" x 2-5/8"	Manual	F	15.5	83.0	5,183,\$
5	1800	230	22.0	184T	K208M2	108	1-1/8" x 2-3/4"	Manual	F	17.5	79.0	5,183,\$
5	1800	230	22.0	184TC	K208CM2	110	1-1/8" x 2-5/8"	Manual	F	17.5	79.0	5,183,\$
5	1800	230	26.0	215TZ	K300M2	132	1-1/8" x 3-1/2"	Manual	B	19.2	78.6	183
7-1/2	1800	230	38.0	215TZ	K301M2	131	1-1/8" x 3-1/2"	Manual	B	19.2	82.0	5,183,\$
7-1/2	1800	230	38.0	215TCZ	K301CM2	133	1-1/8" x 3-1/8"	Manual	B	19.9	82.0	5,183,\$
10	1800	230	39.0	215T	K302M2	146	1-3/8" x 3-1/2"	Manual	F	19.2	86.5	5,183,\$
10	1800	230	39.0	215TC	K302CM2	149	1-3/8" x 3-1/8"	Manual	F	19.9	86.5	5,183,\$
Three Phase												
5	1800	230/460	15.0/7.5	184T	N220	78	1-1/8" x 2-3/4"	Manual	B	16.8	86.0	1,183

Notes:

- 5. \$ Energy Efficient two value capacitor start capacitor run motor
- 102. 1.15 service factor
- 183. Lifting Provisions

Grain Stirring Motors by Century®

Single Phase – Capacitor Start Capacitor Run – Totally-Enclosed Fan Cooled – Rigid Base – 1800 RPM – 1- 1/2 HP

Features:

- Ball Bearings
- Class B Insulation
- Keyed Shaft
- 60 Hz
- Service Factor 1.0
- Moisture Resistant
- 40°C Ambient
- Manual Overload Protector
- 205 Bearing, Shaft End
- Reversible



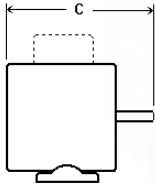
C317V1

Applications: Designed for interior grain bin installations.

HP	RPM	Volts	Full Load Amps	Frame	Stock Number	Wt.	Shaft	"C" Dim.	Notes
1-1/2	1800	230	7.4	56Y	C317V1	32	7/8" x 1.44	13.3	301

Note:

301. 115 volt tap off main winding to power gear drive unit.



Instant Reverse Motors by Century®

Instant Reverse Motors – Single Phase – Capacitor Start Solid State Switching – Totally Enclosed Fan-Cooled – Rigid Base 1800 RPM – 1/2 thru 1 HP

Features:

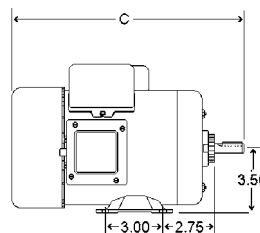
- Ball Bearings
- 60 Hz
- Dual Voltage
- 40°C Ambient
- Class B Insulation
- Service Factor 1.0
- Low Temperature Grease
- Manual Reset Overload Protector



C337

Applications: Reversing feeders, door openers, gates, machine tools.

HP	RPM	Volts	Full Load Amps	Frame	Stock Number	Wt.	Overload Protector	"C" Dim.	Notes
PT Stearns SINPAC® Solid State Instant Reverse Switch									
1/2	1800	115/230	7.2/3.6	56	C337	28	Manual	12.61	
3/4	1800	115/230	10.4/5.2	56	C338	36	Manual	13.36	
1	1800	115/230	13.0/6.5	56	C339	35	Manual	13.36	



Milk Pump Motors by Century®

Single Phase – Permanent Split Capacitor – Totally-Enclosed Non-Ventilated – Rigid Base – 1200 – 3600 RPM – 1/2 thru 5 1/2 HP

Features:

- Ball Bearings
- 40°C Ambient
- Service Factor 1.0
- 60 Hz
- Class B Insulation
- Stainless Steel Shaft
- Non-Reversible CW Rotation Facing End Opposite Shaft
- Cast Iron NEMA “C” End Bracket
- Weatherproof Features for Washdown



Applications: Milk transfer pump.

HP	RPM	Volts	Full Load Amps	Frame	Stock Number	Enclosure	Shaft	Insul. Class	Overload Protector	Rotation	“C” Dim.	Notes
Single Phase												
1/2	3450	115/230	6.6/3.3	56CZ*	B587	TENV	Threaded	B	Auto	CW	11.3	114
1/2	3450	208-230	2.8-2.7	56HCZ	B584	TENV	Threaded	B	Auto	CW	12.4	114
3/4	3450	208-230	4.0-3.8	56HCZ*	B582	TENV	Keyed	B	Auto	CW	12.2	
3/4	3450	208-230	4.0-3.8	56HCZ*	B585	TENV	Threaded	B	Auto	CW	12.4	114
3/4	3450	208-230	4.0-3.8	56HCZ*	B592	TENV	Special	B	Auto	RCW	13.4	223
1	3450	208-230	4.8-4.5	56HCZ*	B583	TENV	Keyed	B	Auto	CW	12.2	
1	3450	208-230	4.8-4.5	56HCZ*	B586	TENV	Threaded	B	Auto	CW	12.4	114
5-1/2	1200	230	23.6	215T	V308M2	ODP	Keyed	F	Manual	Rev	19.3	5,87, 159,214
Three Phase												
1/2	3450	208-230/460	1.9-1.8/0.9	56HCZ	B596	TENV	Threaded	B	Auto	CW//CCW	11.9	NEW!
3/4	3450	208-230/460	2.5-2.4/1.2	56HCZ	B597	TENV	Special	B	Auto	RCW	13.4	NEW!
3/4	3450	208-230	2.5-2.4	56HCZ	B598	TENV	Key	B	Auto	RCW	12.2	NEW!
1	3450	208-230/460	3.3-3.2/1.6	56HCZ	B595	TENV	Keyed	B	Auto	RCW	12.2	NEW!
1	3450	208-230/460	3.3-3.2/1.6	56HCZ	B599	TENV	Threaded	B	Auto	RCW	12.5	NEW!

*Denotes non-standard shaft

Zero Tank Replacement PMDC Motor – Totally Enclosed Non-Ventilated – 95 VDC 950 RPM – Intermittent-Duty – 1/2 thru 1 HP



Features:

- Double Sealed Ball Bearings
- Shaft Seal
- Round Frame
- All Bracket to Frame Fits and Terminal Cover have Internal O-ring
- Class F Insulation
- 1/2" - 14 Tapped Conduit Hole
- Non-toxic, White Epoxy Paint, FDA Approved for Contact with Food
- Gasketed Brush Access Covers
- Stainless Steel Shaft

Applications: Improved design to replace motors on Zero Milk Tank.

HP	RPM	Volts	Full Load Amps	Stock Number	Wt.	“C” Dim.	O-ring Grooves	Notes
1/2	950	95	5.6	DC146	30	14.1	No	
1/2	950	95	5.6	DC156	32	14.1	Yes	
1	950	95	11.0	DC147	36	15.6	No	
1	950	95	11.0	DC157	37	15.6	Yes	

Notes:

- 5. \$ Energy efficient two value capacitor start, capacitor run motor
- 87. Class F insulation
- 159. Open dripproof
- 114. Threaded shaft Acme threads
- 214. F2 assembly
- 223. Direct replacement for Surge milk pumps, Babson motor #27732, requires 30 MFD,370 VAC capacitor, separately mounted - not supplied

Pedestal Fan Motors by Century®

48 & 56 Frame Special Purpose Motors

Features:

- Class B Insulation
- Continuous Duty, Service Factor 1.0
- Thermally Protected
- Permanent Split Capacitor and Split Phase Designs
- Yoke Mount
- 40°C Ambient
- 60 Hz



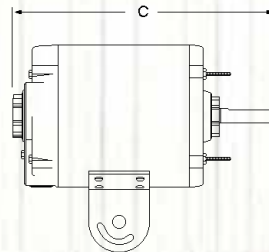
Totally Enclosed
486A, 647A, 648A, 969A, 9451A,
9452A.
Open D.P.: 914L, 915L, 970A

Totally Enclosed
YA2020, YA2030,
YA2054

HP	RPM	Speeds	Volts	Amps	Frame	Stock Number	Wt.	Bearing	Shaft Dia. & Length	Rotation	"C" Dim.	Notes
1/4	1100	2	115	6.1	48Y	486A	21	Ball	1/2 x 3	CCWLE	10.4	29,86
1/4	1725	1	115	4.2	48YZ	YA2020	14	Sleeve	1/2 x 2	REV	9.8	39,314
1/4	1725	1	115/230	3.6/1.8	48YZ	9451A	12	Ball	1/2 x 3-1/4	CCWLE	9.3	
1/4	1725	1	115	5.1	48YZ	914L	14	Sleeve	1/2 x 2	REV	9.9	
1/3	1100	2	115	4.7	48Y	647A	20	Ball	1/2 x 3	REV	9.9	26,86
1/3	1725	1	115	6.0	48YZ	YA2030	15	Sleeve	1/2 x 2	REV	10.3	39,314
1/3	1725	1	115/230	3.0/1.5	48Y	970A	17	Ball	1/2 x 2-1/2	CCWLE	8.9	3,6
1/2	1100	2	115	6.1	48Y	648A	23	Ball	5/8 x 3	REV	10.9	86
1/2	1725	1	115/230	4.5/2.3	48Y	9452A	23	Ball	5/8 x 2-1/2	CCWLE	10.2	
1/2	1725	1	115	8.8	48YZ	915L	17	Sleeve	5/8 x 2	REV	10.8	314
1/2	1725	1	115	5.0	48YZ	YA2054	21	Sleeve	5/8 x 2	REV	10.8	39,84
1/2	840	1	115/230	6.1/3.1	48Y	969A	19	Ball	5/8 x 2-5/8	CCWLE	11.0	3

Notes:

- 3. Special OEM motor
- 6. 60/50 HZ
- 26. Extended thru bolts – shaft end only
- 29. 60 Degree C Ambient
- 39. Gasketed conduit box
- 84. Energy Efficient split phase start capacitor run with mounted capacitor
- 86. Cord and plug with pull chain
- 314. 1" extended thru bolts



Poultry Duty Motors

Features:

- Ball Bearings
- Class B Insulation
- High Starting Torque
- Reversible
- Suitable for 208 Volts at 1.0 S.F.
- TEAO
- 4 Pole
- 40°C Ambient
- 60 Hz
- Energy Efficient \$(see notes)



RIGID AND RESILIENT BASES

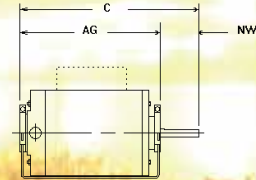
HP	RPM	Volts	Full Load Amps	Service Factor	Frame	Stock Number	Wt.	Protector	Approx. "C"	Dim. "AG"	Enclosure	Notes
1/2	1725	115/208-230	4.8/2.4	1.30	56	PD1050AV1	26	Auto	10.8	8.8	TEAO	6,117
1	1725	115/230	9.0/4.5	1.30	56	PD6104AV2*	42	Auto	12.7	10.6	TEAO	6,85,117 \$
1	1725	115/230	9.0/4.5	1.30	56	PD6104AV3	40	Auto	12.8	10.1	TEAO	6,34,85,117 \$

Notes:

- 6. 60/50 HZ
- 34. Rigid base
- 85. Energy efficient \$ - capacitor start/capacitor run
- 117. TEAO - gasketed conduit box
- *Resilient Base

Shaft Dimensions

56 = 5/8" Keyed x 1-7/8



Pressure Washer Motors by Century®

Single Phase - Dripproof & Totally Enclosed Fan-Cooled Rigid Base – 3600 & 1800 RPM – 1.5 thru 6 HP



B861

Features:

- Double Sealed Ball Bearings
- Manual Overload Protector
- **Two Step Varnish Treatment** – Rotor surface and bearing brackets coated with corrosion resistant primer. One dip and bake of Class B Varnish is applied to wound stator. The entire stator assembly is dipped in a second coating of varnish and baked to seal out moisture.
- 60 Hz
- Reversible
- 40°C Ambient
- Service Factor 1.15
- Class B Insulation
- Energy Efficient \$

Applications: High Pressure washers (sprayers) and other applications.

HP	RPM	Volts	Full Load Amps	Frame	Stock Number	Wt.	Shaft	"C" Dim.	Notes
Dripproof • Standard Bracket									
1-1/2	3600	115/230	13.0/6.5	56	B176	25	5/8"	11.4	\$
1-1/2	1800	115/208-230	13.4/7.2-6.7	56	C775	35	5/8"	12.2	\$
2	3600	115/208-230	17.2/9.2-8.6	56	B177L	34	5/8"	12.7	\$
2	1800	115/230	18.0/9.0	56H	C210	32	5/8"	14.4	\$
3	3600	208-230	13.5-12.5	56H	B178	35	5/8"	12.7	\$
3	1800	208-230	13.5	145T	C218	45	7/8"	15.1	\$
5	3600	208-230	22.0	56HZ	B179	46	7/8"	14.6	160,\$
5	3600	208-230	22.0	56Y	B180	52	7/8"	14.6	97,160,\$
6	3600	230	24.0	56Y	B869	50	7/8"	14.6	49,97,160,\$
Dripproof • NEMA "C" Bracket									
1-1/2	3600	115/230	13.0/6.5	56C	B870	25	5/8"	11.5	\$
1-1/2	1800	115/230	13.4/6.7	56C	C776	36	5/8"	12.2	\$
2	3600	115/208-230	17.2/9.2-8.6	56C	B860	36	5/8"	12.7	\$
2	1800	115/230	18.0/9.0	56HC	C215	42	5/8"	14.4	\$
3	3600	208-230	13.5-12.5	56HCZ	B867	36	3/4"	12.5	\$
5	3600	208-230	22.0	56HCZ	B182	42	3/4"	14.5	160,\$
TEFC • NEMA "C" Bracket									
1-1/2	3600	115/230	13.0/6.5	56C	B871	33	5/8"	12.7	\$
1-1/2	1800	230/115	7.5/15.0	56C	C777	44	5/8"	13.7	\$
2	3600	115/208-230	16.6/9.1-8.4	56HC	B861	43	5/8"	14.2	\$
2	1800	115/230	17.0/8.5	56HC	C213	47	5/8"	14.4	\$
3	3600	230	12.0	56HC	B382	48	5/8"	15.2	\$
3	3600	230	12.0	56HC	B868	48	3/4"	15.0	\$

Notes:

- 49. 1.0 Service Factor
- 97. 182T and 184T mounting holes, 4.5" shaft height
- 160. Non-reversible, Connected for CW facing end-opposite shaft



Three Phase TEFC Motors

Features:

- Rigid Base
- CE, CSA, UL Approvals
- IP43-180-250 Fr
- IP44-140 Fr.,
280 Fr. & above
- Class F Insulation
- Cont. Duty
- 1.15 Service Factor
- 40°C Ambient
- R.S. or CI Constr.
- 50/60 (50 HZ @ next lower HP, 1.15 SF)
- Inverter Duty
- NEMA Premium
- Ball Bearings
- C-Face Kits Available



TE102

HP	RPM	Volts	Amps @ 60 HZ	Frame	Stock Number	Wt.	Inverter Duty	"C" Dim.	Efficiency	Notes
1	1800	208-230/460	3-2.7/1.4	143T	TE102	53	10:1 CT/10:1 VT	13.2	85.5%	19, 115, 240
1	1800	575	1.1	143T	TE103	53	10:1 CT/10:1 VT	13.2	85.5%	19, 115, 240, 365
1	1800	200	3.1	143T	TE104	53	10:1 CT/10:1 VT	13.2	85.5%	19, 115, 240,365
1.5	1800	200	4.5	145T	TE107	62	10:1 CT/10:1 VT	14.2	86.5%	19, 115, 240,365
1.5	1800	208-230/460	4.3-3.9/2	145T	TE108	62	10:1 CT/10:1 VT	14.2	86.5%	19, 115, 240
1.5	1800	575	1.6	145T	TE109	62	10:1 CT/10:1 VT	14.2	86.5%	19, 115, 240, 365
2	1800	200	5.8	145T	TE114	60	10:1 CT/10:1 VT	14.2	86.5%	19, 115, 240,365
2	1800	208-230/460	5.6-5.1/2.5	145T	TE115	60	10:1 CT/10:1 VT	14.2	86.5%	19, 115, 240
2	1800	575	2	145T	TE116	60	10:1 CT/10:1 VT	14.2	86.5%	19, 115, 240, 365
3	1800	208-230/460	8.6-7.7/3.9	182T	TE121	99	10:1 CT/10:1 VT	14.8	89.5%	19, 115, 240
3	1800	575	3.1	182T	TE122	104	10:1 CT/10:1 VT	14.8	89.5%	19, 115, 240, 365
3	1800	200	8.9	182T	TE123	104	10:1 CT/10:1 VT	15.15	89.5%	19, 115, 240,365
5	1800	200	15	184T	TE128	115	10:1 CT/10:1 VT	16.14	89.5%	19, 115, 240,365
5	1800	208-230/460	14-13/6.4	184T	TE129	115	10:1 CT/10:1 VT	15.81	89.5%	19, 115, 240
5	1800	575	5.1	184T	TE130	115	10:1 CT/10:1 VT	15.81	89.5%	19, 115, 240, 365
7.5	1800	200	22	213T	TE135	175	10:1 CT/10:1 VT	18.23	91.7%	19, 115, 240,365
7.5	1800	208-230/460	21-19/9.6	213T	TE136	175	10:1 CT/10:1 VT	18.23	91.7%	19, 115, 240
7.5	1800	575	7.7	213T	TE137	182	10:1 CT/10:1 VT	18.23	91.7%	19, 115, 240, 365
10	1800	200	28.3	215T	TE142	200	10:1 CT/10:1 VT	19.73	91.7%	19, 115, 240,365
10	1800	208-230/460	27-25/12	215T	TE143	200	10:1 CT/10:1 VT	19.73	91.7%	19, 115, 240
10	1800	575	9.8	215T	TE144	209	10:1 CT/10:1 VT	19.73	91.7%	19, 115, 240, 365
15	1800	208-230/460	41-37/19	254T	TE149	330	10:1 CT/10:1 VT	26.66	92.4%	19, 115, 240
15	1800	575	15	254T	TE150	309	10:1 CT/10:1 VT	26.66	92.4%	19, 115, 240, 365
15	1800	200	42.6	254T	TE151	309	10:1 CT/10:1 VT	26.66	92.4%	19, 115, 240,365
20	1800	200	55.8	256T	TE156	350	10:1 CT/10:1 VT	31.22	93.0%	19, 115, 240,365
20	1800	208-230/460	54-49/24	256T	TE157	374	10:1 CT/10:1 VT	27.84	93.0%	19, 115, 240
20	1800	575	19	256T	TE158	378	10:1 CT/10:1 VT	27.84	93.0%	19, 115, 240, 365
25	1800	200	69	284T	TE163	510	10:1 CT/10:1 VT	30.04	93.6%	19, 115, 240,365
25	1800	208-230/460	67-60/30	284T	TE164	510	10:1 CT/10:1 VT	30.04	93.6%	19, 115, 240
25	1800	575	24	284T	TE165	510	10:1 CT/10:1 VT	30.04	93.6%	19, 115, 240, 365
30	1800	208-230/460	80-72/36	286T	TE170	566	10:1 CT/10:1 VT	31.22	93.6%	19, 115, 240
30	1800	575	29	286T	TE171	523	10:1 CT/10:1 VT	31.22	93.6%	19, 115, 240, 365
40	1800	208-230/460	104-94/47	324T	TE175	674	10:1 CT/10:1 VT	32.68	94.1%	19, 115, 240
40	1800	575	37	324T	TE176	646	10:1 CT/10:1 VT	32.68	94.1%	19, 115, 240, 365
50	1800	208-230/460	132-119/60	326T	TE180	725	2:1 CT/10:1 VT	33.86	94.5%	19, 115, 240
50	1800	575	48	326T	TE181	687	2:1 CT/10:1 VT	33.86	94.5%	19, 115, 240, 365

Notes:

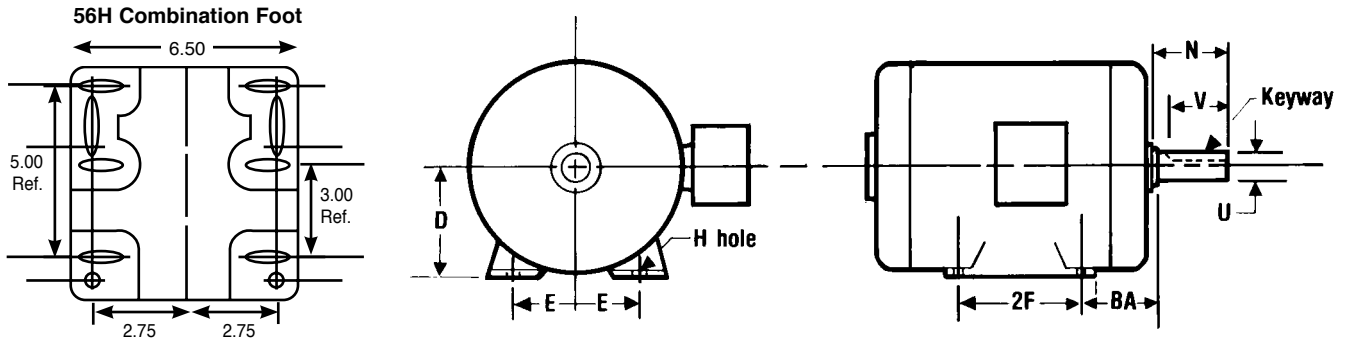
- 19. C flange kit available
- 115. This motor is rated for operation on 60 or 50 HZ power, full load amps listed at 60 HZ
- 240. F1/F2 Assembly
- 365.3 leads
- Cast Iron – Shaded area

Published efficiency on tri-voltage rated motors applies at 230/460 volts. Performance at 200 or 208 volts may not be in accordance with NEMA standards. Published efficiency on 200-208 volt motors applies at 200 volts.



General Purpose IHP Motor Dimensions

Single and Three Phase 143T-449T Frame • Dripproof • Totally Enclosed • Explosion-Proof



NEMA Frame	Keyway	BA	D ¹	E	2F	H	N	U ²	V ³
143T	3/16 x 3/32	2.25	3.50	2.75	4.00	11/32	2.31	.875	2.00
145T	3/16 x 3/32	2.25	3.50	2.75	5.00	11/32	2.31	.875	2.00
182T	1/4 x 1/8	2.75	4.50	3.75	4.50	13/32	2.81	1.125	2.50
184T	1/4 x 1/8	2.75	4.50	3.75	5.50	13/32	2.81	1.125	2.50
213T	5/16 x 5/32	3.50	5.25	4.25	5.50	13/32	3.50	1.375	3.13
215T	5/16 x 5/32	3.50	5.25	4.25	7.00	13/32	3.50	1.375	3.13
254T	3/8 x 3/16	4.25	6.25	5.00	8.25	17/32	4.25	1.625	3.75
256T	3/8 x 3/16	4.25	6.25	5.00	10.00	17/32	4.25	1.625	3.75
284T	1/2 x 1/4	4.75	7.00	5.50	9.50	17/32	4.88	1.875	4.38
284TS	3/8 x 3/16	4.75	7.00	5.50	9.50	17/32	3.50	1.625	3.00
286T	1/2 x 1/4	4.75	7.00	5.50	11.00	17/32	4.88	1.875	4.38
286TS	3/8 x 3/16	4.75	7.00	5.50	11.00	17/32	3.50	1.625	3.00
324T	1/2 x 1/4	5.25	8.00	6.25	10.50	21/32	5.50	2.125	5.00
324TS	1/2 x 1/4	5.25	8.00	6.25	10.50	21/32	4.00	1.875	3.50
326T	1/2 x 1/4	5.25	8.00	6.25	12.00	21/32	5.50	2.125	5.00
326TS	1/2 x 1/4	5.25	8.00	6.25	12.00	21/32	4.00	1.875	3.50

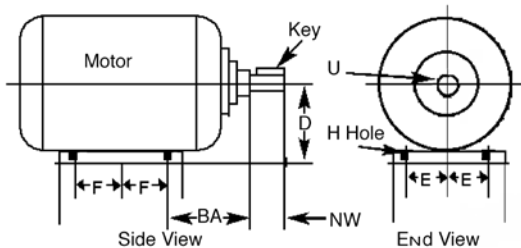
Notes:

- 1Dimension "D" tolerance: - .8" or less, +.000, -.031; over 8", +.000-.062
- 2Dimension "U" tolerance: - 11/2" dia. or less, +.0000, -.0005; over 11/2" dia., +.000, -.001
- 3Dimension "V" is usable length of shaft

Common to all Fractional Motors

Frame	Keyway	D	E	F	BA	U	N-W
42	.05 Flat	2-5/8	1-3/4	27/32	2-1/16	3/8	1-1/8
48	.05 Flat	3	2-1/8	1-3/8	2-1/2	1/2	1-5/8
56	3/16 sq. x 1-3/8	3-1/2	2-7/16	1-1/2	2-3/4	5/8	1-7/8
56H	3/16 sq. x 1-3/8	3-1/2	Dia. 1	Dia. 1	2-3/4	5/8	1-7/8
56C	3/16 sq. x 1-3/8	See Diagram 2				5/8	1-7/8
56J	Threaded	See Diagram 2				5/8	2-7/16
143T	3/16 sq. x 1-3/8	3-1/2	2-3/4	2	2-1/4	7/8	2-1/4
145T	3/16 sq. x 1-3/8	3-1/2	2-3/4	2-1/2	2-1/4	7/8	2-1/4

For Reference Only Unless Approved for Construction



NEMA Frame Assignments

Open and TEFC (TEFC Frame in Beige where different than open)

NEMA Frame Hp	3600 RPM			1800 RPM			1200 RPM			900 RPM		
	"T" Frames 1964	"U" Frames 1952	Original NEMA Frames	"T" Frames 1964	"U" Frames 1952	Original NEMA Frames	"T" Frames 1964	"U" Frames 1952	Original NEMA Frames	"T" Frames 1964	"U" Frames 1952	Original NEMA Frames
1	—	—	—	143T	182	203	145T	184	204	182T	213	225
1 1/2	143T	182	203	145T	184	204	182T	184	224	184T	213	254
2	145T	184	204	145T	184	224	184T	213	225	213T	215	254
3	145T / 182T	184	224	182T	213	225	213T	215	254	215T	254U	284
5	182T / 184T	213	225	184T	215	254	215T	254U	284	254T	256U	324
7 1/2	184T / 213T	215	254	213T	254U	284	254T	256U	324	256T	284U	326
10	213T / 215T	254U	284	215T	256U	324	256T	284U	326	284T	286U	364
15	215T / 254T	256U	324	254T	284U	326	284T	324U	364	286T	326U	365
20	254T / 256T	284U/ 286U	326	256T	286U	364	286T	326U	365	324T	364U	404
25	256T / 284TS	286U/ 324U	364S/ 365S	284T	324U	364/ 365	324T	364U	404	326T	365U	405
30	284TS / 286TS	324S/ 326S	364S/ 404S	286T	326U	365/ 404	326T	365U	405	364T	404U	444
40	286TS / 324TS	326S/ 364US	365S/ 405S	324T	364U	404/ 405	364T	404U	444	365T	405U	445
50	324TS / 326TS	364US	404S/ 444S	326T	365US	405S/ 444S	365T	405U	445	404T	444U	504U
60	326TS / 364TS	365US/ 405US	405S/ 445S	364TS	404US/ 405US	444S/ 445S	404T	444U	504U	405T	445U	505
75	364TS / 365TS	404US/ 444US	444S/ 504S	365TS	405US/ 444US	445S/ 504S	405T	445U	505	444T	—	—
100	365TS / 405TS	405US/ 445US	445S/ 505S	404TS/ 405TS	444US/ 445US	504S/ 505S	444T	—	—	445T	—	—
125	404TS / 444TS	444US	504S	405T / 444TS	445US	505S	445T	—	—	—	—	—
150	405TS / 445TS	445US	505S	444TS/ 445TS	—	—	—	—	—	—	—	—
200	444TS	—	—	445TS	—	—	—	—	—	—	—	—
250	445TS	—	—	—	—	—	—	—	—	—	—	—

NEMA Frame Assignments



Pulley Speed Chart

Speeds are approximate, based on 1725 RPM motor.

Motor Pulley Diameter

	1.5	1.75	2.0	2.5	2.75	3.0	3.25	3.5	3.75	4.0	4.25	4.5	4.75	5.0	5.25	5.5	5.75	6.0	6.5	7.0	7.5	
3.0	863	1006	1150	1438	1581	1725																
3.5	739	863	986	1232	1355	1479	1602	1725														
4.0	647	755	863	1078	1186	1294	1402	1509	1617	1725												
4.5	575	671	767	958	1054	1150	1246	1342	1438	1533	1629	1725										
5.0	518	604	690	863	949	1035	1121	1208	1294	1380	1466	1553	1639	1725								
5.5	470	549	627	784	863	941	1019	1098	1176	1255	1333	1411	1490	1568	1647	1725						
6.0	431	503	575	719	791	863	934	1006	1078	1150	1222	1294	1366	1438	1509	1581	1653	1725				
6.5	398	464	531	663	730	796	863	929	995	1062	1128	1194	1261	1327	1393	1460	1526	1592	1725			
7.0	370	431	493	616	678	739	801	863	924	986	1047	1109	1171	1232	1294	1355	1417	1479	1602	1725		
7.5	345	403	460	575	633	690	748	805	863	920	978	1035	1093	1150	1208	1265	1323	1380	1495	1610	1725	
8.0	323	377	431	539	593	647	701	755	809	863	916	970	1024	1078	1132	1186	1240	1294	1402	1509	1617	
8.5	304	355	406	507	558	609	660	710	761	812	863	913	964	1015	1065	1116	1167	1218	1319	1421	1522	
9.0	288	335	383	479	527	575	623	671	719	767	815	863	910	958	1006	1054	1102	1150	1246	1342	1438	
9.5	272	318	363	454	499	545	590	636	681	726	772	817	863	908	953	999	1044	1089	1180	1271	1362	
10.0	259	302	345	431	474	518	561	604	647	690	733	776	819	863	906	949	992	1035	1121	1208	1294	
10.5	246	288	329	411	452	493	534	575	616	657	698	739	780	821	863	904	945	986	1068	1150	1232	
11.0	235	274	314	392	431	470	510	549	588	627	666	706	745	784	823	863	902	941	1019	1098	1176	
11.5	225	263	300	375	413	450	488	525	563	600	638	675	713	750	788	825	863	900	975	1050	1125	
12.0	216	252	288	359	395	431	467	503	539	575	611	647	683	719	755	791	827	863	934	1006	1078	
12.5	207	242	276	345	380	414	449	483	518	552	587	621	656	690	725	759	794	828	897	966	1035	
13.0	199	232	265	332	365	398	431	464	498	531	564	597	630	663	697	730	763	796	863	929	995	
13.5	192	224	256	319	351	383	415	447	479	511	543	575	607	639	671	703	735	767	831	894	958	
14.0	185	216	246	308	339	370	400	431	462	493	524	554	585	616	647	678	708	739	801	863	924	
14.5	178	208	238	297	327	357	387	416	446	476	506	535	565	595	625	654	684	714	773	833	892	
15.0	173	201	230	288	316	345	374	403	431	460	489	518	546	575	604	633	661	690	748	805	863	
15.5	167	195	223	278	306	334	362	390	417	445	473	501	529	556	584	612	640	668	723	779	835	
16.0	162	189	216	270	296	323	350	377	404	431	458	485	512	539	566	593	620	647	701	755	809	
16.5	157	183	209	261	288	314	340	366	392	418	444	470	497	523	549	575	601	627	680	732	784	
17.0	152	178	203	254	279	304	330	355	381	406	431	457	482	507	533	558	583	609	660	710	761	
17.5	148	173	197	246	271	296	320	345	370	394	419	444	468	493	518	542	567	591	641	690	739	
18.0	144	168	192	240	264	288	311	335	359	383	407	431	455	479	503	527	551	575	623	671	719	

$$\text{Driven Pulley RPM} = \frac{\text{Motor RPM} \times \text{Motor Pulley Diameter}}{\text{Driven Pulley Diameter}}$$



Farm Rated® Motor Cross Reference

Century	Baldor	Dayton	GE	Leeson	Marathon	NIDEC / USEM
486A	YPC1624A	4M196		191891	X923	1917
647A	YPC2624A			191982	X924	1835
648A	YPC3624A	4M197		191893	X925	1838
915L				191875		
9451A	YPC144A	4M254		191872	X920	
9452A	YPC344A	4M256		191873	X922	
969A						
970A		4M255		191871	X921	
B176	PL1313M			113631		
B177L	PL1317M			113632		
B178	PL1326M			116706		
B179				116708		
B180				116789		
B182				116709		
B221	AFL3520A			111332		FD34CA1PZ
B222	AFL3521A	4K059	F107	111333	C1468	FD1CA1PZ
B381				110222		
B382	PCL3519M			121060		
B383				110222		
B384				116789		
B385				116523		
B386				111275		
B592				113939		
B621	L3503			110399		
B664	L3506			110276		
B674	L3509			110059		
B695	LM3509M			110142		
B697	L3515M			110402		
B762	L3513			110094		
B813		6K794	D017	111275	9038	
B860	PCL1317M			114215		
B861	PCL3515M			114995		
B870	PCL1313M			114214		
B871	PCL3513M			115024		
C042A	CHC3413A	4M251		100803	X024	
C043A	CHC3416A	4M252		100804	X025	
C044A	CHL3524A	4M253		111323	X026	
C045A	CHC3414A	4M042		100824	X027	
C046A	CHC3417A	4M041		100825	X028	
C047A	CHC3525A	4M040		111321	X029	
C048	CHC3526A			111919		
C210	PL1322M			120879	I127	
C213	PCL3515M					
C215	PCL1322M			113281		
C218	L14018TM					

Farm Rated® Motor Cross Reference

Century	Baldor	Dayton	GE	Leeson	Marathon	NIDEC / USEM
C310	FDL3501M	6K710	F13E1	113256	F101	FD13CM2P
C310C	CDL3501M	4VZ06		116485	F131	
C311	FDL3504M	6K714	F12E1	110086	F102	FD12CM2P
C311C	CFDL3504M	4VZ08		116486	F132	
C312	FDL3507M	6K719	F34E1	110087	F103	FD34CM2P
C312C	CFDL3507M	4VZ10		116487	F133	
C313	FDL3510M	6K727	F10E1	110088	F104	FD1CM2PZ
C313C	CFDL3510M	4VZ12		116488	F134	
C314	FDL3514M	6K740	F100	110089	F105	FD32CM2PZ
C314C	CFDL3514M	4VZ36		116489	F135	
C317V1	GSL3509M			111330		
C319	FDL3516TM	4K090	C1904	110090	Z128	FD2CM2PHZ
C330	ANFL3501M	3K994	F201	101435	C1291	FD138M2PZYR
C331	ANFL3504M	3K995	F202	101436	C1292	FD12CM2PZYR
C332	ANFL3507M	3K996	F203	101437	C1293	FD34CMP2PZYR
C333	ANFL3510M		F204	118802	C1294	FD1CM2PZY
C337				114932		
C338	IR3507M			114932		
C339	IR3510M			114933		
C340	ANFL3514M		F205	113301	C1295	FD32CM2PHZY
C345						FD13SM2DZYR
C346						FD12SM2DZYR
C347						FD34SM2DZYR
C348						FD1SM2DZYR
C349						FD32SM2DZYR
C580				M009580	X913	
C581			X905	M009581	C1314	
C582			X906	M009782	C1315	
C612	L3504			110012		
C613	L3504A			110016		
C669	L3507			110013		
C671	L3507A			110017		
C683	L3510			110209		
C685	L3510A			110018		
C686				110019		
C693	L3514					
C775	L1319M	6K422	C1299	120004	G951	
C776	PCL1319M					
C777	PCL3514M					
C782RB						FD34BA2P
CP1102L		3K785		110160	D010	
CP1152L		3K786	D018	110161	C704	
F500L			X904		X1904	
F501			X900		H247	
F683				100825		

Farm Rated® Motor Cross Reference

Century	Baldor	Dayton	GE	Leeson	Marathon	NIDEC / USEM
H535L	M3554					
K100	L3510T					
K102	FDL3510TM	6K994		121569	Z123	FD1CM2P14
K103	FDL3514TM			113938		FD32CM2P14
K104	FDL3514TM	6K311	F15E1	113938	Z118	FD32CM2P14
K116	AFL3524A	4K062	F110	120376	C1275	FD3CA1K14
K117	AFL3522A	4K060	F108	120374	C1273	FD32CA1P14
K118	AFL3523A		F109	120375	C1274	FD2CA1P14
K204M2	FDL3611M			131541		FD2CM2P18
K205CM2					I314A	
K205M2	FDL3619TM			131542		FD3CM2K18
K208CM2	CFDL3612TM			131995	I315A	
K208M2	FDL3612TM	6K882		131543	Z114A	FD5CM2K18
K213M2	FDL3611TM			131541		FD2CM2P18
K214M2	FDL3619TM			131542		FD3CM2K18
K215M2	FDL3612TM			131543		FD5CM2K18
K220M2	UCCE570			131847	Z305A	FDCM1K18Z
K221M2	UCC7100			131848	Z307A	FDCM1K18Z
K222M2	L3606T					
K223M2	L3608T					
K236M2	UCCE759			101651		
K300M2	FDL3731M	6K883		140223	Z117	FDU5CM2K21Z
K301CM2						
K301M2	FDL3732M	6K884	F798	140209	Z115	FDU7CM2K21Z
K302CM2						
K302M2	FDL3737TM	6K885	F795	140414	Z116	FDU10CM2K21
K310M2						FD5CM2K21
K311M2	L3710T	6K969		140707	Z122	FD7CM2K21
K312M2	L3712T			140708		FD10CM2K21
K314M2	L3709T					
K315M2	L3711T					
K321M2	UCL1015	4K094		140640	Z308	
PD1050AV1						FD12BA2P9
PD6104AV2				111267		FD1CA2P9
PD6104AV3				111333		FD1CA2J
R243M2	UCM713			131850	Y1303	
R244M2	UCM575			131849	Y302A	
R327M2	UCME1014			140641	Y304	
V201M2	L1408T	6K756		131534	Z502	
V209M2	L1410T			131537		
V211M2	L1409T					
V303M2	GDL1610T			140311	I116	
V305M2	GDL1607T			140155	I115	

Index of Catalog Numbers

Stock Number	Weight	Page Number	Stock Number	Weight	Page Number	Stock Number	Weight	Page Number
486A	21	11	B860	36	13	C581	35	5
647A	20	11	B861	43	13	C582	39	5
648A	23	11	B867	36	13	C588	33	5
914L	14	11	B868	48	13	C593	38	4
915L	17	11	B869	50	13	C594	38	4
9451A	12	11	B870	25	13	C595	43	4
9452A	23	11	B871	33	13	C596	35	4
969A	19	11	C039A	21	6	C597	35	4
970A	17	11	C042A	19	6	C598	45	4
B176	25	13	C043A	20	6	C612	28	7
B177L	34	13	C044A	24	6	C613	28	7
B178	35	13	C045A	16	6	C669	33	7
B179	46	13	C046A	18	6	C671	33	7
B180	52	13	C047A	23	6	C683	34	7
B182	42	13	C048	33	6	C685	37	7
B220	22	1	C059A	17	6	C686	45	7
B221	28	1	C213	47	13	C693	44	7
B222	31	1	C215	42	13	C775	35	13
B381	27	2	C218	45	13	C776	36	13
B382	48	13	C310	27	7	C777	44	13
B383	30	2	C310	32	13	C782RB	41	5
B384	50	2	C310C	29	7	C783	44	6
B385	37	2	C311	28	7	CP1072L	24	2
B386	37	2	C311C	30	7	CP1102L	26	2
B387	53	2	C312	32	7	CP1152L	32	2
B582	36	10	C312C	34	7	CP1202L	32	2
B583	37	10	C313	36	7	CP1302L	33	2
B584	31	10	C313C	38	7	CP1502L	44	2
B585	35	10	C314	38	7	CP1502LV1	37	2
B586	39	10	C314C	42	7	DC146	30	10
B587	24	10	C317V1	32	9	DC147	36	10
B592	28	10	C319	48	7	DC156	32	10
B595	36	10	C330	27	3	DC157	37	10
B596	23	10	C331	30	3	E219M2	75	3
B597	28	10	C332	32	3	E317M2	123	3
B598	35	10	C333	36	3	E397M2	131	3
B599	38	10	C337	28	9	E407M2	267	3
B621	25	7	C338	36	9	E451M2	243	3
B664	30	7	C339	35	9	E514M2	308	3
B666	20	1	C340	45	3	E516M2	365	3
B674	33	7	C345	26	3	F500L	13	5
B685	18	2	C346	29	3	F501	24	5
B695	32	7	C347	31	3	F502	25	5
B697	40	7	C348	35	3	F683	25	6
B762	35	7	C349	44	3	F684	27	6
B813	45	2	C580	30	5	H041	24	1

Index of Catalog Numbers

Stock Number	Weight	Page Number	Stock Number	Weight	Page Number
H042	28	1	TE104	53	14
K100	37	7	TE107	62	14
K102	38	8	TE108	62	14
K102C	40	8	TE109	62	14
K103	42	8	TE114	60	14
K103C	44	8	TE115	60	14
K104	43	8	TE116	60	14
K112	39	1	TE121	99	14
K116	44	1	TE122	104	14
K117	34	1	TE123	104	14
K118	36	1	TE128	115	14
K119	50	8	TE129	115	14
K204M2	78	8	TE130	115	14
K205CM2	96	8	TE135	175	14
K205M2	93	8	TE136	175	14
K208CM2	110	8	TE137	182	14
K208M2	108	8	TE142	200	14
K213M2	72	8	TE143	200	14
K214M2	84	8	TE144	209	14
K215M2	102	8	TE149	330	14
K220M2	84	4	TE150	309	14
K221M2	82	4	TE151	309	14
K236M2	118	4	TE156	350	14
K300M2	132	8	TE157	374	14
K301CM2	133	8	TE158	378	14
K301M2	131	8	TE163	510	14
K302CM2	149	8	TE164	510	14
K302M2	146	8	TE165	510	14
K310M2	109	8	TE170	566	14
K311M2	154	8	TE171	523	14
K312M2	163	8	TE175	674	14
K320M2	125	4	TE176	646	14
K321M2	138	4	TE180	725	14
K327M2	146	4	TE181	687	14
N220	78	8	V201M2	78	2
PD1050AV1	26	12	V208M2	84	2
PD6104AV2	42	12	V209M2	84	3
PD6104AV3	40	12	V211M2	82	2
R155	34	1	V303M2	156	3
R180	31	1	V305M2	158	3
R181	35	1	V308M2	151	10
R243M2	70	4	YA2020	14	11
R244M2	75	4	YA2030	15	11
R327M2	109	4	YA2054	21	11
TE102	53	14			
TE103	53	14			

Fraction/Decimal/Millimeter Conversions

Fraction	Decimal	Millimeter	Fraction	Decimal	Millimeter	MM	Inch
$\frac{1}{64}$.015625	0.397	$\frac{33}{64}$.515625	13.097	1	.0394
$\frac{1}{32}$.03125	0.794	$\frac{17}{32}$.53125	13.494	2	.0787
$\frac{3}{64}$.046875	1.191	$\frac{35}{64}$.546875	13.891	3	.1181
$\frac{1}{16}$.0625	1.588	$\frac{9}{16}$.5625	14.288	4	.1575
$\frac{5}{64}$.078125	1.984	$\frac{37}{64}$.578125	14.684	5	.1969
$\frac{3}{32}$.09375	2.381	$\frac{19}{32}$.59375	15.081	6	.2362
$\frac{7}{64}$.109375	2.778	$\frac{39}{64}$.609375	15.478	7	.2756
$\frac{1}{8}$.125	3.175	$\frac{5}{8}$.625	15.875	8	.3150
$\frac{9}{64}$.140625	3.572	$\frac{41}{64}$.640625	16.272	9	.3543
$\frac{5}{32}$.15625	3.969	$\frac{21}{32}$.65625	16.669	10	.3937
$\frac{11}{64}$.171875	4.366	$\frac{43}{64}$.671875	17.066	11	.4331
$\frac{3}{16}$.1875	4.763	$\frac{11}{16}$.6875	17.463	12	.4724
$\frac{13}{64}$.203125	5.159	$\frac{45}{64}$.703125	17.859	13	.5118
$\frac{7}{32}$.21875	5.556	$\frac{23}{32}$.71875	18.256	14	.5512
$\frac{15}{64}$.234375	5.953	$\frac{47}{64}$.734375	18.653	15	.5906
$\frac{1}{4}$.25	6.350	$\frac{3}{4}$.75	19.050	16	.6299
$\frac{17}{64}$.265625	6.747	$\frac{49}{64}$.765625	19.447	17	.6693
$\frac{9}{32}$.28125	7.144	$\frac{25}{32}$.78125	19.844	18	.7087
$\frac{19}{64}$.296875	7.541	$\frac{51}{64}$.796875	20.241	19	.7480
$\frac{5}{16}$.3125	7.938	$\frac{13}{16}$.8125	20.638	20	.7874
$\frac{21}{64}$.328125	8.334	$\frac{53}{64}$.828125	21.034	21	.8268
$\frac{11}{32}$.34375	8.731	$\frac{27}{32}$.84375	21.431	22	.8661
$\frac{23}{64}$.359375	9.128	$\frac{55}{64}$.859375	21.828	23	.9055
$\frac{3}{8}$.375	9.525	$\frac{7}{8}$.875	22.225	24	.9449
$\frac{25}{64}$.390625	9.922	$\frac{57}{64}$.890625	22.622	25	.9843
$\frac{13}{32}$.40625	10.319	$\frac{29}{32}$.90625	23.019	<p><i>To convert millimeters into inches, multiply by .03937.</i></p> <p><i>To convert inches into millimeters, multiply by 25.40.</i></p>	
$\frac{27}{64}$.421875	10.716	$\frac{59}{64}$.921875	23.416		
$\frac{7}{16}$.4375	11.113	$\frac{15}{16}$.9375	23.813		
$\frac{29}{64}$.453125	11.509	$\frac{61}{64}$.953125	24.209		
$\frac{15}{32}$.46875	11.906	$\frac{31}{32}$.96875	24.606		
$\frac{31}{64}$.484375	12.303	$\frac{63}{64}$.984375	24.003		
$\frac{1}{2}$.5	12.700	1	1.0	25.400		



Statement of Warranty Policy

Warranty Period

All Century® motors are warranted against defects in materials and workmanship for a period of twelve (12) months from the date of installation or twenty-four months (24) from the date of manufacture, whichever comes first except for E-Plus®3 Integral Horsepower Motors and HeatMaster® Condenser Fan Motors which are warranted for twenty-four months (24) from date of installation and thirty-six (36) months from date of manufacture, whichever comes first.

Limitation of Remedy

In the event of a breach of the warranty within the applicable warranty period, Century shall have the option of (1) repairing such motor; (2) supplying an identical or substantially similar replacement motor FOB, Century's factory; or (3) refunding or giving credit for the purchase price of such motor.

The remedy set forth above shall be the sole and exclusive remedy for the motors failing within the applicable warranty period. Century, shall not be liable for any lost profits, loss of use, or any other consequential, special or incidental damages.

DISCLAIMER OF IMPLIED WARRANTIES

EXCEPT AS MAY BE REQUIRED UNDER APPLICABLE LAW, THE LIMITED WARRANTY SET FORTH ABOVE IS THE EXCLUSIVE WARRANTY PROVIDED WITH THE MOTORS. ALL OTHER WARRANTIES, WHETHER WRITTEN OR VERBAL, EXPRESSED OR IMPLIED, INCLUDING THE IMPLIED WARRANTIES OF MERCHANTABILITY AND FITNESS FOR A PARTICULAR PURPOSE ARE EXPRESSLY DISCLAIMED BY CENTURY.

Conditions of Warranty

This limited warranty shall be void and of no effect if:

1. The motor has been subjected to improper handling, storage or installation, or subject to abuse or unauthorized repairs;
2. The motor was not suitable for the application or operated above its rated load; or
3. The motor was subject to water damage including motor bearing failures resulting from pump seal failures.

Authorized Location

Defective motors which have failed during the applicable warranty period must be returned freight prepaid to a Century's authorized distributor. Call 800-672-6495.

How to Read Date Codes on Motor Nameplates & Labels

As of August 2006 a common date code format for all motors is being used. It consists of seven alpha-numeric characters. The first three characters represent the day of the year based on the Julian calendar, the next two the year, and the last two the plant code. For example, 123064M, would mean the 123rd day of 2006 (May 3, 2006) in Regal's Juarez IGMEX4 plant. Users and distributors may visit our website centuryelectricmotor.com to access our 'date code converter,' as well as applicable warranty forms.

The date codes utilized prior to the conversion to our current format are listed below for your reference.

Century Product

Plant code–Month–Year. Example: 7B99. 7 is a plant code designation, B is the month (January is A, February is B, etc.) and 99 is the year. Century®, Indiana General, Louis Allis Product

Year code–Month. Example: BA3. BA is the year (see table below). 3 is the month (1-12).

1992	BK	1996	BP	2000	BU	2004	BZ	2008	CD
1993	BL	1997	BR	2001	BW	2005	CA	2009	CE
1994	BM	1998	BS	2002	BX	2006	CB	2010	CF
1995	BN	1999	BT	2003	BY	2007	CC		

Universal® Product

Week (1-52), Year (Letter code from table below), Factory order number code, Plant code.

Example: 8 Z 027592 R. 8 is the 8th week of the year, Z is the year (1988), 027592 is the factory order code, R is the plant code (Ripley).

1992	D	1996	H	2000	M	2004	S	2008	W
1993	E	1997	J	2001	N	2005	T	2009	X
1994	F	1998	K	2002	P	2006	U		
1995	G	1999	L	2003	R	2007	V		



Distribution Marketing
1325 Heil Quaker Blvd.
LaVergne, TN 37086
PH: 800-672-6495
FAX: 800-468-2062

www.centuryelectricmotor.com

© 2014 Regal-Beloit Corporation Bulletin 1401D 5/2014

A Regal Brand



www.regalbeloit.com