



**FACE ON VENT** Custom sizes are not available on this product

Size: A x B	N.F.V.	Rough Opening	Material	Mill	Brown	White	QTY
16 in. x 4 in.	28 sq. in.	15 in. x 3 in.	Aluminum	FOV164M	FOV164BR	FOV164WH	36
16 in. x 4 in.	24 sq. in.	15 in. x 3 in.	Galvanized Steel	FOV164G	-	-	12
16 in. x 6 in.	42 sq. in.	15 in. x 5 in.	Aluminum	FOV166M	FOV166BR	FOV166WH	36
16 in. x 6 in.	40 sq. in.	15 in. x 5 in.	Galvanized Steel	FOV166G	-	-	12
16 in. x 8 in.	56 sq. in.	15 in. x 7 in.	Aluminum	FOV168M	FOV168BR	FOV168WH	36
16 in. x 8 in.	50 sq. in.	15 in. x 7 in.	Galvanized Steel	FOV168G	-	-	12



**FIXED FOUNDATION VENT** Custom sizes are not available on this product

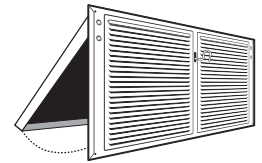
Size: A x B	N.F.V.	Rough Opening	Galvanized	Bonderized	QTY.	-	-
14 in. x 6 in. - 1/4 in. Mesh	51 sq. in.	-	FV146G	FV146B	25	-	-
14 in. x 6 in. - 1/8 in. Mesh	34 sq. in.	-	FV146-1/8G	-	25	-	-



Stucco Ready

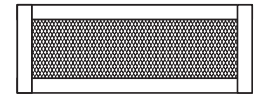
**ADJUSTABLE FOUNDATION VENT** Custom sizes are not available on this product

Size: A x B	N.F.V.	Rough Opening	CMI Part #	QTY.	-	-	-
16 in. x 4 in.	24 sq. in.	15 in. x 3 in.	VD416G	12	-	-	-
16 in. x 6 in.	40 sq. in.	15 in. x 5 in.	VD616G	12	-	-	-
16 in. x 8 in.	50 sq. in.	15 in. x 7 in.	VD816G	12	-	-	-
16 in. x 8 in.	36 sq. in.	15 in. x 7 in.	CLWI	12	-	-	-



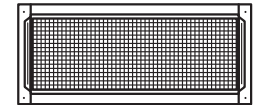
**SCREEN VENT** Galvanized steel vent for surface mount.

Size: A x B	N.F.V.	Rough Opening	CMI Part #	QTY.	-	-	-
16 in. x 4 in.	27.2 Sq. In.	14.5 in. x 2.5 in.	SCV164	25	-	-	-
16 in. x 6 in.	48.9 Sq. In.	14.5 in. x 4.5 in.	SCV166	25	-	-	-
16 in. x 8 in.	70.7 Sq. In.	14.5 in. x 6.5 in.	SCV168	25	-	-	-



**TWO WAY VENT** Galvanized steel vent, reversible nailing flange for plaster or surface mount.

Size: A x B	N.F.V.	Rough Opening	CMI Part #	QTY.	-	-	-
14 in. x 4 in.	33 Sq. In.	13.75 in. x 3.25 in.	TW144	30	-	-	-
14 in. x 6 in.	52 Sq. In.	13.75 in. x 5.25 in.	TW146	24	-	-	-
14 in. x 8 in.	71 Sq. In.	13.75 in. x 7.25 in.	TW148	16	-	-	-



**DECORATIVE PLASTIC VENT INSERTS**

Description	CMI Part #	Overall Dimensions	QTY.	-
Plastic Floral Insert	PIV614	1 in. x 5 in. x 13.5 in.	100	Fits standard 14 in. x 6 in. vent opening
Two-Way Vent with Insert	TWPIV	24.25 in. x 5 in.	24	



**MINI LOUVERS** Aluminum/Mill Finish. Individually bar coded.

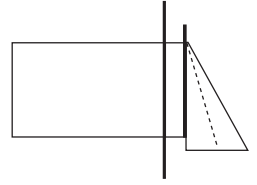
Size	N.F.V.	CMI Part #	QTY.	-	-	-	-
2 inch diameter	0.47 sq. in.	ML2	100	-	-	-	-
3 inch diameter	1.34 sq. in.	ML3	50	-	-	-	-
4 inch diameter	2.88 sq. in.	ML4	20	-	-	-	-



## DRYER VENT Galvanized Steel

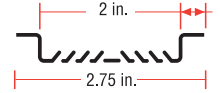
Description	CMI Part #	QTY.	-
4 inch Dryer Vent	DV4	14	

**DRYER VENT (DV4)** is designed for use where dryer exhaust terminates through a side wall. Galvanized steel, one-piece construction includes stem and damper. Nailing flange designed for plaster or surface mount.




## CONTINUOUS EAVE VENT Aluminum. 0.375 in. flange

Size	N.F.V./8 ft.	Mill	Brown	White	QTY.	-	-
2 in. x 8 ft.	72 sq. in.	CEV8M	CEV8BR	CEV8WH	50	-	-



## EAVE VENT Galvanized Steel

Size	N.F.V.	Rough Opening	CMI Part #	Gross Size	QTY.	Flange	-
14 in. x 5 in.	44 sq. in.	14.25 in. x 5.75 in.	EV145	14.5 in. x 5.5 in.	25	Stucco Flange	-
14 in. x 6 in.	44 sq. in.	14.25 in. x 5.75 in.	EV614	14.5 in. x 5.5 in.	25	Straight Flange	-
22 in. x 3 in.	39 sq. in.	22.375 in. x 3.75 in.	EV223	22.125 in. x 3.5 in.	25	Stucco Flange	-
22 in. x 6 in.	71 sq. in.	22.25 in. x 5.75 in.	EV622	22 in. x 5.5 in.	25	Straight Flange	-
22 in. x 7 in.	102 sq. in.	22.25 in. x 7.75 in.	EV722	22 in. x 7.5 in.	25	Straight Flange	-



Picture Shows Stucco Flange version

## VINYL SOFFIT VENT Vinyl. 140 sq. in. net free vent area per 10 foot length.

Size	N.F.V.	CMI Part #	QTY.	-	-	-	-
3/8 in. x 3 in. x 10 ft.	14 sq. in./ft.	PSSV38-10	25	-	-	-	-
1/2 in. x 3 in. x 10 ft.	14 sq. in./ft.	PSSSV12-10	13	-	-	-	-



## SOFFIT VENT Galvanized Steel. Nailing flange for stucco or surface mount.

Size	N.F.V.	Rough Opening	CMI Part #	QTY.	Gross Size	-	-
14 in. x 5 in.	65 sq. in.	14.5 in. x 5.5 in.	SV145	26	16.25 in. x 7 in.	-	-
22 in. x 3 in.	60 sq. in.	22.5 in. x 3.25 in.	SV223	9	24.25 in. x 5 in.	-	-



## KWIKMESH™ 1/8th inch Galvanized Utility Screen

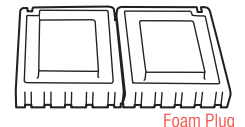
Size	CMI Part #	QTY.	-
4 in. x 25 ft.	KM425	6 rolls	
6 in. x 25 ft.	KM625	6 rolls	
8 in. x 25 ft.	KM825	3 rolls	
10 in. x 20 ft.	KM1020	3 rolls	
12 in. x 20 ft.	KM1220	3 rolls	




- Repair Soffit & Foundation Vents • Create New Ventilation • Control Rodents & Insects • Protect Tree Trunks • Replacement Screen

## FOUNDATION BLOCK VENTS & WINTER PLUGS

Description	CMI Part #	QTY.	-
6 in. x 7 in. x 16 in. - with damper door	DVB6	20	
8 in. x 7 in. x 16 in. - with damper door	DVB8	15	
Vent Air Foam Plugs (pair)	DVBP	40	
Lawrence Small Foam Plugs (pair)	DVBPSM	45	
Norwesco Large Foam Plugs (pair)	DVBPXL	36	



Foam Plug



Block Vent