

expanding on **82** years of experience



PRODUCT CATALOG

**CHAMPION**





**PROUD TO BE LEAD FREE**



# no lead no worries

because your health matters

- the EPA regulations state that hose bibs and valves **MUST** be **LEAD FREE** if potable use can be anticipated.
- Champion-Arrowhead products are 3rd-party certified to Lead Free standard by IAPMO.
- pending changes to the EPA standards will likely require that all plumbing valves be LEAD FREE.

## the Champion-Arrowhead mission

Champion-Arrowhead is a US-based manufacturer of plumbing valves and irrigation products with a rich history dating back to 1936. Our mission is to be the North American premier provider of these products and to stay true to our seven core values; customer commitment, quality, integrity, teamwork, respect, personal accountability, and good citizenship.

## our seven core values

### customer commitment

we strive to foster relationships that have a positive impact on our customers' success.

### quality

we provide outstanding products and unsurpassed customer service that bring premium value to our customers every day.

### integrity

we uphold the highest standards of integrity in all our actions.

### teamwork

we work together across all functions to meet the needs of our customers and create a winning company culture.

### respect

we value and respect our people, encourage their growth and celebrate their successes.

### personal accountability

we are all accountable for delivering on our commitments.

### good citizenship

we commit to being good citizens in the communities which we live and work and strive to improve the quality of life for communities in need.

**CHAMPION**





**CHAMPION**

| champion irrigation        |       |
|----------------------------|-------|
| irrigation valves.....     | 33-39 |
| sprinklers & bubblers..... | 40-47 |
| fittings.....              | 48    |
| tools.....                 | 49    |



| arrowhead brass & plumbing                        |       |
|---|-------|
| hose bibs.....                                    | 4-6   |
| sillcocks.....                                    | 7-8   |
| garden valves.....                                | 8-9   |
| washing machine valves.....                       | 10    |
| boiler drains &<br>evaporative cooler valves..... | 11    |
| commercial sillcocks.....                         | 12    |
| log lighter valves & kits.....                    | 13    |
| wall hydrants.....                                | 14-25 |
| vacuum breakers.....                              | 26-27 |
| hose bib, shower & drain adapters .....           | 28    |
| part kits.....                                    | 29-31 |

**CHAMPION  
PLUMBING**

| champion plumbing           |       |
|-----------------------------|-------|
| valves.....                 | 51-59 |
| hose bibs.....              | 60    |
| sillcocks.....              | 61    |
| boiler drains.....          | 62    |
| washing machine valves..... | 63    |
| supply lines.....           | 64    |
| REDIGRIP fittings.....      | 66-67 |



## standard hose bibs

### 201LF & 202LF



### features

- heavy duty lead-free bronze.
- IAPMO listed.
- exclusive one piece O-ring style bonnet and green tee handle.
- 3-year limited warranty.
- max pressure: 125 PSI.
- max temperature: 180° F.

| base model   | 201LF  | 202LF  |
|--------------|--|--|
| description  | standard hose bib<br>1/2 MIP with shank<br>lead free | standard hose bib<br>3/4 MIP with shank<br>lead free |
| weight (lbs) | 0.848  | 0.889  |
| pack qty     | 6  | 6  |
| case qty     | 36   | 36   |

### 301LF & 302LF



| base model   | 301LF                                  | 302LF                                  |
|--------------|--|--|
| description  | standard hose bib<br>1/2 MIP lead free | standard hose bib<br>3/4 MIP lead free |
| weight (lbs) | 0.695                                  | 0.737                                  |
| pack qty     | 12                                     | 12                                     |
| case qty     | 72                                     | 72                                     |

## available options

### loose key



# 301LKLF  
# 301LSLF  
LK: lock-shield with key  
LS: lock-shield; no key

### anti-siphon back-flow preventer



# 301BFPLF  
factory installed  
vacuum breaker-  
ASSE 1011 certified

### QuickTurn®



# 301QTLF  
easy on-off operation  
without letting go of  
the handle

### self-closing



# 301SCLF  
ADA approved; 5 lbs  
of pressure to operate

### plain-end



# 301PELF  
plain/no-thread outlet  
perfect for parks &  
camp-grounds

## repair & replacement parts

### stem repair parts kit



# PK1000  
seat washer (2) & screw  
(1), nylon washer (5) &  
handle screw (8)

### replacement stem assembly



# PK1100  
complete stem & bonnet  
replacement (1-6)

### replacement tee handle & screw



# PK1270  
green tee handle (7) &  
handle screw (8)

### replacement loose key



# PK1300  
loose key for LK style  
valves

### QuickTurn® Stem Assembly



# PK-QTASSY  
QT stem assembly  
with lever handle &  
screw

### loose key stem assembly

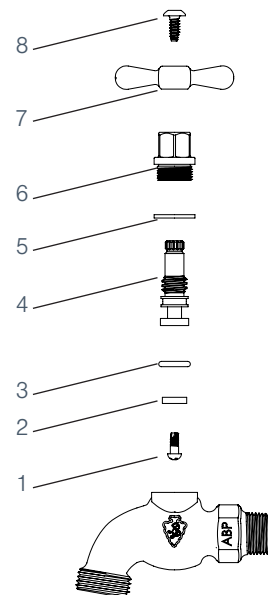


# PK1150  
loose key & lock-  
shield stem  
assembly

### replacement back-flow preventer



# 58BFP  
ASSE 1011;  
replacement fine  
thread vacuum  
breaker







no kink hose bibs

251LF - 351LF



252LF



253LF - 353LF



254CCLF



features

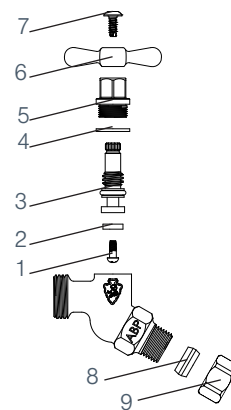
- heavy duty lead-free bronze: IAPMO listed.
- exclusive one piece O-ring style bonnet & green tee handle.
- 3-year limited warranty. max pressure: 125 PSI.
- max temperature: 180° F.

| base model   | 251LF                                 | 351LF                                 | 252LF   |
|--------------|---------------------------------------|---------------------------------------|---|
| description  | no-kink hose bib<br>1/2 MIP lead free | no-kink hose bib<br>3/4 MIP lead free | no-kink hose bib<br>1/2 or 3/4 sweat<br>lead free |
| weight (lbs) | 0.556                                 | 0.612                                 | 0.569   |
| pack qty     | 12                                    | 12                                    | 12  |
| case qty     | 72                                    | 72                                    | 72  |

| base model   | 253LF                                 | 353LF                                 | 245CCLF  |
|--------------|---------------------------------------|---------------------------------------|--|
| description  | no-kink hose bib<br>1/2 FIP lead free | no-kink hose bib<br>3/4 FIP lead free | no-kink hose bib<br>1/2 or 3/4<br>compression LF |
| weight (lbs) | 0.5                                   | 0.541                                 | 0.625  |
| pack qty     | 12                                    | 12                                    | 12   |
| case qty     | 72                                    | 72                                    | 72   |

available options

| loose key   | ant-siphon back-flow<br>preventer   | QuickTurn®   |
|---|---|--|
|   |   |  |
| # 251LKLF<br># 251LSLF<br>LK: lock-shield with key<br>LS: lock-shield; no key | # 253BFPLF<br>Factory installed<br>vacuum breaker-<br>ASSE 1011 certified | # 252QTLF no adder<br>easy on-off operation<br>without letting go of<br>the handle |



repair & replacement parts

| stem repair parts kit  | replacement stem<br>assembly                               | replacement tee<br>handle & screw                      | 1/2" copper<br>compression kit                                    | loose key stem<br>assembly                              | QuickTurn® Stem<br>Assembly                                     | replacement back-<br>flow preventer                                   |
|--|--|--|---|---|---|---|
|  |  |  |   |   |   |   |
| # PK1000<br>seat washer (2) & screw<br>(1), nylon washer (4) &<br>handle screw (7) | # PK1100<br>complete stem &<br>bonnet replacement<br>(1-5) | # PK1270<br>green tee handle (6)<br>& handle screw (7) | # PK1180<br>replacement<br>compression nut (9)<br>and ferrule (8) | # PK1150<br>loose key &<br>lock-shield stem<br>assembly | # PK-QTASSY<br>QT stem assembly<br>with lever handle &<br>screw | # 58BFP<br>ASSE 1011;<br>replacement fine<br>thread vacuum<br>breaker |



## Arrow-Breaker® hose bibs

261LF - 361LF



262LF



263LF - 363LF



264CCLF



### available options

loose key &  
less key



# 261LKLF

LK: lock-shield with key  
LS: lock-shield; no key



ASSE 1011



### features

- heavy duty lead-free bronze.
- patented Arrow-Breaker®: built-in anti-siphon back-flow preventer that protects your water supply from harmful contaminants.
- ASSE 1011 approved, IAPMO certified.
- exclusive one piece O-ring style bonnet & green tee handle.
- 3-year limited warranty.
- max pressure: 125 PSI.
- max temperature: 180° F.
- high flow rate: 11-12 gallons per minute at 50 PSI.

| base model   | 261LF                                 | 361LF                                 | 262LF   |
|--------------|---------------------------------------|---------------------------------------|---|
| description  | no-kink hose bib<br>1/2 MIP lead free | no-kink hose bib<br>3/4 MIP lead free | no-kink hose bib<br>1/2 or 3/4 SWT<br>lead free |
| weight (lbs) | 0.59                                  | 0.602                                 | 0.59  |
| pack qty     | 12                                    | 12                                    | 12  |
| case qty     | 72                                    | 72                                    | 72  |

| base model   | 263                                   | 363LF                                 | 264CCLF  |
|--------------|---------------------------------------|---------------------------------------|--|
| description  | no-kink hose bib<br>1/2 FIP lead free | no-kink hose bib<br>3/4 FIP lead free | no-kink hose bib<br>1/2 compression<br>lead free |
| weight (lbs) | 0.518                                 | 0.552                                 | 0.59   |
| pack qty     | 12                                    | 12                                    | 12   |
| case qty     | 72                                    | 72                                    | 72   |

### repair & replacement parts

replacement stem  
assembly



# PK1600

replacement  
Arrow-Breaker® stem &  
bonnet assembly (1-9)

loose key stem  
assembly



# PK1600LK

Arrow-Breaker®  
loose key & lock-  
shield stem assembly


replacement tee  
handle & screw



# PK1270

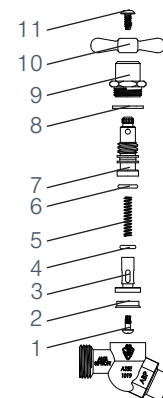
green tee handle  
(10) & handle screw  
(11)

1/2" copper  
compression kit



# PK1180

replacement  
compression nut and  
ferrule for 221CCRBLF





solid flange sillcocks

255LF & 355LF



features

- heavy duty lead-free bronze.
- IAPMO listed.
- exclusive one piece O-ring style bonnet & green oval handle.
- 3-year limited warranty.
- max pressure 125 PSI.
- max temperature 180° F.

| base model   | 255LF                      | 355LF                      |
|--------------|----------------------------|----------------------------|
| description  | sillcock 1/2 FIP lead free | sillcock 3/4 FIP lead free |
| weight (lbs) | 0.639                      | 0.67                       |
| pack qty     | 6                          | 6                          |
| case qty     | 36                         | 36                         |

255SWLF & 355SWLF



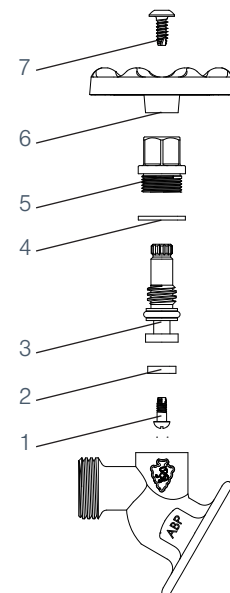
| base model   | 255SWLF                      | 355SWLF                      |
|--------------|------------------------------|------------------------------|
| description  | sillcock 1/2 sweat lead free | sillcock 3/4 sweat lead free |
| weight (lbs) | 0.694                        | 0.67                         |
| pack qty     | 6                            | 6                            |
| case qty     | 36                           | 36                           |

available options

| loose key   | anti-siphon back-flow preventer  | self-draining vacuum breaker                             | QuickTurn®  | 1/2" PEX Inlet               |
|---|--|--|---|------------------------------|
|   |  |  |   |                              |
| # 255LKLF<br># 255LSLF<br>LK: Lock-shield with key<br>LS: Lock-shield; no key | # 255BFPLF<br>factory installed vacuum breaker-<br>ASSE 1011 certified | # 255BFPSDLF<br>self-draining anti-siphon vacuum breaker | # 255QTLF<br>easy on-off operation without letting go of the handle | # 255PEXLF<br>1/2" PEX inlet |

repair & replacement parts

| stem repair parts kit  | replacement stem assembly                            | replacement oval handle & screw                              | replacement loose key   |
|--|--|--|---|
|  |  |  |   |
| # PK1000<br>seat washer (2) & screw (1), nylon washer (4) & handle screw (7) | # PK1100<br>complete stem & bonnet replacement (1-6) | # PK1290<br>green tee handle (6) & handle screw (7)          | # PK1300<br>loose key for LK style valves                       |
| QuickTurn® Stem Assembly   | loose key stem assembly                              | replacement back-flow preventer                              | self-draining vacuum breaker                                    |
|  |  |  |   |
| # PK-QTASSY<br>QT stem assembly with lever handle & screw                    | # PK1150<br>loose key & lock-shield stem assembly    | # 58BFP<br>ASSE 1011; replacement fine thread vacuum breaker | # 59BFP<br>ASSE 1019; self-draining vacuum breaker; fine thread |





## Arrow-Breaker® sillcocks & garden valves

265LF - 365LF



265SWLF - 365SWLF



269LF



965LF



### available options

loose key



# 265LKLF

LK: lock-shield with key  
LS: lock-shield; no key



### features

- heavy duty lead-free bronze.
- patented Arrow-Breaker®: built-in anti-siphon back-flow preventer that protects your water supply from harmful contaminants.
- ASSE 1011 approved, IAPMO certified.
- exclusive one piece O-ring style bonnet & green oval handle.
- 3-year limited warranty.
- max pressure: 125 PSI.
- max temperature: 180° F.
- high flow rate: 11-12 gallons per minute at 50 PSI.
- 965LF features nested 1/2" & 3/4" FIP threads.

| base model   | 265LF                      | 265SWLF                      | 269LF                      |
|--------------|----------------------------|------------------------------|----------------------------|
| description  | sillcock 1/2 FIP lead free | sillcock 1/2 sweat lead free | sillcock 1/2 PEX lead free |
| weight (lbs) | 0.656                      | 0.685                        | 0.686                      |
| pack qty     | 6                          | 6                            | 6                          |
| case qty     | 36                         | 36                           | 36                         |

| base model   | 365LF                      | 365SWLF                      | 965LF   |
|--------------|----------------------------|------------------------------|---|
| description  | sillcock 3/4 FIP lead free | sillcock 3/4 sweat lead free | garden valve nested threads 1/2" & 3/4" FIP lead free |
| weight (lbs) | 0.686                      | 0.715                        | 0.667   |
| pack qty     | 6                          | 6                            | 6   |
| case qty     | 36                         | 36                           | 36  |

### repair & replacement parts

replacement stem assembly



# PK1600

replacement Arrow-Breaker® stem & bonnet assembly (1-9)

loose key stem assembly



# PK1600LK

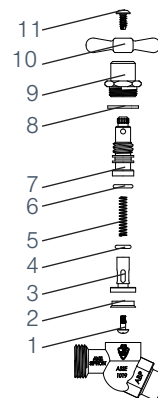
Arrow-Breaker® loose key & lock-shield stem assembly

replacement oval handle & screw



# PK1290

green oval handle (10) & handle screw (11)







garden valves

925LF



930LF



975LF




980LF



features

- heavy duty lead-free bronze.
- IAPMO listed.
- 3-year limited warranty.
- max pressure: 125 PSI.
- max temperature: 180° F.
- 925LF & 975LF models feature dual "nested" 1/2" & 3/4" FIP threads.

| base model   | 925LF                                    | 930LF                               | 975LF                                     | 980LF                                |
|--------------|--|-------------------------------------|---|--------------------------------------|
| description  | lead free 1/2" & 3/4" FIP nested threads | lead free garden valve-1" FIP inlet | lead free 1/2" & 3/4" inlet-inverted nose | lead free 1" FIP inlet-inverted nose |
| weight (lbs) | 0.67                                     | 0.67                                | 0.78                                      | 0.89                                 |
| pack qty     | 6  | 6                                   | 6   | 6                                    |
| case qty     | 36                                       | 36                                  | 36  | 36                                   |



- \*Nested threads:
- 1/2" & 3/4" FIP Inlet

available options

loose key



anti-siphon back-flow preventer

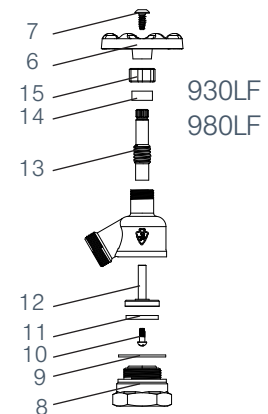
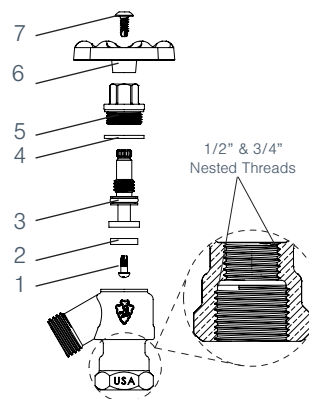


# 925LKLF  
# 925LSLF

LK: lock-shield with key  
LS: lock-shield; no key

# 930BFPLF

factory installed vacuum breaker-  
ASSE 1011 certified



repair & replacement parts

replacement stem  
925LF - 975LF



# PK1140  
complete stem &  
bonnet assembly  
(#'s 1-5)

replacement stem  
930LF - 980LF



# PK1130  
complete stem,  
washer & packing  
assembly ('s 10-15)

replacement oval  
handle & screw



# PK1290  
green tee handle (6)  
& handle screw (7)

replacement base  
nut & gasket



# PK1240  
base nut & gasket  
for 930LF & 980LF  
garden valves ('s 8 & 9)

replacement back-  
flow preventer



# 58BFP  
ASSE 1011;  
replacement fine  
thread vacuum  
breaker



## washing machine valves

221CCLF



247LF



248LF



249LF



250LF

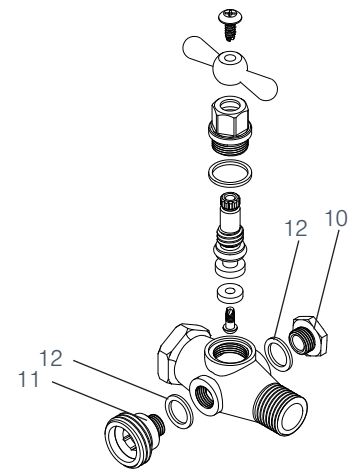
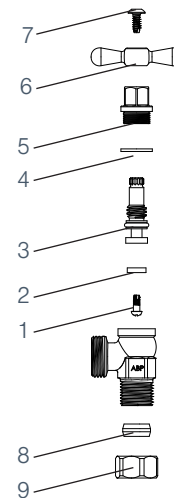


### features

- heavy duty lead-free bronze.
- IAPMO listed.
- various configurations and connections with 1/2" pipe inlet.
- exclusive one piece O-ring style bonnet & burnished tee handle .
- satin/nickel plated finish.
- 3-year limited warranty.
- max pressure: 125 PSI.
- max temperature: 180° F.

| base model   | 221CCLF                                   | 247LF                                  | 248LF   |
|--------------|---|--|---|
| description  | WMV 1/2 comp inlet x 3/4 M hose thread LF | WMV 1/2 FIP inlet x 3/4 hose thread LF | WMV 1/2 FIP x MIP reversible bypass w. side 3/4 thread LF |
| weight (lbs) | 0.514                                     | 0.486                                  | 0.737   |
| pack qty     | 12  | 12                                     | 12  |
| case qty     | 72  | 72                                     | 72  |

| base model   | 249LF   | 250LF  |
|--------------|---|--|
| description  | WMV 1/2 FIP x 3/4 M hose thread-top handle-LF | WMV 1/2 FIP x 1/2 MIP bypass w/ 3/4 bottom thread-LF |
| weight (lbs) | 0.389   | 0.653  |
| pack qty     | 24  | 12   |
| case qty     | 144   | 72   |



## repair & replacement parts

stem repair parts kit



# PK1000  
seat washer (2) & screw (1), nylon washer (4) & handle screw (7)

replacement stem assembly



# PK1110  
complete stem & bonnet replacement (1-5); nickel plated

replacement tee handle & screw



# PK1260  
burnished tee handle (6) & handle screw (7)

loose key stem assembly




# PK1155  
loose key & lock-shield stem assembly; nickel plated

replacement hose, plug and washers



# PK1200  
replacement plug (10), hose connection (11) & washers (12) for 248LF

1/2" copper compression kit



# PK1170  
compression nut (9) and ferrule (8) for 221CCLF; nickel plated



## boiler drains & evaporative cooler

221LF - 223LF



220LF - 222LF



221CCRBLF



225LF



240LF - 245LF



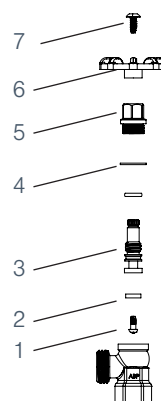
### features

- heavy duty lead-free bronze.
- IAPMO listed
- exclusive one piece O-ring style bonnet.
- 3-year limited warranty.
- max pressure: 125 PSI.
- max temperature: 180° F.
- models 240LF and 245LF evaporative cooler valves include 1/8" side tap.

| base model   | 220LF                          | 221LF                          | 221CCRBLF                              | 222LF                          |
|--------------|--------------------------------|--------------------------------|--|--------------------------------|
| description  | boiler drain 3/4 FIP lead free | boiler drain 1/2 MIP lead free | boiler drain 1/2 compression lead free | boiler drain 1/2 FIP lead free |
| weight (lbs) | 0.569                          | 0.444                          | 0.514                                  | 0.486                          |
| pack qty     | 12                             | 12                             | 12                                     | 12                             |
| case qty     | 72                             | 72                             | 72                                     | 72                             |

| base model   | 223LF                          | 223SWLF                          | 225LF  | 240LF  |
|--------------|--------------------------------|----------------------------------|--|--|
| description  | boiler drain 3/4 MIP lead free | boiler drain 3/4 sweat lead free | inverted nose boiler drain 1/2 MIP lead free | evap cooler valve 3/4 FIP inlet w-1/8 tap-LF |
| weight (lbs) | 0.458                          | 0.458                            | 0.49   | 0.556  |
| pack qty     | 12                             | 12                               | 12   | 12   |
| case qty     | 72                             | 72                               | 72   | 72   |

| base model   | 245LF   |
|--------------|---|
| description  | evap cooler valve 3/4 hose inlet w-1/8 tap - LF |
| weight (lbs) | 0.556   |
| pack qty     | 12  |
| case qty     | 72  |



stem repair parts kit



# PK1000  
seat washer (2) &  
screw (1), nylon  
washer (4) & handle  
screw (7)

replacement stem  
assembly




# PK1100  
complete stem &  
bonnet replacement  
(1-5)

wheel handle &  
screw



# PK1250  
replacement green  
wheel handle (6) &  
handle screw (7)

1/2" copper  
compression kit



# PK1180  
replacement  
compression nut and  
ferrule for 221CCRBLF

QuickTurn® stem  
assembly



# PK-QTASSY  
QT stem assembly  
with lever handle &  
screw

loose key stem  
assembly



# PK1150  
loose key &  
lock-shield stem  
assembly

replacement back-  
flow preventer



# 58BFP  
ASSE 1011;  
replacement fine  
thread vacuum  
breaker




## commercial sillcocks

25LF & 35LF



28LF & 38LF



25CLF & 35CLF



28CLF & 38CLF



25PLF & 35PLF



28PLF & 38PLF



### features

- heavy duty lead-free bronze: IAPMO listed
- loose-key with handle
- anti-siphon
- 3-year limited warranty
- max pressure: 125 PSI
- max temperature: 180° F
- individually packaged

| base model  | 25LF              | 25CLF                     | 25PLF                     |
|-------------|-------------------|---------------------------|---------------------------|
| description | 1/2" FIP<br>brass | 1/2" FIP<br>chrome plated | 1/2" FIP<br>nickel plated |

| base model  | 25SWLF                     | 25SWCLF                            | 25SWPLF                            |
|-------------|----------------------------|------------------------------------|------------------------------------|
| description | 1/2" copper sweat<br>brass | 1/2" copper sweat<br>chrome plated | 1/2" copper sweat<br>nickel plated |

| base model  | 35LF     | 35CLF    | 35PLF    |
|-------------|----------|----------|----------|
| description | 3/4" FIP | 3/4" FIP | 3/4" FIP |

| base model  | 35SWLF                     | 35SWCLF                            | 35SWPLF                            |
|-------------|----------------------------|------------------------------------|------------------------------------|
| description | 3/4" copper sweat<br>brass | 3/4" copper sweat<br>chrome plated | 3/4" copper sweat<br>nickel plated |

| base model  | 28LF                      | 28CLF                                      | 28PLF                                      |
|-------------|---------------------------|--|--|
| description | 1/2" FIP<br>self-draining | 1/2" FIP<br>self-draining<br>chrome plated | 1/2" FIP<br>self-draining<br>nickel plated |

| base model  | 28SWLF                             | 28SWCLF   | 28SWPLF   |
|-------------|------------------------------------|---|---|
| description | 1/2" copper sweat<br>self-draining | 1/2" copper sweat<br>self-draining<br>chrome plated | 1/2" copper sweat<br>self-draining<br>nickel plated |

| base model  | 38LF                      | 38CLF                                      | 38PLF                                      |
|-------------|---------------------------|--|--|
| description | 3/4" FIP<br>self-draining | 3/4" FIP<br>self-draining<br>chrome plated | 3/4" FIP<br>self-draining<br>nickel plated |

| base model  | 38SWLF                             | 38SWCLF   | 38SWPLF   |
|-------------|------------------------------------|---|---|
| description | 3/4" copper sweat<br>self-draining | 3/4" copper sweat<br>self-draining<br>chrome plated | 3/4" copper sweat<br>self-draining<br>nickel plated |

## repair & replacement parts

stem repair parts kit



# PK1000  
seat washer (2) & screw  
(1), nylon washer (4) &  
handle screw (7)

loose key stem  
assembly



# PK1150  
loose key & lock-  
shield stem  
assembly

replacement oval  
handle & screw



# PK1250LK  
green wheel handle  
(6) & handle screw  
(7)

replacement loose  
key



# PK1300  
loose key for LK  
style valves

replacement back-flow  
preventer

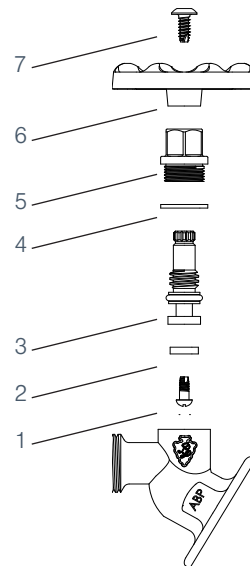


# 58BFP  
ASSE 1011;  
replacement fine  
thread vacuum  
breaker

self-draining vacuum  
breaker



# 59BFP  
ASSE 1019;  
self-draining vacuum  
breaker; fine thread



ASSE 1011





## log lighter valves & kits

### 258 series



### 259 series



### 258KIT - 259KIT



### 258LLB



### 258LPA



### features

- high quality bronze construction.
- 1/2" female iron pipe connections.
- IAPMO certified, class 3371-08 / 3371-88, ANSI Z21.15/CSA 9.1.
- teflon seat washer.
- valves are rated at 154,000 BTU per hour rating at a 1.0" water column.
- log lighter bar has three 1/2" IPS inlets with 2 countersunk plugs.
- all valves are tested to 100 PSI.
- log lighter keys have 5/16" square drive.



| base model   | 258  | 258KIT  | 258LP  | 258NC                                   |
|--------------|--|---|--|---|
| description  | 1/2 FIP straight gas log lighter w/chrome flange & key | 1/2 straight gas log lighter w/chrome flange & key LL bar | 1/2 FIP straight propane log lighter chrome flange & key | 1/2 straight gas log lighter valve only |
| weight (lbs) | 1.194  | 3.887   | 1.194  | 0.81                                    |
| pack qty     | 6  | 1   | 6  | 12                                      |
| case qty     | 36   | 1   | 36   | 72                                      |

| base model   | 259   | 259KIT   | 259LP   | 259NC                                |
|--------------|---|--|---|--------------------------------------|
| description  | 1/2 angle gas log lighter w/chrome flange & key | 1/2 angle gas log light w/chrome flange & key LL bar | 1/2 FIP angle propane log lighter chrome flange & key | 1/2 angle gas log lighter valve only |
| weight (lbs) | 1.194   | 3.887  | 1.194   | 0.81                                 |
| pack qty     | 6   | 1  | 6   | 12                                   |
| case qty     | 36  | 1  | 36  | 72                                   |

| base model   | 258LLB          | 258-LPA                |
|--------------|-----------------|------------------------|
| description  | Log Lighter Bar | Liquid Propane adapter |
| weight (lbs) | 2.68            | 1                      |
| pack qty     | 1               | 1                      |
| case qty     | 12              | 12                     |

## valve accessories

### chrome key & flange



# PK1320

replacement key & flange for Arrowhead log lighter valves

### polished brass key & flange



# PK1330

polished brass key & flange for Arrowhead log lighter valves

### polished brass key



# 51PB

# PK1340  
LL key - polished brass (PK - retail packaged)

### log lighter key



# 51

# PK1345  
standard LL key (PK - retail packaged)


### flange - polished brass



# 44PB

polished brass log lighter valve flange

### flange - chrome



# 44

chrome log lighter valve flange

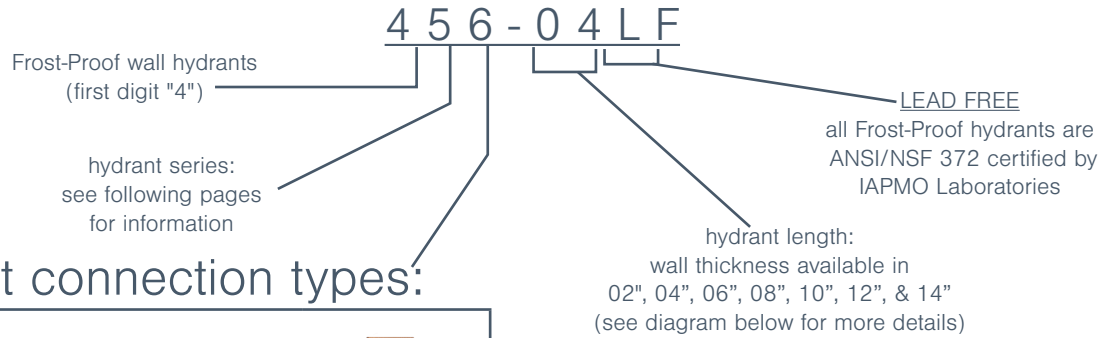
### 12" log lighter key

# 52-12  
12" LL key



## frost-proof wall hydrants

### Frost-Proof model # identification:



### inlet connection types:

|          |   |  |
|----------|---|--|
| <u>1</u> | 3/4"<br>Uponor Style Pex  |  |
| <u>2</u> | 1/2"<br>Uponor style Pex  |  |
| <u>5</u> | dual connections:<br>1/2" female pipe thread ID.<br>3/4" male pipe thread OD. |  |
| <u>6</u> | dual connections<br>1/2" copper sweat ID.<br>1/2" male pipe thread OD.        |  |
| <u>7</u> | 3/4" PEX (crimp type)   |  |
| <u>8</u> | dual connections:<br>3/4" copper sweat ID.<br>3/4" male pipe thread OD.       |  |
| <u>9</u> | 1/2" PEX (crimp type)   |  |

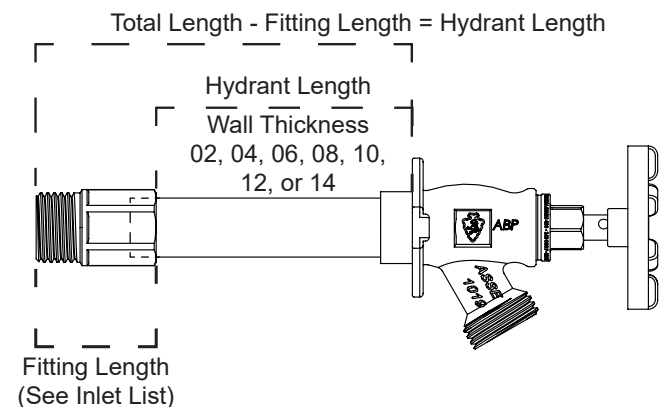
### how to measure a Frost-Proof stem:

- 1- identify the model of frost-proof hydrant installed
- 2- measure overall length of the stem assembly



- 3- subtract 4" & add to PK #:  
PK2004: 8" overall length stem for  
420 Series hydrant with 4" wall depth

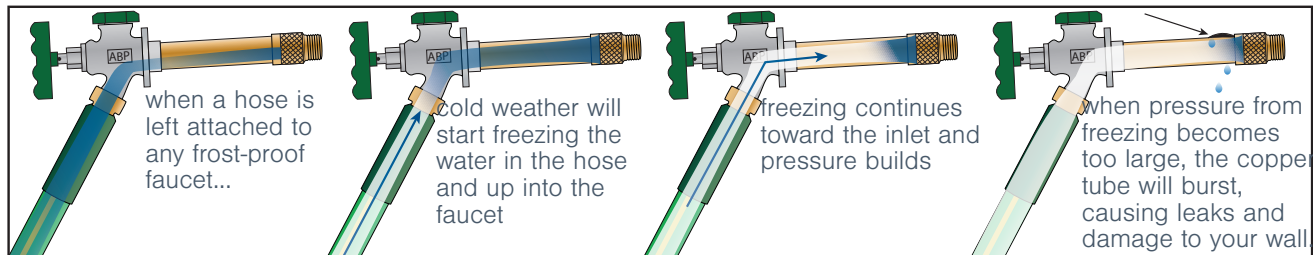
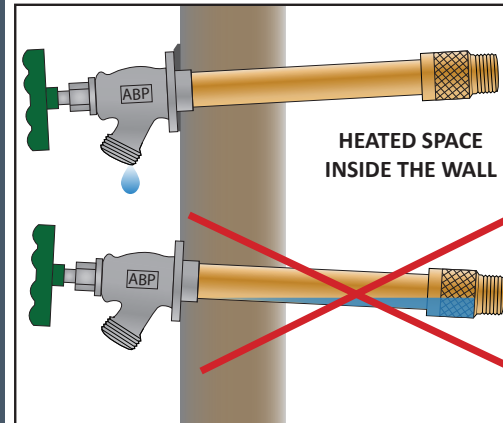
### hydrant dimensions





## frost-proof installation and use guide

- frost-proof wall hydrants are designed to prevent damage from freezing water in plumbing systems. frost-proof wall hydrants separate the water supply from the cold weather by shutting-off flow at the heated area inside wall.
- for a frost-proof wall hydrant to work properly, it must be installed at a slight downward angle toward the spout (as shown to right) so water will drain when it is shut-off. The gap spacer wedge sold with every arrowhead frost-proof hydrant should be used to ensure proper installation with a downward tilt.
- if the hydrant is installed level or at an upward angle, water will not drain properly and may freeze inside the faucet and cause the copper tube to burst.



when a hose or other restriction is left attached to the faucet (such as an irrigation timer, “y” hose splitter, or add-on back-flow preventer), water will not drain from the faucet properly. water inside the hose will begin to freeze upward toward the back, or “seat”, of the faucet, and the pressure inside the copper tubing will exceed capacity and burst. this will cause leaks within the wall, usually after some time when the faucet is turned on next, and can cause considerable damage. frost-proof wall hydrants are designed in such a way that this sort of damage can be avoided as long as the user ensures the faucets are angled downward and all hoses/devices are removed so the faucets can drain.

the only cause of a burst frost-proof hydrant is water expansion from freezing inside the copper tube that was not drained properly. properly installed valves (with downward tilt) will always drain unless a hose or other device was left attached.




- gray gap spacer included with every wall hydrant. Labeled: “REMOVE HOSE IN FREEZING WEATHER”
- use to tilt hydrant downward to allow draining.









## 420 series anti-siphon wall hydrants

422-04QTLF



Frost-Proof  
Anti-Siphon  
Lead-Free  
QuickTurn®



| base model | description  |   | case qty |
|------------|--|---|----------|
| 421-xxQTLF | 420 series anti-siphon wall hydrant, 3/4" Uponor         |    | 24       |
| 422-xxQTLF | 420 series anti-siphon wall hydrant, 1/2" Uponor         |    | 24       |
| 425-xxQTLF | 420 series anti-siphon wall hydrant, 1/2" FIP & 3/4" MIP |  | 24       |
| 426-xxQTLF | 420 series anti-siphon wall hydrant, 1/2" MIP & sweat    |  | 24       |
| 427-xxQTLF | 420 series anti-siphon wall hydrant, 3/4" PEX            |  | 24       |
| 428-xxQTLF | 420 series anti-siphon wall hydrant, 3/4" MIP & sweat    |  | 24       |
| 429-xxQTLF | 420 series anti-siphon wall hydrant, 1/2" PEX            |  | 24       |

### features


- heavy pattern lead-free bronze: IAPMO listed.
- exclusive O-ring bonnet & stem design.
- integral anti-siphon back-flow prevention: ASSE 1019-A approved, IAPMO certified.
- includes QuickTurn® style operation: easy on/off without letting go of the handle.
- rubber coated oval handle.
- available in 2, 4, 6, 8, 10, 12 & 14 inch lengths (longer lengths available by special order).



ASSE 1019-A: Anti-Siphon  
NSF/ANSI 372: Lead Free

### available option

removable loose key  
lock-shield  
insert "LK": 425-04LKLF



### loose key

lock-shield & removable loose key to  
prevent use without the key





## 420 series repair instructions:

### leaking out of the weep hole during use:

- cause: worn out O-ring on inside of check assembly. occurs over time or if the faucet is left "ON" for long periods of time.
- solution: faucet installed after 1999 or the faucet stem check assembly is spring-less replace with PK2016 check assembly or full stem PK2004-PK2014.

### leaking faucet with spring-loaded check:

- cause: worn out parts and seals
- solution: replace stem assembly with a "SP" stem (PK-2004SP-PK2014SP) with added 1/4 " length or replace hydrant.











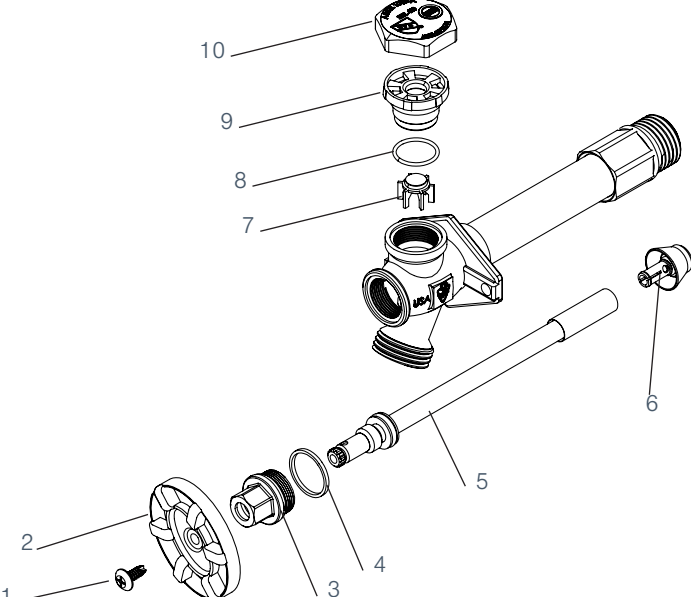
### leaking out of the green cap air-vent:

- cause: worn, broken or missing parts.
- solution: remove old parts and replacing with PK1430 components.
- follow assembly diagram.

### leaking when "OFF":

- cause: worn washer or broken faucet seat.
- solution: replace the check-assembly or entire stem.
- if replacement parts do not work, contact Champi-on-Arrowhead.

## repair & replacement parts

|   |  |   |   |   |   |   |
|---|--|---|---|---|---|---|
| <b>air-vent assembly</b><br><br><b># PK1430</b><br>includes green cap, housing, plunger, & O-ring (#'s 7-10)           | <b>rubber-coated handle &amp; screw</b><br><br><b># PK1295</b><br>rubber-coated green oval handle (# 2) & stainless screw (# 1) | <b>spring-less check assembly</b><br><br><b># PK2016</b><br>replacement spring-less check assembly (# 6)               | <b>gap-spacer wedge</b><br><br><b># PK1450</b><br>replacement gap spacer, used to tilt faucet downward | <b>420 series 4" stem assembly</b><br><br><b># PK2004</b><br>4-inch hydrant stem assembly (# 3-6) (8" total length) | <b>420 series 6" stem assembly</b><br><br><b># PK2006</b><br>6-inch hydrant stem assembly (# 3-6) (10" total length) | <b>420 Series 8" Stem Assembly</b><br><br><b># PK2008</b><br>8-inch hydrant stem assembly (# 3-6) (12" total length) |
| <b>420 series 10" stem assembly</b><br><br><b># PK2010</b><br>10-inch hydrant stem assembly (# 3-6) (14" total length) | <b>420 series 12" stem assembly</b><br><br><b># PK2012</b><br>12-inch hydrant stem assembly (# 3-6) (16" total length)          | <b>420 series 14" stem assembly</b><br><br><b># PK2014</b><br>14-inch hydrant stem assembly (# 3-6) (18" total length) |   |   |   |   |


PK2004 = 8"  
 PK2006 = 10"  
 PK2008 = 12"  
 PK2010 = 14"  
 PK2012 = 16"  
 PK2014 = 18"

\*for 420 series hydrants installed prior to 1999, use PK20\_\_SP stem assembly to replace old style stems that have a spring check assembly.  
 contact Champion-Arrowhead for more details



## 450 series standard wall hydrants

456-04LF



Frost-Proof  
Anti-Siphon  
Lead-Free  
QuickTurn®



| base model | description   |  | case qty |
|------------|---|--|----------|
| 451-xxLF   | 450 series standard wall hydrant, 3/4" Uponor         |  | 24       |
| 452-xxLF   | 450 series standard wall hydrant, 1/2" Uponor         |  | 24       |
| 455-xxLF   | 450 series standard wall hydrant, 1/2" FIP & 3/4" MIP |  | 24       |
| 456-xxLF   | 450 series standard wall hydrant, 1/2" MIP & SWEAT    |  | 24       |
| 57-xxLF    | 450 series standard wall hydrant, 3/4" PE             |  | 24       |
| 458-xxLF   | 450 series standard wall hydrant, 3/4" MIP & SWEAT    |  | 24       |
| 459-xxLF   | 450 series standard wall hydrant, 1/2" PEX            |  | 24       |


### features

- heavy pattern lead free bronze: NSF/ANSI 372 certified, IAPMO listed.
- exclusive O-ring bonnet and stem design.
- green oval handle.
- available in 2, 4, 6, 8, 10, 12 & 14 inch lengths (longer lengths available by special order).
- does not offer anti-siphon protection; not code approved.



### available option

removable loose key  
lock-shield  
insert "LK": 455-04LKLF



### loose key

lock-shield & removable loose key to prevent use without the key



## 450 series repair instructions:










### leaking when "OFF":

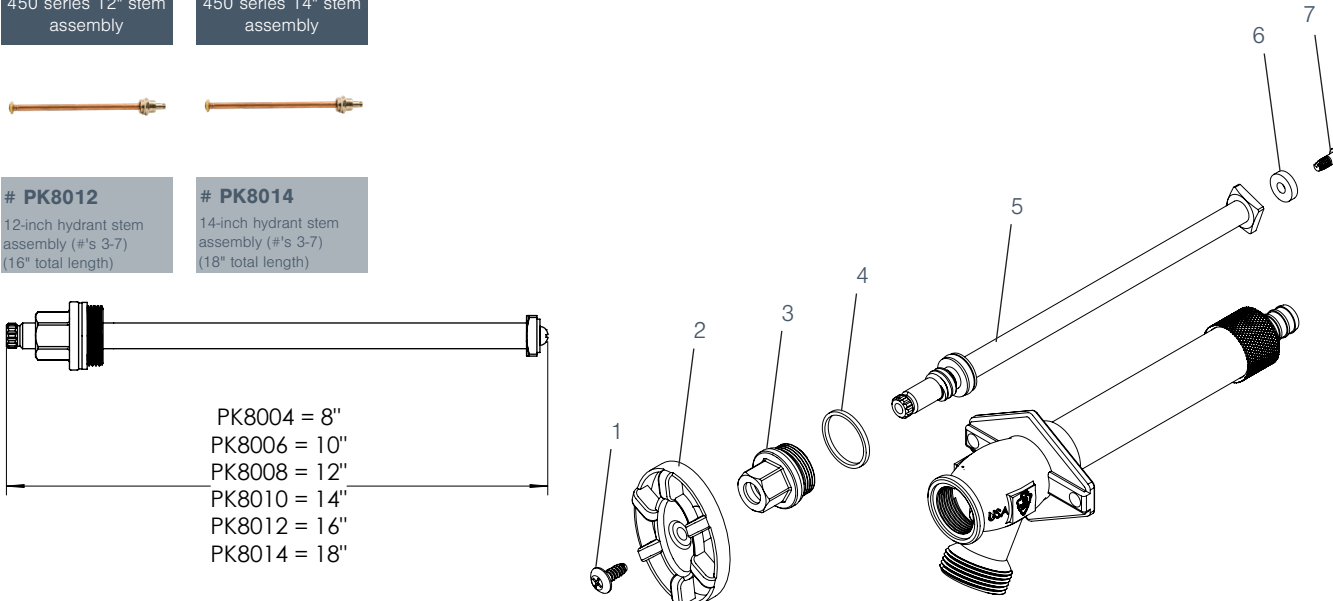
- cause: worn out washer or broken faucet seat.
- replace entire stem [PK8004-PK8014]-suggested.
- replace seat washer & screw at end of the stem [PK1000].
- if original stem is not a standard length (even lengths 4"-18" total length), special order stems are available.

### leaking out of the packing nut or bonnet:

- cause: loose bonnet or worn out seals in the bonnet.
- if the bonnet has the old 2-piece style with graphite packing, suggested to replace stem [PK8004-PK8014].
- if the bonnet is the new O-ring style, repair stem with PK1000.

## repair & replacement parts

|  |   |  |   |  |   |  |
|--|---|--|---|--|---|--|
| <b>stem rebuild kit</b><br>             | <b>green oval handle &amp; screw</b><br> | <b>gap-spacer wedge</b><br> | <b>450 series 4" stem assembly</b><br> | <b>450 series 6" stem assembly</b><br> | <b>450 series 8" stem assembly</b><br> | <b>450 series 10" stem assembly</b><br> |
| <b># PK1000</b><br>seat washer (# 6) & screw (7), nylon washer (4) & handle screw (1)                                      | <b># PK1295</b><br>green oval handle (# 2) & stainless screw (# 1)  | <b># PK1450</b><br>replacement gap spacer, used to tilt faucet downward  | <b># PK8004</b><br>4-inch hydrant stem assembly (#'s 3-7) (8" total length)   | <b># PK8006</b><br>6-inch hydrant stem assembly (#'s 3-7) (10" total length)   | <b># PK8008</b><br>8-inch hydrant stem assembly (#'s 3-7) (12" total length)  | <b># PK8010</b><br>10-inch hydrant stem assembly (#'s 3-7) (14" total length)  |
| <b>450 series 12" stem assembly</b><br> | <b>450 series 14" stem assembly</b><br>  |  |   |  |   |  |
| <b># PK8012</b><br>12-inch hydrant stem assembly (#'s 3-7) (16" total length)  | <b># PK8014</b><br>14-inch hydrant stem assembly (#'s 3-7) (18" total length)   |  |   |  |   |  |




PK8004 = 8"  
 PK8006 = 10"  
 PK8008 = 12"  
 PK8010 = 14"  
 PK8012 = 16"  
 PK8014 = 18"



## 460 series Arrow-Breaker® wall hydrants

469-04QTLF



Frost-Proof  
Anti-Siphon  
Lead-Free  
QuickTurn®



| base model | description  |  | case qty |
|------------|--|--|----------|
| 461-xxQTLF | 460 series anti-siphon wall hydrant, 3/4" Uponor         |  | 24       |
| 462-xxQTLF | 460 series anti-siphon wall Hydrant, 1/2" Uponor         |  | 24       |
| 465-xxQTLF | 460 series anti-siphon wall hydrant, 1/2" FIP & 3/4" MIP |  | 24       |
| 466-xxQTLF | 460 series anti-siphon wall Hydrant, 1/2" MIP & Sweat    |  | 24       |
| 467-xxQTLF | 460 series anti-siphon wall hydrant, 3/4" PEX            |  | 24       |
| 468-xxQTLF | 460 series anti-siphon wall hydrant, 3/4" MIP & sweat    |  | 24       |
| 469-xxQTLF | 460 series anti-siphon wall hydrant, 1/2" PEX            |  | 24       |

### features


- heavy pattern lead-free bronze: NSF/ANSI 372 certified lead free, IAPMO listed.
- patented Arrow-Breaker integral anti-siphon back-flow prevention: ASSE 1019-A approved, IAPMO certified.
- includes QuickTurn® style operation: easy on/off without letting go of the handle.
- exclusive O-ring bonnet & stem design with rubber coated oval handle.
- available in 2, 4, 6, 8, 10, 12 & 14 inch lengths (longer lengths available by special order, contact Champion-Arrowhead for details).



ASSE 1019-A: Anti-Siphon  
NSF/ANSI 372: Lead Free

### available option

removable loose key  
lock-shield  
insert "LK": 465-04LKLF



#### loose key

lock-shield & removable loose key to prevent use without the key





## 460 series Arrow-Breaker® repair instructions:

### leaking hose thread when off:

- cause: worn out washer or broken faucet seat.
- repair by replacing the spring-less check assembly (PK6026) or replacing the entire stem assembly (PK6004-PK6014).
- if faucet continues to leak when OFF, the faucet seat might be broken and the faucet will need to be replaced.










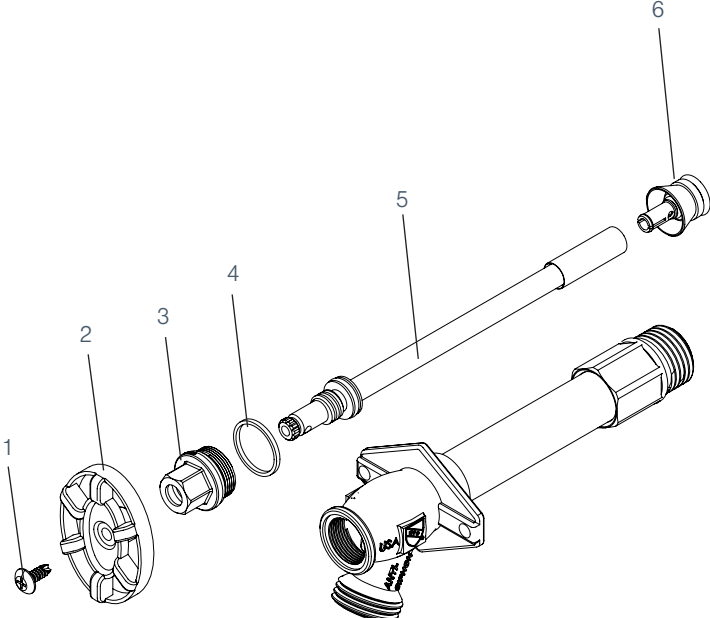
### leaking out of the packing nut or bonnet:

- cause: loose bonnet or worn out seals in the bonnet.
- if tightening the bonnet does not stop leaking from the threads, replace nylon washer (in PK1000) or the entire stem (PK6004-PK6014).

### leaking out of the Weep Hole during use:

- cause: worn out O-ring on the check assembly. this happens over time or if the faucet is left "ON" for long periods of time (over 12 hrs).
- repair by replacing the spring-less check assembly (PK6026).
- if the leak still occurs, replace the entire stem assembly (PK6004-PK6014).

## repair & replacement parts


|  |   |   |  |  |   |   |
|--|---|---|--|--|---|---|
| <b>rubber-coated handle &amp; screw</b><br><br><b># PK1295</b><br>rubber-coated green oval handle (# 2) & stainless screw (# 1) | <b>spring-less check assembly</b><br><br><b># PK6026</b><br>replacement spring-less check assembly (# 6)               | <b>gap-spacer wedge</b><br><br><b># PK1450</b><br>replacement gap spacer, used to tilt faucet downward | <b>460 series 4" stem assembly</b><br><br><b># PK6004</b><br>4-inch hydrant stem assembly (# 3-6) (8" total length) | <b>460 series 6" stem assembly</b><br><br><b># PK6006</b><br>6-inch hydrant stem assembly (# 3-6) (10" total length) | <b>460 series 8" stem assembly</b><br><br><b># PK6008</b><br>8-inch hydrant stem assembly (# 3-6) (12" total length) | <b>460 series 10" stem assembly</b><br><br><b># PK6010</b><br>10-inch hydrant stem assembly (# 3-6) (14" total length) |
| <b>460 series 12" stem assembly</b><br><br><b># PK6012</b><br>12-inch hydrant stem assembly (# 3-6) (16" total length)          | <b>460 series 14" stem assembly</b><br><br><b># PK6014</b><br>14-inch hydrant stem assembly (# 3-6) (18" total length) |   |  |  |   |   |

PK6004 = 8"  
 PK6006 = 10"  
 PK6008 = 12"  
 PK6010 = 14"  
 PK6012 = 16"  
 PK6014 = 18"



## 480 series self-draining A-S wall hydrants

486-04LF



Frost-Proof  
Anti-Siphon  
Self-Draining  
Lead-Free



| base model | description  |  | Case Qty |
|------------|--|--|----------|
| 481-xxLF   | 480 series anti-siphon wall hydrant, 3/4" Uponor         |  | 24       |
| 482-xxLF   | 480 series anti-siphon wall hydrant, 1/2" Uponor         |  | 24       |
| 485-xxLF   | 480 series anti-siphon wall hydrant, 1/2" FIP & 3/4" MIP |  | 24       |
| 486-xxLF   | 480 series anti-siphon wall hydrant, 1/2" MIP & sweat    |  | 24       |
| 487-xxLF   | 480 series anti-siphon wall hydrant, 3/4" PEX            |  | 24       |
| 488-xxLF   | 480 series anti-siphon wall hydrant, 3/4" MIP & sweat    |  | 24       |
| 489-xxLF   | 480 series anti-siphon wall hydrant, 1/2" PEX            |  | 24       |

### features

- heavy pattern lead-free bronze: NSF/ANSI 372 certified lead free, IAPMO listed.
- exclusive O-ring bonnet & stem design.
- external self-draining vacuum breaker: drains hydrant upon shut-off to prevent freezing.
- ASSE 1019-A approved, IAPMO certified.
- rubber coated oval handle.
- available in 2, 4, 6, 8, 10, 12 & 14 inch lengths (longer lengths available by special order).



ASSE 1019-A: Anti-Siphon  
NSF/ANSI 372: Lead Free

### available option

removable loose key  
lock-shield  
insert "LK": 485-04LKLF



### loose key

lock-shield & removable loose key to  
prevent use without the key



## 480 series self-draining A-S wall hydrants











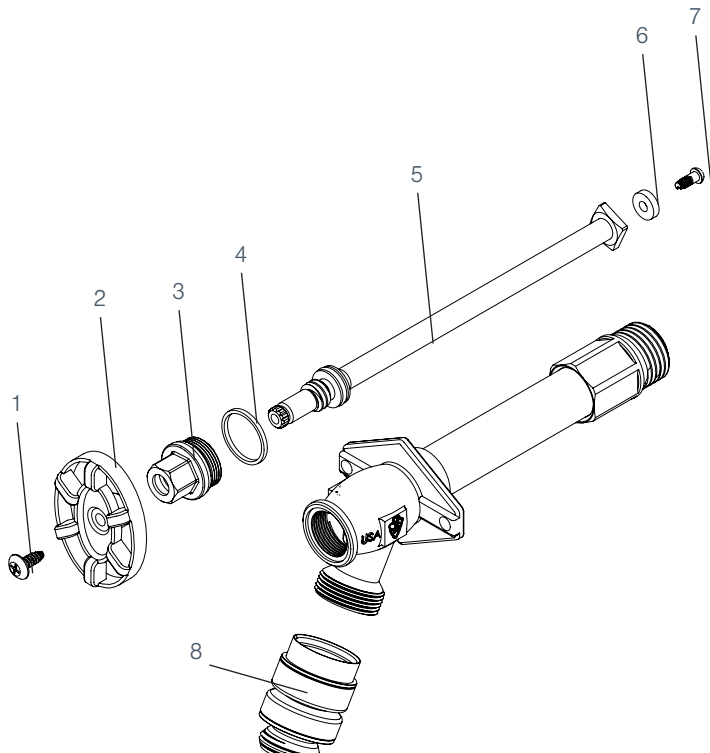
### leaking when off:

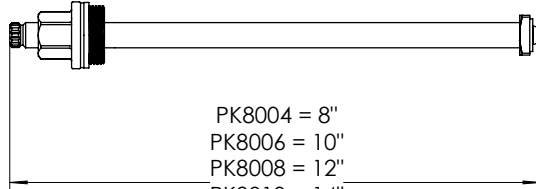
- cause: worn out washer or broken faucet seat.
- replace stem (PK8004 - PK8014) or rebuild stem with part kit PK1000.
- if leak persists, replace the faucet.

### leaking vacuum breaker:

- cause: worn out gasket and seals caused by age or when left pressurized (turned on) for long periods of time.
- repair by replacing vacuum breaker with PK1390 or 59BFPCHR.
- ensure all sections of vacuum breaker have been removed.
- use liquid thread sealant when installing replacement vacuum breaker.
- once installed, pressurize the faucet by attaching a hose and closed-nozzle to the faucet and turning on full.

## repair & replacement parts

|   |  |  |   |   |   |   |
|---|--|--|---|---|---|---|
| <b>stem rebuild kit</b><br><br><b># PK1000</b><br>seat washer (6) & screw (7), nylon washer (4) & handle screw (1)     | <b>rubber-coated handle &amp; screw</b><br><br><b># PK1295</b><br>rubber-coated green oval handle (# 2) & stainless screw (# 1) | <b>self-draining vacuum breaker</b><br><br><b># PK1390</b><br><b># 59BFPCHR</b><br>self-draining vacuum breaker- fine threads; PK- retail package (# 8) | <b>gap-spacer wedge</b><br><br><b># PK1450</b><br>replacement gap spacer, used to tilt faucet downward | <b>480 series 4" stem assembly</b><br><br><b># PK8004</b><br>4-inch hydrant stem assembly (# 3-7) (8" total length) | <b>480 series 6" stem assembly</b><br><br><b># PK8006</b><br>6-inch hydrant stem assembly (# 3-7) (10" total length) | <b>480 series 8" stem assembly</b><br><br><b># PK8008</b><br>8-inch hydrant stem assembly (# 3-7) (12" total length) |
| <b>480 series 10" stem assembly</b><br><br><b># PK8010</b><br>10-inch hydrant stem assembly (# 3-7) (14" total length) | <b>480 series 12" stem assembly</b><br><br><b># PK8012</b><br>12-inch hydrant stem assembly (# 3-7) (16" total length)          | <b>480 series 14" stem assembly</b><br><br><b># PK8014</b><br>14-inch hydrant stem assembly (# 3-7) (18" total length)                                  |   |   |   |   |



PK8004 = 8"  
 PK8006 = 10"  
 PK8008 = 12"  
 PK8010 = 14"  
 PK8012 = 16"  
 PK8014 = 18"



## 490 series hot & cold A-S hydrants

496-04LF



496-04VLF



Frost-Proof  
Hot & Cold  
Anti-Siphon  
Lead-Free



| base model | description   |  | case qty |
|------------|---|--|----------|
| 491-xxLF   | 490 series hot & cold anti-siphon wall hydrant, 3/4" Uponor         |  | 24       |
| 492-xxLF   | 490 series hot & cold anti-siphon wall hydrant, 1/2" Uponor         |  | 24       |
| 495-xxLF   | 490 series hot & cold anti-siphon wall hydrant, 1/2" FIP & 3/4" MIP |  | 24       |
| 496-xxLF   | 490 series H/C anti-siphon wall hydrant, 1/2" MIP & sweat           |  | 24       |
| 497-xxLF   | 490 series hot & cold anti-siphon wall hydrant, 3/4" PEX            |  | 24       |
| 498-xxLF   | 490 series H/C anti-siphon wall hydrant, 3/4" MIP & sweat           |  | 24       |
| 499-xxLF   | 490 series hot & cold anti-siphon wall hydrant, 1/2" PEX            |  | 24       |

### features

- heavy pattern lead-free bronze: NSF/ANSI 372 certified lead free, IAPMO listed.
- hot & cold mixing, with color coded red & blue handles.
- external self-draining vacuum breaker: drains hydrant upon shut-off to prevent freezing.
- ASSE 1019-A approved, IAPMO certified.
- exclusive O-ring bonnet & stem design.
- rubber coated oval handle.
- dual back-flow protection with internal anti-siphon check valves to prevent mixed temperature back-flow.
- available in 4, 6, 8, 10, 12 & 14 inch lengths (longer lengths available by special order).



ASSE 1019-A: Anti-Siphon  
NSF/ANSI 372: Lead Free



## 490 series hot & cold A-S hydrants









### leaking when off:

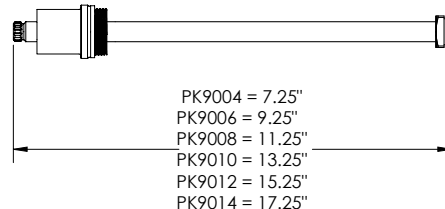
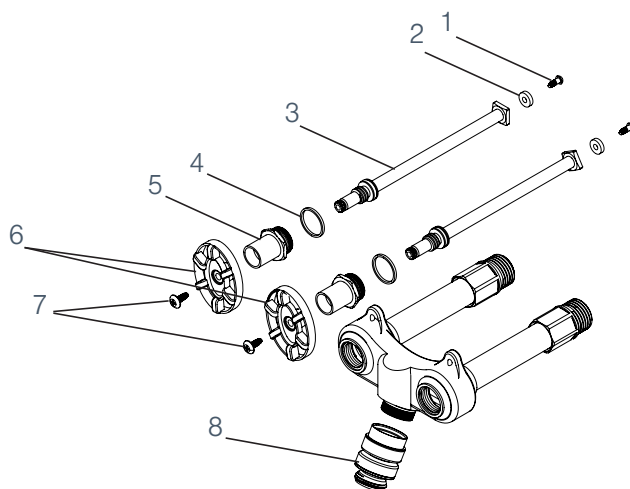
- cause: worn out washer or broken faucet seat.
- replace stem (PK9004 - PK9014 / PK9004V - PK9014V) or rebuild stem with part kit PK1000.
- if leak persists, replace the faucet.

### leaking vacuum breaker:

- cause: worn out gasket and seals caused by age or when left pressurized (turned on) for long periods of time.
- repair by replacing vacuum breaker with PK1390 or 59BFPCHR.
- ensure all sections of vacuum breaker have been removed.
- use liquid thread sealant when installing replacement vacuum breaker.
- once installed, pressurize the faucet by attaching a hose and closed-nozzle to the faucet and turning on full.

## repair & replacement parts

|  |   |  |   |  |   |  |
|--|---|--|---|--|---|--|
| <b>stem assembly rebuild kit</b><br>    | <b>red &amp; blue handles &amp; screws</b><br> | <b>self-draining vacuum breaker</b><br> | <b>490 series 4" stem assembly</b><br> | <b>490 series 6" stem assembly</b><br> | <b>490 series 8" stem assembly</b><br> | <b>490 series 10" stem assembly</b><br> |
| <b># PK1000</b><br>replacement seat washer (1), washer screw (2), & bonnet washer (4)                                      | <b># PK1299</b><br>red & blue oval handles (# 6) & stainless screws (# 7)   | <b># PK1390</b><br><b># 59BFPCHR</b><br>self-draining vacuum breaker- fine threads; PK- retail package (# 8)               | <b># PK9004</b><br>4-inch hydrant stem assembly (# 1-5) (8" total length)   | <b># PK9006</b><br>6-inch hydrant stem assembly (# 1-5) (10" total length)   | <b># PK9008</b><br>8-inch hydrant stem assembly (# 1-5) (12" total length)  | <b># PK9010</b><br>10-inch hydrant stem assembly (# 1-5) (14" total length)  |
| <b>490 series 12" stem assembly</b><br> |   |  |   |  |   |  |
| <b># PK9012</b><br>12-inch hydrant stem assembly (# 1-5) (16" total length)  |   |  |   |  |   |  |







## vacuum breakers

### 58ABP



### 58ABPCHR



### 58BFP - PK1360



### 58BFPCHR - PK1370



### features

- lead free back-flow preventers: protect your drinking water from harmful contaminants.
- hose thread (ABP) & fine thread (BFP) models.
- ASSE 1011 approved; IAPMO listed.
- individually boxed or in “PK” clam-shell.
- imported, made in China.



| base model   | 58ABP                           | 58ABPCHR                                      |
|--------------|---------------------------------|---|
| description  | vacuum breaker-3/4" hose thread | vacuum breaker 3/4" hose thread chrome plated |
| weight (lbs) | 0.204                           | 0.204   |
| pack qty     | 20                              | 20  |
| case qty     | 72                              | 72  |

| base model   | 58BFP                           | PK1360                                      | 58BFPCHR                                      | PK1370   |
|--------------|---------------------------------|---|---|--|
| description  | vacuum breaker 3/4" fine thread | vacuum breaker 3/4" fine thread (clamshell) | vacuum breaker 3/4" fine thread chrome plated | vacuum breaker 3/4" fine thread chrome plated-clam |
| weight (lbs) | 0.204                           | 0.204                                       | 0.204   | 0.737  |
| pack qty     | 20                              | 12  | 20  | 12   |
| case qty     | 72                              | 72  | 72  | 72   |



59ABP



59ABPCHR



59BFP - PK1380



59BFPCHR - PK1390



features

- lead free brass self-draining vacuum breaker.
- allows faucet to drain upon shut-off to prevent freezing.
- includes set screw to prevent device removal.
- fine thread (BFP) inlet used to connect to Arrowhead Brass valves with fine threaded connections.
- ASSE 1011 approved, IAPMO certified.
- individually boxed or in “PK” clamshell.
- Imported, made in China.



| base model   | 59ABP                              | PK1400   | 59ABPCHR   | PK1395  |
|--------------|------------------------------------|--|--|---|
| description  | SD vacuum breaker 3/4" hose thread | SD vacuum breaker 3/4" hose thread (clamshell) | SD vacuum breaker 3/4" hose thread chrome plated | SD vacuum breaker 3/4" hose thread chrome plated-clam |
| weight (lbs) | 0.260                              | 0.27   | 0.260  | 0.27  |
| pack qty     | 12                                 | 12   | 12   | 12  |
| case qt      | 72                                 | 72   | 72   | 72  |

| base model   | 59BFP                              | PK1380   | 59BFPCHR   | PK1390   |
|--------------|------------------------------------|--|--|--|
| description  | SD vacuum breaker 3/4" fine thread | SD vacuum breaker 3/4" fine thread (clamshell) | SD vacuum breaker 3/4" fine thread chrome plated | SD vacuum breaker 3/4" fine thread chrome plated |
| weight (lbs) | 0.260                              | 0.27   | 0.26   | 0.27   |
| pack qty     | 12                                 | 12   | 12   | 12   |
| case qt      | 72                                 | 72   | 72   | 72   |



## hose bib lock, shower & drain adapters

PK-HBL



### PK-HBL features

- protect your hose bib from unwanted use.
- sold in retail packaging.
- for use with any pad-lock (not included).
- imported, made in China.
- brass adapter with 2 nylon nuts.
- straight or angle configuration.
- 1/2" sweat x 1" MIP thread.
- imported, made in China.

55CC



### shower adapter features

- imported, made in China.

56CC



| base model   | PK-HBL        | 55CC  | 56CC  |
|--------------|---------------|---|---|
| description  | hose bib lock | 1/2" sweat x MIP<br>straight shower<br>head adapter | 1/2" sweat x 1" MIP<br>angle shower head<br>adapter |
| weight (lbs) | 0.35          | 0.324   | 0.324   |
| pack qty     | 12            | 18  | 18  |
| case qty     | 24            | 108   | 108   |



## replacement handles

PK1250



PK1260



### features

- all handles have a 12-point spline broach and are completely interchangeable, (excluding the loose key- PK1300 & Freeze-Proof® 470 series handle- PK1297).
- all handles are made out of die-cast aluminum.
- kits include our self-tapping stainless steel screw.
- sold in clamshell package.
- bulk handles & screws available by special order, contact Arrowhead for details.
- part kits are assembled in Los Angeles, CA, using domestic and some foreign components.

PK1270



PK1280



PK1290



PK1295



PK1297



PK1299



PK1300



| base model  | PK1250   | PK1260   | PK1270   | PK1280  |
|-------------|--|--|--|---|
| description | pk: replacement green wheel handle (12 pt) & screw | pk: replacement green tee handle (12 pt) & screw | pk: replacement green tee handle (12 pt) & screw | pk: replacement chrome tee handle (12 pt) & screw |
| pack qty    | 12   | 12   | 12   | 12  |
| case qty    | 72   | 72   | 72   | 72  |

| base model  | PK1290  | PK1295   | PK1297   | PK1299  |
|-------------|---|--|--|---|
| description | pk: replacement green oval handle (12 pt) & screw | replacement rubberized green oval handle (12 pt) & screw | replacement 470 series grn oval handle (12 pt) & screw | red & blue oval handles (12 pt) & screws for 490 series |
| pack qty    | 12  | 12   | 12   | 12  |
| case qty    | 72  | 72   | 72   | 72  |

| base model  | PK1300                              |
|-------------|-------------------------------------|
| description | pk: replacement removable loose key |
| pack qty    | 12                                  |
| case qty    | 72                                  |




## hose bib repair

PK1000



PK1180



### features

- low lead brass components.
- stainless steel screws.
- long-lasting EPDM washers and O-rings.
- bulk components available, please contact Arrowhead for details.
- part kits are assembled in Los Angeles, CA, using domestic and some foreign components.

PK1100



PK1240



PK1110



PK1600



PK1130



PK-QTASSY



PK1140



PK1200



PK1150



PK1600LK



| base model  | PK1000  | PK1100                             | PK1110   |
|-------------|---|------------------------------------|--|
| description | stem RK: washer, screw, nylon washers & handle screws | replacement hose bib stem assembly | replacement hose bib stem assembly nickel plated |
| pack qty    | 12  | 12                                 | 12   |
| case qty    | 72  | 72                                 | 72   |

| base model  | PK1130  | RK1140  | PK1150   |
|-------------|---|---|--|
| description | stem assembly for old style 900 garden valves | replacement o-ring stem & assembly 925LF & 975LF ser. | replacement LK hose bib stem assembly nickel plate |
| pack qty    | 12  | 12  | 12   |
| case qty    | 72  | 72  | 72   |

| base model  | PK1155  | PK1170  | PK1180  |
|-------------|---|---|---|
| description | replacement hose LK hose bib stem assembly nickel plate | 1/2" copper compression kit nickel plated for 221CCLF | 1/2" copper compression kit for 254CCLF/264CCLF/221CCRBLF |
| pack qty    | 12  | 12  | 12  |
| case qty    | 72  | 72  | 72  |

| base model  | PK1200  | PK1240  | PK1600  |
|-------------|---|---|---|
| description | hose attachment & plug for 248LF washing machine valves | brass inlet-loose nut for 2-piece garden valve (1") | pk: Arrow-Breaker stem assembly (fits 260, 360, & 965 series) |
| pack qty    | 12  | 12  | 12  |
| case qty    | 72  | 72  | 72  |

| base model  | PK-QTASSY   |
|-------------|---|
| description | pk: QuickTurn assembly (fits all standard valves) |
| pack qty    | 12  |
| case qty    | 72  |





hydrant repair

PK2004



PK2016



features

- low lead brass components.
- stainless steel screws.
- long-lasting EPDM washers and O-rings.
- bulk components available, please contact Arrowhead for details.
- part kits are assembled in Los Angeles, CA, using domestic and some foreign components.

PK6004



PK6026



PK7004



PK7026



PK8004



PK1430



PK9004



PK1000



| base model  | PK20                                 | PK60                                 | PK70                                 |
|-------------|--------------------------------------|--------------------------------------|--------------------------------------|
| description | 420 series QuickTurn® style stem kit | 460 series QuickTurn® style stem kit | 470 series QuickTurn® style stem kit |
| pack qty    | 6                                    | 6                                    | 6                                    |
| case qty    | 12                                   | 12                                   | 12                                   |

| base model  | PK80                                   | PK90                                 | PK1000   |
|-------------|--|--------------------------------------|--|
| description | 480 & 450 series (multi-turn) stem kit | 490 series QuickTurn® style stem kit | pk: stem rebuild parts for 450 or 480 series Frost-Proof wall hydrants |
| pack qty    | 6                                      | 6                                    | 12   |
| case qty    | 12                                     | 12                                   | 72   |

| base model  | PK2016  | PK6026  | PK7026  |
|-------------|---|---|---|
| description | pk: replacement 420 series anti-siphon check assembly | pk: replacement 460 series anti-siphon check assembly | pk: replacement 470 series anti-siphon check and Freeze-Proof® assembly |
| pack qty    | 12  | 12  | 12  |
| case qty    | 72  | 72  | 72  |

| base model  | PK1430                            | PK1390   | PK1390V  |
|-------------|-----------------------------------|--|--|
| description | pk: replacement air-vent assembly | pk: fine thread vacuum breaker for 480 & 490 horizontal series | pk: fine thread vacuum breaker for 490 vertical series |
| pack qty    | 12                                | 12   | 12   |
| case qty    | 72                                | 72   | 72   |

available option

loose key



# PK20\_\_LK

LK: lock-shield stem assembly



**CHAMPION**

## 100, 200, & 300 series valves

### 100 series



### features

- durable brass construction
- full size water ways for low pressure loss
- floating style seat seal
- optimal flow: 5-180 GPM
- operates up to 150 PSI working pressure
- use to effectively regulate water supply with manual operation
- easily converts to automatic with add on actuators (CL or AA models)

|              |   |   |
|--------------|---|---|
| base model   | 100-075Y                                      | 100-100Y                                    |
| description  | manual straight valve 3/4" with rising swivel | manual straight valve 1" with rising swivel |
| weight (lbs) | 2.167   | 2.167                                       |
| case qty     | 18  | 12  |

### 200 series



|              |                               |                             |
|--------------|-------------------------------|-----------------------------|
| base model   | 200-075Y                      | 200-100Y                    |
| description  | manual brass angle valve 3/4" | manual brass angle valve 1" |
| weight (lbs) | 1.4                           | 1.67                        |
| case qty     | 20                            | 15                          |

### 300 series



|              |  |  |
|--------------|--|--|
| base model   | 300-075Y                                 | 300-100Y                               |
| description  | manual brass angle valve 3/4" with union | manual brass angle valve 1" with union |
| weight (lbs) | 1.8                                      | 2.1                                    |
| case qty     | 15                                       | 10                                     |

## repair & replacement parts

manual stem  
assembly kit

manual stem  
rebuild kit



# RK-1C

assembly rebuild kit for  
3/4" valves

# RK-2C

assembly rebuild kit for  
1" valves

## manual straight valves

### 100RS series



| base model  | 100RS-075Y                             | 100RS-100Y                           | 100RS-125Y                               | 100RS-150Y                               | 100RS-200Y                           |
|-------------|--|--------------------------------------|--|--|--------------------------------------|
| description | straight valve 3/4" with rising swivel | straight valve 1" with rising swivel | straight valve 1-1/4" with rising swivel | straight valve 1-1/2" with rising swivel | straight valve 2" with rising swivel |
| weight      | 1.56                                   | 2.167                                | 4.44                                     | 6.4                                      | 9.75                                 |
| case qty    | 18                                     | 12                                   | 9  | 5  | 4                                    |

### 200RS series



| base model   | 200RS-075Y                          | 200RS-100Y                        | 200RS-125Y                            | 200RS-150Y                            | 200RS-200Y                        |
|--------------|-------------------------------------|-----------------------------------|---------------------------------------|---------------------------------------|-----------------------------------|
| description  | angle valve 3/4" with rising swivel | angle valve 1" with rising swivel | angle valve 1-1/4" with rising swivel | angle valve 1-1/2" with rising swivel | angle valve 2" with rising swivel |
| weight (lbs) | 1.4                                 | 1.67                              | 3.67                                  | 5                                     | 7                                 |
| case qty     | 20                                  | 1                                 | 6                                     | 4                                     | 2                                 |

### 300RS series



| base model   | 300RS-075Y                                  | 300RS-100Y                                | 300RS-125Y                                    | 300RS-150Y                                    | 300RS-200Y                                |
|--------------|---|---|---|---|---|
| description  | angle valve 3/4" with rising swivel & union | angle valve 1" with rising swivel & union | angle valve 1-1/4" with rising swivel & union | angle valve 1-1/2" with rising swivel & union | angle valve 2" with rising swivel & union |
| weight (lbs) | 1.8   | 2.1                                       | 4   | 7.25  | 9   |
| case qty     | 15  | 10  | 3   | 4   | 2   |

### features

- durable brass construction
- full size water ways for low pressure loss
- 'RS' models feature rising swivel style seat
- optimal flow: 5-180 GPM
- operates up to 150 PSI working pressure
- use to effectively regulate water supply with manual operation
- easily converts to automatic with add on actuators (CL or AA models)

## repair & replacement parts

| manual stem assembly kit | manual stem rebuild kit | 1-1/4" valve stem replacement kit | 1-1/2" valve stem replacement kit | 2" valve stem replacement kit |
|--------------------------|-------------------------|-----------------------------------|-----------------------------------|-------------------------------|
|--------------------------|-------------------------|-----------------------------------|-----------------------------------|-------------------------------|



| # RK-1C                              | # RK-2C                            | # RK-1C-125                            | # RK-1C-150                            | # RK-1C-125                        |
|--------------------------------------|------------------------------------|--|--|------------------------------------|
| assembly rebuild kit for 3/4" valves | assembly rebuild kit for 1" valves | assembly rebuild kit for 1-1/4" valves | assembly rebuild kit for 1-1/2" valves | assembly rebuild kit for 2" valves |

## atmospheric vacuum breakers

### 262 series



### features

- reliable brass atmospheric vacuum breaker anti-siphon valve.
- prevents back flow of water into potable line.
- durable seals and full size water ways for low pressure loss.
- not designed for constant pressure applications.
- flow range: 5-140 GPM.
- operating pressure: 150 PSI Max

### 362 series













| base model   | 262-075Y                              | 262-100Y                | 262-125Y                    | 262-150Y                    |
|--------------|---------------------------------------|-------------------------|-----------------------------|-----------------------------|
| description  | compact 3/4" FIP without outlet union | angled 1" without union | angled 1-1/4" without union | angled 1-1/2" without union |
| weight (lbs) | 0.917                                 | 1.333                   | 2.75                        | 3.6                         |
| case qty     | 24                                    | 15                      | 12                          | 10                          |

| base model   | 262-200Y                | 362-075Y               | 362-100Y             | 362-125Y                 |
|--------------|-------------------------|------------------------|----------------------|--------------------------|
| description  | angled 2" without union | angled 3/4" with union | angled 1" with union | angled 1-1/4" with union |
| weight (lbs) | 6                       | 1.389                  | 1.75                 | 3.89                     |
| case qty     | 4                       | 18                     | 12                   | 9                        |

| base model   | 362-150Y                 | 300-100Y             |
|--------------|--------------------------|----------------------|
| description  | angled 1-1/2" with union | angled 2" with union |
| weight (lbs) | 5.167                    | 7.33                 |
| case qty     | 6                        | 3                    |

## repair & replacement parts

| atmospheric vacuum breaker rebuild kit  | atmospheric vacuum breaker rebuild kit  | atmospheric vacuum breaker rebuild kit  | atmospheric vacuum breaker rebuild kit  | atmospheric vacuum breaker rebuild kit  |
|---|---|---|---|---|
|  |  |  |  |  |
| # RK-6C   | # RK-7C   | # RK-7C-125   | # RK-7-150C   | # RK-7C-200   |
| assembly rebuild kit for 3/4" atmospheric vacuum breaker                            | assembly rebuild kit for 1" atmospheric vacuum breaker                              | assembly rebuild kit for 1-1/4" atmospheric vacuum breaker                          | assembly rebuild kit for 1-1/2" atmospheric vacuum breaker                          | assembly rebuild kit for 2" atmospheric vacuum breaker                              |

| anti-siphon cap   | anti-siphon cap   | anti-siphon cap   | anti-siphon cap   | anti-siphon cap  |
|---|---|---|---|--|
|  |  |  |  |  |
| # RK-41C-075  | # RK-41C-100  | # RK-41C-125  | # RK-41C-150  | # RK-41C-200   |
| brass anti-siphon cap 3/4"  | brass anti-siphon cap 1"  | brass anti-siphon cap 1-1/4"  | brass anti-siphon cap 1-1/2"  | brass anti-siphon cap 2"   |



## automatic anti-siphon valves

AB466



### features

- reliable brass anti-siphon valves with durable brass automatic actuators.
- compact actuator for low-profile installation
- flow control stem with external bleed screw and 14" lead wires.
- optimal flow: 5-35 GPM.
- rated to 150 PSI, optimal 30-90 PSI.
- solenoid: 24VAC/60Hz; inrush current 0.59 amps (14.2 VA); holding current 0.33 amps (7.9 VA).

| base model   | AB466-075                               | AB466-100                             | AB466P-075                     | AB466P-100                   |
|--------------|---|---------------------------------------|--------------------------------|------------------------------|
| description  | compact auto a-s 3/4" with outlet union | compact auto a-s 1" with outlet union | compact auto a-s 3/4" no union | compact auto a-s 1" no union |
| weight (lbs) | 3.5                                     | 4                                     | 3.2                            | 3.5                          |
| case qty     | 10                                      | 10                                    | 10                             | 10                           |

AB466CL466



| base model   | CL466-075                        | CL466-100                      | CL466P-075                     | CL466P-100                   |
|--------------|----------------------------------|--------------------------------|--------------------------------|------------------------------|
| description  | classic auto a-s 3/4" with union | classic auto a-s 1" with union | classic auto a-s 3/4" no union | classic auto a-s 1" no union |
| weight (lbs) | 4.6                              | 5.16                           | 4.33                           | 5.16                         |
| case qty     | 6                                | 6                              | 6                              | 6                            |

## repair & replacement parts

| anti-siphon rebuild kit   | anti-siphon rebuild kit  | compact actuator rebuild kit                         | compact actuator rebuild kit   | classic actuator rebuild kit               | classic actuator rebuild kit                         | replacement 24VAC solenoid  |
|---|--|--|--|--|--|---|
|   |  |  |  |  |  |   |
| # RK-4C<br>3/4" anti-siphon rebuild kit for 466 series AS valves            | # RK-5C<br>1" anti-siphon rebuild kit for 466 series AS valves                                   | # RK-17C<br>compact actuator rebuild kit (old style) | # RK-18C<br>compact actuator rebuild kit-2017 model  | # RK-25C<br>pre 2004 models                | # RK-26C<br>models installed after 2004 through 2016 | # RK-28C<br>open yoke, 24VAC/60hz, inrush current: 0.33 Amps (7.9 VA) with 14" lead wires |
| replacement brass bleed screws  | 3/4" manual anti-siphon valve rebuild kit  | 1" manual anti-siphon valve rebuild kit              | classic actuator rebuild kit   | anti-siphon cap                            | anti-siphon cap                                      |   |
|   |  |  |  |  |  |   |
| # RK-29C<br>with o-rings. for classic (CL) or compact (AA, AB), or other AV | # RK-30C<br>seat washer, packing washer, plastic float, float washer, (2) red fiber gasket seals | # RK-31C<br>assembly rebuild kit for 3/4" valves     | # RK-38C<br>for model installed in 2016 through present. flat diaphragm & external actuator spring | # RK-41C-075<br>brass anti-siphon cap 3/4" | # RK-41C-100<br>brass anti-siphon cap 1"             |   |

## manual anti-siphon valves

### 466 series



### 466P series



### 466W series



### features

- reliable brass anti-siphon valves with back-flow prevention.
- flow control stem with full size water ways for low pressure loss.
- Flow range: 5-35 GPM.
- operating pressure 25 - 150 PSI.
- not designed for constant pressure applications.

|              |   |                                       |
|--------------|---|---------------------------------------|
| base model   | 466-075Y                                | 466-100Y                              |
| description  | 3/4" with outlet union                  | 1" with outlet union                  |
| weight (lbs) | 2.306                                   | 2.87                                  |
| case qty     | 15                                      | 12                                    |
| base model   | 466P-075Y                               | 466P-100Y                             |
| description  | 3/4" without outlet union               | 1" without outlet union               |
| weight (lbs) | 1.98                                    | 2.492                                 |
| case qty     | 20                                      | 12                                    |
| base model   | 466W-075                                | 466W-100                              |
| description  | 3/4" with outlet union and wheel handle | 1" with outlet union and wheel handle |
| weight (lbs) | 2.306                                   | 2.87                                  |
| case qty     | 15                                      | 12                                    |
| base model   | 466PW-075                               | 466PW-100                             |
| description  | 3/4" with wheel handle, no union        | 1" with wheel handle, no union        |
| weight (lbs) | 1.98                                    | 2.492                                 |
| case qty     | 17                                      | 12                                    |

## repair & replacement parts

| manual stem assembly kit                         | manual stem rebuild kit                       | repair kit for 350 anti-siphon valves            | anti-siphon rebuild kit  | anti-siphon rebuild kit  | manual valve wheel handle                                  | 3/4" manual anti-siphon valve rebuild kit  |
|--|---|--|--|--|--|--|
|  |   |  |  |  |  |  |
| # RK-1C<br>assembly rebuild kit for 3/4" valves  | # RK-2C<br>assembly rebuild kit for 1" valves | # RK-3C<br>repair kit for 350 anti-siphon valves | # RK-4C<br>3/4" anti-siphon rebuild kit for 466 series AS valves | # RK-5C<br>1" anti-siphon rebuild kit for 466 series AS valves | # RK-37C<br>manual valve wheel handle for 3/4" & 1" valves | # RK-30C<br>seat washer, packing washer, plastic float, float washer, (2) red fiber gasket seals |
| 1" manual anti-siphon valve rebuild kit          | anti-siphon cap                               | anti-siphon cap                                  | anti-siphon cap  | anti-siphon cap  | anti-siphon cap  |  |
|  |   |  |  |  |  |  |
| # RK-31C<br>assembly rebuild kit for 3/4" valves | # RK-41C-075<br>brass anti-siphon cap 3/4"    | # RK-41C-100<br>brass anti-siphon cap 1"         | # RK-41C-125<br>brass anti-siphon cap 1-1/4"                     | # RK-41C-150<br>brass anti-siphon cap 1-1/2"                   | # RK-41C-200<br>brass anti-siphon cap 2"                   |  |

anti-siphon valve bodies

V-19-466 series



features

- reliable brass anti-siphon valve body with back-flow prevention.
- full size water ways for low pressure loss.
- flow range: 5-35 GPM.
- operating pressure 25 - 150 PSI.
- not designed for constant pressure applications.

|              |                              |                            |                     |                   |
|--------------|------------------------------|----------------------------|---------------------|-------------------|
| base model   | V-19-466-075Y                | V-19-466-100Y              | V-19-466P075Y       | V-19-466P-100Y    |
| description  | 3/4" body, with outlet union | 1" body, with outlet union | 3/4" body, no union | 1" body, no union |
| weight (lbs) | 2.2                          | 2.6                        | 1.8                 | 2.34              |
| case qty     | 25                           | 20                         | 30                  | 20                |

V-19-466P series



repair & replacement parts

|  |  |  |  |  |
|--|--|--|--|--|
| anti-siphon rebuild kit  | anti-siphon rebuild kit  | 3/4" manual anti-siphon valve rebuild kit  | 1" manual anti-siphon valve rebuild kit          |  |
|  |  |  |  |  |
| # RK-4C<br>3/4" anti-siphon rebuild kit for 466 series AS valves | # RK-5C<br>1" anti-siphon rebuild kit for 466 series AS valves | # RK-30C<br>seat washer, packing washer, plastic float, float washer, (2) red fiber gasket seals | # RK-31C<br>assembly rebuild kit for 3/4" valves |  |
| anti-siphon cap  | anti-siphon cap  | anti-siphon cap  | anti-siphon cap                                  | anti-siphon cap                          |
|  |  |  |  |  |
| # RK-41C-075<br>brass anti-siphon cap 3/4"                       | # RK-41C-100<br>brass anti-siphon cap 1"                       | # RK-41C-125<br>brass anti-siphon cap 1-1/4"   | # RK-41C-150<br>brass anti-siphon cap 1-1/2"     | # RK-41C-200<br>brass anti-siphon cap 2" |

## AA series brass compact actuator



## features

- durable brass automatic actuators.
- flow control stem with external bleed screw and 14" lead wires.
- optimal flow: 5-35 GPM.
- rated to 150 PSI, optimal 30-90 PSI.
- solenoid: 24VAC/60Hz; inrush current 0.59 amps (14.2 VA); holding current 0.33 amps (7.9 VA).

| base model   | AA-075             | AA-100           | AB-075-B           | AB-100-B         |
|--------------|--------------------|------------------|--------------------|------------------|
| description  | compact brass 3/4" | compact brass 1" | compact 3/4" boxed | compact 1" boxed |
| weight (lbs) | 1.58               | 1.66             | 1.58               | 1.66             |
| case qty     | 12                 | 12               | 12                 | 12               |

## repair & replacement parts

| compact actuator rebuild kit                         | compact actuator rebuild kit                        | replacement 24VAC solenoid  | replacement brass bleed screws  |
|--|---|---|---|
|  |   |   |   |
| # RK-17C<br>compact actuator rebuild kit (old style) | # RK-18C<br>compact actuator rebuild kit-2017 model | # RK-28C<br>open yoke, 24VAC/60hz, inrush current: 0.33 Amps (7.9 VA) with 14" lead wires | # RK-29C<br>with o-rings, for classic (CL) or compact (AA, AB), or other AV |

## CL classic brass actuator



| base model   | CL-075       | CL-100     | CL-075-B           | CL-100-B         |
|--------------|--------------|------------|--------------------|------------------|
| description  | classic 3/4" | classic 1" | classic 3/4" boxed | classic 1" boxed |
| weight (lbs) | 2.3          | 2.3        | 12.3               | 2.3              |
| case qty     | 6            | 6          | 10                 | 10               |

## repair & replacement parts

| classic actuator rebuild kit | classic actuator rebuild kit                         | replacement 24VAC solenoid  | replacement brass bleed screws  | classic actuator rebuild kit   |
|------------------------------|--|---|---|--|
|                              |  |   |   |  |
| # RK-25C<br>pre 2004 models  | # RK-26C<br>models installed after 2004 through 2016 | # RK-28C<br>open yoke, 24VAC/60hz, inrush current: 0.33 Amps (7.9 VA) with 14" lead wires | # RK-29C<br>with o-rings, for classic (CL) or compact (AA, AB), or other AV | # RK-38C<br>for model installed in 2016 through present, flat diaphragm & external actuator spring |

## brass sprinklers & bubblers

### 17 series flush



#### features

- durable brass construction.
- 1/2 NPT female inlet
- repairable with Champion brass inserts
- operating pressure: 15 - 30 PSI.
- brass flush & pop-up sprinklers:  
flow rate: 0.5 - 4.0 GPM  
5' - 15' spacing
- brass shrub sprinklers:  
flow rate: 0.5 - 4.0 GPM  
5' - 15' spacing
- brass bubbler sprinkler:  
flow rate: 0 - 6 GPM  
1' - 3' spacing

### 18 pop-up



### 19 & S9 series shrub



| base model   | 17                         | 17SF                              | 17SH                             | 17SQ                                | 17S3Q                           |
|--------------|----------------------------|-----------------------------------|----------------------------------|-------------------------------------|---------------------------------|
| description  | brass sprinkler body flush | brass sprinkler flush full circle | brass sprinkler flush half spray | brass sprinkler flush quarter spray | brass sprinkler flush 3/4 spray |
| weight (lbs) | 0.23                       | 0.24                              | 0.24                             | 0.24                                | 0.24                            |
| case qty     | 50                         | 50                                | 50                               | 50                                  | 50                              |

### B6F bubbler



| base model   | 18                          | 18SF                               | 18SH                              | 18SQ                                 | 18S3Q                                      |
|--------------|-----------------------------|------------------------------------|-----------------------------------|--------------------------------------|--|
| description  | brass sprinkler body pop-up | brass sprinkler pop-up full circle | brass sprinkler pop-up half spray | brass sprinkler pop-up quarter spray | brass sprinkler pop-up three quarter spray |
| weight (lbs) | 0.36                        | 0.4                                | 0.4                               | 0.4                                  | 0.4  |
| case qty     | 50                          | 50                                 | 50                                | 50                                   | 50   |

| base model   | 19                         | S9F                                 | S9H                    | S9Q                       | S93Q                            |
|--------------|----------------------------|-------------------------------------|------------------------|---------------------------|---------------------------------|
| description  | brass shrub sprinkler body | brass shrub flush full circle spray | brass shrub half spray | brass shrub quarter spray | brass shrub three quarter spray |
| weight (lbs) | 0.06                       | 0.09                                | 0.09                   | 0.09                      | 0.09                            |
| case qty     | 50                         | 50                                  | 50                     | 50                        | 50                              |

| base model   | S9S                          | B6F                       |
|--------------|------------------------------|---------------------------|
| description  | brass shrub side strip spray | brass full circle bubbler |
| weight (lbs) | 0.09                         | 0.1                       |
| case qty     | 50                           | 50                        |



## plastic sprinklers

### F27 series flush



### features

- impact resistant ABS construction
- 1/2" NPT female inlet
- interchangeable with all Champion and other brand nozzles
- operating pressure: 15 - 30 PSI
- brass nozzle flow rate: 0.5 - 4.0 GPM
- plastic nozzle flow rate: 0.2 - 4.0 GPM
- sprinkler spacing: 5' - 15'

### F37 series flush



### P28 series pop-up



### P38 series pop-up



| base model   | F27F   | F27H  | F27Q  | F273Q   |
|--------------|--|---|---|---|
| description  | plastic flush sprinkler with brass full circle spray | plastic flush sprinkler with brass 1/2 circle spray | plastic flush sprinkler with brass 1/4 circle spray | plastic flush sprinkler with brass 3/4 circle spray |
| weight (lbs) | 0.06   | 0.06  | 0.06  | 0.045   |
| case qty     | 50   | 50  | 50  | 50  |

| base model  | F37PF  | F37PH                                       | F37PQ                                       |
|-------------|--|---|---|
| description | plastic flush with plastic full circle spray | plastic flush with plastic 1/2 circle spray | plastic flush with plastic 1/4 circle spray |
| weight      | 0.07   | 0.07  | 0.07  |
| case qty    | 100  | 100   | 100   |

| base model   | P28F  | P28H  | P28Q  | P283Q   |
|--------------|---|---|---|---|
| description  | pop-up spray with brass nozzle, full circle spray | pop-up spray with brass nozzle 1/2 circle spray | pop-up spray with brass nozzle 1/4 circle spray | pop-up spray with brass nozzle 3/4 circle spray |
| weight (lbs) | 0.08  | 0.08  | 0.08  | 0.08  |
| case qty     | 50  | 50  | 50  | 50  |

| base model  | F38PF   | F38PH  | F38PQ  |
|-------------|---|--|--|
| description | plastic pop-up spray with plastic full circle spray | plastic pop-up spray with plastic 1/2 circle spray | plastic pop-up spray with plastic 1/4 circle spray |
| weight      | 0.046   | 0.046  | 0.046  |
| case qty    | 100   | 100  | 100  |

## sprinkler bodies (no spray)

| base model   | P17   | P18   |
|--------------|---|---|
| description  | plastic flush sprinkler with brass circle spray | plastic flush sprinkler w/ brass 1/2 circle spray |
| weight (lbs) | 0.05  | 0.07  |
| case qty     | 100   | 50  |

## plastic shrub sprinklers & bubblers

### P191PS series shrub



### features

- impact resistant ABS construction
- 1/2" NPT female inlet
- operating pressure: 15 - 30 PSI
- brass nozzle flow rate: 0.5 - 4.0 GPM
- plastic nozzle flow rate: 0.2 - 4.0 GPM
- bubbler flow rate: 0 -6 GPM
- shrub spacing: 5' - 15'
- bubbler spacing: 1' -3'
- P191P plastic shrub series accepts most female threaded
- BPU plastic professional umbrella bubbler flow is fingertip adjustable, P1902 includes filter

### S29 series shrub



### S39 series shrub



### BPU series bubbler



| base model   | P191PSF   | P191PSH   | P191PSQ   | P191PASA  |
|--------------|---|---|---|---|
| description  | plastic shrub sprinkler full circle spray w/ filter | plastic shrub sprinkler, 1/2 circle spray w/ filter | plastic shrub sprinkler, 1/4 circle spray w/ filter | plastic shrub sprinkler, adjustable circle spray w/filter |
| weight (lbs) | 0.024   | 0.024   | 0.024   | 0.024   |
| case qty     | 100   | 100   | 100   | 100   |

| base model  | S29F   | S29H  | S29Q  |
|-------------|--|---|---|
| description | plastic shrub sprinkler with brass full circle spray | plastic shrub sprinkler, brass 1/2 circle spray | plastic shrub sprinkler, brass 1/4 circle spray |
| weight      | 0.036  | 0.036   | 0.036   |
| case qty    | 50   | 50  | 50  |

| base model  | S39PF  | S39PH   | S39PQ   |
|-------------|--|---|---|
| description | plastic shrub sprinkler with plastic full circle spray | plastic shrub sprinkler with plastic 1/2 circle spray | plastic shrub sprinkler with plastic 1/4 circle spray |
| weight      | 0.016  | 0.016   | 0.016   |
| case qty    | 100  | 100   | 100   |

| base model   | BPU                                      | P1902                                      |
|--------------|--|--|
| description  | full adjustable plastic umbrella bubbler | plastic shrub umbrella bubbler with filter |
| weight (lbs) | 0.028                                    | 0.04                                       |
| case qty     | 144                                      | 72   |

## brass sprinkler nozzles

### S series



### features

- for use on all brass & plastic sprinklers
- brass construction
- adjustable flow & radius
- matched precipitation rate
- sold in clamshell packages ("-C", 2 pieces) or in bulk ("-B", 50 pieces)
- circle spray nozzles available in 15', 12' & 9' radius

### standard 15' radius, 2 pack

| base model   | SF-C                                      | SH-C                                     | SQ-C                                     | S3Q-C                                    | ST-C                                     | SSQ-C                                  | SS-C                                |
|--------------|---|--|--|--|--|--|-------------------------------------|
| description  | brass sprinkler nozzle, full circle spray | brass sprinkler nozzle, 1/2 circle spray | brass sprinkler nozzle, 1/4 circle spray | brass sprinkler nozzle, 3/4 circle spray | brass sprinkler nozzle, 1/3 circle spray | brass nozzle square pattern, 24' x 24' | brass nozzle, strip spray, 4' x 20' |
| weight (lbs) | 0.1                                       | 0.1                                      | 0.1                                      | 0.1                                      | 0.1                                      | 0.1                                    | 0.1                                 |
| case qty     | 12  | 12                                       | 12                                       | 12                                       | 12                                       | 12                                     | 12                                  |

### bulk brass spray nozzles

| base model   | SF-B                                      | SH-B                                      | SQ-B  | S3Q-B                                     |
|--------------|---|---|---|---|
| description  | brass nozzle, full circle spray 50 pieces | brass nozzle, half circle spray 50 pieces | brass nozzle, quarter circle spray, 50 pieces | brass nozzle, 3/4 circle spray, 50 pieces |
| weight (lbs) | 4   | 4   | 4   | 4   |
| case qty     | 1   | 1   | 1   | 1   |

### 12' radius, 2 pack

| base model  | SF-9-C                                    | SH-9-C                                    | SQ-9-C                                       |
|-------------|---|---|--|
| description | brass nozzle, full circle spray 9' radius | brass nozzle, half circle spray 9' radius | brass nozzle, quarter circle spray 9' radius |
| weight      | 0.1                                       | 0.1                                       | 0.1  |
| case qty    | 12  | 12  | 12   |

### 9' radius, 2 pack

| base model  | SF-12-C                         | SH-12-C                         | SQ-12-C                            |
|-------------|---------------------------------|---------------------------------|------------------------------------|
| description | brass nozzle, full circle spray | brass nozzle, half circle spray | brass nozzle, quarter circle spray |
| weight      | 0.1                             | 0.1                             | 0.1                                |
| case qty    | 12                              | 12                              | 12                                 |

## brass sprinkler nozzle specifications

| models         | description                                 | pressure<br>(PSI) | flow<br>(GPM) | radius<br>(feet) | precipitation<br>IN/HR |            |
|----------------|---|-------------------|---------------|------------------|------------------------|------------|
|                |   |                   |               |                  | ■                      | ▲          |
| SF-C<br>SF-B   | 15' radius - full circle<br>spray           | 15                | 3.20          | 12'              | 2.14                   | 2.49       |
|                |   | 20                | 3.50          | 13'              | 1.99                   | 2.32       |
|                |   | 25                | 3.70          | 14'              | 1.82                   | 1.99       |
|                |   | 30                | 4.00          | 15'              | 1.71                   | 1.99       |
| SH-C<br>SH-B   | 15' radius - half circle<br>spray           | 15                | 1.60          | 12'              | 2.14                   | 2.49       |
|                |   | 20                | 1.90          | 13'              | 2.17                   | 2.52       |
|                |   | 25                | 2.00          | 14'              | 1.97                   | 2.29       |
|                |   | 30                | 2.20          | 15'              | 1.88                   | 2.19       |
| SQ-C<br>SQ-B   | 15' radius - quarter<br>circle spray        | 15                | .90           | 12'              | 2.41                   | 2.80       |
|                |   | 20                | 1.00          | 13'              | 2.28                   | 2.65       |
|                |   | 25                | 2.00          | 14'              | 2.16                   | 2.51       |
|                |   | 30                | 2.20          | 15'              | 2.23                   | 2.59       |
| S3Q-C<br>S3Q-B | 15' radius - three-<br>quarter circle spray | 15                | 2.00          | 12'              | 1.78                   | 2.07       |
|                |   | 20                | 2.40          | 13'              | 1.82                   | 2.12       |
|                |   | 25                | 2.70          | 14'              | 1.77                   | 2.06       |
|                |   | 30                | 3.00          | 15'              | 1.71                   | 1.99       |
| ST-C           | 15' radius - one-third<br>circle spray      | 15                | 1.10          | 12'              | 2.21                   | 2.57       |
|                |   | 20                | 1.20          | 13'              | 2.05                   | 2.39       |
|                |   | 25                | 1.30          | 14'              | 1.92                   | 2.23       |
|                |   | 30                | 1.40          | 15'              | 1.80                   | 2.09       |
| models         | description                                 | pressure<br>(PSI) | flow<br>(GPM) | radius<br>(feet) | D.N.B<br>(feet)        | IN/HR<br>■ |
| SS-C           | 4' x 20' center strip<br>spray              | 15                | 1.70          | 3' x 17'         | 17.0                   | 3.21       |
|                |   | 20                | 2.10          | 3.5' x 18'       | 18.0                   | 3.21       |
|                |   | 25                | 3.30          | 3.7' x 19'       | 19.0                   | 3.15       |
|                |   | 30                | 2.50          | 4' x 20'         | 20.0                   | 3.01       |
| SSQ-C          | 24' x 24' - square<br>pattern spray         | 15                | 1.90          | 18' x 18'        | 9.0                    | 2.26       |
|                |   | 20                | 2.30          | 20' x 20'        | 10.0                   | 2.21       |
|                |   | 25                | 2.70          | 22' x 22'        | 11.0                   | 2.15       |
|                |   | 30                | 3.00          | 24' x 24'        | 12.0                   | 2.01       |

NOTE: square spacing ■ is calculated at 50% diameter of throw. triangle spacing ▲ is calculated at 60% diameter of throw. pressure (PSI) is measured at the nozzle. flow rates shown are maximum. Inserts are adjustable for less GPM flow. assumes ideal conditions.

## 2" & 4" pop-up sprinklers

### FP2 series



### FP4 series



### features

- 2" & 4" pop-up sprinklers made from impact resistant ABS.
- interchangeable & replaceable nozzles.
- 1/2" female pipe thread inlet.
- heavy duty stainless steel spring with positive retraction.
- santoprene wiper seal.
- easy to remove filter for cleaning debris.
- adjustable flow rate & ratcheting stem for easy, positive spray adjustment.
- color-coded labeling for fast spray-type recognizing.
- spray nozzle spacing: 11' - 15'

| base model | description  |  | weight (lbs) | case qty |
|------------|--|--|--------------|----------|
| FP2F       | 2" spring pop-up sprinkler full circle spray           |  | 0.126        | 48       |
| FP2H       | 2" spring pop-up sprinkler half circle spray           |  | 0.126        | 48       |
| FP2Q       | 2" spring pop-up sprinkler 1/4 circle spray            |  | 0.126        | 48       |
| FP23Q      | 2" spring pop-up sprinkler 3/4 circle spray            |  | 0.126        | 48       |
| FP2T       | 2" spring pop-up sprinkler 1/3 circle spray            |  | 0.126        | 48       |
| FP2SS      | 2" spring pop-up sprinkler side strip spray            |  | 0.126        | 48       |
| FP2CS      | 2" spring pop-up sprinkler center strip spray          |  | 0.126        | 48       |
| FP2ES      | 2" spring pop-up sprinkler end strip spray             |  | 0.126        | 48       |
| FP2ASA     | 2" spring pop-up sprinkler 25° - 360° adjustable spray |  | 0.126        | 48       |
| FP4F       | 4" spring pop-up sprinkler full circle spray           |  | 0.168        | 48       |
| FP4H       | 4" spring pop-up sprinkler half circle spray           |  | 0.168        | 48       |
| FP4Q       | 4" spring pop-up sprinkler 1/4 circle spray            |  | 0.168        | 48       |
| FP43Q      | 4" spring pop-up sprinkler 3/4 circle spray            |  | 0.168        | 48       |
| FP4T       | 4" spring pop-up sprinkler 1/3 circle spray            |  | 0.168        | 48       |
| FP4SS      | 4" spring pop-up sprinkler side-strip spray            |  | 0.168        | 48       |
| FP4CS      | 4" spring pop-up sprinkler center-strip spray          |  | 0.168        | 48       |
| FP4ES      | 4" spring pop-up sprinkler end-strip spray             |  | 0.168        | 48       |
| FP4ASA     | 4" spring pop-up sprinkler 25° - 360° adjustable spray |  | 0.168        | 48       |









## plastic sprinkler nozzles

### 15 series



### features

- contains 2 nozzles and 2 filters.
- made from impact resistant ABS construction
- fits most 1/2" male pop-up sprinkler stems.
- stainless steel flow adjustment screw.
- nozzle spacing: 11' - 15'

| base model | description  |   | weight (lbs) | case qty |
|------------|--|---|--------------|----------|
| 15F-C      | plastic sprinkler nozzle full circle spray, 15' radius- 2 pack |    | 0.01         | 12       |
| 15H-C      | plastic sprinkler nozzle half circle spray, 15' radius- 2 pack |  | 0.01         | 12       |
| 15Q-C      | plastic sprinkler nozzle 1/4 circle spray, 15' radius- 2 pack  |  | 0.01         | 12       |
| 153Q-C     | plastic sprinkler nozzle 3/4 circle spray, 15' radius- 2 pack  |  | 0.01         | 12       |
| 15T-C      | plastic sprinkler nozzle 1/3 circle spray, 15' radius- 2 pack  |  | 0.01         | 12       |
| 15ES-C     | plastic sprinkler nozzle end strip spray 4' x 12'- 2 pack      |  | 0.01         | 12       |
| 15CS-C     | plastic sprinkler nozzle center strip spray 4' x 24'- 2 pack   |  | 0.01         | 12       |
| 15SS-C     | plastic sprinkler nozzle side strip spray 4' x 24'- 2 pack     |  | 0.01         | 12       |
| 15ASA-C    | plastic nozzle adjustable spray arc 25°-360° 15' radius-2 pack |   | 0.01         | 12       |



## plastic & brass impulse & rotor sprinklers

LMG-B



### features

- impact resistant ABS construction
- boxes (-B") or carded ("-C") for retail
- spacing 29' - 45'
- adjustable to full or part circle coverage
- optimal pressure: 25 - 65 PSI

PU61DP-C



RO-100-B




300-A-16-14



S201 series



U61DP-C



| base model  | LMG-B  | PU61DP-C                                      | RO-100-B  |
|-------------|--|---|---|
| description | plastic pop-up impulse sprinkler boxed 65201 | plastic impulse 1/2" MPT precision arm carded | gear driven rotor pop-up sprinkler individually boxed |
| weight      | 1.1  | 0.182   | 1.9   |
| case qty    | 12   | 12  | 12  |

| base model   | 300-A-16-14  | S201-2-10-06   | S201-2-12-08  | U61DP-C  |
|--------------|--|--|---|--|
| description  | brass full circle impulse 1" male double opposing nozzle diffuser pin (1/4" x 7/32") | brass full circle impulse 3/4" male/sure seal, double nozzle (5/32" x 3/32") | brass full circle impulse 3/4" male/sure seal, double nozzle (3/16" x 1/8") | brass impulse sprinkler 1/2" MPT with precision spray arm ("-C" carded for retail) |
| weight (lbs) | 2.42   | 1.1  | 1.1   | 0.552  |
| case qty     | 12   | 20   | 20  | 12   |

| PSI | GPM  | radius | IN/HR ▢ | IN/HR ▲ |
|-----|------|--------|---------|---------|
| 60  | 24.7 | 63'    | 0.6     | 0.5     |
| 70  | 26.8 | 65'    | 0.5     | 0.4     |
| 80  | 28.8 | 67'    | 0.5     | 0.4     |
| 50  | 10.6 | 50'    | 0.4     | 0.3     |
| 60  | 11.5 | 51'    | 0.4     | 0.3     |
| 70  | 12.4 | 52'    | 0.4     | 0.3     |
| 50  | 10.6 | 50'    | 0.4     | 0.3     |
| 60  | 11.5 | 51'    | 0.4     | 0.3     |
| 70  | 12.4 | 52'    | 0.4     | 0.3     |
| 40  | 4.55 | 43'    | 0.4     | 0.4     |
| 50  | 5.15 | 47'    | 0.5     | 0.4     |
| 60  | 5.65 | 48'    | 0.5     | 0.4     |

brass swivel & non-swivel fittings

5F



12F



features

- brass construction
- full swivel
- fits any male garden hose thread

7F



13F



| base model   | 5F   | 7F   | 12F  | 13F  |
|--------------|--|--|--|--|
| description  | brass swivel hose fitting 3/4" female hose thread x 1/2" MIP | brass swivel hose fitting 3/4" x 3/4" female hose thread | brass swivel hose fitting 3/4" female hose thread x 3/4" FIP | brass swivel hose fitting 3/4" female hose thread x 1/2" |
| weight (lbs) | 0.1  | 0.23   | 0.13   | 0.13   |
| case qty     | 40   | 30   | 30   | 30   |

6F



10F



features

- brass construction
- non-swivel

8F



14HC



9F



| base model   | 6F   | 8F  | 9F   | 10F   | 14HC                                    |
|--------------|--|---|--|---|---|
| description  | brass hose fitting 3/4" male hose thread x 3/4" male hose thread | brass hose fitting 3/4" male hose thread x 3/4" MIP or 1/2" FIP | brass hose fitting female hose thread x dual 3/4" MIP and 1/2" FIP | brass hose fitting 3/4" male hose thread x 1/2" MIP | brass hose and end cap 3/4" hose thread |
| weight (lbs) | 0.13   | 0.13  | 0.23   | 0.125   | 0.13                                    |
| case qty     | 30   | 30  | 30   | 30  | 30                                      |


## tools and accessories

### sprinkler base

B-1



C-2



### features

- sprinkler stand for a portable, standing sprinkler with hose connection
- 3/4" swivel female hose connection inlet

### sprinkler keys

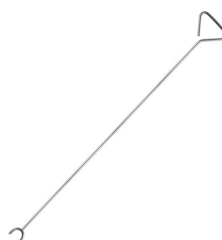
30-6



30-30



30-54




### sweeper nozzle



### sprinkler wrench



| base model   | B-1                                     | C-2                                     | 30-6                              | 30-30                              | 30-54                              | 35N                             | WB                        |
|--------------|---|---|-----------------------------------|------------------------------------|------------------------------------|---------------------------------|---------------------------|
| description  | sprinkler base<br>1/2" FIP 14"<br>round | sprinkler base<br>3/4" FIP 14"<br>round | sprinkler valve<br>control key 6" | sprinkler valve<br>control key 30" | sprinkler valve<br>control key 54" | brass sweeper<br>hose nozzle 6" | brass sprinkler<br>wrench |
| weight (lbs) | 1                                       | 1.08                                    | 0.28                              | 0.67                               | 1                                  | 0.416                           | 0.14                      |
| case qty     | 12                                      | 12                                      | 24                                | 12                                 | 12                                 | 24                              | 18                        |



# *CHAMPION PLUMBING*

## ball valves

### BVS series



### BVF series



### BVR series



### features

- lead free brass full port ball valves
- BVS series sweat: max pressure: 600 PSI (1/2" to 2" models) 400 PSI (2-1/2" to 3" models): max temp: 300°
- BVF series threaded: max pressure: 600 PSI (1/2" to 2" models) 400 PSI (2-1/2" to 3" models): max temp: 300°
- BVR REDIGRIP series PEX and CPVC compatible: max pressure: 232 PSI: max temp: 203°
- QuickTurn® handle
- for water application



| base model   | BV50S                          | BV75S                          | BV100S                       | BV125S                           |
|--------------|--------------------------------|--------------------------------|------------------------------|----------------------------------|
| description  | 1/2" lead free full port sweat | 3/4" lead free full port sweat | 1" lead free full port sweat | 1-1/4" lead free full port sweat |
| weight (lbs) | 0.33                           | 0.58                           | 1.05                         | 1.39                             |

| base model   | BV150S                           | BV200S                       | BV250S                           | BV300S                       |
|--------------|----------------------------------|------------------------------|----------------------------------|------------------------------|
| description  | 1-1/2" lead free full port sweat | 2" lead free full port sweat | 2-1/2" lead free full port sweat | 3" lead free full port sweat |
| weight (lbs) | 2.34                             | 3.48                         | 6.13                             | 7.55                         |

| base model   | BV50F                             | BV75F                             | BV100F                          | BV125F                              |
|--------------|-----------------------------------|-----------------------------------|---------------------------------|-------------------------------------|
| description  | 1/2" lead free full port threaded | 3/4" lead free full port threaded | 1" lead free full port threaded | 1-1/4" lead free full port threaded |
| weight (lbs) | 0.01                              | 0.01                              | 1.09                            | 1.50                                |

| base model   | BV150F                              | BV200F                          | BV250F                              | BV300F                          |
|--------------|-------------------------------------|---------------------------------|-------------------------------------|---------------------------------|
| description  | 1-1/2" lead free full port threaded | 2" lead free full port threaded | 2-1/2" lead free full port threaded | 3" lead free full port threaded |
| weight (lbs) | 2.36                                | 3.44                            | 6.13                                | 7.58                            |

| base model  | BV50R                              | BV75R                              | BV100R                           |
|-------------|------------------------------------|------------------------------------|----------------------------------|
| description | 1/2" lead free REDIGRIP ball valve | 3/4" lead free REDIGRIP ball valve | 1" lead free REDIGRIP ball valve |
| weight      | 0.48                               | 0.70                               | 1.28                             |



## ball valves

### BVX series



### features

- lead free brass full port ball valves
- BVX series PEX compatible: max pressure: 400 PSI: max temp: 200°
- BVU series Uponor connection: max pressure: 400 PSI: max temp: 200°
- BVC series copper compression connection: max pressure: 200 PSI: max temp: 300° QuickTurn® handle
- for water application

### BVU series



| base model  | BV50X                         | BV75X                         | BV100X                      |
|-------------|-------------------------------|-------------------------------|-----------------------------|
| description | 1/2" lead free PEX ball valve | 3/4" lead free PEX ball valve | 1" lead free PEX ball valve |
| weight      | 0.28                          | 0.43                          | 0.61                        |

### BVC series



| base model  | BV50U                            | BV75U                            | BV100U                         |
|-------------|----------------------------------|----------------------------------|--------------------------------|
| description | 1/2" lead free Uponor ball valve | 3/4" lead free Uponor ball valve | 1" lead free Uponor ball valve |
| weight      | 0.32                             | 0.51                             | 0.80                           |

| base model   | BV50C                      | BV75C                      |
|--------------|----------------------------|----------------------------|
| description  | 1/2" lead free compression | 3/4" lead free compression |
| weight (lbs) | 0.57                       | 0.83                       |

## gas ball valve

### GBF series



### features

- lead free
- GBFFL series: FIP x flare
- ANSI Z21.15/CGA9.1 (1/2PSI) approved
- ASME B16.44 (1/2, 2, 5 PSI) approved
- CR91-002 approved

### GBFFL series



| base model  | GB50F                         | GB75F                         | GB100F                      |
|-------------|-------------------------------|-------------------------------|-----------------------------|
| description | 1/2" AGA gas ball valve F x F | 3/4" AGA gas ball valve F x F | 1" AGA gas ball valve F x F |
| weight      | 0.32                          | 0.47                          | 0.78                        |

| base model  | GB50FFL                        | GB75FFL                        |
|-------------|--------------------------------|--------------------------------|
| description | 1/2" AGA gas ball valve F x FL | 3/4" AGA gas ball valve F x FL |



## stop valves

### SV series

#### SVC



#### SVC-W



#### SVF



#### SVF-W



#### SVS



#### SVS-W



### features

- lead free
- OD compression
- size 1/2" and 3/4"
- SV-W series allows draining of non-pressure side of valve when closed
- multi-purpose in-line shut-off valves for use in low pressure, domestic potable water systems

| base model   | SV50C                                | SV75C                                | SV50C-W                                   | SV75C-W                                   |
|--------------|--------------------------------------|--------------------------------------|---|---|
| description  | 1/2" compression (5/8" OD) lead free | 3/4" compression (7/8" OD) lead free | 1/2" compression (5/8" OD) with drain, LF | 3/4" compression (7/8" OD) with drain, LF |
| weight (lbs) | 0.58                                 | 0.61                                 | 0.79                                      | 0.79                                      |

| base model   | SV50F                        | SV75F                        | SV50F-W                                 | SV75F-W                                 |
|--------------|------------------------------|------------------------------|---|---|
| description  | 1/2" FIP (5/8" OD) lead free | 3/4" FIP (7/8" OD) lead free | 1/2" FIP (5/8" OD) with drain lead free | 3/4" FIP (7/8" OD) with drain lead free |
| weight (lbs) | 0.55                         | 0.64                         | 0.57                                    | 0.64                                    |

| base model   | SV50S                          | SV75S                          | SV50S-W                                    | SV75S-W                             |
|--------------|--------------------------------|--------------------------------|--|-------------------------------------|
| description  | 1/2" sweat (5/8" OD) lead free | 3/4" sweat (7/8" OD) lead free | 1/2" sweat (5/8" OD) with drain, lead free | 3/4" sweat (7/8" OD) with drain, LF |
| weight (lbs) | 0.45                           | 0.59                           | 0.48                                       | 0.62                                |



## ball valve hose bibs


### 251BVLF



### 252BVLF



### 253BVLF



### 255BVLF



### 301BVLF



### features

- reliable brass construction with full-port ball valve operation.
- bi-direction QuickTurn operation.
- ADA Compliant.
- max pressure: 125 PSI.
- max temperature: 180 deg. F.
- lead free certified by IAPMO

| base model  | 251BVLF                                | 252BVLF                                  | 253BVLF                                |
|-------------|--|--|--|
| description | no-kink hose bib<br>1/2" MIP lead free | no-kink hose bib<br>3/4" sweat lead free | no-kink hose bib<br>1/2" FIP lead free |
| weight      | 0.7000                                 | 0.0700                                   | 0.629                                  |
| case qty    | 10                                     | 10                                       | 10                                     |

| base model  | 255BVLF                                 | 301BVLF                                 | 302BVLF                                 |
|-------------|---|---|---|
| description | hose bib sillcock<br>1/2" FIP lead free | standard hose bib<br>3/4" MIP lead free | standard hose bib<br>1/2" MIP lead free |
| weight      | 0.70780                                 | 0.07000                                 | 0.07000                                 |
| case qty    | 10                                      | 10                                      | 10                                      |

| base model  | 351BVLF                                | 353BVLF                                  | 355BVLF                                 |
|-------------|--|--|---|
| description | no-kink hose bib<br>1/2" MIP lead free | no-kink hose bib<br>3/4" sweat lead free | hose bib sillcock<br>1/2" FIP lead free |
| weight      | 0.70730                                | 0.0660                                   | 0.0760                                  |
| case qty    | 10                                     | 10                                       | 10                                      |



## angle supply stop valves

### AS50C series



#### features

- polished chrome
- quarter turn operation
- self-lubricating teflon seals
- double o-ring for safety
- max pressure: 125 PSI
- max temperature: 160°

### AS50F series



### AS50S series



### AS50P series



### AS50X series



|             |   |   |
|-------------|---|---|
| base model  | AS50C25C                                    | AS50C37C                                    |
| description | 1/4 turn, 5/8" OD x 1/4" OD compression, LF | 1/4 turn, 5/8" OD x 3/8" OD compression, LF |

|              |  |  |
|--------------|--|--|
| base model   | AS50F25C                                     | AS50F37C                                     |
| description  | 1/4 turn, 1/2" FIP x 1/4" OD compression, LF | 1/4 turn, 1/2" FIP x 3/8" OD compression, LF |
| weight (lbs) | 0.20   | 0.20   |

|              |  |   |
|--------------|--|---|
| base model   | AS50S25C                                     | AS50S37C                                      |
| description  | 1/4 turn, 1/2" SWT x 1/4" OD compression, LF | 1/4 turn, 1/2" SWT x 3/8" OD, compression, LF |
| weight (lbs) | 0.18   | 0.18  |

|              |   |   |
|--------------|---|---|
| base model   | AS50P25C                                      | AS50P37C                                      |
| description  | 1/4 turn, 1/2" CPVC x 1/4" OD compression, LF | 1/4 turn, 1/2" CPVC x 3/8" OD compression, LF |
| weight (lbs) | 0.26  | 0.26  |

|              |  |  |
|--------------|--|--|
| base model   | AS50X25C                                     | AS50X37C                                     |
| description  | 1/4 turn, 1/2" PEX x 1/4" OD compression, LF | 1/4 turn, 1/2" PEX x 3/8" OD compression, LF |
| weight (lbs) | 0.17   | 0.17   |



## angle supply stop valves

### ASR series



### features

- polished chrome
- lead free
- OD compression on AS series
- quarter turn operation
- self lubricating teflon seals
- double o-ring for safety
- max pressure: 125 PSI
- max temperature: 160°



### ASU series



| base model  | AS50R25C  | AS50R37C   | AS50U25C  | AS50U37C  |
|-------------|---|--|---|---|
| description | QuickTurn®, 1/2" REDIGRIP x 1/4" OD compression, LF | QuickTurn® 1/2" REDIGRIP x 3/8" OD compression, LF | 1/4 turn, 1/2" Uponor PEX x 1/4" OD compression, LF | 1/4 turn, 1/2" Uponor PEX x 3/8" OD compression, LF |

### AS50X75H-RN



### features

- quarter turn operation
- self lubricating teflon seals
- double o-ring for safety
- max pressure: 125 PSI
- max temperature: 160°

### AS50M25C-N



| base model  | AS50X75H-RN                                      | AS50M25C-N  |
|-------------|--|---|
| description | 1/4 turn, 1/2" PEX x 3/4" MHT rhg brz w/nut - LF | angle stop qtr turn long stem 1/4" comp OD x 1/2" MIP compression -LF |

## straight stop valves

### SS50C37C



### features

- OD compression
- lead free
- polished chrome
- quarter turn operation
- self lubricating teflon seals
- double o-ring for safety
- max pressure: 125 PSI
- max temperature: 160°
- ANSI 61



### SS50F37C



### SS50S37C



### SS50P37C



### SS50X series



### SS50R series




| base model   | SS50C37C                                    | SS50F37C                                     | SS50S37C                                       | SS50P37C                                      |
|--------------|---|--|--|---|
| description  | 1/4 turn, 5/8" OD x 3/8" OD compression, LF | 1/4 turn, 1/2" FIP x 3/8" OD compression, LF | 1/4 turn, 1/2" sweat x 3/8" OD compression, LF | 1/4 turn, 1/2" CPVC x 3/8" OD compression, LF |
| weight (lbs) | 0.21  | 0.20   | 0.17   | 0.25  |

| base model   | SS50X25C                                     | SS50X37C                                     | SS50R25C   | SS50R37C   |
|--------------|--|--|--|--|
| description  | 1/4 turn, 1/2" PEX x 1/4" OD compression, LF | 1/4 turn, 1/2" PEX x 3/8" OD compression, LF | QuickTurn® 1/4" REDIGRIP x 3/8" OD compression, LF | QuickTurn® 1/2" REDIGRIP x 3/8" OD compression, LF |
| weight (lbs) | 0.15   | 0.15   | 0.22   | 0.22   |

## frost-free sillcocks


### FAM series




### FFM series



### FARG series



### FFRG series



### features

- available inlet types:
  - REDIGRIP push-fit inlet, 1/2" MIP, or copper sweat
- 3/4" hose thread outlet
- chrome plated
- FAM series: anti-siphon valve, FFM series: standard valve
- REDIGRIP Series: FARG series: anti-siphon valve FFRG series: standard valve
- lead free
- REDIGRIP connection certified to ASSE 1061 for easy connection system for copper, CPVC, or PEX pipe
- frost-free sillcocks provide a non-freezing water supply when installed into a building wall
- automatic draining upon shut off if the hose is removed or open
- anti-siphon models comply with ASSE 1019
- cUPC and NSF61 approved, conforms to NSF 372

|             |  |  |  |
|-------------|--|--|--|
| base model  | FA50M04                                    | FA50M06                                    | FA50M08                                    |
| description | frost-free LF sillcock 1/2" MIP x SWT x 4" | frost-free LF sillcock 1/2" MIP x SWT x 6" | frost-free LF sillcock 1/2" MIP x SWT x 8" |

|             |   |   |   |
|-------------|---|---|---|
| base model  | FA50M10                                     | FA50M12                                     | FA50M14                                     |
| description | frost-free LF sillcock 1/2" MIP x SWT x 10" | frost-free LF sillcock 1/2" MIP x SWT x 12" | frost-free LF sillcock 1/2" MIP x SWT x 14" |

|             |   |   |   |
|-------------|---|---|---|
| base model  | FA75M08                                     | FA75M10                                     | FA75M12                                     |
| description | frost-free LF sillcock 3/4" MIP x SWT x 10" | frost-free LF sillcock 3/4" MIP x SWT x 12" | frost-free LF sillcock 3/4" MIP x SWT x 14" |

|             |  |                                      |  |
|-------------|--|--------------------------------------|--|
| base model  | FF50M04                                    | FF50M06                              | FF50M08                                    |
| description | frost-free LF sillcock 1/2" MIP x SWT x 4" | frost-free LF sillcock 1/2" MIP x 6" | frost-free LF sillcock 1/2" MIP x SWT x 8" |

|             |   |                                       |   |
|-------------|---|---------------------------------------|---|
| base model  | FF50M10                                     | FF50M12                               | FF50M14                                     |
| description | frost-free LF sillcock 1/2" MIP x SWT x 10" | frost-free LF sillcock 1/2" MIP x 12" | frost-free LF sillcock 1/2" MIP x SWT x 14" |

|             |  |  |  |
|-------------|--|--|--|
| base model  | FA50RG04                                     | FA50RG06                                     | FA50RG08                                     |
| description | frost-free anti-siphon LF 1/2" REDIGRIP x 4" | frost-free anti-siphon LF 1/2" REDIGRIP x 6" | frost-free anti-siphon LF 1/2" REDIGRIP x 8" |

|             |   |   |   |
|-------------|---|---|---|
| base model  | FA50RG010                                     | FA50RG12                                      | FA50RG14                                      |
| description | frost-free anti-siphon LF 1/2" REDIGRIP x 10" | frost-free anti-siphon LF 1/2" REDIGRIP x 12" | frost-free anti-siphon LF 1/2" REDIGRIP x 14" |

|             |   |   |   |
|-------------|---|---|---|
| base model  | FF50RG04                                  | FF50RG06                                  | FF50RG08                                  |
| description | frost-free LF sillcock 1/2" REDIGRIP x 4" | frost-free LF sillcock 1/2" REDIGRIP x 6" | frost-free LF sillcock 1/2" REDIGRIP x 8" |

|             |  |  |  |
|-------------|--|--|--|
| base model  | FF50RG10                                   | FF50RG12                                   | FF50RG14                                   |
| description | frost-free LF sillcock 1/2" REDIGRIP x 10" | frost-free LF sillcock 1/2" REDIGRIP x 12" | frost-free LF sillcock 1/2" REDIGRIP x 14" |



## garden valves

### GVF series



### GVF-V series



### GVF-LK series



### features

- lead free
- full flow design, available in bent nose or inverted nose models
- size 1/2", 3/4", and 1"
- multi-purpose external shut-off valve for use in low pressure, domestic potable water systems
- available in loose key GVF-LK series

| base model   | GV50F                              | GV75F                              | GV100F                           |
|--------------|------------------------------------|------------------------------------|----------------------------------|
| description  | bent nose<br>1/2" FIP<br>lead free | bent nose<br>3/4" FIP<br>lead free | bent nose<br>1" FIP<br>lead free |
| weight (lbs) | 0.65                               | 0.67                               | 0.74                             |

| base model   | GV50F-V                           | GV75F-V                           | GV100F-V                        |
|--------------|-----------------------------------|-----------------------------------|---------------------------------|
| description  | inverted<br>1/2" FIP<br>lead free | inverted<br>3/4" FIP<br>lead free | inverted<br>1" FIP<br>lead free |
| weight (lbs) | 0.60                              | 0.68                              | 0.66                            |

| base model   | GV50F-LK                                | GV75F-LK                                | GV100F-LK                             |
|--------------|---|---|---------------------------------------|
| description  | bent nose<br>1/2" FIP<br>LF - loose key | bent nose<br>3/4" FIP<br>LF - loose key | bent nose<br>1" FIP<br>LF - loose key |
| weight (lbs) | 0.53                                    | 0.55                                    | 0.58                                  |



## no kink hose bibs

NK50F



NK50M



NK50S



NK50C



NK50F-QT



NK50M-QT



NK50F-LK



### features

- lead free no kink hose bib
- max pressure: 125 PSI
- NK-F: female inlet
- NK-M: male inlet
- NKS: sweat
- NKC: compression
- NKF-QT & NKM-QT: quick turn
- NKF-LK & NKM-LK: loose key



| base model   | NK50F                            | NK75F                            | NK50M                            | NK75M                            |
|--------------|----------------------------------|----------------------------------|----------------------------------|----------------------------------|
| description  | no kink<br>1/2" FIP<br>lead free | no kink<br>3/4" FIP<br>lead free | no kink<br>1/2" MIP<br>lead free | no kink<br>3/4" MIP<br>lead free |
| weight (lbs) | 0.36                             | 0.37                             | 0.36                             | 0.45                             |

| base model   | NK50S                                     | NK50S-QT  |
|--------------|---|---|
| description  | no kink<br>1/2" & 3/4" sweat<br>lead free | qtr turn, no kink<br>1/2" & 3/4" sweat<br>lead free |
| weight (lbs) | 0.42                                      | 0.30  |

| base model   | NK50C                                    |
|--------------|--|
| description  | no kink 1/2"<br>compression<br>lead free |
| weight (lbs) | 0.44                                     |

| base model   | NK50F-QT                                       | NK75F-QT                                       | NK50M-QT                                       | NK75M-QT                                       |
|--------------|--|--|--|--|
| description  | quick turn<br>no kink<br>1/2" FIP<br>lead free | quick turn<br>no kink<br>3/4" FIP<br>lead free | quick turn<br>no kink<br>1/2" MIP<br>lead free | quick turn<br>no kink<br>3/4" MIP<br>lead free |
| weight (lbs) | 0.26   | 0.28   | 0.24   | 0.28   |

| base model   | NK50F-LK                                      | NK75F-LK                                      | NK50M-LK                                      | NK75M-LK                                      |
|--------------|---|---|---|---|
| description  | no kink<br>1/2" FIP<br>lead free<br>loose key | no kink<br>3/4" FIP<br>lead free<br>loose key | no kink<br>1/2" MIP<br>lead free<br>loose key | no kink<br>3/4" MIP<br>lead free<br>loose key |
| weight (lbs) | 0.38  | 0.40  | 0.35  | 0.40  |

## sillcocks

### SC50F



#### features

- lead free
- heavy patterned sillcock
- SC-F series female iron pipe inlet
- SC-S series copper sweat inlet
- 1/2" and 3/4"



### SC50S



| base model  | SC50F                 | SC75F                 | SC50S                              |
|-------------|-----------------------|-----------------------|------------------------------------|
| description | 1/2" FIP<br>lead free | 3/4" FIP<br>lead free | 1/2" or 3/4"<br>sweat<br>lead free |
| weight      | 0.57                  | 0.61                  | 0.61                               |

| base model  | SC50F-QT                          | SC75F-QT                          | SC50S-QT                                       |
|-------------|-----------------------------------|-----------------------------------|--|
| description | qtr turn<br>1/2" FIP<br>lead free | qtr turn<br>3/4" FIP<br>lead free | qtr turn<br>1/2" or 3/4"<br>sweat<br>lead free |
| weight      | 0.53                              | 0.55                              | 0.58   |

## standard hose bibs

### HBM series



#### features

- lead free
- heavy patterned hose bib
- HBM series male iron pipe inlet
- HBM-QT series QuickTurn®
- 1/2" and 3/4"

| base model   | HB50M                 | HB75M                 |
|--------------|-----------------------|-----------------------|
| description  | 1/2" MIP<br>lead free | 3/4" MIP<br>lead free |
| weight (lbs) | 0.36                  | 0.45                  |

### HBM-QT series



| base model   | HB50M-QT                                     | HB75M-QT                                     |
|--------------|--|--|
| description  | qtr turn ball valve<br>1/2" MIP<br>lead free | qtr turn ball valve<br>3/4" MIP<br>lead free |
| weight (lbs) | 0.32   | 0.49   |

## boiler drains

### BD50C



#### features

- lead free
- heavy construction
- multi-purpose supply/drain valves for use in low pressure, domestic potable water systems

|              |   |
|--------------|---|
| base model   | BD50C   |
| description  | compression connection<br>1/2" (5/8" OD)<br>lead free |
| weight (lbs) | 0.56  |

### BDM series



|              |                                   |                                   |
|--------------|-----------------------------------|-----------------------------------|
| base model   | BD50M-QT                          | BD75M-QT                          |
| description  | qtr turn<br>MIP 1/2"<br>lead free | qtr turn<br>MIP 3/4"<br>lead free |
| weight (lbs) | 0.28                              | 0.30                              |

### BDF series



|              |                                     |                                     |
|--------------|-------------------------------------|-------------------------------------|
| base model   | BD50M                               | BD75M                               |
| description  | heavy duty<br>1/2" MIP<br>lead free | heavy duty<br>3/4" MIP<br>lead free |
| weight (lbs) | 0.49                                | 0.55                                |

### BD50X



|              |                                   |                                   |
|--------------|-----------------------------------|-----------------------------------|
| base model   | BD50F-QT                          | BD75F-QT                          |
| description  | qtr turn<br>FIP 1/2"<br>lead free | qtr turn<br>FIP 3/4"<br>lead free |
| weight (lbs) | 0.27                              | 0.30                              |

|              |                                     |                                     |
|--------------|-------------------------------------|-------------------------------------|
| base model   | BD50F                               | BD75F                               |
| description  | heavy duty<br>FIP 1/2"<br>lead free | heavy duty<br>FIP 3/4"<br>lead free |
| weight (lbs) | 0.48                                | 0.53                                |

|              |                       |
|--------------|-----------------------|
| base model   | BD50X                 |
| description  | PEX 1/2"<br>lead free |
| weight (lbs) | 0.53                  |

### vacuum breaker



#### features

- lead free
- Forged brass body
- Fits any 3/4" hose thread outlet
- Break-off attachment screw for permanent installation

|              |                               |
|--------------|-------------------------------|
| base model   | VB75F                         |
| description  | vacuum<br>breaker<br>3/4" FHT |
| weight (lbs) | 0.15                          |

WM50C



features

- use for hot or cold water systems
- compatible with a variety of piping
- lead free



|              |  |  |
|--------------|--|--|
| base model   | WM50C  | WM50F                                      |
| description  | 1/2" compression<br>(5/8" OD) x 3/4"<br>MHT-LF | 1/2" FIP x 3/4"<br>MHT plated<br>lead free |
| weight (lbs) | 0.42   | 0.36                                       |

WM50F



|              |                             |                              |
|--------------|-----------------------------|------------------------------|
| base model   | WM50M-R                     | WM50M-B                      |
| description  | long stem 1/2<br>red handle | long stem 1/2<br>blue handle |
| weight (lbs) | 0.46                        | 0.46                         |

WM50M-B



WM50M-R



## braided stainless steel supply lines



### features

- use for hot or cold water systems
- compatible with a variety of piping
- lead free

### supply line

|             |                                       |                                       |                                       |                                       |
|-------------|---------------------------------------|---------------------------------------|---------------------------------------|---------------------------------------|
| base model  | HS37C50F-16                           | HS37C50F-20                           | HS37C50F-24                           | HS37C50F-36                           |
| description | 3/8" comp x<br>1/2" FIP x<br>16" long | 3/8" comp x<br>1/2" FIP x<br>20" long | 3/8" comp x<br>1/2" FIP x<br>24" long | 3/8" comp x<br>1/2" FIP x<br>36" long |

|             |  |  |  |                                       |
|-------------|--|--|--|---------------------------------------|
| base model  | HS37C37C-12                            | HS37C37C-16                            | HS37C37C-20                            | HS37C50F-12                           |
| description | 3/8" comp x<br>3/8" comp x<br>12" long | 3/8" comp x<br>3/8" comp x<br>16" long | 3/8" comp x<br>3/8" comp x<br>20" long | 3/8" comp x<br>1/2" FIP x<br>12" long |

### HS37C87B-12



|             |                                      |                                      |                                      |                                      |                                      |
|-------------|--------------------------------------|--------------------------------------|--------------------------------------|--------------------------------------|--------------------------------------|
| base model  | HS50F50F-12                          | HS50F50F-16                          | HS50F50F-20                          | HS50F50F-24                          | HS50F50F-36                          |
| description | 1/2" FIP x<br>1/2" FIP x<br>12" long | 1/2" FIP x<br>1/2" FIP x<br>16" long | 1/2" FIP x<br>1/2" FIP x<br>20" long | 1/2" FIP x<br>1/2" FIP x<br>24" long | 1/2" FIP x<br>1/2" FIP x<br>36" long |

### toilet supply line

### HS75F75F-20



|             |                                      |                                      |                                      |
|-------------|--------------------------------------|--------------------------------------|--------------------------------------|
| base model  | HS37C87B-12                          | HS37C87B-16                          | HS37C87B-20                          |
| description | 3/8" comp x<br>7/8" BC x<br>12" long | 3/8" comp x<br>7/8" BC x<br>16" long | 3/8" comp x<br>7/8" BC x<br>20" long |

### HS25C25C-20



### water heater connector

|             |                                      |                                     |
|-------------|--------------------------------------|-------------------------------------|
| base model  | HS75F75F-20                          | HS75M75M-20                         |
| description | 3/4" FIP x<br>3/4" FIP x<br>20" long | 3/4" MIP x<br>3/4" MIP x20"<br>long |

### ice maker connector

|             |                                     |
|-------------|-------------------------------------|
| base model  | HS25C25C-20                         |
| description | 1/4" comp x<br>1/4" comp x 20" long |

### HS75H75H-48



### washing machine connector

|             |                                      |                                      |
|-------------|--------------------------------------|--------------------------------------|
| base model  | HS75H75H-48                          | HS75H75H-72                          |
| description | 3/4" FHT x<br>3/4" FHT x<br>48" long | 3/4" FHT x<br>3/4" FHT x<br>72" long |







# REDIGRIP

— FITTINGS —

## REDIGRIP push-fit adapters

### RGC series



#### features

- lead free push-fittings
- REDIGRIP adapters allow easy connection system for copper, CPVC or PEX pipe within seconds, no soldering required
- max pressure 232 PSI
- max temp 203°

| base model   | RGC50                                   | RGC75                                   | RGC100                              |
|--------------|---|---|-------------------------------------|
| description  | lead free REDIGRIP coupling 1/2" x 1/2" | lead free REDIGRIP coupling 3/4" x 3/4" | lead free REDIGRIP coupling 1" x 1" |
| weight (lbs) | 0.159                                   | 0.251                                   | 0.43                                |

### RGE series



| base model   | RGC75-R                                 | RGC100-R                              |
|--------------|---|---------------------------------------|
| description  | lead free REDIGRIP coupling 3/4" x 1/2" | lead free REDIGRIP coupling 1" x 3/4" |
| weight (lbs) | 0.196                                   | 0.353                                 |

### RGT series



| base model   | RGE50                                | RGE75                                | RGE100                           |
|--------------|--------------------------------------|--------------------------------------|----------------------------------|
| description  | lead free REDIGRIP elbow 1/2" x 1/2" | lead free REDIGRIP elbow 3/4" x 3/4" | lead free REDIGRIP elbow 1" x 1" |
| weight (lbs) | 0.201                                | 0.304                                | 0.575                            |

### RGP50



| base model   | RGE75-R                                       | RGE50-F  |
|--------------|---|--|
| description  | lead free reducing REDIGRIP elbow 3/4" x 1/2" | lead free REDIGRIP elbow 1/2" x 1/2" FNPT with mounting flange |
| weight (lbs) | 0.26  | 0.353  |


| base model   | RGT50                                     | RGT75                                     | RGT100                              | RGT75-RS                                  |
|--------------|---|---|-------------------------------------|---|
| description  | lead free REDIGRIP tee 1/2" x 1/2" x 1/2" | lead free REDIGRIP tee 3/4" x 3/4" x 3/4" | lead free REDIGRIP tee 1" x 1" x 1" | lead free REDIGRIP tee 3/4" x 3/4" x 1/2" |
| weight (lbs) | 0.304                                     | 0.454                                     | 0.772                               | 0.375                                     |

| base model   | RGT75-RT                                  | RGT75-R                                   | RGT100-RS                             |
|--------------|---|---|---------------------------------------|
| description  | lead free REDIGRIP tee 3/4" x 1/2" x 3/4" | lead free REDIGRIP tee 3/4" x 1/2" x 1/2" | lead free REDIGRIP tee 1" x 1" x 3/4" |
| weight (lbs) | 0.386                                     | 0.337                                     | 0.639                                 |

| base model   | RGP50                        | RGP75                        | RGP100                     |
|--------------|------------------------------|------------------------------|----------------------------|
| description  | lead free REDIGRIP plug 1/2" | lead free REDIGRIP plug 3/4" | lead free REDIGRIP plug 1" |
| weight (lbs) | 0.077                        | 0.13                         | 0.258                      |


## REDIGRIP push-fit adapters

### RGAM series



|              |   |   |
|--------------|---|---|
| base model   | RGA100M100                                    | RGA100M75                                       |
| description  | lead free<br>REDIGRIP adapter<br>1" x 1" MNPT | lead free<br>REDIGRIP adapter<br>1" x 3/4" MNPT |
| weight (lbs) | 0.401   | 0.353   |

### RGA series



|              |   |   |   |
|--------------|---|---|---|
| base model   | RGA50M  | RGA50M75  | RGA75M75  |
| description  | lead free<br>REDIGRIP adapter<br>1/2" x 1/2" MNPT | lead free<br>REDIGRIP adapter<br>1/2" x 3/4" MNPT | lead free<br>REDIGRIP adapter<br>3/4" x 3/4" MNPT |
| weight (lbs) | 0.147   | 0.218   | 0.196   |

|              |   |   |   |   |
|--------------|---|---|---|---|
| base model   | RGA50F50  | RGA50F75  | RGA75F75  | RGA100F100                                    |
| description  | lead free<br>REDIGRIP adapter<br>1/2" x 1/2" FNPT | lead free<br>REDIGRIP adapter<br>1/2" x 3/4" FNPT | lead free<br>REDIGRIP adapter<br>3/4" x 3/4" FNPT | lead free<br>REDIGRIP adapter<br>1" x 1" FNPT |
| weight (lbs) | 0.157   | 0.181   | 0.223   | 0.353   |

### RGEA series



|              |  |  |
|--------------|--|--|
| base model   | RGEA50M50  | RGEA50F50  |
| description  | lead free<br>REDIGRIP elbow<br>adapter<br>1/2" x 1/2" MNPT | lead free<br>REDIGRIP elbow<br>adapter<br>1/2" x 1/2" FNPT |
| weight (lbs) | 0.216  | 0.196  |

### additional items

### REDIGRIP release tool



|              |                                  |                                  |                                |
|--------------|----------------------------------|----------------------------------|--------------------------------|
| base model   | RGR50                            | RGR75                            | RGR100                         |
| description  | REDIGRIP<br>release tool<br>1/2" | REDIGRIP<br>release tool<br>3/4" | REDIGRIP<br>release tool<br>1" |
| weight (lbs) | 0.013                            | 0.018                            | 0.031                          |

## terms and conditions

|                           |  |
|---------------------------|--|
| <b>TERMS:</b>             | Net 30 days after invoice date. All invoices mature from invoice date, not from receipt of invoice or material.  |
| <b>F.O.B.:</b>            | All sales are F.O.B. Factory. Will-calls not picked up after 5-days from notification will be shipped by common carrier under normal freight terms.  |
| <b>FREIGHT:</b>           | Prepaid to one location within the continental United States (48 contiguous states) on Net Invoice over \$1,500. All other shipments are shipped freight collect.  |
| <b>CREDIT:</b>            | Credit and eligibility for distributor prices must be established prior to initial order. Shipments will be held on accounts with unsatisfactory payment status. Past due accounts are subject to a monthly service charge.  |
| <b>PRICES:</b>            | Prices are subject to change without notice.   |
| <b>SHORTAGE:</b>          | Factory must be notified within 5 days from receipt of goods or shipment will be considered correct. No debits will be accepted until the factory determines final disposition.  |
| <b>PRODUCT DESIGN:</b>    | Manufacturer reserves the right to redesign, alter, or modify its product without incurring liability for customer inventory and future repair problems.   |
| <b>DEFECTIVE RETURNS:</b> | Written Return Goods Authorization (RGA) must be obtained prior to returning any defective material. Freight must be prepaid by customer with proof of purchase or invoice number. Freight will be credited on warranty items only. Parts returned without proof of purchase will be credited at Company's discretion. |
| <b>OVERSTOCK:</b>         | Written factory authorization must be obtained prior to any returns. A 30% restocking charge will be deducted from returned goods. All products are subject to inspection and, if found unsellable, will be discarded or returned at customers request and cost.   |

### limited warranty

Champion-Arrowhead warrants this products to be free from defects in material or workmanship, under normal use and service, for a period of three years from date of purchase by the original buyer (the "Warranty Period"). Champion-Arrowhead promises to replace or repair any part of this product that proves to be defective in material or workmanship during the warranty period. Company's liability is solely limited to original purchase price of the parts or products and no payment will be made for consequential or incidental costs or damages that may have been caused by part of product failure. Buyer's remedies are limited to return of the products and either repayment of the original purchase price or repair and/or replacement of nonconforming parts or products. Products alleged to be defective must be returned to Company in a timely manner for inspection before any remedy may be applied. The decision on how to remedy parts or products found to be defective will be made at the sole discretion of Champion-Arrowhead. In no event shall Champion-Arrowhead be liable for incidental or consequential damages, for damages resulting from improper installation, improper repair, or damages caused by neglect, abuse, or alteration. All implied warranties including any implied warranty of merchantability or fitness for any particular purpose are limited to a period of three years from the date of purchase. No person is authorized to change, add to, or create any warranty or obligation other than that set for here in. To obtain warranty service, contact your local dealer and/or contractor from whom you purchased this product. There are no warranties, express or implied, of the merchantability or fitness for a particular purpose, except as expressly described herein.

