

Over 100 New Products!!!



APOLLO
by  **MOSACK GROUP**

2021
RETAIL PRODUCT CATALOG



Telescoping Frost-Proof Hydrant

Apollo by Mosack Group is pleased to introduce a new patented Telescoping Frost-Proof Hydrant! This wall hydrant can extend its wall depth from 7 in. to 12 in. for desired installation. Once length is determined, the length can be locked for installation. Use in irrigation systems and outdoor watering.

Features

- Extends from 7 in. to 12 in. long for desired wall depth.
- Laser etched length markers assist in achieving desired length.
- Once length is determined, use wrench (included) to lock length.
- For use in irrigation systems and outdoor watering. *It should not be subjected to more than 12 hours of continuous water pressure.*
- Available in push, PEX-A, PEX-B, and female solder/male thread configurations.



Approvals

- ASSE 1019
- Patented



Wrench (included)



Extends from 7 in. to 12 in.



Part Number	Description	Carton Qty	UPC
-------------	-------------	------------	-----

TELESCOPING FROST-PROOF HYDRANTS

FPHMS12	1/2 in. Threaded/Solder x 3/4 in. MHT Chrome Plated Brass Telescoping Anti-Siphon Frost Free Sillcock	6	8 50003 46565 4
APXFPH12	1/2 in. Brass PEX-B Barb x 3/4 in. MHT Chrome Plated Brass Telescoping Anti-Siphon Frost Free Sillcock	6	1 91988 00563 4
EPXFPH12	1/2 in. Brass PEX-A Barb x 3/4 in. MHT Chrome Plated Brass Telescoping Anti-Siphon Frost Free Sillcock	6	1 91988 00564 1
FSBFPH12	1/2 in. Push-To-Connect x 3/4 in. MHT Chrome Plated Brass Telescoping Anti-Siphon Frost Free Sillcock	6	1 91988 00500 9
FPHPLT	Universal 1-3/8 in. Hose Bibb Steel Mounting Plate	12	8 50003 46598 2



Copper Press Fittings



Copper Press Fittings are NSF listed, lead free and feature an EPDM O-ring. Utilizing a hydraulic press tool, a watertight seal can be made in seconds without flame, solder, or flux. Each press fitting comes standard with leak-before-press technology to easily identify a fitting that has not been pressed. Connections can be made in wet conditions reducing project downtime. These fittings are available in sizes from 1/2 in. to 1 in. and are compatible with all major hydraulic press tools.

Features

- Leak before press technology.
- No solder necessary for installation.

Approvals

- NSF
- IAPMO



Press Tubing Insertion Depth			
Nominal Tubing Size	1/2 in.	3/4 in.	1 in.
Insertion Depth (in.)	3/4 in.	7/8 in.	7/8 in.



Part Number	Description	Carton Qty	UPC
-------------	-------------	------------	-----

COUPLINGS WITH STOPS



XPRC12	1/2 in. x 1/2 in. Copper Press x Press Coupling with Dimple Stop	20	8 10053 46004 7
XPRC1250JR	 1/2 in. x 1/2 in. Copper Press x Press Coupling with Dimple Stop (50-Pack Jar)	2	8 10053 46035 1
XPRC3412	3/4 in. x 1/2 in. Copper Press x Press Reducing Coupling	10	8 10053 46020 7
XPRC34	3/4 in. x 3/4 in. Copper Press x Press Coupling with Dimple Stop	10	8 10053 46018 4
XPRC3420JR	 3/4 in. x 3/4 in. Copper Press x Press Coupling with Dimple Stop (20-Pack Jar)	2	8 10053 46038 2
XPRC134	1 in. x 3/4 in. Copper Press x Press Reducing Coupling	10	8 10053 46025 2
XPRC1	1 in. x 1 in. Copper Press x Press Coupling with Dimple Stop	10	8 10053 46029 0

Part Number Description Carton Qty UPC

COUPLINGS WITHOUT STOPS

XPRC12NS	1/2 in. Copper Press x Press Repair Coupling w/ No Stop	20	8 10053 46003 0
XPRC34NS	3/4 in. Copper Press x Press Repair Coupling w/ No Stop	10	8 10053 46017 7
XPRC1NS	1 in. Copper Press x Press Repair Coupling w/ No Stop	10	8 10053 46028 3



CAPS

XPRCAP12	1/2 in. Copper Press Tube Cap	20	8 10053 46007 8
XPRCAP34	3/4 in. Copper Press Tube Cap	10	8 10053 46021 4
XPRCAP1	1 in. Copper Press Tube Cap	10	8 10053 46031 3



ELBOWS

XPRDEE12	1/2 in. x 1/2 in. Copper 90° Press x Brass FPT Drop Ear Elbow	20	8 10053 46010 8
XPRE12	1/2 in. Copper 90° Press x Press Elbow	20	8 10053 46008 5
XPRE1230JR	1/2 in. Copper 90° Press x Press Elbow (30-Pack Jar)	2	8 10053 46036 8
XPRE34	3/4 in. Copper 90° Press x Press Elbow	10	8 10053 46023 8
XPRE3415JR	3/4 in. Copper 90° Press x Press Elbow (15-Pack Jar)	2	8 10053 46037 5
XPRE1	1 in. Copper 90° Press x Press Elbow	10	8 10053 46033 7
XPRE1245	1/2 in. Copper 45° Press x Press Elbow	20	8 10053 46009 2
XPRE3445	3/4 in. Copper 45° Press x Press Elbow	10	8 10053 46024 5
XPRE145	1 in. Copper 45° Press x Press Elbow	10	8 10053 46034 4



FEMALE ADAPTERS

XPRFA12	1/2 in. x 1/2 in. Copper Press x FPT Adapter	20	8 10053 46006 1
XPRFA1234	1/2 in. x 3/4 in. Copper Press x FPT Adapter	20	8 10053 46000 9
XPRFA34	3/4 in. x 3/4 in. Copper Press x FPT Adapter	10	8 10053 46022 1
XPRFA1	1 in. x 1 in. Copper Press x FPT Adapter	10	8 10053 46032 0



MALE ADAPTERS

XPRMA12	1/2 in. x 1/2 in. Copper Press x MPT Adapter	20	8 10053 46005 4
XPRMA34	3/4 in. x 3/4 in. Copper Press x MPT Adapter	10	8 10053 46019 1



NEW PRODUCTS



Part Number	Description	Carton Qty	UPC
MALE ADAPTERS <i>(continued)</i>			

XPRMA3412	3/4 in. x 1/2 in. Copper Press x MPT Adapter	10	8 10053 46014 6
-----------	--	----	-----------------

XPRMA1	1 in. x 1 in. Copper Press x MPT Adapter	10	8 10053 46030 6
--------	--	----	-----------------



TEES			
-------------	--	--	--

XPRT12	1/2 in. Copper Press Tee	20	8 10053 46001 6
--------	--------------------------	----	-----------------

XPRT34	3/4 in. Copper Press Tee	10	8 10053 46015 3
--------	--------------------------	----	-----------------

XPRT341212	3/4 in. x 1/2 in. x 1/2 in. Copper Press Reducing Tee	10	8 10053 46013 9
------------	---	----	-----------------

XPRT341234	3/4 in. x 1/2 in. x 3/4 in. Copper Press Reducing Tee	10	8 10053 46012 2
------------	---	----	-----------------

XPRT343412	3/4 in. x 3/4 in. x 1/2 in. Copper Press Reducing Tee	10	8 10053 46011 5
------------	---	----	-----------------

XPRT1134	1 in. x 1 in. x 3/4 in. Copper Press Reducing Tee	10	8 10053 46026 9
----------	---	----	-----------------

XPRT1	1 in. Copper Press Tee	10	8 10053 46027 6
-------	------------------------	----	-----------------



UNIONS			
---------------	--	--	--

XPRU12	1/2 in. x 1/2 in. Copper Press x Press Union	20	8 10053 46002 3
--------	--	----	-----------------

XPRU34	3/4 in. x 3/4 in. Copper Press x Press Union	10	8 10053 46016 0
--------	--	----	-----------------



VALVES			
---------------	--	--	--

94VLF10301A	1/2 in. Brass Press x Press Full Port Ball Valve	10	6 70750 74781 6
-------------	--	----	-----------------

94VLF10401A	3/4 in. Brass Press x Press Full Port Ball Valve	10	6 70750 74782 3
-------------	--	----	-----------------

94VLF10501A	1 in. Brass Press x Press Full Port Ball Valve	10	6 70750 74783 0
-------------	--	----	-----------------


PVC Ball Valve Jars

This PVC slip x slip ball valve is designed for a variety of applications including pressure distribution of cold water in irrigation, pool, spa, agricultural, commercial and light industrial applications and comes in a plastic jar which is convenient, resealable, and reusable.



Part Number	Description	Carton Qty	UPC
SCH. 40 PVC BALL VALVES			

PVCBV1212JR	 1/2 in. x 1/2 in. PVC Schedule 40 Slip x Slip Ball Valve (12-Pack Jar)	4	8 10053 46053 5
-------------	--	---	-----------------

PVCBV3412JR	 3/4 in. x 3/4 in. PVC Schedule 40 Slip x Slip Ball Valve (12-Pack Jar)	4	8 10053 46054 2
-------------	--	---	-----------------

PVCBV16JR	 1 in. x 1 in. PVC Schedule 40 Slip x Slip Ball Valve (6-Pack Jar)	4	8 10053 46055 9
-----------	---	---	-----------------

Snapport®




Scan the QR code for a video on how to install Snapport™.










Add an outlet to any vessel from the outside! Easily install an outlet to a bucket, trough, drum, or rain barrel in less than a minute. Snapport® allows for total drainage of fluid when installed vertically. Install on any rigid material 1/16 in. to 3/8 in. thick. Requires a 1 1/8 in. hole. Once installed, a 1 in. SW pipe valve or plug can be attached.



Part Number	Description	Carton Qty	UPC
SNAPPORT™			
LSP-010	Snapport® - Add an 1 in. outlet to any vessel from the outside	5	 25528 80814 3

PEX-A Manifold Systems

Apollo PEX-A Manifold Systems are available in a wide range of outlet ports. Each manifold system has a galvanized back plate for easy mounting to any structure. Each manifold system consists of two 3/4 in. inlet ports that supply the dual chambers, one for hot and one for cold water. The outlets are 1/2 in. MPT. 1/2 in. FPT Swivel x PEX-A Barb valves are included with red and blue labels for indicating the destination fixtures.

Part Number	Description	Carton Qty	UPC
PEX-A MANIFOLD SYSTEMS			
EPXMANI12	12-Port PEX-A Manifold with 1/2 in. Brass Ball Valves	1	 10053 46062 7
EPXMANI16	16-Port PEX-A Manifold with 1/2 in. Brass Ball Valves	1	 10053 46063 4
EPXMANI20	20-Port PEX-A Manifold with 1/2 in. Brass Ball Valves	1	 10053 46064 1
EPXMANI24	24-Port PEX-A Manifold with 1/2 in. Brass Ball Valves	1	 10053 46065 8
EPXMANI28	28-Port PEX-A Manifold with 1/2 in. Brass Ball Valves	1	 10053 46066 5
EPXMANI32	32-Port PEX-A Manifold with 1/2 in. Brass Ball Valves	1	 10053 46067 2
EPXMANI36	36-Port PEX-A Manifold with 1/2 in. Brass Ball Valves	1	 10053 46068 9





PEX-A MANIFOLD ACCESSORIES			
Part Number	Description	Carton Qty	UPC
EPXFF1212SDV	1/2 in. Brass PEX-A Barb x 1/2 in. Female Pipe Thread Swivel Ball Valve	10	 50003 46579 1
EPXNPSM34	3/4 in. Brass PEX-A Barb x 1 in. NPSM Manifold Inlet Adapter	10	 50003 46578 4

TABLE OF CONTENTS

New Products.....	2-7
Telescoping Frost-Proof Hydrant.....	2-3
Copper Press Fittings.....	4-6
PVC Ball Valve Jars.....	6
Snapport®.....	7
PEX-A Manifold Systems.....	7
PEX(PEX-B)Products.....	10-38
Brass Fittings.....	10-16
Valves.....	16-18
Accessories.....	18
Poly Alloy Fittings.....	19-21
Fasteners.....	22-25
Tools.....	26-28
Pipe Cutters.....	28
Manifolds.....	29-31
Pipe.....	32-38
Expansion PEX(PEX-A) Products.....	39-53
Brass Fittings.....	39-44
Poly Alloy Fittings.....	45-46
Manifolds.....	46
Valves.....	47-48
Accessories.....	48
Fasteners.....	49
Tools.....	49
Pipe.....	50-53
Push-To-Connect Products.....	52-64
Brass Fittings.....	52-59
Valves.....	60-61
Connectors.....	62
Accessories.....	62-63
Tools.....	64
Electrical Push Fittings.....	65
Valves.....	66-71
Irrigation Fittings.....	72-80
Blue Twisters.....	72-76
Insert Fittings.....	77
Valves.....	77
Fasteners.....	78
Tool.....	78
Sprint.....	79-80
Flexi-Adapters.....	79-80
CPVC/PVC Products.....	81-88
CPVC Products.....	81-83
PVC Products.....	84-88
Appliance Accessories.....	89-93
Dishwasher.....	90
Ice Maker.....	90
Washing Machine.....	91
Water Softener.....	91
Water Heater.....	92-93
Warranties.....	94-95
Part Number Index.....	96-99



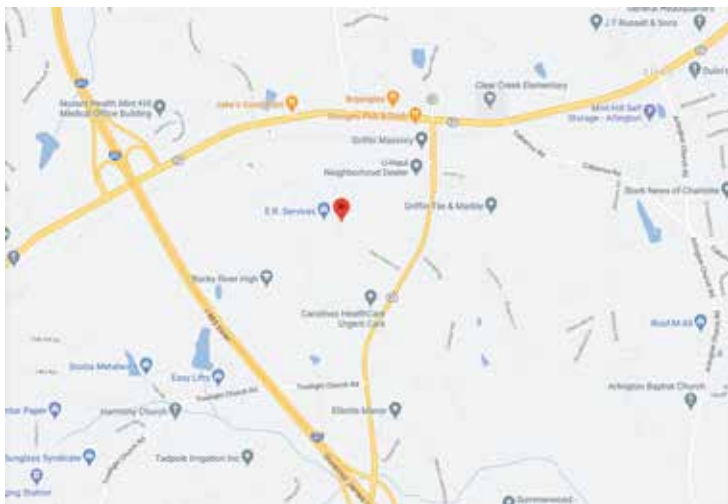
Mosack Group Corporate Headquarters

Thank you for your interest in the Apollo by Mosack Group family of products. We have added over 100 new items to our vast line of products for 2021! Included is a patented Frost-Proof Telescoping Hydrant (page 2), a new line of Copper Press fittings (page 4), and CPVC fittings (page 83), among other new products. Please peruse this catalog to see our new items provided for the needs of your customers.

Additionally, we are excited to finally be in our new 126,000 sq. ft. corporate headquarters and warehouse. With over 5,000 pallet locations, 32 ft. ceilings, and 11 dock doors, we are able to serve you better in our new facility. We are now located in Mint Hill, NC.

We look forward to continue proving our mettle as the most comprehensive potable water product line provider in retail to you and your staff.

The Mosack Group, Inc.



Our new address is:

**The Mosack Group, Inc.
11210 Allen Station Drive
Mint Hill, NC 28227**

Directions:

Take I-485 around Charlotte, NC. Take exit 43 to Blair Road. Turn onto Blair Road away from downtown Mint Hill. Turn left at the traffic light at Allen Station Drive. Turn right at 11210 Allen Station Drive.



PEX

BRASS FITTINGS

Apollo PEX-B Brass Fittings are used for making junctions or directional changes with PEX-B or PEX-A pipe constructed potable water systems.

All Apollo PEX-B Brass Fittings comply with the U.S. Safe Water Drinking Act (SDWA) and the 2011 U.S. Reduction of Lead in Drinking Water Act by containing equal to or less than 0.25% lead.

All Apollo PEX-B Brass Fittings have barb ends unless otherwise noted. They can be used with Apollo brand PEX-A and PEX-B pipe.

Specifications

Use Apollo PEX Brass Fittings with Apollo PEX pipe and fasten to pipe using Apollo Crimp Rings, Sleeves, or Pinch Clamps with Apollo PEX Tools. Follow all instructions included with Apollo tools, fittings, and fasteners.

Approvals

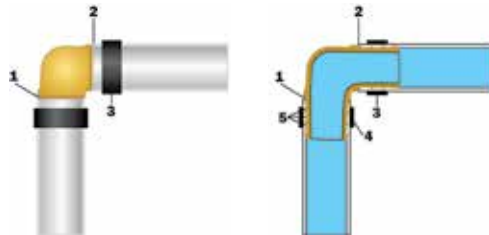
- ASTM F877 and F1807 Conformance - Third Party Certified
- NSF 14 and 61
- IAPMO
- CSA B137.5

Installation

Squarely cut PEX pipe to desired length. Slide crimp ring or pinch clamp over end of pipe. Slide pipe over fitting until it touches the shoulder of the fitting. Slide the ring or clamp 1/8 in. - 1/4 in. from the end of the pipe and over the fitting ribs closest to the end of the fitting. Position the tool and compress completely according to tool instructions. Check crimp ring compression with a Go/No-Go Gauge.

Illustration of a good connection

1. Fitting shoulder.
2. Pipe is cut squarely and stops at fitting shoulder.
3. Position the ring or clamp 1/8 in. - 1/4 in. from the end of the pipe, over the two end ribs of the fitting.
4. The ring or clamp is evenly compressed over the pipe.
5. The PEX material is uniformly compressed between the ribs, resulting in a leak-free joint.



APOLLO PEX

Part Number Description Carton Qty UPC

COUPLINGS



APXC3838	3/8 in. Brass PEX Barb Coupling	12	7003148 6 70750 70174 0
APXC1238	1/2 in. x 3/8 in. Brass PEX Barb Reducing Coupling	12	7003189 6 70750 70109 2
APXC1212	1/2 in. Brass PEX Barb Coupling	48	7003155 6 70750 70092 7
APXC121210PK	PRO PACK 1/2 in. Brass PEX Barb Coupling (10-Pack)	12	7003213 6 70750 70098 9
APXC1240JR	JAR 1/2 in. Brass PEX Coupling (40-Pack Jar)	4	7340425 1 91988 00509 2
APXC1234	3/4 in. x 1/2 in. Brass PEX Barb Reducing Coupling	24	7003197 6 70750 70108 5
APXC3434	3/4 in. Brass PEX Barb Coupling	24	7003163 6 70750 70110 8
APXC3410PK	PRO PACK 3/4 in. Brass PEX Barb Coupling (10-Pack)	6	7193394 6 70750 94844 2
APXC3425JR	JAR 3/4 in. Brass PEX Coupling (25-Pack Jar)	2	7340441 1 91988 00510 8
APXC341	1 in. x 3/4 in. Brass PEX Barb Reducing Coupling	6	7003205 6 70750 77947 3
APXC11	1 in. Brass PEX Barb Coupling	6	7003171 6 70750 70080 4

PEX x POLYBUTYLENE COUPLINGS







APXBC1212	1/2 in. Brass PEX Barb x Polybutylene Coupling	12	7003106 6 70750 70051 4
APXBC12125PK	PRO PACK 1/2 in. Brass PEX Barb x Polybutylene Coupling (5-Pack)	10	7003130 6 70750 77977 0
APXBC3434	3/4 in. Brass PEX Barb x Polybutylene Coupling	6	7003122 6 70750 70076 7

PEX x CPVC COUPLINGS



APXCPVC12	1/2 in. Chrome Plated Brass Barb x CPVC CTS Transition Coupling	10	7553175 6 70750 57077 3
APXCPVC34	3/4 in. Chrome Plated Brass PEX Barb x CPVC CTS Transition Coupling	10	3528510 6 70750 57078 0



Part Number	Description	Carton Qty	UPC
ELBOWS			
APXE12	1/2 in. Brass PEX Barb 90° Elbow	48	7003262 6 70750 70258 7
APXE121210PK	 1/2 in. Brass PEX Barb 90° Elbow (10-Pack)	12	7003312 6 70750 70262 4
APXE1240JR	 1/2 in. Brass PEX Barb 90° Elbow (40-Pack Jar)	4	7340458 6 70750 66882 1
APXE1234	3/4 in. x 1/2 in. Brass PEX Barb 90° Reducing Elbow	12	7003304 6 70750 70272 3
APXE3434	3/4 in. Brass PEX Barb 90° Elbow	48	7003270 6 70750 70277 8
APXE3410PK	 3/4 in. Brass PEX Barb 90° Elbow (10-Pack)	6	7193402 6 70750 94856 5
APXE3425JR	 3/4 in. Brass PEX Barb 90° Elbow (25-Pack Jar)	2	7340466 6 70750 66883 8
APXE11	1 in. Brass PEX Barb 90° Elbow	12	7003296 6 70750 70257 0



DROP EAR ELBOWS			
APXDEE12	1/2 in. Brass PEX Barb x 1/2 in. Female Pipe Thread Adapter 90° Drop-Ear Elbow	24	7003239 6 70750 70254 9
APXDEE3412	3/4 in. Brass PEX Barb x 1/2 in. Female Pipe Thread Adapter 90° Drop-Ear Elbow	10	70750 57076 6
APXDEE34	3/4 in. Brass PEX Barb x 3/4 in. Female Pipe Thread Adapter 90° Drop-Ear Elbow	10	7005333 6 70750 27232 5



FEMALE ELBOWS			
APXFAE1212	1/2 in. Brass PEX Barb x Female Swivel 90° Elbow	12	7003361 6 70750 70303 4
APXFSE12	1/2 in. Brass PEX x Female Solder 90° Elbow	12	1 91988 00471 2
APXFSE34	3/4 in. Brass PEX x Female Solder 90° Elbow	12	1 91988 00472 9

Part Number Description Carton Qty UPC

MALE ELBOWS

APXME12	1/2 in. Brass PEX Barb x 1/2 in. Male Pipe Thread Adapter 90° Elbow	12	7059736 6 70750 27288 2
APXME1234	1/2 in. Brass PEX Barb x 3/4 in. Male Pipe Thread Adapter 90° Elbow	10	6 70750 43950 6
APXME34	3/4 in. Brass PEX Barb x 3/4 in. Male Pipe Thread Adapter 90° Elbow	10	7059744 6 70750 27289 9





FEMALE ADAPTERS – THREADED

APXFA1212	1/2 in. Brass PEX Barb x 1/2 in. Female Pipe Thread Adapter	48	7003338 6 70750 70297 6
APXFB1212S	1/2 in. Brass PEX Barb x Female Swivel Adapter	24	7003379 6 70750 70307 2
APXFA12125PK	 1/2 in. Brass PEX Barb x 1/2 in. Female Pipe Thread Adapter (5-Pack)	12	7003411 6 70750 70299 0
APXFA1225JR	 1/2 in. Brass PEX Barb x 1/2 in. Female Pipe Thread Adapter (25-Pack Jar)	4	8 50003 46558 6
APXFA1234	1/2 in. Brass PEX Barb x 3/4 in. Female Pipe Thread Adapter	10	7059728 6 70750 27201 1
APXFA3412	PEX Barb 3/4 in. x 1/2 in. Brass Female Pipe Thread Adapter	10	6 70750 27202 8
APXFA3434	3/4 in. Brass PEX Barb x 3/4 in. Female Pipe Thread Adapter	24	7003346 6 70750 70302 7
APXFA3425JR	 3/4 in. Brass PEX Barb x 3/4 in. Female Pipe Thread Adapter (25-Pack Jar)	2	8 50003 46559 3
APXFF3434S	3/4 in. Brass PEX Barb x Female Swivel Adapter	6	7059702 6 70750 77981 7
APXFA34B1F	3/4 in. Brass PEX Barb x 1 in. Female Pipe Thread Adapter	5	6 70750 77978 7
APXFA11	1 in. Brass PEX Barb x 1 in. Female Pipe Thread Adapter	6	7003353 6 70750 70284 6




FEMALE ADAPTERS – SOLDER

APXFS1212	1/2 in. Brass PEX Barb x 1/2 in. Female Copper Sweat Adapter	48	7003387 6 70750 70332 4
APXFS1210PK	 1/2 in. Brass PEX Barb x 1/2 in. Female Copper Sweat Adapter (10-Pack)	6	7003429 6 70750 94859 6
APXFS1240JR	 1/2 in. Brass PEX Barb x 1/2 in. Female Copper Sweat Adapter (40-Pack Jar)	4	8 50003 46556 2









Part Number	Description	Carton Qty	UPC
FEMALE ADAPTERS – SOLDER <i>(continued)</i>			

APXFS3434	3/4 in. Brass PEX Barb x 3/4 in. Female Copper Sweat Adapter	24	7003395
APXFS3430JR	 3/4 in. Brass PEX Barb x 3/4 in. Female Copper Sweat Adapter (30-Pack Jar)	2	
APXFSA11	1 in. Brass PEX Barb x 1 in. Female Copper Sweat Adapter	5	7003403



MALE ADAPTERS – THREADED			
---------------------------------	--	--	--

APXMA3812	3/8 in. Brass PEX Barb x 1/2 in. Male Pipe Thread Reducing Adapter	6	
APXMA1212	1/2 in. Brass PEX Barb x Male Pipe Thread Adapter	48	7003452
APXMA125PK	 1/2 in. Brass PEX Barb x Male Pipe Thread Adapter (5-Pack)	6	7003528
APXMA1225JR	 1/2 in. Brass PEX Barb x Male Pipe Thread Adapter (25-Pack Jar)	4	7340482
APXMA1234	3/4 in. Brass PEX Barb x 1/2 in. Male Pipe Thread Reducing Adapter	12	7003486
APXMA3412	1/2 in. Brass PEX Barb x 3/4 in. Male Pipe Thread Reducing Adapter	24	7003510
APXMA3434	3/4 in. Brass PEX Barb x Male Pipe Thread Adapter	24	7003460
APXMA34345PK	 3/4 in. Brass PEX Barb x Male Pipe Thread Adapter (5-Pack)	5	7003536
APXMA3425JR	 3/4 in. Brass PEX Barb x Male Pipe Thread Adapter (25-Pack Jar)	2	7340490
APXMA341	3/4 in. Brass PEX Barb x 1 in. Male Pipe Thread Reducing Adapter	5	7003502
APXMA134	1 in. Brass PEX Barb x 3/4 in. Male Pipe Thread Reducing Adapter	6	7059710
APXMA11	1 in. Brass PEX Barb x Male Pipe Thread Adapter	12	7003478



MALE ADAPTERS – SOLDER			
-------------------------------	--	--	--

APXMS1212	1/2 in. Brass PEX Barb x Male Copper Sweat Adapter	24	7003544
APXMS121210PK	 1/2 in. Brass PEX Barb x Male Copper Sweat Adapter (10-Pack)	6	

Part Number Description Carton Qty UPC

MALE ADAPTERS – SOLDER *(continued)*

APXMS3434	3/4 in. Brass PEX Barb x Male Copper Sweat Adapter	12	7003551
APXMSA11	1 in. Brass PEX Barb x Male Copper Sweat Adapter	5	7003569



PRESS ADAPTERS

APXPR1212	1/2 in. Brass PEX Barb x Press Adapter	12	70750 77983 1
APXPR3434	3/4 in. Brass PEX Barb x Press Adapter	12	70750 77983 1
APXPR11	1 in. Brass PEX Barb x Press Adapter	12	70750 77983 1



TEES


APXT38	3/8 in. Brass PEX Barb Tee	12	7003601
APXT12	1/2 in. Brass PEX Barb Tee	48	7003619
APXT1210PK	1/2 in. Brass PEX Barb Tee (10-Pack)	6	7003718
APXT1225JR	1/2 in. Brass PEX Barb Tee (25-Pack Jar)	4	7340524
APXT121234	1/2 in. x 1/2 in. x 3/4 in. Brass PEX Barb Reducing Tee	12	7003643
APXT341212	3/4 in. x 1/2 in. x 1/2 in. Brass PEX Barb Reducing Tee	12	7003668
APXT341234	3/4 in. x 1/2 in. x 3/4 in. Brass PEX Barb Reducing Tee	12	7003676
APXT343412	3/4 in. x 3/4 in. x 1/2 in. Brass PEX Barb Reducing Tee	24	7003684
APXT3434125PK	3/4 in. x 3/4 in. x 1/2 in. Brass PEX Barb Reducing Tee (5-Pack)	5	7003734
APXT34	3/4 in. Brass PEX Barb Tee	24	7003627
APXT3410PK	3/4 in. Brass PEX Barb Tee (10-Pack)	6	7193436
APXT3425JR	3/4 in. Brass PEX Barb Tee (25-Pack Jar)	2	7340532



SUS



PEX



Part Number	Description	Carton Qty	UPC
TEES <i>(continued)</i>			

APXT1112	1 in. x 1 in. x 1/2 in. Brass PEX Barb Reducing Tee	6	7003692 6 70750 70616 5
APXT1134	1 in. x 1 in. x 3/4 in. Brass PEX Barb Reducing Tee	6	7003700 6 70750 70626 4
APXT11	1 in. Brass PEX Barb Tee	6	7003635 6 70750 70599 1



DROP EAR TEES			
----------------------	--	--	--

APXDET12	1/2 in. Brass PEX Barb x PEX Barb x Female Pipe Thread Drop-Ear Tee	12	1 91988 00469 9
APXDET34	3/4 in. Brass PEX Barb x PEX Barb x Female Pipe Thread Drop-Ear Tee	12	1 91988 00470 5




MALE TEES			
------------------	--	--	--

APXMT12	1/2 in. Brass PEX Barb x Male Pipe Thread Adapter Tee	12	6 70750 57073 5
APXMT34	3/4 in. Brass PEX Barb x Male Pipe Thread Adapter Tee	12	6 70750 57074 2



TEST PLUGS			
-------------------	--	--	--

APXP12	1/2 in. Brass PEX Barb Plug	24	7003577 6 70750 70479 6
APXP125PK	 1/2 in. Brass PEX Barb Plug (5-Pack)	6	7193410 6 70750 94925 8
APXP34	3/4 in. Brass PEX Barb Plug	12	7003585 6 70750 70482 6























VALVES			
---------------	--	--	--

APXV1212	1/2 in. Brass PEX Barb Ball Valve	24	7003742 6 70750 69841 5
APXV3434	3/4 in. Brass PEX Barb Ball Valve	24	7003759 6 70750 69878 1
APXV11	1 in. Brass PEX Barb Ball Valve	6	7346372 6 70750 22687 8
APXFF1212S	1/2 in. PEX Barb x Female Pipe Thread Brass Swivel Ball Valve	5	6 70750 70310 2
APXGHV1234	1/2 in. Chrome-Plated Brass PEX Brass Barb x 3/4 in. Machine Hose Thread Angle Stop Valve	6	7150998 6 70750 43990 2



Part Number	Description	Carton Qty	UPC
VALVES <i>(continued)</i>			
APXV12T	1/2 in. Brass PEX Barb Ball Valve with Tee Handle and Mounting Pad	6	1 91988 00567 2
APXV34T	3/4 in. Brass PEX Barb Ball Valve with Tee Handle and Mounting Pad	6	1 91988 00568 9
APXV12WD	1/2 in. Brass PEX Barb Ball Valve with Drain and Mounting Pad	12	1 91988 00464 4
APXV34WD	3/4 in. Brass PEX Barb Ball Valve with Drain and Mounting Pad	6	1 91988 00465 1
APXVA1214C	1/2 in. Chrome-Plated Brass PEX Barb x 1/4 in. Compression Quarter-Turn Angle Stop Valve	6	6 70750 57068 1
APXVS1214C	1/2 in. Chrome-Plated Brass PEX Barb x 1/4 in. Compression Quarter-Turn Straight Stop Valve	6	6 70750 57069 8
APXVA1238C	1/2 in. Chrome-Plated Brass PEX Barb x 3/8 in. Compression Quarter-Turn Angle Stop Valve	24	7003775 6 70750 69881 1
APXVA1238C6JR	 1/2 in. Chrome-Plated Brass PEX Barb x 3/8 in. Comp. Qtr-Turn Angle Stop Valve (6-Pack Jar)	2	1 91988 00592 4
APXVA1238C20JR	 1/2 in. PEX Barb x 3/8 in. Comp. Brass Qtr-Turn Angle Stop Valve, Chrome-Plated (20-Pack Jar)	2	8 50003 46566 1
APXVS1238C	1/2 in. Chrome-Plated Brass PEX Barb x 3/8 in. Compression Quarter-Turn Straight Stop Valve	24	7003783 6 70750 69883 5
APXVS1238C6JR	 1/2 in. Chrome-Plated Brass PEX Barb x 3/8 in. Comp. Qtr-Turn Straight Stop Valve (6-Pack Jar)	2	1 91988 00593 1
APXVS1238C20JR	 1/2 in. PEX Barb x 3/8 in. Comp. Brass Qtr-Turn Str. Stop Valve, Chrome-Plated (20-Pack Jar)	2	8 50003 46567 8
APXVA123838C	1/2 in. Chrome-Plated Brass PEX Barb x 3/8 in. Comp. Dual Outlet Qtr-Turn Angle Stop Valve	12	1 91988 00463 7
APXVT121238	1/2 in. Chrome-Plated Brass PEX Barb x 3/8 in. Compression Quarter-Turn Dishwasher Tee Valve	12	1 91988 00468 2
APXPV1238A	1/2 in. Push-To-Connect x 3/8 in. Compression Angle Stop Valve	12	7003767 6 70750 70585 4
APXPV1238S	1/2 in. Push-To-Connect x 3/8 in. Compression Straight Stop Valve	12	7005341 6 70750 70652 3
APXMV34S	3/4 in. PEX Thermostatic Master Mixing Valve	2	6 70750 03940 9



Part Number	Description	Carton Qty	UPC
VALVES <i>(continued)</i>			
 APXSCV1234	1/2 in. Brass PEX Barb x 3/4 in. Garden Hose Thread Quarter-Turn Sillcock	12	 1 91988 00466 8
APXSCV3434	3/4 in. Brass PEX Barb x Garden Hose Thread Quarter-Turn Sillcock	12	 1 91988 00467 5
 APXPRV34WG	3/4 in. Bronze Double Union PEX Water Pressure Regulator with Gauge	3	 1 91988 00565 8
ACCESSORIES			
 APXBOXIM	1/2 in. Brass PEX Barb Ice Maker Outlet Box	2	 6 70750 96061 1
 APXBOXWM	1/2 in. Brass PEX Barb Washing Machine Outlet Box	3	 6 70750 96060 4
 APPW14RISER	1/4 in. (3/8 in. O.D.) x 2 ft. White PEX Pipe Riser	60	 6 70750 95447 4
 APXCSST18	1/2 in. Brass PEX Barb x 3/4 in. Female Pipe Thread x 18 in. Corrugated Stainless Steel Water Heater Connector	5	 6 70750 57055 1
APXCSST1834	3/4 in. Brass PEX Barb x 3/4 in. Female Pipe Thread x 18 in. Corrugated Stainless Steel Water Heater Connector	6	 1 91988 00562 7
 APXCSST1834BV	NEW 3/4 in. Brass PEX Barb Ball Valve x 3/4 in. Female Pipe Thread x 18 in. Corrugated Stainless Steel Water Heater Connector	6	 8 50003 46569 2
 APXSTP	1/2 in. NPT Shower Test Plug	10	 6 70750 46946 6
 APXSTUB8WE	8 in. x 1/2 in. Copper PEX Barb Stub-Out 90° Elbow with Flange	12	 7059793 6 70750 35248 5

PEX

POLY ALLOY FITTINGS

Apollo PEX Poly Alloy Fittings are used for making junctions or directional changes with PEX pipe constructed potable water systems. These fittings are made from Polyphenylsulfone materials. Poly Alloy fittings are great for plumbing systems in contact with hard water.

All Apollo PEX Poly Alloy Fittings have barb ends unless otherwise noted. Apollo PEX Poly Alloy Fittings can be used with Apollo brand PEX-A and PEX-B pipe.

Specifications

Use Apollo PEX Poly Alloy Fittings with Apollo PEX pipe and fasten to pipe using Apollo Crimp Rings, Sleeves, or Pinch Clamps with Apollo PEX Tools. Follow all instructions included with Apollo tools, fittings, and fasteners.

Approvals

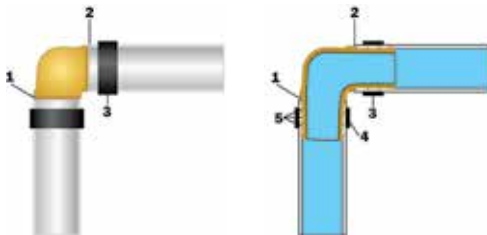
- ASTM F877 and F1807 Conformance - Third Party Certified
- cNSF® us pw-G
- IAPMO
- CSA B137.5

Installation

Squarely cut PEX pipe to desired length. Slide crimp ring or pinch clamp over end of pipe. Slide pipe over fitting until it touches the shoulder of the fitting. Slide the ring or clamp 1/8 in. - 1/4 in. from the end of the pipe and over the fitting ribs closest to the end of the fitting. Position the tool and compress completely according to tool instructions. Check crimp ring compression with a Go/No-Go Gauge.

Illustration of a good connection

1. Fitting shoulder.
2. Pipe is cut squarely and stops at fitting shoulder.
3. Position the ring or clamp 1/8 in. - 1/4 in. from the end of the pipe, over the two end ribs of the fitting.
4. The ring or clamp is evenly compressed over the pipe.
5. The PEX material is uniformly compressed between the ribs, resulting in a leak-free joint.



PEX



APOLLO PEX



Part Number	Description	Carton Qty	UPC
COUPLINGS			

PXPAC125PK	1/2 in. Plastic PEX Barb Coupling (5-Pack)	6	8976201 6 70750 95044 5
PXPAC12100JR	 1/2 in. Plastic PEX Barb Coupling (100-Pack Jar)	2	8976599 1 91988 00357 9
PXPAC34125PK	3/4 in. x 1/2 in. Plastic PEX Barb Reducing Coupling (5-Pack)	6	8976607 6 70750 95046 9
PXPAC345PK	3/4 in. Plastic PEX Barb Coupling (5-Pack)	6	8976227 6 70750 95059 9
PXPAC3450JR	 3/4 in. Plastic PEX Barb Coupling (50-Pack Jar)	2	8976227 1 91988 00359 3
PXPAC3415PK	1 in. x 3/4 in. Plastic PEX Barb Reducing Coupling (5-Pack)	6	8976219 6 70750 95053 7
PXPAC115PK	1 in. Plastic PEX Barb Coupling (5-Pack)	6	8976581 6 70750 95039 1



ELBOWS			
---------------	--	--	--

PXPAE125PK	1/2 in. Plastic PEX Barb 90° Elbow (5-Pack)	6	8976243 6 70750 95074 2
PXPAE1265JR	 1/2 in. Plastic PEX Barb 90° Elbow (65-Pack Jar)	2	8976557 1 91988 00362 3
PXPAE12345PK	1/2 in. x 3/4 in. Plastic PEX Barb Reducing 90° Elbow (5-Pack)	6	8976623 6 70750 95071 1
PXPAE345PK	3/4 in. Plastic PEX Barb 90° Elbow (5-Pack)	6	8976250 6 70750 95077 3
PXPAE3430JR	 3/4 in. Plastic PEX Barb 90° Elbow (30-Pack Jar)	2	8976250 1 91988 00363 0
PXPAE115PK	1 in. Plastic PEX Barb 90° Elbow (5-Pack)	6	8976615 6 70750 95065 0
PXPAFES125PK	1/2 in. Plastic PEX Barb x Female Swivel 90° Elbow (5-Pack)	6	8976268 6 70750 95084 1
PXPAME125PK	1/2 in. Plastic PEX Barb x Male Pipe Thread 90° Elbow (5-Pack)	6	8976268 6 70750 95101 5





FEMALE ADAPTER			
-----------------------	--	--	--

PXPAF121255PK	1/2 in. Plastic PEX Barb x Female Swivel Adapter (5-Pack)	6	8976409 6 70750 95078 0
---------------	---	---	----------------------------



Part Number	Description	Carton Qty	UPC
MALE ADAPTERS			



PXPAM125PK	1/2 in. Plastic PEX Barb x Male Pipe Thread Adapter (5-Pack)	6	8976276 6 70750 95091 9
PXPAM1240JR	 1/2 in. Plastic PEX Barb x Male Pipe Thread Adapter (40-Pack Jar)	2	1 91988 00360 9
PXPAM34125PK	3/4 in. Plastic PEX Barb x 1/2 in. Male Pipe Thread Adapter (5-Pack)	6	8976284 6 70750 95096 4
PXPAM345PK	3/4 in. Plastic PEX Barb x Male Pipe Thread Adapter (5-Pack)	6	8976292 6 70750 95100 8
PXPAM3425JR	 3/4 in. Plastic PEX Barb x Male Pipe Thread Adapter (25-Pack Jar)	2	1 91988 00361 6

TEST PLUGS			
-------------------	--	--	--



PXPAP125PK	1/2 in. Plastic PEX Barb Plug (5-Pack)	6	8976334 6 70750 95102 2
PXPAP12100JR	 1/2 in. Plastic PEX Barb Plug (100-Pack Jar)	2	1 91988 00364 7
PXPAP345PK	3/4 in. Plastic PEX Barb Plug (5-Pack)	6	8976359 6 70750 95108 4
PXPAP3490JR	 3/4 in. Plastic PEX Barb Plug (90-Pack Jar)	2	1 91988 00365 4

TEES			
-------------	--	--	--



PXPAT125PK	1/2 in. Plastic PEX Barb Tee (5-Pack)	6	8976367 6 70750 95179 4
PXPAT1240JR	 1/2 in. Plastic PEX Barb Tee (40-Pack Jar)	2	8976565 1 91988 00366 1
PXPAT1212345PK	1/2 in. x 1/2 in. x 3/4 in. Plastic PEX Barb Reducing Tee (5-Pack)	6	8976672 6 70750 95177 0
PXPAT3412125PK	3/4 in. x 1/2 in. x 1/2 in. Plastic PEX Barb Reducing Tee (5-Pack)	6	8976631 6 70750 95305 7
PXPAT3412345PK	3/4 in. x 1/2 in. x 3/4 in. Plastic PEX Barb Reducing Tee (5-Pack)	6	6 70750 95384 2
PXPAT3434125PK	3/4 in. x 3/4 in. x 1/2 in. Plastic PEX Barb Reducing Tee (5-Pack)	6	8976649 6 70750 95393 4
PXPAT345PK	3/4 in. Plastic PEX Barb Tee (5-Pack)	6	8976375 6 70750 95395 8
PXPAT3420JR	 3/4 in. Plastic PEX Barb Tee (20-Pack Jar)	2	1 91988 00367 8



PEX

FASTENERS

Crimp Rings

Apollo Crimp Rings are made from copper materials and can be used with brass or poly alloy PEX fittings. A gauge is provided with Apollo PEX Crimp Tools that can be used to check crimp rings for a proper crimp. Pro crimp rings have a plastic top attached to allow for hands-free fastening and guarantees proper placement of the crimp ring.



Pinch Clamps

Apollo Stainless Steel Pinch Clamps can be used with brass or poly alloy PEX fittings. One Pinch Clamp Tool can clamp several sizes of pinch clamps. Pro pinch clamps have a plastic piece attached to allow for hands-free fastening and guarantees proper placement of the pinch clamp.

Sleeves

Apollo Stainless Steel Sleeves are made from corrosion proof 304 stainless steel and designed with a pipe depth indicator to ensure a secure connection. They are double crimped once installed for the strongest, most reliable fastening method available, as well as, offering a neat, clean appearance.











Pipe Hangers

Plastic pipe hangers are recommended for use with Apollo PEX tubing. To prevent noise transfer, only use hangers that keep the tube off of the nailing surface. Hangers should be used every 32 in. on horizontal runs and every 4 ft. on vertical runs. Allow the tube to dip between hangers and never over tighten. To prevent stress on the crimp joints, always support tubing before and after the fitting.

Pipe Bends

Do not bend tube too tightly. The minimum recommended bend radius is six times the tube size (i.e. ½ in. tube = 3 in. bend radius). When making a 90° turn, use bend supports.

Part Number	Description	Carton Qty	UPC
CRIMP RINGS			
APXCR3810PK	3/8 in. Copper Crimp Ring (10 Pack)	5	7003791 6 70750 70240 2
APXCR1210PK	1/2 in. Copper Crimp Ring (10 Pack)	30	7003817 6 70750 70193 1
APXCR1225PK 	1/2 in. Copper Crimp Ring (25-Pack)	24	7003825 6 70750 95556 3
APXCR1250PK 	1/2 in. Copper Crimp Ring (50-Pack)	10	7003825 6 70750 70194 8
APXCR12100JR 	1/2 in. Copper Crimp Ring (100-Pack Jar)	4	7003833 6 70750 66889 0
APXCR3410PK	3/4 in. Copper Crimp Ring (10 Pack)	15	7003833 6 70750 70230 3
APXCR3425PK 	3/4 in. Copper Crimp Ring (25-Pack)	12	7003841 6 70750 70233 4
APXCR34100JR 	3/4 in. Copper Crimp Ring (100-Pack Jar)	2	7003874 6 70750 66892 0
APXCR15PK	1 in. Copper Crimp Ring (5 Pack)	5	7003874 6 70750 70219 8
APXCR125PK 	1 in. Copper Crimp Ring (25-Pack)	6	7003874 6 70750 94927 2
PRO CRIMP RINGS			
APXCR12LT	1/2 in. Copper Pro Crimp Ring (10-Pack)	5	7003858 6 70750 77988 6
APXCR12LTJR 	1/2 in. Copper Pro Crimp Ring (75-Pack Jar)	4	7003866 1 91988 00507 8
APXCR34LT	3/4 in. Copper Pro Crimp Ring (10-Pack)	5	7003866 6 70750 77989 3
APXCR34LTJR 	3/4 in. Copper Pro Crimp Ring (75-Pack Jar)	2	7003866 1 91988 00508 5





Part Number	Description	Carton Qty	UPC
PINCH CLAMPS			
PXPC3810PK	3/8 in. Stainless Steel PEX Barb Pinch Clamp (10-Pack)	6	8974610 6 70750 26912 7
PXPC1210PK	1/2 in. Stainless Steel PEX Barb Pinch Clamp (10-Pack)	24	8974636 6 70750 26913 4
PXPC1225PK	 1/2 in. Stainless Steel PEX Barb Pinch Clamp (25-Pack)	10	8974669 6 70750 27145 8
PXPC12100JR	 1/2 in. Stainless Steel PEX Barb Pinch Clamp (100-Pack Jar)	4	8976656 6 70750 03963 8
PXPC3410PK	3/4 in. Stainless Steel PEX Barb Pinch Clamp (10-Pack)	24	8974644 6 70750 26915 8
PXPC3425PK	 3/4 in. Stainless Steel PEX Barb Pinch Clamp (25-Pack)	10	8974677 6 70750 27146 5
PXPC34100JR	 3/4 in. Stainless Steel PEX Barb Pinch Clamp (100-Pack Jar)	2	8976680 6 70750 03967 6
PXPC15PK	1 in. Stainless Steel PEX Barb Pinch Clamp (5 Pack)	10	8974651 6 70750 26916 5
PXPC110PK	 1 in. Stainless Steel PEX Barb Pinch Clamp (10-Pack)	12	6 70750 94956 2



PRO PINCH CLAMPS			
PXPRO1210PK	1/2 in. Stainless Steel PEX Barb Pro Pinch Clamp (10-Pack)	24	1 91988 00457 6
PXPRO12100JR	 1/2 in. Stainless Steel PEX Barb Pro Pinch Clamp (100-Pack Jar)	4	1 91988 00459 0
PXPRO3410PK	3/4 in. Stainless Steel PEX Barb Pro Pinch Clamp (10-Pack)	12	1 91988 00458 3
PXPRO34100JR	 3/4 in. Stainless Steel PEX Barb Pro Pinch Clamp (100-Pack Jar)	2	1 91988 00462 0




SUPPORT BAR			
APXS0BAR	3/8 in - 3/4 in. PEX Stub-Out Bend Support Bar	25	6 70750 94794 0

Part Number	Description	Carton Qty	UPC
-------------	-------------	------------	-----

SLEEVES

PXSS1210PK	1/2 in. Stainless Steel PEX Crimp Sleeve (10-Pack)	10	8976177 6 70750 41287 5
PXSS1225PK	1/2 in. Stainless Steel PEX Crimp Sleeve (25-Pack)	10	6 70750 41289 9
PXSS3410PK	3/4 in. Stainless Steel PEX Crimp Sleeve (10-Pack)	10	8976185 6 70750 41290 5
PXSS3425PK	3/4 in. Stainless Steel PEX Crimp Sleeve (25-Pack)	10	6 70750 41291 2
PXSS125PK	1 in. Stainless Steel PEX Crimp Sleeve (25-Pack)	10	8 10053 46119 8

**HOOKS AND CLAMPS**

APXJH1210PK	1/2 in. PEX Pipe J-Hook Pipe Support (10-Pack)	12	7193378 6 70750 94704 9
APXJH3410PK	3/4 in. PEX Pipe J-Hook Pipe Support (10-Pack)	12	7193386 6 70750 94730 8
APXTALON	 1/2 in. and 3/4 in. 2-in-1 PEX Pipe J-Hook Pipe Support (10-Pack)	12	1 91988 00455 2
APXTALON40JR	1/2 in. and 3/4 in. 2-in-1 PEX Pipe J-Hook Pipe Support (40-Pack Jar)	2	1 91988 00566 5
APXSUSCLAMP	1/2 in. Plastic Insulated Stud Suspension Clamp (10-Pack)	6	6 70750 94807 7
APXSUSCLAMP34	3/4 in. Plastic Insulated Stud Suspension Clamp (10-Pack)	6	6 70750 94827 5
APXSUSCLAMPU	1/2 - 1 in. Universal Plastic Insulated Stud Suspension Clamp (10-Pack)	6	1 91988 00456 9

**PIPE BENDS**

APXMBEND12	1/2 in. Metal PEX Pipe 90° Bend Support	12	6 70750 94734 6
APXMBEND34	3/4 in. Metal PEX Pipe 90° Bend Support	12	6 70750 94776 6
PXBEND12	1/2 in. Plastic PEX Pipe 90° Bend Support with Mounting Bracket	12	8974776 6 70750 43738 0
PXBEND34	3/4 in. Plastic PEX Pipe 90° Bend Support with Mounting Bracket	10	8974784 6 70750 43739 7
APXSOBEND2PK	1/2 in. Plastic PEX Pipe 90° Stub-Out Bend for Support Bar (2 Pack)	6	6 70750 94797 1





PEX TOOLS

Cut, crimp, sleeve, clamp, gauge - Apollo offers a wide variety of PEX tools. They are manufactured from high quality carbon steel and come with a two year warranty.

Types

- Crimp Tools
- Sleeve Tool
- Pipe Cutters
- Clamp Tools
- Removal Tools



APOLLO PEX

Part Number Description Carton Qty UPC

FASTENING TOOLS







69PTKH0015K	Multi-Head PEX Copper Crimp Ring Tool Kit	2	7044951 6 70750 19308 8
69PTKH0014C	1/2 in. and 3/4 in. PEX Copper Crimp Ring Tool	2	7005317 6 70750 33890 8
69PTKANG143	1/2 in. PEX Copper Crimp Ring Angle Tool	1	8974792 6 70750 33751 2
69PTKH0014SS	1/2 in. and 3/4 in. PEX Stainless Steel Sleeve Tool	3	7150980 6 70750 41293 6
69PTKG1096	3/8 in., 1/2 in. and 3/4 in. PEX Quick-Pinch Clamp Tool	3	1808823 6 70750 19309 5
69PTBJ0010C	3/8 in. to 1 in. 1-Hand PEX Pinch Clamp Tool	3	8974735 6 70750 19310 1

REMOVAL TOOLS

69PTKD0009	1/2 - 1 in. PEX Copper Crimp Ring Removal Tool	6	8974370 6 70750 19314 9
69PTKPCRR	PEX Pinch Clamp Removal Tool	5	8976193 6 70750 57060 5



PEX

Part Number	Description	Carton Qty	UPC
PEX PIPE CUTTERS			
	69PTKC001	1/2 in. to 1 in. Pipe Cutter	6
			8974727 6 70750 29273 6
	69PC02PZ	1/8 in. to 1 in. Ratcheting PVC Pipe and Tubing Cutter	12
			6 70750 09520 7
	69PC01RB	Replacement Blade for 69PC02PZ	10
			6 70750 43277 4
	PLTL82	1/2 in. Quick Cut Multi-Pipe and Tube Cutter	10
			6 70750 48005 8
	PLTL83	3/4 in. Quick Cut Multi-Pipe and Tube Cutter	10
			6 70750 48015 7
PIPE CUTTERS			
	69PC06PZ	3/8 in. to 2 in. Ratcheting PVC Pipe and Tubing Cutter	5
			6 70750 59467 0
	69PC06PZRB	Replacement Blade for 69PC06PZ	10
			6 70750 59842 5
	69PC07PZ	1/4 in. - 1-1/4 in. CSST Tubing Cutter	5
			6 70750 36164 7
	PROTC118	1/8 in. to 1-1/8 in. Pro Fit Tubing Cutter	10
			6 70750 67817 2
	PROTC2	1/2 in. to 2 in. Pro Fit Tubing Cutter	5
			6 70750 67818 9

PEX

MANIFOLDS

Apollo PEX Manifold Systems are available in a wide range of outlet ports. Each manifold system has a galvanized back plate for easy mounting to any structure. The cover plate, for labeling purposes, is constructed of 1/4" ABS. All are bolted to the back plate, rather than screwed. Each manifold system consists of two inlet ports that supply the dual chambers. Typically one inlet is used for cold water supply, and the other inlet is used for hot water supply. However, both inlets may be used for either hot or cold water. The inlets are not temperature specific. The water inlets connections are 3/4" PEX Barb, The outlets are 1/2" MPT. 1/2" FPT Swivel x Barb valves are included.


Each manifold system is individually boxed, and includes red and blue labels for indicating the destination fixtures. Keep the manifold in it's carton until ready for installation. Protect the manifold from dust and debris until plumbing system is fully installed.

Specifications

- Save Time and Money - Manifolds allow you to make longer continuous runs of PEX pipe, meaning you buy fewer fittings and spend less time installing.
- Fewer Possible Leaks - Longer continuous runs with fewer crimp connections means fewer chances of leaks and avoiding the possibility of thousands of dollars in water damage.
- Controls Scalding - When plumbed so that each branch line feeds only one fixture, the manifold greatly reduces pressure fluctuations and temperature swings that cause scalding.
- Quiet Plumbing - Longer runs of pipe using fewer fittings means smoother bends and turns which reduces line noise and water hammer.

Installation Caution

- Before and after installation, ensure manifold is kept in a location with limited exposure to chemicals, paint, hazardous materials, debris, excessive heat, direct flame, or moving objects that could cause damage.
- The manifold should be located in an area that will not be covered permanently with sheet rock, plywood, or paneling.
- Manifolds should not be installed or kept in a location exposed to freezing temperatures.
- Do not allow water to freeze in the manifold.
- Care should be taken not to over or under tighten fittings.
- Distribution lines must connect to the connecting valves in a straight line perpendicular to the manifold as to avoid bending stress on the valves.
- Manifolds should be installed per all local and national building/plumbing codes. Where a conflict exists between installation instructions and local requirements, the local codes shall take precedence.
- The installer must also meet all qualifications required by the state and/or local administrative authority administering the provisions of the code where PEX piping is installed.



PEX



APOLLO PEX



Part Number	Description	Carton Qty	UPC
-------------	-------------	------------	-----

MANIFOLD SYSTEMS

6907912CP	12-Port PEX Manifold with 1/2 in. Brass Ball Valves	1	8974768 6 70750 58261 5
6907984CP	16-Port PEX Manifold with 1/2 in. Brass Ball Valves	1	6 70750 58268 0
6907920CP	20-Port PEX Manifold with 1/2 in. Brass Ball Valves	1	6 70750 58262 2
6907924CP	24-Port PEX Manifold with 1/2 in. Brass Ball Valves	1	6 70750 58263 9
6907928CP	28-Port PEX Manifold with 1/2 in. Brass Ball Valves	1	6 70750 58264 6
6907932CP	32-Port PEX Manifold with 1/2 in. Brass Ball Valves	1	6 70750 58265 3
6907936CP	36-Port PEX Manifold with 1/2 in. Brass Ball Valves	1	6 70750 58273 8



COPPER MANIFOLD

APXCM6PTO	3/4 in. Barb Inlet x 1/2 in. Barb Copper 6-Port Open PEX Manifold	6	6 70750 43949 0
-----------	--	---	-----------------

POLY ALLOY MANIFOLDS



PXPA2PTC	3/4 in. Barb Inlets x 1/2 in. Barb 2-Port PEX Closed Plastic Manifold	20	6 70750 02254 8
PXPA4PTC	3/4 in. Barb Inlets x 1/2 in. Barb 4-Port PEX Closed Plastic Manifold	10	6 70750 02268 5
PXPA2PTO	3/4 in. Barb Inlets x 1/2 in. Barb 2-Port PEX Open Plastic Manifold	20	6 70750 02265 4
PXPA4PTO	3/4 in. Barb Inlets x 1/2 in. Barb 4-Port PEX Open Plastic Manifold	10	6 70750 02274 6
PXPA6PTO	3/4 in. Barb Inlets x 1/2 in. Barb 6-Port PEX Open Plastic Manifold	10	6 70750 03880 8

MANIFOLD ACCESSORIES

Part Number	Description	Carton Qty	UPC
APXFF1212S	1/2 in. PEX Barb x 1/2 in. Female Pipe Thread Brass Swivel Ball Valve	5	6 70750 70310 2
APXFA34B1F	3/4 in. Brass PEX Barb x 1 in. Female Pipe Thread Adapter	5	6 70750 77978 7
APXMBA	3/4 in. PEX x 1 in. NPSM Manabloc® Manifold Inlet Adapter	12	8 50003 46576 0
APXNPSM34	3/4 in. PEX x 1 in. NPSM Manifold Inlet Adapter	12	8 50003 46577 7
APXNPSM1S	1 in. PEX x 1 in. NPSM Manifold Inlet Swivel Adapter	12	8 50003 46580 7

NEW



PEX



PEX

PEX-B PIPE

PEX tubing is cross-linked, high-density polyethylene. It's available in white, red, or blue colors for easy identification of hot and cold water lines. The Apollo PEX tubing listed in the following pages is type PEX-B (PEX-b, PEXb).

PEX tubing is for use in hot and cold potable water distribution systems as well as hydronic radiant heating systems. PEX tubing can also be used in continuously recirculating plumbing systems up to 140° F while maintaining chlorine resistance.

Features

- Tough
- Flexible
- Less expensive than other plumbing materials
- Copper tube size dimensions (CTS)
- Available in white, red, or blue

Standards / Certifications

- PEX 5006 - SDR 9
- Meets ASTM F876/F877
- cNSFus-pw/rfh
- ANSI/NSF Standards 61 & 14
- cUPC
- CSA B137.5

Pressure & Temperature

- 160 psi @ 73° F, 100 psi @ 180° F



Installation

To cut PEX tubing, use a PEX tubing cutter and cut at a 90° angle. Clear the cut end of any burrs or debris. PEX tubing can be run through holes drilled into the center of studs or by using straps and hangers. Bend supports can be used to make bends and angles instead of having to cut the tubing and use fittings. A variety of barb fittings or push type fittings can be used with PEX tubing.

Do not expose PEX tubing to direct sunlight.

It is recommended to insulate hot water lines with standard foam polyethylene pipe insulation to prevent heat loss. If installing in an area that experiences harsh winters, it's recommended to insulate both hot and cold water lines to prevent freezing.

APOLLO PEX



Part Number	Description	Carton Qty	UPC
BLUE PEX-B PIPE			
APPB212	1/2 in. x 2 ft. Blue PEX Pipe	60	6 70750 95407 8
APPB512	1/2 in. x 5 ft. Blue PEX Pipe	20	6 70750 95422 1
APPB1210	1/2 in. x 10 ft. Blue PEX Pipe	10	5687595 6 70750 80930 9
APPB2012	1/2 in. x 20 ft. Blue PEX Pipe	20	7005226 6 70750 75453 1
APPB10012	1/2 in. x 100 ft. Blue PEX Pipe	1	7003007 6 70750 69774 6
APPB30012	1/2 in. x 300 ft. Blue PEX Pipe	1	2924918 6 70750 69884 2
APPB50012	1/2 in. x 500 ft. Blue PEX Pipe	1	7059637 6 70750 75430 2
APPB234	3/4 in. x 2 ft. Blue PEX Pipe	30	6 70750 95412 2
APPB534	3/4 in. x 5 ft. Blue PEX Pipe	10	6 70750 95423 8
APPB3410	3/4 in. x 10 ft. Blue PEX Pipe	10	4812780 6 70750 80933 0
APPB2034	3/4 in. x 20 ft. Blue PEX Pipe	10	7005234 6 70750 75455 5
APPB10034	3/4 in. x 100 ft. Blue PEX Pipe	1	7003049 6 70750 69792 0
APPB30034	3/4 in. x 300 ft. Blue PEX Pipe	1	9778168 6 70750 75428 9
APPB50034	3/4 in. x 500 ft. Blue PEX Pipe	1	7059678 6 70750 75431 9
APPB1001	1 in. x 100 ft. Blue PEX Pipe	1	7003072 6 70750 99040 3



Part Number	Description	Carton Qty	UPC
RED PEX-B PIPE			
APPR212	1/2 in. x 2 ft. Red PEX Pipe	60	6 70750 95429 0
APPR512	1/2 in. x 5 ft. Red PEX Pipe	20	6 70750 95434 4
APPR1210	1/2 in. x 10 ft. Red PEX Pipe	10	2811214 6 70750 80956 9
APPR2012	1/2 in. x 20 ft. Red PEX Pipe	20	7005242 6 70750 75457 9
APPR10012	1/2 in. x 100 ft. Red PEX Pipe	1	7003023 6 70750 69885 9
APPR30012	1/2 in. x 300 ft. Red PEX Pipe	1	5260682 6 70750 70645 5
APPR50012	1/2 in. x 500 ft. Red PEX Pipe	1	7059645 6 70750 75435 7
APPR234	3/4 in. x 2 ft. Red PEX Pipe	30	6 70750 95432 0
APPR534	3/4 in. x 5 ft. Red PEX Pipe	10	6 70750 95436 8
APPR3410	3/4 in. x 10 ft. Red PEX Pipe	10	2478345 6 70750 80960 6
APPR2034	3/4 in. x 20 ft. Red PEX Pipe	10	7005259 6 70750 75459 3
APPR10034	3/4 in. x 100 ft. Red PEX Pipe	1	7003056 6 70750 69892 7
APPR30034	3/4 in. x 300 ft. Red PEX Pipe	1	5855119 6 70750 75433 3
APPR50034	3/4 in. x 500 ft. Red PEX Pipe	1	7059686 6 70750 75437 1
APPR1001	1 in. x 100 ft. Red PEX Pipe	1	7003080 6 70750 99039 7

Part Number	Description	Carton Qty	UPC
WHITE PEX-B PIPE			
APPW514	1/4 in. x 5 ft. White PEX Pipe	20	7346364 6 70750 75445 6
APPW538	3/8 in. x 5 ft. White PEX Pipe	10	7002967 6 70750 70023 1
APPW1038	3/8 in. x 10 ft. White PEX Pipe	10	6 70750 95446 7
APPW212	1/2 in. x 2 ft. White PEX Pipe	60	6 70750 74736 6
APPW512	1/2 in. x 5 ft. White PEX Pipe	20	7002975 6 70750 75447 0
APPW1012	1/2 in. x 10 ft. White PEX Pipe	10	7005200 6 70750 69966 5
APPW2012	1/2 in. x 20 ft. White PEX Pipe	20	6307003 6 70750 75449 4
APPW2512	1/2 in. x 25 ft. White PEX Pipe	1	6 70750 77167 5
APPW5012	1/2 in. x 50 ft. White PEX Pipe	1	7346356 6 70750 77171 2
APPW10012	1/2 in. x 100 ft. White PEX Pipe	1	7003031 6 70750 69930 6
APPW30012	1/2 in. x 300 ft. White PEX Pipe	1	7059603 6 70750 69997 9
APPW50012	1/2 in. x 500 ft. White PEX Pipe	1	7059652 6 70750 75440 1
APPW234	3/4 in. x 2 ft. White PEX Pipe	30	6 70750 74737 3
APPW534	3/4 in. x 5 ft. White PEX Pipe	10	7002983 6 70750 70013 2
APPW1034	3/4 in. x 10 ft. White PEX Pipe	10	7005218 6 70750 69989 4
APPW2034	3/4 in. x 20 ft. White PEX Pipe	10	5624457 6 70750 75451 7
APPW2534	3/4 in. x 25 ft. White PEX Pipe	1	7346331 6 70750 77169 9
APPW5034	3/4 in. x 50 ft. White PEX Pipe	1	6 70750 95449 8



PEX



Part Number	Description	Carton Qty	UPC
WHITE PEX-B PIPE <i>(continued)</i>			
APPW10034	3/4 in. x 100 ft. White PEX Pipe	1	7003064 6 70750 69948 1
APPW30034	3/4 in. x 300 ft. White PEX Pipe	1	7059611 6 70750 75438 8
APPW50034	3/4 in. x 500 ft. White PEX Pipe	1	7059694 6 70750 75441 8
APPW51	1 in. x 5 ft. White PEX Pipe	5	7002991 6 70750 77041 8
APPW101	1 in. x 10 ft. White PEX Pipe	5	7227085 6 70750 69963 4
APPW201	1 in. x 20 ft. White Pex Pipe	5	7005267 6 70750 57119 0
APPW1001	1 in. x 100 ft. White PEX Pipe	1	7005267 6 70750 69922 1
APPW3001	1 in. x 300 ft. White PEX Pipe	1	7227077 6 70750 44308 4
APPW5001	1 in. x 500 ft. White PEX Pipe	1	7227069 1 91988 00267 1

PEX OXYGEN BARRIER PEX-B PIPE

Oxygen Barrier PEX pipe has been designed to prevent diffusion of oxygen into hydronic radiant heating systems. A layer of polymer is laminated to the outside surface which is highly resistant to the passage of oxygen. Oxygen Barrier PEX pipe is good for hydronic radiant heating, cooling, and snow melting systems using water or water/glycol mix. It may be installed in concrete, gypsum-based lightweight concrete, sand, asphalt, in or under wood flooring, or behind wallboard or plaster. Oxygen Barrier PEX pipe may also be used as transfer lines for baseboard heating systems with a maximum operating temperature of 200° F @ 100 psi.

Features

- Tough
- Flexible
- Copper tube size dimensions (CTS)

Approvals

- ANSI/NSF Standards 61 & 14
- ASTM D2765
- ICBO ER #5287
- ASTM F876 and F877
- DIN 4726

Pressure & Temperature

- 160 psi @ 73° F, 100 psi @ 180° F

Installation

To cut PEX pipe use a PEX pipe cutter and cut at a 90° angle. Clear the cut end of any burrs or debris. Oxygen Barrier PEX pipe can also be installed in concrete, gypsum-based lightweight concrete, sand, asphalt, in or under wood flooring, or behind wallboard or plaster. Bend supports can be used to make bends and angles instead of having to cut the tubing and use fittings. A variety of barb fittings or push type fittings can be used with PEX pipe.



PEX



APOLLO PEX



Part Number	Description	Carton Qty	UPC
OXYGEN BARRIER PEX-B PIPE			
APPOB10012	1/2 in. x 100 ft. Oxygen Barrier Radiant Heating PEX Pipe	1	6 70750 95450 4
APPOB30012	1/2 in. x 300 ft. Oxygen Barrier Radiant Heating PEX Pipe	1	7005275 6 70750 75424 1
APPOB50012	1/2 in. x 500 ft. Oxygen Barrier Radiant Heating PEX Pipe	1	6 70750 51982 6
APPOB100012	1/2 in. x 1000 ft. Oxygen Barrier Radiant Heating PEX Pipe	1	6 70750 51983 3
APPOB1034	3/4 in. x 10 ft. Oxygen Barrier Radiant Heating PEX Pipe	10	6 70750 95456 6
APPOB10034	3/4 in. x 100 ft. Oxygen Barrier Radiant Heating PEX Pipe	1	7005291 6 70750 75425 8
APPOB30034	3/4 in. x 300 ft. Oxygen Barrier Radiant Heating PEX Pipe	1	7005309 6 70750 75427 2
APPOB50034	3/4 in. x 500 ft. Oxygen Barrier Radiant Heating PEX Pipe	1	6 70750 51984 0

Expansion PEX FITTINGS

Apollo Expansion PEX Fittings are used for making junctions or directional changes with PEX-A pipe constructed potable water systems.

All Apollo Expansion PEX Fittings comply with the U.S. Safe Water Drinking Act (SDWA) and the 2011 U.S. Reduction of Lead in Drinking Water Act by containing equal to or less than 0.25% lead.

All Apollo Expansion PEX Fittings have barb ends unless otherwise noted. Apollo Expansion PEX fittings are compatible with Apollo PEX-A pipe and Uponor (Wirsbo) ProPEX™. (ProPEX™ is a trademark of Uponor [Wirsbo].)

Specifications

Use Apollo Expansion PEX Brass Fittings with Apollo PEX-A pipe and fasten to pipe using Apollo Expansion Sleeves with Apollo Expansion PEX Tools. Follow all instructions included with Apollo tools, fittings, and fasteners.

Approvals

- ASTM F877 and F1807 Conformance - Third Party Certified
- NSF 14 and 61
- IAPMO
- CSA B137.5

Installation

1. Cut pipe squarely and place expansion sleeve on end.
2. Insert tool head into tubing and expand (Refer to tool instructions for recommended number of expansion per tubing size).
3. Immediately remove tool and insert fitting end into pipe to shoulder. Pipe may take up to two minutes to fully seal fitting.



EXPANSION
PEX

APOLLO EXPANSION
PEX



Part Number	Description	Carton Qty	UPC
-------------	-------------	------------	-----

PEX-A COUPLINGS

EPXC1212	1/2 in. Brass PEX-A Expansion Barb Coupling	50	8 50003 46511 1
EPXC1234	1/2 in. x 3/4 in. Brass PEX-A Expansion Barb Reducing Coupling	25	8 50003 46512 8
EPXC3434	3/4 in. Brass PEX-A Expansion Barb Coupling	50	8 50003 46513 5
EPXC341	1 in. x 3/4 in. Brass PEX-A Expansion Barb Reducing Coupling	5	8975120 6 70750 83946 7
EPXC11	1 in. Brass PEX-A Expansion Barb Coupling	5	8975112 6 70750 83945 0



PEX-A x POLYBUTYLENE COUPLINGS

EPXBC1212	1/2 in. Brass PEX-A Expansion Barb x Polybutylene Coupling	25	8 50003 46509 8
EPXBC3434	3/4 in. Brass PEX-A Expansion Barb x Polybutylene Coupling	25	8 50003 46510 4



PEX-A x CPVC ADAPTERS

EPXCPVC12	1/2 in. Brass PEX-A Expansion Barb x 1/2 in. CPVC Straight Adapter	10	1 91988 00378 4
EPXCPVC34	3/4 in. Brass PEX-A Expansion Barb x 3/4 in. CPVC Straight Adapter	10	1 91988 00406 4



PEX-A x PVC ADAPTER

EPXPVC34	3/4 in. Brass PEX-A Expansion Barb x 3/4 in. Sch. 40 PVC Straight Adapter	10	1 91988 00407 1
----------	---	----	-----------------



PEX-A ELBOWS

EPXE1212	1/2 in. Brass PEX-A Expansion Barb 90° Elbow Fitting	50	8 50003 46514 2
EPXE1234	1/2 in. x 3/4 Brass PEX-A Expansion Barb Reducing 90° Elbow	5	8975310 6 70750 84203 0
EPXE3434	3/4 in. Brass PEX-A Expansion Barb 90° Elbow Fitting	50	8 50003 46515 9
EPXE11	1 in. Brass PEX-A Expansion Barb 90° Elbow	5	8975260 6 70750 84034 0

Part Number Description Carton Qty UPC

PEX-A DROP EAR ELBOWS

EPXDEE12	1/2 in. Brass PEX-A Expansion Barb x 1/2 in. FPT 90° Drop-Ear Elbow	5	8975203 6 70750 84026 5
EPXDEE3412	3/4 in. Brass PEX-A Expansion Barb x 1/2 in. FPT Reducing 90° Drop-Ear Elbow	5	8975229 6 70750 84255 9
EPXDEE34	3/4 in. Brass PEX-A Expansion Barb x 3/4 in. FPT 90° Drop-Ear Elbow	5	8975211 6 70750 84020 3



PEX-A FEMALE ELBOW

EPXFE12S	1/2 in. Brass PEX-A Expansion Barb x 1/2 in. FNPT Female Swivel 90° Elbow	5	8975237 6 70750 84211 5
----------	--	---	----------------------------



PEX-A MALE ELBOWS

EPXME1212	1/2 in. Brass PEX-A Expansion Barb x 1/2 in. MNPT 90° Male Elbow	25	8 50003 46524 1
-----------	---	----	-----------------



PEX-A FEMALE ADAPTERS

EPXFA1212	1/2 in. Brass PEX-A Expansion x 1/2 in. FPT Female Adapter	50	8 50003 46516 6
EPXFA12S	1/2 in. Brass PEX-A Expansion x 1/2 in. FPT Swivel Female Adapter	5	8975955 6 70750 84241 2
EPXFA1234	1/2 in. Brass PEX-A Expansion Barb x 3/4 FNPT Reducing Female Adapter	25	8 50003 46517 3
EPXFA3412	3/4 in. Brass PEX-A Expansion Barb x 1/2 in. FNPT Female Adapter	25	8 50003 46518 0
EPXFA3434	3/4 in. Brass PEX-A Expansion Barb x 3/4 in. FNPT Female Adapter	50	8 50003 46519 7
EPXFA34S	3/4 in. Brass PEX-A Expansion Barb x 3/4 in. FNPT Female Swivel Adapter	5	8975971 6 70750 84244 3
EPXFA341	3/4 in. Brass PEX-A Expansion Barb x 1 in. FNPT Female Adapter	5	8975377 6 70750 84080 7
EPXFA1	1 in. Brass PEX-A Expansion Barb x 1 in. FNPT Female Adapter	5	8975369 6 70750 84057 9



EXPANSION
PEX



Part Number	Description	Carton Qty	UPC
PEX-A FEMALE SWEAT ADAPTERS			
EPXFS1212	1/2 in. Brass PEX-A Expansion Barb x 1/2 in. Female Sweat Adapter	50	8 50003 46520 3
EPXFS1234	1/2 in. Brass PEX-A Expansion Barb x 3/4 in. Reducing Female Sweat Adapter	5	8975898 6 70750 84029 6
EPXFS3434	3/4 in. Brass PEX-A Expansion Barb x 3/4 in. Female Sweat Adapter	25	8 50003 46521 0
EPXFS341	3/4 in. Brass PEX-A Expansion Barb x 1 in. Reducing Female Sweat Adapter	5	8975914 6 70750 84033 3
EPXFSA11	1 in. Brass PEX-A Expansion Barb x 1 in. Female Sweat Adapter	5	8975922 6 70750 84035 7




PEX-A MALE ADAPTERS			
EPXMA1212	1/2 in. Brass PEX-A Expansion Barb x 1/2 in. MNPT Male Adapter	50	8 50003 46522 7
EPXMA1234	1/2 in. Brass PEX-A Expansion Barb x 3/4 in. MNPT Male Adapter	5	8975443 6 70750 84117 0
EPXMA3412	3/4 in. Brass PEX-A Expansion Barb x 1/2 in. MNPT Male Adapter	5	8975450 6 70750 84145 3
EPXMA3434	3/4 in. Brass PEX-A Expansion Barb x 3/4 in. MNPT Male Adapter	50	8 50003 46523 4
EPXMA341	3/4 in. Brass PEX-A Expansion Barb x 1 in. MNPT Male Adapter	5	8975427 6 70750 84402 7
EPXMA134	1 in. Brass PEX-A Expansion Barb x 3/4 in. MNPT Reducing Male Adapter	5	8975401 6 70750 84109 5
EPXMA11	1 in. Brass PEX-A Expansion Barb x 1 in. MNPT Male Adapter	5	8975419 6 70750 84111 8



PEX-A MALE SWEAT ADAPTERS			
EPXMS1212	1/2 in. Brass PEX-A Expansion Barb x 1/2 in. Male Sweat Adapter	50	8 50003 46525 8
EPXMS1234	1/2 in. Brass PEX-A Expansion Barb x 3/4 in. Reducing Male Sweat Adapter	5	8975831 6 70750 84943 5
EPXMS3434	3/4 in. Brass PEX-A Expansion Barb x 3/4 in. Male Sweat Adapter	50	8 50003 46526 5
EPXMS341	3/4 in. Brass PEX-A Expansion Barb x 1 in. Male Sweat Adapter	5	8975864 6 70750 85354 8
EPXMSA11	1 in. Brass PEX-A Expansion Barb x 1 in. Male Sweat Adapter	25	8 50003 46527 2

Part Number	Description	Carton Qty	UPC
PEX-A TEES			
EPXT12	1/2 in. Brass PEX-A Expansion Barb Tee Fitting	50	8 50003 46528 9
EPXT121234	1/2 in. x 1/2 in. x 3/4 in. Brass PEX-A Expansion Barb Reducing Tee	5	8975997 6 70750 84038 8
EPXT341212	3/4 in. x 1/2 in. x 1/2 in. Brass PEX-A Expansion Barb Reducing Tee	5	8976003 6 70750 84040 1
EPXT341234	3/4 in. x 1/2 in. x 3/4 in. Brass PEX-A Expansion Barb Reducing Tee	5	8976011 6 70750 84041 8
EPXT343412	3/4 in. x 3/4 in. x 1/2 in. Brass PEX-A Expansion Barb Reducing Tee	25	8 50003 46530 2
EPXT34	3/4 in. Brass PEX-A Expansion Barb Tee Fitting	25	8 50003 46529 6
EPXT1112	1 in. x 1 in. x 1/2 in. Brass PEX-A Expansion Barb Reducing Tee	5	8976052 6 70750 84053 1
EPXT1134	1 in. x 1 in. x 3/4 in. Brass PEX-A Expansion Barb Reducing Tee	5	8976060 6 70750 84056 2
EPXT11	1 in. Brass PEX-A Expansion Barb Tee	5	8976078 6 70750 84078 4



PEX-A DROP EAR TEES			
EPXDET12	1/2 in. Brass PEX-A Expansion Barb x Brass PEX Barb x Female Pipe Thread Drop-Ear Tee	10	1 91988 00372 2
EPXDET34	3/4 in. Brass PEX-A Expansion Barb x Brass PEX Barb x Female Pipe Thread Drop-Ear Tee	10	1 91988 00373 9



PRESS ADAPTERS			
EPXPR1212	1/2 in. Brass PEX-A Barb x 1/2 in. Press Adapter	10	8 50003 46573 9
EPXPR3434	3/4 in. Brass PEX-A Barb x 3/4 in. Press Adapter	10	8 50003 46574 6
EPXPR11	1 in. Brass PEX-A Barb x 1 in. Press Adapter	10	8 50003 46575 3



2
3



Part Number	Description	Carton Qty	UPC
-------------	-------------	------------	-----

PEX-A COUPLINGS

EPXPAC1210PK	1/2 in. Poly-Alloy PEX-A Expansion Barb Coupling (10-Pack)	5	8975161 6 70750 84256 6
EPXPAC3412	1/2 in. x 3/4 in. Poly-Alloy PEX-A Expansion Barb Reducing Coupling	10	1 91988 00175 9
EPXPAC3410PK	3/4 in. Poly-Alloy PEX-A Expansion Barb Coupling (10-Pack)	5	8975179 6 70750 84257 3
EPXPAC341	3/4 in. x 1 in. Poly-Alloy PEX-A Expansion Barb Reducing Coupling	10	1 91988 00176 6
EPXPAC1110PK	1 in. Poly-Alloy PEX-A Expansion Barb Coupling (10-Pack)	5	8975187 6 70750 84271 9



PEX-A ELBOWS

EPXPAE1210PK	1/2 in. Poly-Alloy PEX-A Expansion Barb 90° Elbow (10-Pack)	5	8975286 6 70750 84275 7
EPXPAE3410PK	3/4 in. Poly-Alloy PEX-A Expansion Barb 90° Elbow (10-Pack)	5	8975294 6 70750 84276 4
EPXPAE15PK	1 in. Poly-Alloy PEX-A Expansion Barb 90° Elbow (5-Pack)	5	8975302 6 70750 84277 1



PEX-A MALE ADAPTER

EPXPAM1210PK	1/2 in. Poly-Alloy PEX-A Expansion Barb x 1/2 in. MNPT Male Adapter (10-Pack)	5	8975435 6 70750 84278 8
--------------	---	---	----------------------------




PEX-A TEES

EPXPAT1210PK	1/2 in. Poly-Alloy PEX-A Expansion Barb Tee (10-Pack)	5	8976086 6 70750 84284 9
EPXPAT341212	3/4 in. x 1/2 in. x 1/2 in. Poly-Alloy PEX-A Expansion Barb Reducing Tee	10	1 91988 00178 0
EPXPAT343412	3/4 in. x 3/4 in. x 1/2 in. Poly-Alloy PEX-A Expansion Barb Reducing Tee	10	1 91988 00177 3
EPXPAT3410PK	3/4 in. Poly-Alloy PEX-A Expansion Barb Tee (10-Pack)	5	8976094 6 70750 84286 3
EPXPAT15PK	1 in. Poly-Alloy PEX-A Expansion Barb Tee (5-Pack)	5	8976110 6 70750 89605 7

Part Number	Description	Carton Qty	UPC
PEX-A TEST PLUGS			
EPXPAP1210PK	1/2 in. Poly-Alloy PEX-A Expansion Barb Plug (10-Pack)	5	8975740 6 70750 84279 5
EPXPAP3410PK	3/4 in. Poly-Alloy PEX-A Expansion Barb Plug (10-Pack)	5	8975757 6 70750 84280 1
EPXPAP110PK	1 in. Poly-Alloy PEX-A Expansion Barb Plug (10-Pack)	5	8975765 6 70750 84283 2



PEX-A MANIFOLDS			
EPXM3PT	3/4 in. PEX-A Expansion Barb Inlets x 1/2 PEX-A Expansion Barb Poly-Alloy 3-Port Closed Manifold	5	91988 00179 7
EPXM4PT	3/4 in. PEX-A Expansion Barb Inlets x 1/2 PEX-A Expansion Barb Poly-Alloy 4-Port Closed Manifold	5	8975468 6 70750 84288 7
EPXM6PT	3/4 in. PEX-A Expansion Barb Inlets x 1/2 PEX-A Expansion Barb Poly-Alloy 6-Port Closed Manifold	5	8975476 6 70750 84289 4
EPXM2PTO	3/4 in. PEX-A Expansion Barb Inlets x 1/2 PEX-A Expansion Barb Poly-Alloy 2-Port Open Manifold	5	8975484 6 70750 84290 0
EPXM3PTO	3/4 in. PEX-A Expansion Barb Inlets x 1/2 PEX-A Expansion Barb Poly-Alloy 3-Port Open Manifold	5	8975492 6 70750 84292 4
EPXM4PTO	3/4 in. PEX-A Expansion Barb Inlets x 1/2 PEX-A Expansion Barb Poly-Alloy 4-Port Open Manifold	5	8975500 6 70750 84293 1
EPXM4PTO1	1 in. PEX-A Expansion Barb Inlet x 3/4 in. and 1/2 in. PEX-A Barb Outlets Poly-Alloy 4-Port Open Manifold	5	91988 00180 3
EPXMANI12	12-Port PEX-A Manifold with 1/2 in. Brass Ball Valves	1	10053 46062 7
EPXMANI16	16-Port PEX-A Manifold with 1/2 in. Brass Ball Valves	1	10053 46063 4
EPXMANI20	20-Port PEX-A Manifold with 1/2 in. Brass Ball Valves	1	10053 46064 1
EPXMANI24	24-Port PEX-A Manifold with 1/2 in. Brass Ball Valves	1	10053 46065 8
EPXMANI28	28-Port PEX-A Manifold with 1/2 in. Brass Ball Valves	1	10053 46066 5
EPXMANI32	32-Port PEX-A Manifold with 1/2 in. Brass Ball Valves	1	10053 46067 2
EPXMANI36	36-Port PEX-A Manifold with 1/2 in. Brass Ball Valves	1	10053 46068 9
EPXFF1212SDV	1/2 in. Brass PEX-A Expansion Barb x 1/2 in. Female Pipe Thread Swivel Ball Valve	10	50003 46579 1
EPXNPSM34	3/4 in. Brass PEX-A Expansion Barb x 1 in. NPSM Manifold Inlet Adapter	10	50003 46578 4



EXPANSION PEX

NPS



Part Number	Description	Carton Qty	UPC
PEX-A VALVES			

EPXV12	1/2 in. Brass PEX-A Expansion Barb Ball Valve	5	8974974 6 70750 83936 8
--------	---	---	----------------------------

EPXV34	3/4 in. Brass PEX-A Expansion Barb Ball Valve	5	8974982 6 70750 83937 5
--------	---	---	----------------------------

EPXV1	1 in. Brass PEX-A Expansion Barb Ball Valve	5	8974990 6 70750 83938 2
-------	---	---	----------------------------



EPXV12M	1/2 in. Brass PEX-A Expansion Barb x 1/2 in. Male Pipe Thread Ball Valve	5	1 91988 00374 6
---------	--	---	-----------------

EPXV34M	3/4 in. Brass PEX-A Expansion Barb x 3/4 in. Male Pipe Thread Ball Valve	5	1 91988 00375 3
---------	--	---	-----------------



EPXV12S	1/2 in. Brass PEX-A Expansion Barb x 1/2 in. Solder Ball Valve	10	1 91988 00376 0
---------	--	----	-----------------

EPXV34S	3/4 in. Brass PEX-A Expansion Barb x 3/4 in. Solder Ball Valve	10	1 91988 00377 7
---------	--	----	-----------------



EPXV12T	1/2 in. Brass PEX-A Expansion Barb Ball Valve with Tee Handle	10	1 91988 00368 5
---------	---	----	-----------------

EPXV34T	3/4 in. Brass PEX-A Expansion Barb Ball Valve with Tee Handle	10	1 91988 00369 2
---------	---	----	-----------------



EPXV12WD	1/2 in. Brass PEX-A Expansion Barb Ball Valve with Drain and Mounting Pad	10	1 91988 00370 8
----------	---	----	-----------------

EPXV34WD	3/4 in. Brass PEX-A Expansion Barb Ball Valve with Drain and Mounting Pad	10	1 91988 00371 5
----------	---	----	-----------------



EPXIMT1214	1/2 in. Chrome-Plated Brass PEX-A Expansion Barb x 1/4 in. Compression Quarter-Turn Ice Maker Tee Valve	10	1 91988 00408 8
------------	---	----	-----------------



EPXSCV1234	1/2 in. Brass PEX-A Expansion Barb x 3/4 in. Garden Hose Thread Quarter-Turn Sillcock	10	8975013 6 70750 84096 8
------------	---	----	----------------------------



EPXVA1214C	1/2 in. Chrome-Plated Brass PEX-A Expansion Barb x 1/4 in. Compression Quarter-Turn Angle Stop Valve	10	8975047 6 70750 84554 3
------------	--	----	----------------------------

EPXVA1238C	1/2 in. Chrome-Plated Brass PEX-A Expansion Barb x 3/8 in. Compression Quarter-Turn Angle Stop Valve	10	8975062 6 70750 84013 5
------------	--	----	----------------------------



EPXVS1214C	1/2 in. Chrome-Plated Brass PEX-A Expansion Barb x 1/4 in. Compression Quarter-Turn Straight Stop Valve	10	8975021 6 70750 83948 1
------------	---	----	----------------------------

EPXVS1238C	1/2 in. Chrome-Plated Brass PEX-A Expansion Barb x 3/8 in. Compression Quarter-Turn Straight Stop Valve	10	8975039 6 70750 83955 9
------------	---	----	----------------------------

PEX-A VALVES *(continued)*

Part Number	Description	Carton Qty	UPC
EPXVS123838C	1/2 in. Chrome-Plated Brass PEX-A Expansion Barb x 3/8 in. Compression Dual Outlet Quarter-Turn Straight Stop Valve	10	1 91988 00410 1
EPXVT123838C	1/2 in. Chrome-Plated Brass PEX-A Expansion Barb x 3/8 in. Compression Dual Outlet Quarter-Turn Angle Stop Valve	10	1 91988 00409 5
EPXPRV34WG	3/4 in. Bronze Double Union PEX-A Expansion Barb Water Pressure Regulator with Gauge	3	1 91988 01978 5



PEX-A ACCESSORIES

EPXBOXIM	1/2 in. Brass PEX-A Expansion Barb Ice Maker Outlet Box	2	6 70750 96076 5
EPXBOXWM	1/2 in. Brass PEX-A Expansion Barb Washing Machine Outlet Box	3	6 70750 96065 9
EPXCSST18	3/4 in. Brass PEX-A Expansion Barb x 3/4 in. FNPT x 18 in. Corrugated Stainless Steel Water Heater Connector	5	8975070 6 70750 84023 4
EPXCSST18BV	3/4 in. Brass PEX-A Expansion Barb x 3/4 in. FNPT x 18 in. Corrugated Stainless Steel Water Heater Connector with Ball Valve	5	8 50003 46568 5
EPXSTUBWE12	8 in. x 1/2 in. Copper PEX-A Expansion Barb Stub-Out 90° Elbow with Flange	10	8975807 6 70750 84014 2
EPXSTUBWE34	8 in. x 3/4 in. Copper PEX-A Expansion Barb Stub-Out 90° Elbow with Flange	10	8975815 6 70750 84015 9
APXTALON	1/2 in. and 3/4 in. 2-in-1 PEX Pipe J-Hook Pipe Support (10-Pack)	12	1 91988 00455 2
APXTALON40JR	1/2 in. and 3/4 in. 2-in-1 PEX Pipe J-Hook Pipe Support (40-Pack Jar)	2	1 91988 00566 5
APXSUSCLAMPU	1/2 - 1 in. Universal Plastic Insulated Stud Suspension Clamp (10-Pack)	6	1 91988 00456 9
PXBEND12	1/2 in. Plastic PEX Pipe 90° Bend Support with Mounting Bracket	12	8974776 6 70750 43738 0
PXBEND34	3/4 in. Plastic PEX Pipe 90° Bend Support with Mounting Bracket	10	8974784 6 70750 43739 7



EXPANSION
PEX

PEX-A PRODUCTS



Part Number	Description	Carton Qty	UPC
PEX-A EXPANSION SLEEVES			

EPXS12DAI	1/2 in. PEX-A Expansion Sleeve/Ring (5-Pack)	10	 10053 46118 1
EPXS1225PK	1/2 in. PEX-A Expansion Sleeve/Ring (25-Pack)	10	 8975773 70750 84137 8
EPXS3425PK	3/4 in. PEX-A Expansion Sleeve/Ring (25-Pack)	10	 8975781 70750 84154 5
EPXS125PK	1 in. PEX-A Expansion Sleeve/Ring (25-Pack)	10	 8975799 70750 84219 1

PEX-A TOOLS			
--------------------	--	--	--



EPXTOOLKIT	PEX-A Expansion Tool Kit with 1/2 in., 3/4 in. and 1 in. Expander Heads	3	 8976128 70750 84294 8
------------	---	---	--



EPXTOOL	PEX-A Expansion Tool (Tool-Only)	3	 8976169 70750 84300 6
---------	----------------------------------	---	--



EPXHEAD12	1/2 in. PEX-A Expander Head	5	 8976136 70750 84295 5
-----------	-----------------------------	---	--

EPXHEAD34	3/4 in. PEX-A Expander Head	5	 8976144 70750 84297 9
-----------	-----------------------------	---	--

EPXHEAD1	1 in. PEX-A Expander Head	5	 8976151 70750 84299 3
----------	---------------------------	---	--



69PTKC001	1/2 in. to 1 in. Pipe Cutter	6	 8974727 70750 29273 6
-----------	------------------------------	---	--

Expansion PEX

PEX-A PIPE

PEX tubing is cross-linked, high-density polyethylene. It's available in white, red, or blue colors for easy identification of hot and cold water lines. The Apollo PEX tubing listed in the following pages is type PEX-A (PEX-A, PEXa).

PEX tubing is for use in hot and cold potable water distribution systems as well as hydronic radiant heating systems. PEX tubing can also be used in continuously recirculating plumbing systems up to 140° F while maintaining chlorine resistance.

Features

- Tough
- Flexible
- More affordable than other plumbing materials
- Copper tube size dimensions (CTS)
- Available in white, red, or blue

Standards / Certifications

- PEX 3306
- cNSFus-pw/rfh
- cUPC
- Meets ASTM F876/F877
- ANSI/NSF Standards 61 & 14
- CSA B137.5

Pressure & Temperature

- 160 psi @ 73° F, 100 psi @ 180° F

Installation

To cut PEX tubing, use a PEX tubing cutter and cut at a 90° angle. Clear the cut end of any burrs or debris. **Do not expose PEX tubing to direct sunlight.**

It is recommended to insulate hot water lines with standard foam polyethylene pipe insulation to prevent heat loss. If installing in an area that experiences harsh winters, it's recommended to insulate both hot and cold water lines to prevent freezing.



EXPANSION
PEX

APOLLO EXPANSION
PEX

PEX-A PRODUCTS



Part Number	Description	Carton Qty	UPC
BLUE PEX-A PIPE			

EPPB10012S	1/2 in. x 100 ft. Red PEX-A Expansion Pipe in Solid Color	1	8975542 8 50003 46532 6
EPPB30012S	1/2 in. x 300 ft. Red PEX-A Expansion Pipe in Solid Color	1	8975559 8 50003 46534 0
EPPB10034S	3/4 in. x 100 ft. Red PEX-A Expansion Pipe in Solid Color	1	8975633 8 50003 46533 3
EPPB30034S	3/4 in. x 300 ft. Red PEX-A Expansion Pipe in Solid Color	1	8975641 8 50003 46535 7
EPPB1001S	1 in. x 100 ft. Red PEX-A Expansion Pipe in Solid Color	1	8975708 8 50003 46531 9



Part Number	Description	Carton Qty	UPC
RED PEX-A PIPE			

EPPR10012S	1/2 in. x 100 ft. Red PEX-A Expansion Pipe in Solid Color	1	8975534 8 50003 46537 1
EPPR30012S	1/2 in. x 300 ft. Red PEX-A Expansion Pipe in Solid Color	1	8975567 8 50003 46539 5
EPPR10034S	3/4 in. x 100 ft. Red PEX-A Expansion Pipe in Solid Color	1	8975617 8 50003 46538 8
EPPR30034S	3/4 in. x 300 ft. Red PEX-A Expansion Pipe in Solid Color	1	8975658 8 50003 46540 1
EPPR1001S	1 in. x 100 ft. Red PEX-A Expansion Pipe in Solid Color	1	8975690 8 50003 46536 4

Part Number	Description	Carton Qty	UPC
WHITE PEX-A PIPE			
EPPW512	1/2 in. x 5 ft. White PEX-A Expansion Pipe	25	8975518 6 70750 84301 3
EPPW1012	1/2 in. x 10 ft. White PEX-A Expansion Pipe	10	8 50003 46500 5
EPPW2012	1/2 in. x 20 ft. White PEX-A Expansion Pipe	10	1 91988 00608 2
EPPW10012	1/2 in. x 100 ft. White PEX-A Expansion Pipe	1	8975526 6 70750 84303 7
EPPW30012	1/2 in. x 300 ft. White PEX-A Expansion Pipe	1	8975575 6 70750 84313 6
EPPW50012	1/2 in. x 500 ft. White PEX-A Expansion Pipe	1	8 50003 46503 6
EPPW100012	1/2 in. x 1000 ft. White PEX-A Expansion Pipe	1	1 91988 00606 8
EPPW534	3/4 in. x 5 ft. White PEX-A Expansion Pipe	10	8975591 6 70750 84314 3
EPPW1034	3/4 in. x 10 ft. White PEX-A Expansion Pipe	10	8 50003 46501 2
EPPW2034	3/4 in. x 20 ft. White PEX-A Expansion Pipe	10	1 91988 00610 5
EPPW10034	3/4 in. x 100 ft. White PEX-A Expansion Pipe	1	8975609 6 70750 84321 1
EPPW30034	3/4 in. x 300 ft. White PEX-A Expansion Pipe	1	8975666 6 70750 84326 6
EPPW50034	3/4 in. x 500 ft. White PEX-A Expansion Pipe	1	8 50003 46504 3
EPPW100034	3/4 in. x 1000 ft. White PEX-A Expansion Pipe	1	8 50003 46506 7
EPPW51	1 in. x 5 ft. White PEX-A Expansion Pipe	5	8975674 6 70750 84327 3
EPPW101	1 in. x 10 ft. White PEX-A Expansion Pipe	5	8 50003 46502 9
EPPW201	1 in. x 20 ft. White PEX-A Expansion Pipe	5	1 91988 00611 2
EPPW1001	1 in. x 100 ft. White PEX-A Expansion Pipe	1	8975682 6 70750 84328 0
EPPW3001	1 in. x 300 ft. White PEX-A Expansion Pipe	1	8975732 6 70750 84369 3



EXPANSION PEX



Tectite by Apollo

Push-To-Connect FITTINGS

Removable PUSH Fittings sizes ¼ in. to 1 in.

Tectite by Apollo is proud to offer the most complete portfolio of push to connect fittings available in the marketplace.

It is a full line of 1/4 in. - 1 in. lead free push fittings. Our push fittings can be used with copper, CPVC, or PEX pipe.

FEATURES

- Use in wet or dry installations.
- Reduce repair or installation time.
- No special installation tools required.
- Joins copper, CPVC, and PEX tubing.
- Tectite and Apollo Copper Push are removable and reusable.
- EPDM o-ring for leak free seals.

PERFORMANCE RATING

- Maximum pressure: 200 psi
- Temperature range: 32°F to 250°F

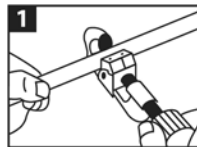
APPROVALS

- NSF/ANSI NSF 61/372/14
- ASSE 1061
- IAPMO cUPC® File Listings: 4951

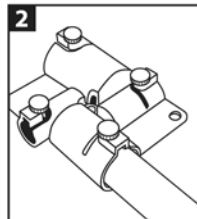
Instructions

Squarely cut the pipe to desired length. Mark the insertion depth using the depth gauge (sold separately). Push pipe and twist into the fitting until the fitting edge meets the depth line.

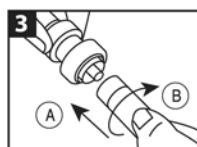
Fitting removal and reuse is just as simple using a demount clip (sold separately). After assembly, fittings may be rotated for simpler installation in tight spaces.



Cut pipe.



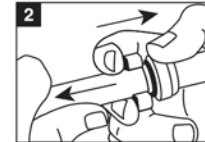
Mark insertion depth using the depth gauge (sold separately).



Push pipe (A) and twist (B) into fitting until fitting edge meets depth line.



Removal tool (sold separately).



Place tool around pipe next to fitting. Press tool toward fitting while pulling pipe from fitting.






Part Number	Description	Carton Qty	UPC
-------------	-------------	------------	-----

COUPLINGS

FSBC14	1/4 in. Brass Push-To-Connect Coupling	12	 6 70750 96457 2
FSBC38	3/8 in. (1/2 in. O.D.) Brass Push-To-Connect Coupling	12	 6 70750 96602 6
FSBC1238	1/2 in. Brass Push-To-Connect x 3/8 in. Reducer Coupling	12	 6 70750 96423 7
FSBC12	1/2 in. Brass Push-To-Connect Coupling	24	 6 70750 90382 3
FSBC126JR	 1/2 in. Brass Push-To-Connect Coupling (6-Pack Jar)	8	 1 91988 00581 8
FSBC3412	3/4 in. x 1/2 in. Brass Push-To-Connect Reducer Coupling	12	 6 70750 96462 6
FSBC34	3/4 in. Brass Push-To-Connect Coupling	24	 6 70750 90384 7
FSBC346JR	 3/4 in. Brass Push-To-Connect Coupling (6-Pack Jar)	4	 1 91988 00582 5
FSBC134	1 in. Brass Push-To-Connect x 3/4 in. Push-To-Connect Reducer Coupling	6	 6 70750 96432 9
FSBC1	1 in. Brass Push-To-Connect Coupling	6	 6 70750 96344 5



SLIP COUPLINGS

FSBC12SL	1/2 in. Brass Push-To-Connect Slip Repair Coupling	6	 6 70750 96946 1
FSBC34SL	3/4 in. Brass Push-To-Connect Slip Repair Coupling	6	 6 70750 96953 9
FSBC1SL	1 in. Brass Push-To-Connect Slip Repair Coupling	3	 6 70750 96948 5
FSBC12SLEZ	1/2 in. Brass Push-To-Connect EZ-Slip Repair Coupling	6	 1 91988 00396 8
FSBC34SLEZ	3/4 in. Brass Push-To-Connect EZ-Slip Repair Coupling	6	 1 91988 00397 5



PUSH

PUSH-TO-CONNECT PRODUCTS



Part Number	Description	Carton Qty	UPC
CONVERSION COUPLINGS			

FSBIPSC12	1/2 in. IPS x 1/2 in. CTS Brass Push-To-Connect Conversion Coupling	6	6 70750 96899 0
-----------	---	---	-----------------

FSBIPSC34	3/4 in. IPS x 3/4 in. CTS Brass Push-To-Connect Conversion Coupling	6	6 70750 96900 3
-----------	---	---	-----------------

FSBIPSC1	1 in. IPS x 1 in. CTS Brass Push-To-Connect Conversion Coupling	3	6 70750 96801 3
----------	---	---	-----------------



FSBIPSC34SL	3/4 in. Brass Push-To-Connect PVC Slip Repair Coupling	6	1 91988 00385 2
-------------	--	---	-----------------

FSBIPSC1SL	1 in. Brass Push-To-Connect PVC Slip Repair Coupling	6	1 91988 00386 9
------------	--	---	-----------------



FSBIPSTEM12	1/2 in. IPS Brass Push-To-Connect x 1/2 in. CTS Street Transition Adapter	6	1 91988 00433 0
-------------	---	---	-----------------

FSBIPSTEM34	3/4 in. IPS Brass Push-To-Connect x 3/4 in. CTS Street Transition Adapter	6	1 91988 00434 7
-------------	---	---	-----------------

FSBIPSTEM1	1 in. IPS Brass Push-To-Connect x 1 in. CTS Street Transition Adapter	6	1 91988 00435 4
------------	---	---	-----------------



FSBPBC12	1/2 in. Brass Push-To-Connect Polybutylene Conversion Coupling	12	6 70750 96645 3
----------	--	----	-----------------

FSBPBC34	3/4 in. Brass Push-To-Connect Polybutylene Conversion Coupling	6	6 70750 96665 1
----------	--	---	-----------------

STREET SLIP ADAPTERS			
-----------------------------	--	--	--



FSBSLA12	1/2 in. Brass Push-To-Connect x CTS Street Slip Adapter	6	1 91988 00495 8
----------	---	---	-----------------

FSBSLA34	3/4 in. Brass Push-To-Connect x CTS Street Slip Adapter	6	1 91988 00497 2
----------	---	---	-----------------

FSBSLA1	1 in. Brass Push-To-Connect x CTS Street Slip Adapter	6	1 91988 00496 5
---------	---	---	-----------------

Part Number **Description** **Carton Qty** **UPC**
90° ELBOWS

FSBE38 3/8 in. Brass Push-To-Connect 90° Elbow Fitting 6 6 70750 96696 5

FSBE12 1/2 in. Brass Push-To-Connect 90° Elbow 24 6 70750 96692 7

FSBE126JR  1/2 in. Brass Push-To-Connect 90° Elbow (6-Pack Jar) 8 1 91988 00585 6

FSBE3412 3/4 in. x 1/2 in. Brass Push-To-Connect 90° Reducer Elbow 6 6 70750 96695 8

FSBE34 3/4 in. Brass Push-To-Connect 90° Elbow 24 6 70750 96694 1

FSBE346JR  3/4 in. Brass Push-To-Connect 90° Elbow (6-Pack Jar) 4 1 91988 00586 3

FSBE1 1 in. Brass Push-To-Connect 90° Elbow 3 6 70750 96686 6

FSBE12STR 1/2 in. Brass Push-To-Connect Street 90° Elbow 12 6 70750 81783 0

FSBE34STR 3/4 in. Brass Push-To-Connect Street 90° Elbow 6 6 70750 81784 7

FSBE12V 1/2 in. Brass Push-To-Connect 90° Elbow with Drain/Vent 6 6 70750 02962 2

FSBE34V 3/4 in. Brass Push-To-Connect 90° Elbow with Drain/Vent 6 6 70750 02963 9

45° ELBOWS

FSBE1245 1/2 in. Brass Push-To-Connect 45° Elbow 12 1 91988 00398 2

FSBE3445 3/4 in. Brass Push-To-Connect 45° Elbow 12 1 91988 00399 9

DROP EAR ELBOWS

FSBDEE3812 3/8 in. Brass Push-To-Connect x 1/2 in. Female Pipe Thread 90° Drop Ear Elbow 12 6 70750 96683 5

FSBDEE12 1/2 in. Brass Push-To-Connect x Female Pipe Thread 90° Drop Ear Elbow 12 6 70750 96682 8

FSBDEE12P 1/2 in. Brass Push-To-Connect 90° Drop Ear Elbow 6 6 70750 07217 8

FSBDEE34P 3/4 in. Brass Push-To-Connect 90° Drop Ear Elbow 12 1 91988 00389 0



PUSH

PUSH-TO-CONNECT PRODUCTS



Part Number	Description	Carton Qty	UPC
FEMALE ELBOWS			

FSBDWE1434	1/4 in. (3/8 in. O.D.) Brass Push-To-Connect x 3/4 in. Garden Hose Thread 90° Dishwasher Elbow	6	6 70750 96685 9
------------	--	---	-----------------

FSBFE12	1/2 in. Brass Push-To-Connect x 1/2 in. Female Pipe Thread 90° Elbow	12	6 70750 96709 2
---------	--	----	-----------------



MALE ELBOWS			
--------------------	--	--	--

FSBME1438	1/4 in. Brass Push-To-Connect x 3/8 in. Male Pipe Thread 90° Elbow	6	6 70750 96738 2
-----------	--	---	-----------------

FSBME1238	1/2 in. Brass Push-To-Connect x 3/8 in. Male Pipe Thread 90° Elbow	6	6 70750 96717 7
-----------	--	---	-----------------

FSBME12	1/2 in. Brass Push-To-Connect x 1/2 in. Male Pipe Thread 90° Elbow	6	6 70750 96715 3
---------	--	---	-----------------




FEMALE ADAPTERS			
------------------------	--	--	--

FSBFA1412	1/4 in. (3/8 in. O.D.) Brass Push-To-Connect x 1/2 in. Female Pipe Thread Reducing Adapter	12	6 70750 96788 7
-----------	--	----	-----------------

FSBFA3812	3/8 in. (1/2 in. O.D.) Brass Push-To-Connect x 1/2 in. Female Pipe Thread Reducing Adapter	12	6 70750 96795 5
-----------	--	----	-----------------

FSBFA12	1/2 in. Brass Push-To-Connect x Female Pipe Thread Adapter	24	6 70750 96760 3
---------	--	----	-----------------

FSBFA126JR	 1/2 in. Brass Push-To-Connect Female Pipe Thread Adapter (6-Pack Jar)	8	1 91988 00587 0
------------	---	---	-----------------

FSBFA1234	1/2 in. Brass Push-To-Connect x 3/4 in. Female Pipe Thread Reducing Adapter	6	6 70750 96761 0
-----------	---	---	-----------------

FSBFA34	3/4 in. Brass Push-To-Connect x Female Pipe Thread Adapter	12	6 70750 96793 1
---------	--	----	-----------------

FSBFA1	1 in. Brass Push-To-Connect x Female Pipe Thread Adapter	3	6 70750 96754 2
--------	--	---	-----------------




MALE ADAPTERS			
----------------------	--	--	--

FSBMA1412	1/4 in. (3/8 in. O.D.) Brass Push-To-Connect x 1/2 in. Male Pipe Thread Reducing Adapter	6	6 70750 96928 7
-----------	--	---	-----------------






FSBMA3812	3/8 in. (1/2 in. O.D.) Brass Push-To-Connect x 1/2 in. Male Pipe Thread Reducing Adapter	12	6 70750 96939 3
-----------	--	----	-----------------

FSBMA12	1/2 in. Brass Push-To-Connect x Male Pipe Thread Adapter	24	6 70750 96922 5
---------	--	----	-----------------

FSBMA126JR	 1/2 in. Brass Push-To-Connect x Male Pipe Thread Adapter (6-Pack Jar)	4	1 91988 00588 7
------------	---	---	-----------------



Part Number Description Carton Qty UPC

MALE ADAPTERS *(continued)*

FSBMA1234	1/2 in. Brass Push-To-Connect x 3/4 in. Male Pipe Thread Reducing Adapter	6	
FSBMA3412	3/4 in. Brass Push-To-Connect x 1/2 in. Male Pipe Thread Reducer Reducing Adapter	6	
FSBMA34	3/4 in. Brass Push-To-Connect x Male Pipe Thread Adapter	24	
FSBMA134	1 in. Brass Push-To-Connect x 3/4 in. Male Pipe Thread Reducing Adapter	3	
FSBMA1	1 in. Brass Push-To-Connect x Male Pipe Thread Adapter	3	



MALE CONVERSION ADAPTERS

FSBIP SMA12	1/2 in. IPS Push-To-Connect x 1/2 in. CTS Brass Male Pipe Thread Adapter	6	
FSBIP SMA34	3/4 in. Brass Push-To-Connect PVC IPS x 3/4 in. Male Pipe Thread Adapter	6	



TEES

FSBT14	1/4 in. Brass Push-To-Connect Tee Fitting	6	
FSBT38	3/8 in. Brass Push-To-Connect Tee Fitting	6	
FSBT121238	1/2 in. x 1/2 in. x 3/8 in. Brass Push-To-Connect Reducer Tee	12	
FSBT12	1/2 in. Brass Push-To-Connect Tee	24	
FSBT126JR	 1/2 in. Brass Push-To-Connect Tee (6-Pack Jar)	4	
FSBT341212	3/4 in. x 1/2 in. x 1/2 in. Brass Push-To-Connect Reducer Tee	6	
FSBT341234	3/4 in. x 1/2 in. x 3/4 in. Brass Push-To-Connect Reducer Tee	6	
FSBT343412	3/4 in. x 3/4 in. x 1/2 in. Brass Push-To-Connect Reducer Tee	12	
FSBT34	3/4 in. Brass Push-To-Connect Tee	12	



PUSH

PUSH-TO-CONNECT PRODUCTS

Part Number	Description	Carton Qty	UPC
TEES <i>(continued)</i>			
	FSBT1134 1 in. x 1 in. x 3/4 in. Brass Push-To-Connect Reducer Tee	3	6 70750 98339 9
	FSBT1 1 in. Brass Push-To-Connect Tee	3	6 70750 98338 2
SLIP TEES			
	FSBT12SLCTS 1/2 in. Brass Push-To-Connect x Push-To-Connect x Copper Tube Size Adapter Slip Tee	6	6 70750 96958 4
	FSBT1212IPS12 1/2 in. CTS x 1/2 in. CTS x 1/2 in. IPS Brass Push-To-Connect Slip Tee	6	1 91988 00379 1
	FSBT3434IPS34 3/4 in. CTS x 3/4 in. CTS x 3/4 in. IPS Brass Push-To-Connect Slip Tee	6	1 91988 00381 4
	FSBT11IPS1 1 in. CTS x 1 in. CTS x 1 in. IPS Brass Push-To-Connect Slip Tee	6	1 91988 00383 8
	FSBT1212CTS12 1/2 in. IPS x 1/2 in. IPS x 1/2 in. CTS Brass Push-To-Connect Slip Tee	6	1 91988 00380 7
	FSBT3434CTS34 3/4 in. IPS x 3/4 in. IPS x 3/4 in. CTS Brass Push-To-Connect Slip Tee	6	1 91988 00382 1
	FSBT11CTS1 1 in. IPS x 1 in. IPS x 1 in. CTS Brass Push-To-Connect Slip Tee	6	1 91988 00384 5
	FSBT12SL 1/2 in. Brass Push-To-Connect Slip Tee Fitting	6	6 70750 96954 6
	FSBT34SL 3/4 in. Brass Push-To-Connect Slip Tee Fitting	6	6 70750 96967 6
	FSBT12SLF 1/2 in. Brass Push-To-Connect x Push-To-Connect x Female Pipe Thread Slip Tee Fitting	6	6 70750 96961 4
	FSBT34SLF 3/4 in. Brass Push-To-Connect x Push-To-Connect x Female Pipe Thread Slip Tee Fitting	6	6 70750 96968 3
STREET TEES			
	FSBT12STR 1/2 in. Brass Push-To-Connect x 1/2 in. Brass Push-To-Connect x 1/2 in. CTS Street Outlet Tee	12	6 70750 81830 1
	FSBT34STR 3/4 in. Brass Push-To-Connect x 3/4 in. Brass Push-To-Connect x 3/4 in. CTS Street Outlet Tee	6	6 70750 81841 7

Part Number Description Carton Qty UPC

FEMALE TEES


FSBT34F 3/4 in. Push-To-Connect x Push-To-Connect x Female Pipe Thread Tee 6 6 70750 07368 7

FSBTANKTEE 3/4 in. Push-To-Connect x Female Pipe Thread x Female Pipe Thread Expansion Tank Tee 5 6 70750 08172 9

CAPS


FSBCAP38 3/8 in. Brass Push-To-Connect Cap 12 6 70750 96184 7

FSBCAP12 1/2 in. Brass Push-To-Connect Cap 24 6 70750 96101 4

FSBCAP126JR  1/2 in. Brass Push-To-Connect Cap (6-Pack Jar) 8 1 91988 00583 2

FSBCAP12WD 1/2 in. Brass Push-To-Connect Cap with Drain 12 6 70750 07341 0

FSBCAP34 3/4 in. Brass Push-To-Connect Cap 12 6 70750 96123 6

FSBCAP346JR  3/4 in. Brass Push-To-Connect Cap (6-Pack Jar) 4 1 91988 00584 9

FSBCAP34WD 3/4 in. Brass Push-To-Connect Cap with Drain 12 6 70750 07367 0

FSBCAP1 1 in. Brass Push-To-Connect Cap 3 6 70750 96067 3

VALVES

FSBBV12 1/2 in. Brass Push-To-Connect Ball Valve 12 6 70750 95962 2

FSBBV34 3/4 in. Brass Push-To-Connect Ball Valve 12 6 70750 95976 9

FSBBV1 1 in. Brass Push-To-Connect Ball Valve 6 6 70750 95952 3

FSBBV12DE 1/2 in. Brass Push Ball Valve with Flange and Drain 12 6 70750 95963 9

FSBBV34DE 3/4 in. Brass Push Ball Valve with Flange and Drain 6 6 70750 95977 6

FSBBV12F 1/2 in. Brass Push-To-Connect x 1/2 in. FNPT Female Ball Valve 6 6 70750 95965 3

FSBBV34F 3/4 in. Brass Push-To-Connect x 3/4 in. FNPT Female Ball Valve 6 6 70750 95984 4



PUSH

PUSH-TO-CONNECT PRODUCTS



Part Number	Description	Carton Qty	UPC
VALVES <i>(continued)</i>			

FSBBV12SL	1/2 in. Brass Push-To-Connect Slip Ball Valve	6	6 70750 95973 8
-----------	---	---	-----------------

FSBBV34SL	3/4 in. Brass Push-To-Connect Slip Ball Valve	6	6 70750 95987 5
-----------	---	---	-----------------



FSBBV12TX	1/2 in. Brass Push-To-Connect Compact Ball Valve with Lockable Handle	12	1 91988 00403 3
-----------	---	----	-----------------

FSBBV34TX	3/4 in. Brass Push-To-Connect Compact Ball Valve with Lockable Handle	12	1 91988 00404 0
-----------	---	----	-----------------

FSBBV1TX	1 in. Brass Push-To-Connect Compact Ball Valve with Lockable Handle	6	1 91988 00405 7
----------	---	---	-----------------



FSBBV312	1/2 in. Brass Push-To-Connect 3-Way Ball Valve	6	1 91988 00498 9
----------	--	---	-----------------

FSBBV334	3/4 in. Brass Push-To-Connect 3-Way Ball Valve	6	1 91988 00499 6
----------	--	---	-----------------



FSBSV12WD	1/2 in. Brass Push-To-Connect Stop Valve with Drain	12	1 91988 00392 0
-----------	---	----	-----------------

FSBSV34WD	3/4 in. Brass Push-To-Connect Stop Valve with Drain	12	1 91988 00393 7
-----------	---	----	-----------------



FSBVA1214	1/2 in. Push-To-Connect x 1/4 in. Push-To-Connect Chrome-Plated Brass Quarter-Turn Angle Stop Valve	6	6 70750 96976 8
-----------	---	---	-----------------

FSBVA1214C	1/2 in. Push-To-Connect x 1/4 in. O.D. Compression Chrome-Plated Brass Quarter-Turn Angle Stop Valve	6	6 70750 96984 3
------------	--	---	-----------------

FSBVA1238C	1/2 in. Push-To-Connect x 3/8 in. O.D. Compression Quarter-Turn Chrome-Plated Brass Angle Stop Valve	12	6 70750 96985 0
------------	--	----	-----------------

FSBVA1238C6JR	 1/2 in. Push x 3/8 in. O.D. Compression Quarter-Turn Chrome-Plated Brass Angle Stop Valve (6-Pack Jar)	2	1 91988 00590 0
---------------	--	---	-----------------

FSBVA1212M	1/2 in. Push-To-Connect x 1/2 in. MIP Chrome-Plated Brass Quarter-Turn Angle Stop Valve	6	6 70750 96975 1
------------	---	---	-----------------



FSBVS1214	1/2 in. Push-To-Connect x 1/4 in. Push-To-Connect Chrome-Plated Brass Qtr-Turn Straight Stop Valve	6	6 70750 97001 6
-----------	--	---	-----------------

FSBVS1214C	1/2 in. Push-To-Connect x 1/4 in. O.D. Compression Chrome-Plated Brass Qtr-Turn Straight Stop Valve	6	6 70750 97003 0
------------	---	---	-----------------

FSBVS1238C	1/2 in. Push-To-Connect x 3/8 in. O.D. Compression Chrome-Plated Brass Qtr-Turn Straight Stop Valve	12	6 70750 98162 3
------------	---	----	-----------------










FSBVS1238C6JR	 1/2 in. Push x 3/8 in. O.D. Compression Quarter-Turn Chrome-Plated Brass Straight Stop Valve (6-Pack Jar)	2	1 91988 00591 7
---------------	---	---	-----------------

Part Number	Description	Carton Qty	UPC
VALVES <i>(continued)</i>			
FSBVS1212M	1/2 in. Chrome Plated Brass Push x 1/2 in. MNPT Quarter Turn Straight Stop Valve	6	6 70750 96986 7
FSBVT121214C	1/2 in. Push x 1/2 in. Push x 1/4 in. O.D. Compression Chrome-Plated Brass Compression Stop Tee Valve	6	6 70750 98326 9
FSBVT121238C	1/2 in. Push x 1/2 in. Push x 3/8 in. O.D. Compression Chrome-Plated Brass Stop Tee Valve	6	6 70750 98331 3
FSBVT343414C	3/4 in. Push x 3/4 in. Push x 1/4 in. Compression Chrome-Plated Brass Service Stop Tee	6	6 70750 98337 5
FSBCV12	1/2 in. Brass Push-To-Connect Check Valve	12	6 70750 96301 8
FSBCV34	3/4 in. Brass Push-To-Connect Check Valve	12	6 70750 96307 0
FSBDV01238C	1/2 in. Brass Push-To-Connect x 3/8 in. O.D. Compression Dual Opposed Outlet Dual Shut-Off Quarter-Turn Stop Valve	12	1 91988 00387 6
FSBDVS1238C	1/2 in. Brass Push-To-Connect x 3/8 in. O.D. Compression Dual Inline Outlet Dual Shut-Off Quarter-Turn Stop Valve	12	1 91988 00388 3
FSBGV1234	1/2 in. Brass Push-To-Connect x 3/4 in. Garden Hose Thread Quarter-Turn Garden Valve with Drop Ear	12	1 91988 00394 4
FSBGV3434	3/4 in. Brass Push-To-Connect x 3/4 in. Garden Hose Thread Quarter-Turn Garden Valve with Drop Ear	12	1 91988 00395 1
FSBSCV1234	1/2 in. Brass Quarter Turn Push-To-Connect x 3/4 in. Garden Hose Thread No Kink Hose Bibb	12	1 91988 00390 6
FSBSCV3434	3/4 in. Brass Quarter Turn Push-To-Connect x 3/4 in. Garden Hose Thread No Kink Hose Bibb	12	1 91988 00391 3
FSBWMAV	1/2 in. Brass Push-To-Connect x 3/4 in. Male Hose Thread 90° Washing Machine Ball Valve	6	6 70750 07219 2
FSBWMSV	1/2 in. Brass Push-To-Connect x 3/4 in. Male Hose Thread Straight Washing Machine Ball Valve	6	6 70750 07240 6
FSBPRV34	3/4 in. Bronze Push-To-Connect Water Pressure Regulator	3	6 70750 96943 0
FSBPRV34SL	3/4 in. Bronze Slip Push-To-Connect Water Pressure Regulator	2	6 70750 96944 7
FSBPRV34WG	3/4 in. Pressure Regulator with Gauge	3	1 91988 00502 3





PUSH

PUSH-TO-CONNECT PRODUCTS





	Part Number	Description	Carton Qty	UPC
CONNECTORS				
	FSBBS12P18	1/2 in. Push-To-Connect x 1/2 in. Push-To-Connect x 18 in. Braided Stainless Steel Repair Hose	12	6 70750 96016 1
	FSBBS34P18	3/4 in. Push-To-Connect x 3/4 in. FPT x 18 in. Braided Stainless Steel Water Heater Connector	12	6 70750 96054 3
	FSBBS34F12	3/4 in. Push-To-Connect x 3/4 in. FPT x 12 in. Braided Stainless Steel Water Heater Connector	12	6 70750 96019 2
	FSBBS34F15	3/4 in. Push-To-Connect x 3/4 in. FPT x 15 in. Braided Stainless Steel Water Heater Connector	12	6 70750 96031 4
	FSBBS34F18	3/4 in. Push-To-Connect x 3/4 in. FPT x 18 in. Braided Stainless Steel Water Heater Connector	12	6 70750 96032 1
	FSBBS34F24	3/4 in. Push-To-Connect x 3/4 in. FPT x 24 in. Braided Stainless Steel Water Heater Connector	12	6 70750 96038 3
	FSBBS34F18BV	3/4 in. Push-To-Connect x 3/4 in. FPT x 18 in. Braided Stainless Steel Water Heater Connector with BV	12	6 70750 96035 2
	FSBBS34P1F24	3/4 in. Push-To-Connect x 1 in. FPT x 24 in. Braided Stainless Steel Water Softener Connector	6	6 70750 96055 0
	FSBCSST34F18	3/4 in. Push-To-Connect x 3/4 in. FPT x 18 in. Corrugated Stainless Steel Water Heater Connector	12	6 70750 96680 4
	FSBCSST34F24	3/4 in. Push-To-Connect x 3/4 in. FPT x 24 in. Corrugated Stainless Steel Water Heater Connector	12	6 70750 96681 1
ACCESSORIES				
	FSBWHKIT	3/4 in. x 3/4 in. FIP Water Heater Connection Kit	3	6 70750 99604 7
	FSBTANKKIT	Water Heater Installation Kit with Tank Tee	3	1 91988 00504 7
	FSBSHOWKIT	1/2 in. Brass Push-To-Connect Shower/Tub Installation Kit	3	1 91988 00503 0
	FSBSTUB8	1/2 in. Copper 90° Push-To-Connect x 8 in. Stub-Out Elbow	6	6 70750 95949 3
	FSBTWG34	Tee with Pressure Gauge 3/4 in. x 3/4 in. x 1/2 in.	5	6 70750 98355 9
	FSBFAU14	1/4 in. (3/8 in.) x 1/4 in. Comp. Stop Valve Connector	6	6 70750 96743 6
	FSBFAU1438	1/4 in. CTS x 3/8 in. OD Faucet Connector	6	6 70750 96747 4

Part Number **Description** **Carton Qty** **UPC**

ACCESSORIES *(continued)*

FSBTA141438C	1/4 in. Chrome-Plated Brass Push-To-Connect x 1/4 in. Push-To-Connect x 3/8 in. O.D. Compression Stop Valve Tee	6	6 70750 98336 8	
FSBFAU1412	1/4 in. (3/8 in. O.D.) Chrome Plated Brass Push-To-Connect x 1/2 in. Faucet Connector	6	6 70750 96744 3	
FSBFAU1478	1/4 in. (3/8 in. O.D.) Chrome Plated Brass Push-To-Connect x 7/8 in. Female Ballcock Toilet Straight Connector	6	6 70750 96748 1	
FSBTANKTEE	3/4 in. Push-To-Connect x FPT x FPT Water Heater Expansion Tank Tee	5	6 70750 08172 9	
FSBBOXIM	1/2 in. Ice Maker Outlet Box	2	6 70750 95989 9	
FSBBOXIMWH	1/2 in. Ice Maker Outlet Box with Water Hammer Arrestor	2	6 70750 95990 5	
FSBBOXWM	1/2 in. Brass Washing Machine Outlet Box	3	6 70750 95993 6	
FSBBOXWMWH	1/2 in. Brass Washing Machine Outlet Box with Water Hammer Arrestors	3	6 70750 96009 3	
FSBTANKTEE	3/4 in. Push-To-Connect x FPT x FPT Expansion Tank Tee	5	6 70750 08172 9	

MANIFOLDS

FSBM2PTC	3/4 in. Brass Push-To-Connect Inlet x 1/2 in. Brass Push-To-Connect Outlets 2-Port Closed Manifold	6	1 91988 00400 2	
FSBM2PTO	3/4 in. Brass Push-To-Connect Inlet x 1/2 in. Brass Push-To-Connect Outlets 2-Port Open Manifold	6	1 91988 00401 9	
FSBM3PTOV2	3/4 in. Brass Push-To-Connect Inlets with 3-Port Open Manifold 1/2 in. Push-To-Connect Outlets	6	1 91988 00402 6	
FSBM3PTO	3/4 in. Brass Push-To-Connect Inlet x 3/4 in. CTS Stem 3-Port Open Manifold with 1/2 in. Brass Push-To-Connect Outlets	6	6 70750 02968 4	

PUSH

PUSH-TO-CONNECT PRODUCTS



Part Number	Description	Carton Qty	UPC
TOOLS			
69PFRT	1/2 in. to 1 in. Push-To-Connect Fitting Removal Tool	3	6 70750 76215 4
FSBDC14	1/4 in. Demount Clip	12	6 70750 95748 2
FSBDC38	3/8 in. Demount Clip	12	6 70750 95768 0
FSBDC12	1/2 in. Demount Clip	48	6 70750 95738 3
FSBDC34	3/4 in. Demount Clip	48	6 70750 95749 9
FSBDC1	1 in. Demount Clip	24	6 70750 95737 6
FSBIPSDC3PK	1/2 in., 3/4 in. and 1 in. PVC IPS Demount Clip (3-Pack)	12	6 70750 96901 0
FSBDT12	1/2 in. Push Fitting Disconnect Tong	6	6 70750 07416 5
FSBDT34	3/4 in. Push Fitting Disconnect Tong	6	6 70750 07423 3
FSBDG	3/8 in. - 1 in. Depth Gauge and Chamfering Tool	6	6 70750 95803 8

Push-To-Connect

ELECTRICAL FITTINGS

Tectite Electrical is an industry-first range of UL-approved Push-To-Connect fittings for non-metallic flexible conduit. Installation is easy - simply push the fitting onto non-metallic flexible conduit. The result is a functionally superior and water-tight seal. It's non-metallic and this provides extra safety through assured grounding and the smooth interior walls make pulling wire easy, even around tight corners. The installation of type B non-metallic conduit to weatherproof outlet boxes, pool/spa equipment, central air conditioning units, and various other electrical enclosures or hubs just got tremendously easier with Tectite Electrical.

Tectite Electrical fittings are available in 1/2 in., 3/4 in., and 1 in. sizes in male adapter and male elbow configurations.



Listings

- CSA
- UL

TECTITE
ELECTRICAL by APOLLO

PUSH

Part Number	Description	Carton Qty	UPC
MALE ADAPTERS			
ELMA12	1/2 in. Non-Metallic Water Tight Push-To-Connect Straight Connector	15	8 50003 46548 7
ELMA126JR	 1/2 in. Non-Metallic Water Tight Push-To-Connect Straight Connector (6-Pack Jar)	8	8 50003 46550 0
ELMA34	3/4 in. Non-Metallic Water Tight Push-To-Connect Straight Connector	10	8 50003 46549 4
ELMA1	1 in. Non-Metallic Water Tight Push-To-Connect Straight Connector	10	8 50003 46554 8
MALE ELBOWS			
ELME12	1/2 in. Non-Metallic Water Tight Push-To-Connect Elbow Connector	12	8 50003 46551 7
ELME126JR	 1/2 in. Non-Metallic Water Tight Push-To-Connect Elbow Connector (6-Pack Jar)	4	8 50003 46552 4
ELME34	3/4 in. Non-Metallic Water Tight Push-To-Connect Elbow Connector	10	8 50003 46553 1
ELME1	1 in. Non-Metallic Water Tight Push-To-Connect Elbow Connector	10	8 50003 46555 5





VALVES

The **Apollo® 70LF Series** two-piece regular port ball valve is the most widely used and trusted ball valve in the industry with the added advantage of lead free* materials. The 70LF is ideal for plumbing and heating systems, including potable water. Trusted Apollo® performance with a wide range of options.

The **Apollo® International™ 94ALF-A Lead Free* Forged Brass Ball Valve** combines reliable operation with maximum economy. The 94ALF-A is ideal for gas, fuels, fire protection and general plumbing and HVAC applications including potable water.

The **Apollo® International™ 95ALF Lead Free* Forged Brass Stop and Waste Ball Valve** combines reliable operation with maximum economy. Ideal for plumbing or hydronic systems where draining is required.



The **Apollo® Model Reduced Pressure Backflow Preventers** provide maximum protection against back-siphonage or backpressure from substances that are hazardous to the potable water supply. The top accessed modular check valve cartridges provide captured springs, replaceable seats and reversible silicone seat discs. This Made in America assembly features ball valves with stainless steel handles and trim as standard and carries the five-year Apollo® factory warranty.

The **Apollo® Double Check Valves** prevent contamination of the potable water supply due to back-siphonage or backpressure from substances that are objectionable to the potable water supply, but non-health hazards. The top accessed modular check valve cartridges provide captured springs, replaceable seats and reversible silicone seat discs. This Made in America assembly features ball valve shutoffs with stainless steel handles and nuts as standard and carries the five-year Apollo® factory warranty.

The **Apollo® lead free* Pressure Reducing Valve** is designed to conserve water and protect water distribution systems by automatically reducing elevated supply pressures. The dezincification resistant bronze body, stainless steel adjusting screw and dielectric polymer cage provide maximum corrosion resistance. Designed for easy in-line servicing with simple cartridge removal.

The **Apollo® Hose Connection Vacuum Breakers** are designed to prevent cross-connection caused by back-siphonage.



The **Apollo® Spill Resistant Vacuum Breaker** is designed to prevent contamination of the potable water supply due to back-siphonage. The SVB is ideally suited for continuous pressure, indoor applications where water spillage is undesirable. The device has a straight through flow path for minimal head loss. All components are easily accessible for easy repair and maintenance. All components are made of corrosion resistant materials for years of reliable service.

*LEAD FREE: The wetted surfaces of this product shall contain no more than 0.25% lead by weighted average. Complies with Federal Public Law 111-380. ANSI 3rd party approved and listed.

Part Number Description Carton Qty UPC

70LF THREADED

70LF10101	1/4 in. Lead Free Bronze FNPT x FNPT Threaded Ball Valve	10	8974388 6 70750 42630 8
70LF10201	3/8 in. Lead Free Bronze FNPT x FNPT Threaded Ball Valve	10	8974396 6 70750 42712 1
70LF10301	1/2 in. Lead Free Bronze FNPT x FNPT Threaded Ball Valve	10	8974404 6 70750 50945 2
70LF10401	3/4 in. Lead Free Bronze FNPT x FNPT Threaded Ball Valve	10	8974412 6 70750 50889 9
70LF10501	1 in. Lead Free Bronze FNPT x FNPT Threaded Ball Valve	10	8974420 6 70750 50890 5
70LF10601	1-1/4 in. Lead Free Bronze FNPT x FNPT Threaded Ball Valve	5	8974438 6 70750 51152 3
70LF10701	1-1/2 in. Lead Free Bronze FNPT x FNPT Threaded Ball Valve	5	8974446 6 70750 51182 0
70LF10801	2 in. Lead Free Bronze FNPT x FNPT Threaded Ball Valve	2	8974453 6 70750 51463 0



70LF Approvals

- MSS SP-110 - Ball Valves Threaded, Socket Welding, Solder Joint, Grooved and Flared Ends
- NSF/ANSI 61 - Water Quality
- NSF/ANSI 372 - Lead Free
- CRN: OC10908.5C

Performance Rating

- CWP: 600 psi (41.37 Bar) at 100°F
- SWP: 150 psi (10.34 Bar) at 366°F
- Maximum Temperature: 450°F
- Vacuum Service to 29 in. Hg

70LF SOLDER

70LF20201	3/8 in. Lead Free Bronze Solder x Solder Ball Valve	10	6 70750 42475 5
70LF20301	1/2 in. Lead Free Bronze Solder x Solder Ball Valve	10	6 70750 42711 4
70LF20401	3/4 in. Lead Free Bronze Solder x Solder Ball Valve	10	6 70750 49061 3
70LF20501	1 in. Lead Free Bronze Solder x Solder Ball Valve	10	6 70750 44178 3
70LF20601	1-1/4 in. Lead Free Bronze Solder x Solder Ball Valve	5	6 70750 51264 3
70LF20701	1-1/2 in. Lead Free Bronze Solder x Solder Ball Valve	5	6 70750 51153 0
70LF20801	2 in. Lead Free Bronze Solder x Solder Ball Valve	2	6 70750 51063 2



77FLF THREADED

77FLF10301	1/2 in. x 1/2 in. Forged Brass FIP x FIP Full Port Threaded Ball Valve	10	6 70750 37197 4
77FLF10401	3/4 in. x 3/4 in. Forged Brass FIP x FIP Full Port Threaded Ball Valve	10	6 70750 37216 2



VALVES



94ALF Approvals

- MSS SP-110 - Ball Valves
- NSF/ANSI 61 Water Quality
- NSF/ANSI 372 Lead Free
- IAPMO IGC 157 (cUPC)

CSA LISTED

(File # 226234) per the following standards:

- ANSI Z21.15 (1/2 psi) (CSA 9.1) (1/4" - 2")
- ASME B16.44 (5 psi) (CR91-002) (1/4" - 2")
- ASME B16.33 (125 psi) (CGA 3.16) (1/4" - 2")

UL LISTED

- Guides YQNZ, YRBX, YRPV, YSDT and MHKZ (1/4" - 4" NPT only)
- UL 258 - VQGU Fire Protection Trim & Drain 175psi max (1/4" - 2")

FM LISTED

- FM 1140 Fire Protection Quick Opening Valves

Performance Rating

- 600 CWP - 1/4" to 2"
- 400 CWP - 2-1/2" to 4"
- Temperature Range: 0°F to 400°F



Part Number	Description	Carton Qty	UPC
77FLF SOLDER			
77FLF20301	1/2 in. x 1/2 in. Forged Brass Sweat x Sweat Full Port Solder Ball Valve	10	6 70750 37215 5
77FLF20401	3/4 in. x 3/4 in. Forged Brass Sweat x Sweat Full Port Solder Ball Valve	10	6 70750 37217 9

Part Number	Description	Carton Qty	UPC
94ALF THREADED			
94ALF10101A	1/4 in. Lead Free Brass FNPT x FNPT Full-Port Ball Valve	20	6 70750 96816 7
94ALF10201A	3/8 in. Lead Free Brass FNPT x FNPT Full-Port Ball Valve	20	6 70750 96817 4
94ALF10301A	1/2 in. Lead Free Brass FNPT x FNPT Full-Port Ball Valve	10	6 70750 96818 1
94ALF10401A	3/4 in. Lead Free Brass FNPT x FNPT Full-Port Ball Valve	10	6 70750 96821 1
94ALF10501A	1 in. Lead Free Brass FNPT x FNPT Full-Port Ball Valve	10	6 70750 96822 8
94ALF10601A	1-1/4 in. Lead Free Brass FNPT x FNPT Full-Port Ball Valve	4	6 70750 96823 5
94ALF10701A	1-1/2 in. Lead Free Brass FNPT x FNPT Full-Port Ball Valve	2	6 70750 96824 2
94ALF10801A	2 in. Lead Free Brass FNPT x FNPT Full-Port Ball Valve	2	6 70750 96825 9

Part Number	Description	Carton Qty	UPC
94ALF SOLDER			
94ALF20301A	1/2 in. Lead Free Brass SWT x SWT Ball Valve	10	6 70750 96828 0
94ALF20401A	3/4 in. Lead Free Brass SWT x SWT Ball Valve	10	6 70750 96829 7
94ALF20501A	1 in. Lead Free Brass SWT x SWT Ball Valve	6	6 70750 96831 0
94ALF20601A	1-1/4 in. Lead Free Brass SWT x SWT Ball Valve	4	6 70750 96832 7
94ALF20701A	1-1/2 in. Lead Free Brass SWT x SWT Ball Valve	2	6 70750 96833 4
94ALF20801A	2 in. Lead Free Brass SWT x SWT Ball Valve	2	6 70750 96834 1

Part Number Description Carton Qty UPC

94VLF PRESS

94VLF10301A	NEW	1/2 in. Brass Press x Press Full Port Ball Valve	10	6 70750 74781 6
94VLF10401A		3/4 in. Brass Press x Press Full Port Ball Valve	10	6 70750 74782 3
94VLF10501A		1 in. Brass Press x Press Full Port Ball Valve	10	6 70750 74783 0



95ALF THREADED

95ALF10301	1/2 in. Lead Free Brass FNPT x FNPT Stop and Waste Ball Valve	12	6 70750 98017 6
95ALF10401	3/4 in. Lead Free Brass FNPT x FNPT Stop and Waste Ball Valve	12	6 70750 98018 3
95ALF10501	1 in. Lead Free Brass FNPT x FNPT Stop and Waste Ball Valve	12	6 70750 98019 0



95ALF SOLDER

95ALF20301	1/2 in. Lead Free Brass SWT x SWT Stop and Waste Ball Valve	12	6 70750 98020 6
95ALF20401	3/4 in. Lead Free Brass SWT x SWT Stop and Waste Ball Valve	12	6 70750 98021 3
95ALF20501	1 in. Lead Free Brass SWT x SWT Stop and Waste Ball Valve	12	6 70750 98022 0



96F STAINLESS STEEL THREADED

96F10327	NEW	1/2 in. Stainless Steel FNPT x FNPT Full-Port Ball Valve with Latch Lock Lever	10	8 10053 46039 9
96F10427		3/4 in. Stainless Steel FNPT x FNPT Full-Port Ball Valve with Latch Lock Lever	10	8 10053 46040 5
96F10527		1 in. Stainless Steel FNPT x FNPT Full-Port Ball Valve with Latch Lock Lever	5	8 10053 46041 2
96F10627		1 1/4 in. Stainless Steel FNPT x FNPT Full-Port Ball Valve with Latch Lock Lever	4	8 10053 46042 9
96F10727		1 1/2 in. Stainless Steel FNPT x FNPT Full-Port Ball Valve with Latch Lock Lever	4	8 10053 46043 6
96F10827		2 in. Stainless Steel FNPT x FNPT Full-Port Ball Valve with Latch Lock Lever	2	8 10053 46044 3



IRRIGATION BALL VALVES

7862101	3/4 in. FNPT Bronze In-Line Irrigation Ball Valve with Automatic Drain	10	6 70750 71377 4
7862201	1 in. FNPT Bronze In-Line Irrigation Ball Valve with Automatic Drain	10	6 70750 71378 1



VALVES

Part Number	Description	Carton Qty	UPC
REDUCED PRESSURE BACKFLOW PREVENTERS			



4ALF204A2F	3/4 in. Lead Free Bronze FIP Reduced Pressure Backflow Preventer	1	8976524 6 70750 11101 3
------------	---	---	----------------------------

4ALF205A2F	1 in. Lead Free Bronze FIP Reduced Pressure Backflow Preventer	1	8976466 6 70750 11103 7
------------	---	---	----------------------------

REDUCED PRESSURE BACKFLOW PREVENTERS			
---	--	--	--



694ALF204A2B	3/4 in. Reduced Pressure Backflow Preventer Lead Free, Black - Anti-Theft	1	6 70750 77543 7
--------------	--	---	-----------------

694ALF205A2B	1 in. Reduced Pressure Backflow Preventer Lead Free, Black - Anti-Theft	1	6 70750 77549 9
--------------	--	---	-----------------

DOUBLE CHECK BACKFLOW PREVENTERS			
---	--	--	--



4ALF104A2F	3/4 in. Lead Free Bronze FIP Double Check Backflow Preventer	1	8976490 6 70750 10928 7
------------	---	---	----------------------------

4ALF105A2F	1 in. Lead Free Bronze FIP Double Check Backflow Preventer	1	8976441 6 70750 10932 4
------------	---	---	----------------------------

THERMOSTATIC MIXING VALVES			
-----------------------------------	--	--	--



34BLF314S	3/4 in. SWT Lead Free Bronze Thermostatic Mixing Valve	3	6 70750 58856 3
-----------	---	---	-----------------

34BLF314T	3/4 in. FPT Lead Free Bronze Thermostatic Mixing Valve	3	6 70750 58858 7
-----------	---	---	-----------------

APXMV34S	3/4 in. PEX-B Barb Lead Free Bronze Thermostatic Mixing Valve	2	6 70750 03940 9
----------	--	---	-----------------

Part Number	Description	Carton Qty	UPC
-------------	-------------	------------	-----

HOSE CONNECTION VACUUM BREAKERS

38LF314AS	3/4 in. (1 1/4 in. Long)	1	8976664 6 70750 66112 9
-----------	--------------------------	---	----------------------------

38LF414AS	3/4 in. (2 in. Long)	1	8976540 6 70750 06115 8
-----------	----------------------	---	----------------------------



SPILL RESISTANT VACUUM BREAKER

4A904A2F	3/4 in.	1	8976433 6 70750 74386 3
----------	---------	---	----------------------------



PRESSURE VACUUM BREAKER

4A504A2F	3/4 in. Bronze FIP Pressure Vacuum Breaker	1	8976482 6 70750 10868 6
----------	--	---	----------------------------



PRESSURE REDUCING VALVES

69ELF114T	3/4 in. x 3/4 in. Lead Free Bronze FNPT Pressure Reducing Valve	3	8976532 8 50003 46564 7
-----------	---	---	----------------------------

36ELF11501T	1 in. x 1 in. Lead Free Bronze FNPT Pressure Reducing Valve	1	8976474 6 70750 51125 7
-------------	---	---	----------------------------

FSBPRV34	3/4 in. Bronze Push-To-Connect Water Pressure Regulator	3	6 70750 96943 0
----------	---	---	-----------------

FSBPRV34SL	3/4 in. Bronze Slip Push-To-Connect Water Pressure Regulator	2	6 70750 96944 7
------------	--	---	-----------------

69ELF114TWG	3/4 in. x 3/4 in. Lead Free Bronze FNPT Pressure Reducing Valve with Gauge	3	1 91988 02407 9
-------------	--	---	-----------------

APXPRV34WG	3/4 in. x 3/4 in. Lead Free Bronze PEX-B Barb Pressure Reducing Valve with Gauge	3	1 91988 00565 8
------------	--	---	-----------------

EPXPRV34WG	3/4 in. x 3/4 in. Lead Free Bronze PEX-A Barb Pressure Reducing Valve with Gauge	3	1 91988 01978 5
------------	--	---	-----------------

FSBPRV34WG	3/4 in. x 3/4 in. Lead Free Bronze Push-To-Connect Pressure Reducing Valve with Gauge	3	1 91988 00502 3
------------	---	---	-----------------





Irrigation Fittings

BLUE TWISTERS



The self-threading Double Helix[®] design of Blue Twister[®] irrigation fittings provides effortless insertion into Polyethylene (PE) pipe. No longer is there a need to hammer or walk them into the pipe. Just twist the fitting clockwise into the pipe and let the Double Helix[®] pull the pipe onto the fitting.

Once the pipe has covered all of the barbs you are assured a connection that does not leak and will withstand the water pressure of your installation. For a more secure installation, please fasten fittings to pipe with poly pipe pinch clamps.

FEATURES

- Easy installation without tools.
- 100% corrosion resistant.
- Suitable for underground applications.
- No restriction on number of connections.

SPECIFICATIONS

- 160 psi @ 73° F
- Made from Polyphenylsulfone (PPSU) plastic.
- For use with Polyethylene (PE) pipe.
- For use with cold water applications only.

APPROVALS

- ASTM D-2609
- NSF 61 for potable water
- ANSI/NSF 14 & 7

Irrigation Fittings

BRASS INSERTS

Brass Insert Fittings are most commonly used in irrigation systems. They are also used for cold water sprinkler and pump installation applications. They feature 100 psi maximum working pressure. Please secure fittings to pipe with poly pipe pinch clamps.

Brass Insert Features

- Lead-free DZR brass construction.
- Use with polyethylene pipe.
- Use PTFE tape on threaded connections.
- Install with Apollo Poly Pipe Pinch Clamps.

Brass Insert Approvals

- NSF/ANSI 372
- NSF/ANSI 61-8



Part Number Description Carton Qty UPC

CONNECTORS



ABTC12 1/2 in. Insert Coupling 50 6 70750 84799 8


ABTC125PK  1/2 in. Insert Coupling (5 Pack) 10 6 70750 84800 1

ABTC1220JR   1/2 in. Insert Coupling (20 Pack Jar) 4 8 10053 46070 2

ABTC3412 3/4 in. x 1/2 in. Insert Reducing Coupling 25 6 70750 84804 9

ABTC34 3/4 in. Insert Coupling 75 6 70750 84803 2

ABTC345PK  3/4 in. Insert Coupling (5 Pack) 15 6 70750 84805 6

ABTC3418JR   3/4 in. Insert Coupling (18 Pack Jar) 4 8 10053 46069 6

ABTC134 1 in. x 3/4 in. Insert Reducing Coupling 20 6 70750 84801 8

ABTC1 1 in. Insert Coupling 50 6 70750 84783 7

ABTC15PK  1 in. Insert Coupling (5 Pack) 10 6 70750 84802 5

ABTC1114 1 in. x 1 1/4 in. Insert Reducing Coupling 10 6 70750 84795 0

ABTC114 1 1/4 in. Insert Coupling 20 6 70750 84798 1

ABTC112 1 1/2 in. Insert Coupling 10 6 70750 84797 4

PLUGS

ABTP12 1/2 in. Insert Plug 40 6 70750 84859 9

ABTP34 3/4 in. Insert Plug 25 6 70750 84860 5

ABTP1 1 in. Insert Plug 15 6 70750 84856 8

ABTP114 1 1/4 in. Insert Plug 10 6 70750 84858 2

ABTP112 1 1/2 in. Insert Plug 10 6 70750 84857 5






IRRIGATION





Part Number	Description	Carton Qty	UPC
ELBOWS			
ABTE12	1/2 in. Insert 90° Elbow	25	6 70750 84809 4
ABTE34	3/4 in. Insert 90° Elbow	25	6 70750 84810 0
ABTE1	1 in. Insert 90° Elbow	25	6 70750 84806 3
ABTE114	1¼ in. Insert 90° Elbow	10	6 70750 84808 7
ABTE112	1½ in. Insert 90° Elbow	10	6 70750 84807 0
ABTFE12	1/2 in. Insert x FPT 90° Elbow	25	6 70750 84818 6
ABTFE1234	3/4 in. Insert x 1/2 in. FPT 90° Elbow	25	6 70750 84819 3
ABTFE34	3/4 in. Insert x FPT 90° Elbow	25	6 70750 84821 6
ABTFE112	1 in. Insert x 1/2 in. FPT 90° Elbow	10	6 70750 84817 9
ABTFE134	1 in. Insert x 3/4 in. FPT 90° Elbow	20	6 70750 84820 9
ABTFE1	1 in. Insert x FPT 90° Elbow	15	6 70750 84816 2
ABTME12	1/2 in. Insert x MPT 90° Elbow	25	6 70750 84854 4
ABTME34	3/4 in. Insert x MPT 90° Elbow	15	6 70750 84855 1
ABTME1	1 in. Insert x MPT 90° Elbow	10	6 70750 84853 7
FEMALE ADAPTERS			
ABTFA12	1/2 in. Insert x FPT Female Adapter	25	6 70750 84814 8
ABTFA34	3/4 in. Insert x FPT Female Adapter	25	6 70750 84815 5
ABTFA1	1 in. Insert x FPT Female Adapter	25	6 70750 84811 7
ABTFA114	1¼ in. Insert x FPT Female Adapter	10	6 70750 84813 1
ABTFA112	1½ in. Insert x FPT Female Adapter	15	6 70750 84812 4

Part Number Description Carton Qty UPC

MALE ADAPTERS

ABTMA12	1/2 in. Insert x MPT Male Adapter	50	
ABTMA125PK	PRO PACK 1/2 in. Insert x MPT Male Adapter (5 Pack)	10	
ABTMA1234	1/2 in. Insert x 3/4 in. MPT Male Adapter	25	
ABTMA3412	3/4 in. Insert x 1/2 in. MPT Male Adapter	25	
ABTMA34	3/4 in. Insert x MPT Male Adapter	75	
ABTMA345PK	PRO PACK 3/4 in. Insert x MPT Male Adapter (5 Pack)	15	
ABTMA341	3/4 in. Insert x 1 in. MPT Male Adapter	15	
ABTMA134	1 in. Insert x 3/4 in. MPT Male Adapter	15	
ABTMA1	1 in. Insert x MPT Male Adapter	50	
ABTMA15PK	1 in. Insert x MPT Male Adapter (5 Pack)	10	
ABTMA114	1 1/4 in. Insert x MPT Male Adapter	20	
ABTMA112	1 1/2 in. Insert x MPT Male Adapter	15	

TEES

ABTT12	1/2 in. Insert Tee	25	
ABTT34	3/4 in. Insert Tee	25	
ABTT1	1 in. Insert Tee	15	
ABTT114	1 1/4 in. Insert Tee	10	
ABTT112	1 1/2 in. Insert Tee	5	
ABTFT12	1/2 in. Insert x Insert x FPT Tee	25	
ABTFT343412	3/4 in. Insert x 3/4 in. Insert x 1/2 in. FPT Tee	25	
ABTFT34	3/4 in. Insert x Insert x FPT Tee	25	
ABTFT1112	1 in. Insert x 1 in. Insert x 1/2 in. FPT Tee	15	
ABTFT1134	1 in. Insert x 1 in. Insert x 3/4 in. FPT Tee	10	



IRRIGATION

NEW! Blue Twister Fittings



FUNNY PIPE REDUCING COUPLINGS

Part Number	Description	Carton Qty	UPC
ABTC3438FP	3/4 in. Insert x 3/8 in. Funny Pipe Barb Reducing Coupling	50	8 10053 46082 5
ABTC138FP	1 in. Insert x 3/8 in. Funny Pipe Barb Reducing Coupling	50	8 10053 46078 8

TELESCOPING REPAIR COUPLINGS

ABTSLC34	3/4 in. Insert x Funny Pipe Barb Repair Coupling	20	8 10053 46076 4
ABTSLC1	1 in. Insert x Funny Pipe Barb Repair Coupling	20	8 10053 46075 7

FUNNY PIPE REDUCING ELBOWS

ABTE3438FP	3/4 in. Insert x 3/8 in. Funny Pipe Barb Reducing 90° Elbow	50	8 10053 46086 3
ABTE138FP	1 in. Insert x 3/8 in. Funny Pipe Barb Reducing 90° Elbow	50	8 10053 46085 6

COMBO REDUCING ELBOWS

ABTCE341234	3/4 in. Insert x 1/2 in.-3/4 in. Red.90° Elbow	15	8 10053 46074 0
ABTCE11234	1 in. Insert x 1/2 in.-3/4 in. Red.90° Elbow	15	8 10053 46081 8

SIDE OUTLET ELBOWS

ABTSE341234	3/4 in. Insert x 3/4 in. Insert x 1/2 in.-3/4 in. Side Outlet Elbow	15	8 10053 46079 5
ABTSE111234	1 in. Insert x 1 in. Insert x 1/2 in.-3/4 in. Side Outlet Elbow	15	8 10053 46084 9

FUNNY PIPE REDUCING TEES


ABTT343438	3/4 in. Insert x 3/4 in. Insert x 3/8 in. Funny Pipe Barb Reducing Tee	25	8 10053 46080 1
ABTT1138	1 in. Insert x 1 in. Insert x 3/8 in. Funny Pipe Barb Reducing Tee	25	8 10053 46077 1

COMBO REDUCING TEES

ABTCT341234	3/4 in. Insert x 3/4 in. Insert x 1/2 in.-3/4 in. Reducing Tee	15	8 10053 46083 2
ABTCT11234	1 in. Insert x 1 in. Insert x 1/2 in.-3/4 in. Reducing Tee	15	8 10053 46087 0





Part Number Description Carton Qty UPC

BRASS INSERT COUPLINGS

POLYBIC34	3/4 in. Brass Insert Coupling	20	
POLYBIC1	1 in. Brass Insert Coupling	20	






BRASS INSERT MALE ADAPTERS

POLYBIM34	3/4 in. Brass Insert x MPT Adapter	20	
POLYBIM1	1 in. Brass Insert x MPT Adapter	20	
POLYRPM1	1 in. Barb x MPT Brass Rope Adapter	10	
POLYRPM114	1 1/4 in. Barb x MPT Brass Rope Adapter	10	




BRASS INSERT VALVES

POLYV12	1/2 in. Brass Insert Ball Valve	10	
POLYV34	3/4 in. Brass Insert Ball Valve	10	
POLYV1	1 in. Brass Insert Ball Valve	5	












IRRIGATION BALL VALVES

7862101	3/4 in. FNPT Bronze In-Line Irrigation Ball Valve with Automatic Drain	10	
7862201	1 in. FNPT Bronze In-Line Irrigation Ball Valve with Automatic Drain	10	



IRRIGATION



Part Number	Description	Carton Qty	UPC
POLY PIPE PINCH CLAMPS			
POLYPC1210PK	1/2 in. Stainless-Steel Poly Pipe Pinch Clamps (10 Pack)	50	 6 70750 44615 3
POLYPC12100JR	  1/2 in. Stainless-Steel Poly Pipe Pinch Clamps (100 Pack Jar)	4	 8 10053 46073 3
POLYPC3410PK	3/4 in. Stainless-Steel Poly Pipe Pinch Clamps (10 Pack)	50	 6 70750 74942 1
POLYPC34100JR	  3/4 in. Stainless-Steel Poly Pipe Pinch Clamps (100 Pack Jar)	4	 8 10053 46071 9
POLYPC110PK	1 in. Stainless-Steel Poly Pipe Pinch Clamps (10 Pack)	50	 6 70750 74944 5
POLYPC1100JR	  1 in. Stainless-Steel Poly Pipe Pinch Clamps (100 Pack Jar)	4	 8 10053 46072 6
POLYPC11410PK	1 1/4 in. Stainless-Steel Poly Pipe Pinch Clamps (10 Pack)	50	 6 70750 74945 2

POLY PIPE PINCH CLAMP TOOL			
POLYPTK	Poly Pipe Pinch Clamp Tool Fastens 1/2 in. - 1 1/2 in. Poly Pipe Pinch Clamps	5	 6 70750 74948 3



Irrigation Fittings

SPRINT

Sprint fittings are push to connect fittings for Polyethylene pipe in irrigation applications. They are removable and reusable, making installation very easy.

Sprint Features

- 100% corrosion resistant.
- No special tools needed for installation.
- Approved for burial.
- Install regardless of temperature or weather
- Removable and reusable.



Irrigation Fittings

FLEXI-ADAPTERS

Flexi-Adapter - one fitting, all pipes. The design of the Flexi-Adapter by Apollo ensures that the pipe enters the adapter easily, avoiding the need for a high push-in force. There is no need to chamfer the pipe prior to installation.

As you tighten the nut, the plastic teeth and steel nails in the compression cartridge will grip the pipe and compress the o-ring against the pipe ensuring a leak-free seal under all pressure conditions. The plastic teeth will grip on all soft materials like polyethylene pipe (PE), PEX, and even lead. The steel nails will grip on all harder materials like very hard plastics and metals.

Flexi-Adapter Features

- 1/2 in. galvanized pipe, PVC, black iron, and PP-R can be used with Flexi-Adapters.
- 3/4 in. galvanized pipe, PVC, black iron, PP-R, Copper, PEX, and CPVC can be used with Flexi-Adapters.
- Suitable for burial.
- Can be used with water, seawater, and vacuum applications.
- Material is environmentally friendly and 100% corrosion resistant.



IRRIGATION



IRRIGATION PRODUCTS

Part Number	Description	Carton Qty	UPC	
SPRINT				
	SPRC34	3/4 in. Sprint Polymer Coupling	8	
	SPRCAP34	3/4 in. Sprint Polymer Cap	8	
	SPRE34	3/4 in. Sprint Polymer 90° Elbow	5	
	SPRMA34	3/4 in. Sprint Polymer Male Adapter	8	
	SPRT34	3/4 in. Sprint Polymer Tee	5	
FLEXI-ADAPTERS				
	SPRFLX123434	3/4 in. Sprint Polymer Male Adapter x 1/2 in. to 3/4 in. Universal Compression Fitting	8	
	SPRFLX12341	1 in. Sprint Composite Male Adapter x 1/2 in. to 3/4 in. Universal Compression Fitting	8	

CPVC FITTINGS

We are proud to introduce a range of CPVC fittings in a variety of configurations to make the transition to and from CPVC with as few leak points as possible. Constructed of virgin CPVC material and 100% stainless steel, these fittings are a simple solution for those tough transitions.

Approvals

- ASTM D2846
- NSF 14
- IAPMO
- CSA B137.6



SCH. 40 PVC FITTINGS

Lasco® Schedule 40 PVC fittings in 1/2 in. and 3/4 in. are available in pro pack buckets — couplings, tees, female threaded caps, slip caps, male adapters, female adapters, 45° elbows, and 90° elbows. They are easy to carry, stack, and keep track of the PVC fittings you need.

Approvals/Listings

- ASTM D-1784 - Rigid Poly (Vinyl Chloride) (PVC) Compounds and Chlorinated Poly Vinyl Chloride (CPVC) Compounds
- ASTM D-2466 - Socket Type Poly (Vinyl Chloride) (PVC) Plastic Pipe Fittings, Schedule 40.
- ASTM F-1970 - Standard Specification for Special Engineered Fittings, Appurtenances or Valves for use in Poly (Vinyl Chloride) (PVC) or Chlorinated Poly (Vinyl Chloride)(CPVC) systems.
- MATERIAL - LASCO Schedule 40 Fittings are produced from PVC Type 1, Cell Classification 12454-B. -O-rings are produced from a Buna- N (Nitrile) material
- LISTINGS - NSF/ANSI Standard 61, Annex G: Drinking Water System Components Weighted average lead content of less than or equal to 0.25% and is in compliance with California's Health & Safety Code Section 116875 (commonly known as AB1953)
NSF/ANSI Standard 14: Plastics Piping system components and Related Materials. Includes ANSI Standard 61, Annex G

Specifications

- Not to be used in the Hot or Cold water distribution system in a dwelling Maximum Service Temperature 140°F
- Do not use LASCO fittings for compressed air or gases.
- Do not test PVC piping systems with compressed air or gases.
- Do not use fittings with liquids not recommended by LASCO
- Fitting modification voids the warranty.



LASCO[®]
Fittings, Inc.

CPVC/PVC PRODUCTS



Part Number	Description	Carton Qty	UPC
CPVC FEMALE ADAPTERS			

CPVCFA12	1/2 in. CPVC CTS Slip x 1/2 in. SS FNPT	25	8 50003 46541 8
----------	---	----	-----------------

CPVCFA12W	1/2 in. CPVC CTS Slip x 1/2 in. FNPT	75	8 50003 46585 2
-----------	--------------------------------------	----	-----------------

CPVCFA12W10PK	1/2 in. CPVC CTS Slip x 1/2 in. FNPT (10 Pack)	5	8 50003 46581 4
---------------	--	---	-----------------

CPVCFA34	3/4 in. CPVC CTS Slip x 3/4 in. SS FNPT	25	8 50003 46542 5
----------	---	----	-----------------

CPVCFA34W	3/4 in. CPVC CTS Slip x 3/4 in. FNPT	50	8 50003 46588 3
-----------	--------------------------------------	----	-----------------

CPVCFA34W10PK	3/4 in. CPVC CTS Slip x 3/4 in. FNPT (10 Pack)	5	8 50003 46589 0
---------------	--	---	-----------------

CPVCFA1U34	3/4 in. CPVC CTS Slip x 1 in. FNPT	6	8 50003 46586 9
------------	------------------------------------	---	-----------------

CPVCFA1	1 in. CPVC CTS Slip x 1 in. SS FNPT	25	8 50003 46543 2
---------	-------------------------------------	----	-----------------

CPVCFA1W	1 in. CPVC CTS Slip x 1 in. FNPT	10	8 50003 46587 6
----------	----------------------------------	----	-----------------

CPVC MALE ADAPTERS			
---------------------------	--	--	--



CPVCMA12	1/2 in. CPVC CTS Slip x 1/2 in. SS MNPT	25	8 50003 46544 9
----------	---	----	-----------------

CPVCMU1234	1/2 in. CPVC CTS Slip x 3/4 in. Brass MNPT	6	8 50003 46590 6
------------	--	---	-----------------

CPVCMA34	3/4 in. CPVC CTS Slip x 3/4 in. SS MNPT	25	8 50003 46545 6
----------	---	----	-----------------

CPVCMA1	1 in. CPVC CTS Slip x 1 in. SS MNPT	25	8 50003 46546 3
---------	-------------------------------------	----	-----------------

CPVC ADAPTER			
---------------------	--	--	--

CPVCBSP	1 in. CPVC CTS Slip x 3/4 in. GHT	10	8 50003 46582 1
---------	-----------------------------------	----	-----------------

CPVC DROP EAR TEE			
--------------------------	--	--	--

CPVCDET12	1/2 in. CPVC CTS Slip	10	8 50003 46584 5
-----------	-----------------------	----	-----------------



Part Number Description Carton Qty UPC

CPVC PIPE STRAPS

CPVCSTRAP12	1/2 in. (5 Pack)	25	8 50003 46591 3
CPVCSTRAP34	3/4 in. (5 Pack)	20	8 50003 46592 0

NEW



CPVC UNIONS

CPVCU12	1/2 in. CPVC CTS Slip	10	8 50003 46594 4
CPVCSWTU12	1/2 in. CPVC CTS Brass Slip x 1/2 in. Solder	10	8 50003 46593 7
CPVCUC12	1/2 in. CPVC CTS Slip x 1/2 in. Brass Solder	6	8 50003 46596 8
CPVCU34	3/4 in. CPVC CTS Slip	10	8 50003 46595 1

NEW



CPVC WASHING MACHINE VALVE

CPVCWMV	1/2 in. CPVC CTS Slip x 3/4 in. GHT Angle Valve	8	8 50003 46597 5
---------	---	---	-----------------

NEW



CPVC DROP EAR ELBOW

CPVCDEE12	1/2 in. CPVC CTS Slip x 1/2 in. SS FNPT	25	8 50003 46547 0
CPVCDEE12W	1/2 in. CPVC CTS Slip x 1/2 in. FNPT	20	8 50003 46583 8

NEW



PEX-A CPVC ADAPTERS

EPXCPVC12	1/2 in. PEX-A x 1/2 in. CPVC CTS Slip	10	1 91988 00378 4
EPXCPVC34	3/4 in. PEX-A x 3/4 in. CPVC CTS Slip	10	1 91988 00406 4

NEW



PEX-B CPVC ADAPTERS

APXCPVC12	1/2 in. PEX-B x 1/2 in. CPVC CTS Slip	10	6 70750 57077 3
APXCPVC34	3/4 in. PEX-B x 3/4 in. CPVC CTS Slip	10	6 70750 57078 0



CPVC/PVC

Part Number	Description	Carton Qty	UPC
PEX-A PVC ADAPTER			



EPXPVC34	3/4 in. Brass PEX-A Barb x 3/4 in. Schedule 40 PVC Straight Adapter	10	1 91988 00407 1
----------	---	----	-----------------

PUSH PVC TEES			
----------------------	--	--	--



FSBT1212IPS12	1/2 in. CTS x 1/2 in. CTS x 1/2 in. IPS Brass Push-To-Connect Slip Tee	6	1 91988 00379 1
---------------	--	---	-----------------

FSBT3434IPS34	3/4 in. CTS x 3/4 in. CTS x 3/4 in. IPS Brass Push-To-Connect Slip Tee	6	1 91988 00381 4
---------------	--	---	-----------------

FSBT11IPS1	1 in. CTS x 1 in. CTS x 1 in. IPS Brass Push-To-Connect Slip Tee	6	1 91988 00383 8
------------	--	---	-----------------



FSBT1212CTS12	1/2 in. IPS x 1/2 in. IPS x 1/2 in. CTS Brass Push-To-Connect Slip Tee	6	1 91988 00380 7
---------------	--	---	-----------------

FSBT3434CTS34	3/4 in. IPS x 3/4 in. IPS x 3/4 in. CTS Brass Push-To-Connect Slip Tee	6	1 91988 00382 1
---------------	--	---	-----------------

FSBT11CTS1	1 in. IPS x 1 in. IPS x 1 in. CTS Brass Push-To-Connect Slip Tee	6	1 91988 00384 5
------------	--	---	-----------------

PUSH PVC ADAPTERS			
--------------------------	--	--	--



FSBIPSC12	1/2 in. IPS x 1/2 in. CTS Brass Push-to-Connect Conversion Coupling	6	6 70750 96899 0
-----------	---	---	-----------------

FSBIPSC34	3/4 in. IPS x 3/4 in. CTS Brass Push-to-Connect Conversion Coupling	6	6 70750 96900 3
-----------	---	---	-----------------

FSBIPSC1	1 in. IPS x 1 in. CTS Brass Push-to-Connect Conversion Coupling	3	6 70750 96801 3
----------	---	---	-----------------

PUSH PVC MALE ADAPTERS			
-------------------------------	--	--	--



FSBIPSMA12	1/2 in. IPS Push-To-Connect x 1/2 in. CTS Brass Male Pipe Thread Adapter	6	6 70750 96899 0
------------	--	---	-----------------

FSBIPSMA34	3/4 in. IPS Push-To-Connect x 3/4 in. CTS Brass Male Pipe Thread Adapter	6	6 70750 96900 3
------------	--	---	-----------------

Part Number Description Carton Qty UPC

PUSH PVC REPAIR COUPLINGS

FSBIPSC34SL	3/4 in. Brass Push-to-Connect PVC Slip Repair Coupling	6	1 91988 00385 2
FSBIPSC1SL	1 in. Brass Push-to-Connect PVC Slip Repair Coupling	6	1 91988 00386 9



PUSH PVC TRANSITION STEMS

FSBIPSSTEM12	1/2 in. IPS Brass Push-to-Connect x 1/2 in. CTS Street Transition Adapter	6	1 91988 00433 0
FSBIPSSTEM34	3/4 in. IPS Brass Push-to-Connect x 3/4 in. CTS Street Transition Adapter	6	1 91988 00434 7
FSBIPSSTEM1	1 in. IPS Brass Push-to-Connect x 1 in. CTS Street Transition Adapter	6	1 91988 00435 4



PVC SLIDE REPAIR COUPLING

PVCC12SL	1/2 in. PVC Slide Repair Coupling	6	8 10053 46100 6
PVCC34SL	3/4 in. PVC Slide Repair Coupling	8	8 10053 46101 3
PVCC1SL	1 in. PVC Slide Repair Coupling	6	8 10053 46102 0
PVCC114SL	1 1/4 in. PVC Slide Repair Coupling	4	8 10053 46103 7
PVCC112SL	1 1/2 in. PVC Slide Repair Coupling	4	8 10053 46104 4
PVCC2SL	2 in. PVC Slide Repair Coupling	2	8 10053 46105 1

NEW



PVC COMPRESSION COUPLING

PVCCOMP12	1/2 in. PVC Compression Coupling	20	8 10053 46100 6
PVCCOMP34	3/4 in. PVC Compression Coupling	16	8 10053 46101 3
PVCCOMP1	1 in. PVC Compression Coupling	12	8 10053 46102 0
PVCCOMP114	1 1/4 in. PVC Compression Coupling	4	8 10053 46103 7
PVCCOMP112	1 1/2 in. PVC Compression Coupling	4	8 10053 46104 4

NEW



CPVC/PVC



Part Number	Description	Carton Qty	UPC
PVC COMPRESSION COUPLING <i>(continued)</i>			

PVCCOMP2	2 in. PVC Compression Coupling	2	8 10053 46105 1
----------	--------------------------------	---	-----------------

NEW



PVC MALE REPAIR ADAPTER			
--------------------------------	--	--	--

PVCCOMPMA34	3/4 in. PVC Male Repair Adapter	18	8 10053 46112 9
-------------	---------------------------------	----	-----------------

NEW

PVCCOMPMA1	1 in. PVC Male Repair Adapter	18	8 10053 46113 6
------------	-------------------------------	----	-----------------



PVC COMPRESSION TEE WITH FEMALE BRANCH			
---	--	--	--

PVCCOMPT12F	1/2 in. PVC Compression Tee with FIP Branch	4	8 10053 46114 3
-------------	---	---	-----------------

NEW

PVCCOMPT3412F	3/4 in. PVC Compression Tee with 1/2 in. FIP Branch	10	8 10053 46116 7
---------------	---	----	-----------------

PVCCOMPT34F	3/4 in. PVC Compression Tee with FIP Branch	6	8 10053 46115 0
-------------	---	---	-----------------

PVCCOMPT1F	1 in. PVC Compression Tee with FIP Branch	4	8 10053 46117 4
------------	---	---	-----------------



PVC SLIP JOINT UNION			
-----------------------------	--	--	--

PVCU12	1/2 in. Slip Joint Union	36	8 10053 46088 7
--------	--------------------------	----	-----------------

PVCU34	3/4 in. Slip Joint Union	25	8 10053 46090 0
--------	--------------------------	----	-----------------

PVCU1	1 in. Slip Joint Union	12	8 10053 46092 4
-------	------------------------	----	-----------------

PVCU114	1 1/4 in. Slip Joint Union	9	8 10053 46094 8
---------	----------------------------	---	-----------------

PVCU112	1 1/2 in. Slip Joint Union	5	8 10053 46096 2
---------	----------------------------	---	-----------------







PVCU2	2 in. Slip Joint Union	4	8 10053 46098 6
-------	------------------------	---	-----------------

NEW

Part Number Description Carton Qty UPC

PVC FEMALE UNION



PVCU12F	1/2 in. PVC Female Union	36	
PVCU36F	3/4 in. PVC Female Union	25	
PVCU1F	1 in. PVC Female Union	12	
PVCU114F	1¼ in. PVC Female Union	4	
PVCU112F	1½ in. PVC Female Union	5	
PVCU2F	2 in. PVC Female Union	4	

NEW

SCH. 40 PVC BALL VALVES



PVCBV1212JR	 1/2 in. x 1/2 in. PVC Schedule 40 Slip x Slip Ball Valve (12-Pack Jar)	4	
PVCBV3412JR	 3/4 in. x 3/4 in. PVC Schedule 40 Slip x Slip Ball Valve (12-Pack Jar)	4	
PVCBV16JR	 1 in. x 1 in. PVC Schedule 40 Slip x Slip Ball Valve (6-Pack Jar)	4	

NEW

Part Number		Description	Carton Qty	UPC
SCH. 40 PVC PRO PACK BUCKETS				
429005BKT		1/2 in. Schedule 40 PVC Coupling (75-Pack Bucket)	4	 0 25528 80126 7
429007BKT		3/4 in. Schedule 40 PVC Coupling (55-Pack Bucket)	4	 0 25528 80122 9
401005BKT		1/2 in. Schedule 40 PVC Tee (35-Pack Bucket)	4	 0 25528 80133 5
401007BKT		3/4 in. Schedule 40 PVC Tee (24-Pack Bucket)	4	 0 25528 80131 1
448005BKT		1/2 in. Schedule 40 PVC Female Threaded Cap (80-Pack Bucket)	4	 0 25528 80125 0
447005BKT		1/2 in. Schedule 40 PVC Slip Cap (80-Pack Bucket)	4	 0 25528 80129 8
447007BKT		3/4 in. Schedule 40 PVC Slip Cap (90-Pack Bucket)	4	 0 25528 80123 6
436005BKT		1/2 in. Schedule 40 PVC Male Adapter (100-Pack Bucket)	4	 0 25528 80130 4
436007BKT		3/4 in. Schedule 40 PVC Male Adapter (60-Pack Bucket)	4	 0 25528 80127 4
435007BKT		3/4 in. Schedule 40 PVC Female Adapter (50-Pack Bucket)	4	 0 25528 80134 2
417007BKT		3/4 in. Schedule 40 PVC 45° Elbow (40-Pack Bucket)	4	 0 25528 80132 8
406005BKT		1/2 in. Schedule 40 PVC 90° Elbow (60-Pack Bucket)	4	 0 25528 80128 1
406007BKT		3/4 in. Schedule 40 PVC 90° Elbow (40-Pack Bucket)	4	 0 25528 80124 3



APPLIANCE ACCESSORIES

Apollo is now offering a wide range of appliance accessories! Innovative products - such as Tank Max, which provides more hot water from your existing water heater - to connectors and fittings.

Appliance Products

- Dishwasher Fittings
- Ice Maker Fittings
- Washing Machine Fittings
- Water Heater Connectors
- Water Heater Fittings
- Water Heater Installation Kits
- Water Softener Fittings





Part Number	Description	Carton Qty	UPC
DISHWASHER			
FSBDWE1434	1/4 in. (3/8 in.) Brass Push-To-Connect x 3/4 in. Garden Hose Thread 90° Dishwasher Elbow	5	6 70750 72987 4
FSBME1438	1/4 in. Brass Push-To-Connect x 3/8 in. MPT 90° Dishwasher Elbow	5	6 70750 72987 4
APXVT121238	1/2 in. Chrome-Plated Brass PEX Barb x 3/8 in. Compression Quarter-Turn Dishwasher Tee Valve	12	1 91988 00468 2
ICE MAKER			
AFSPSV	3/4 in. Garden Hose Thread Lead Free Chrome Plated Brass Self-Piercing Saddle Valve	5	6 70750 75474 6
APXVA1214C	1/2 in. Chrome-Plated Brass PEX Barb x 1/4 in. Compression Quarter-Turn Angle Stop Valve	6	6 70750 57068 1
APXVS1214C	1/2 in. Chrome-Plated Brass PEX Barb x 1/4 in. Compression Quarter-Turn Straight Stop Valve	6	6 70750 57069 8
EPXIMT1214	1/2 in. Chrome-Plated Brass PEX-A Barb x 1/4 in. Compression Quarter-Turn Ice Maker Tee Valve	10	1 91988 00408 8
APXBOXIM	1/2 in. Brass PEX-B Barb Ice Maker Outlet Box	2	6 70750 96061 1
EPXBOXIM	1/2 in. Brass PEX-A Barb Ice Maker Outlet Box	2	6 70750 96076 5
FSBBOXIM	1/2 in. Brass Push-To-Connect Ice Maker Outlet Box	2	6 70750 95989 9
FSBBOXIMWH	1/2 in. Brass Push-to-Connect Ice Maker Outlet Box with Water Hammer Arrestor	2	6 70750 95990 5

Part Number	Description	Carton Qty	UPC
WASHING MACHINE			
FSBWMSV	1/2 in. Brass Push-To-Connect x 3/4 in. MPT Straight Washing Machine Ball Valve	6	6 70750 07240 6
FSBWMAV	1/2 in. Brass Push-To-Connect x 3/4 in. MPT Angle Washing Machine Ball Valve	6	6 70750 07219 2
APXBOXWM	1/2 in. Brass PEX-B Barb x 3/4 in. MHT Washing Machine Outlet Box	3	6 70750 96060 4
EPXBOXWM	1/2 in. Brass PEX-A Barb x 3/4 in. MHT Washing Machine Outlet Box	3	6 70750 96065 9
FSBBOXWM	1/2 in. Brass Push-To-Connect x 3/4 in. MHT Washing Machine Outlet Box	3	6 70750 95993 6
FSBBOXWMWH	1/2 in. Brass Push-To-Connect x 3/4 in. MHT Washing Machine Outlet Box with Water Hammer Arrestors	3	6 70750 96009 3
WATER SOFTENER			
AFWS34	3/4 in. Brass Push-To-Connect x 3/4 in. Clack Water Softener Adapter (2-Pack)	5	6 70750 51980 2
AFWS1	1 in. Brass Push-To-Connect x 1 in. Clack Water Softener Adapter (2-Pack)	5	6 70750 51981 9
FSBBS34P1F24	3/4 in. Brass Push-To-Connect x 1 in. FNPT x 24 in. Braided Stainless Steel Water Softener Connector	6	6 70750 96055 0



APPLIANCE ACCESSORIES



Part Number	Description	Carton Qty	UPC
WATER HEATER			
WHC34F34S18V2	3/4 in. FIP x 3/4 in. SWT x 18 in. Corrugated Copper Connector	5	8 50003 46507 4
WHC34F18V2	3/4 in. FIP x 3/4 in. FIP x 18 in. Corrugated Copper Connector	20	8 50003 46599 9
WHC34F24V2	3/4 in. FIP x 3/4 in. FIP x 24 in. Corrugated Copper Connector	20	8 50003 46508 1



WHBS34F12	3/4 in. FIP x 3/4 in. FIP x 12 in. Braided Stainless Steel Connector	5	6 70750 46012 8
WHBS34F18	3/4 in. FIP x 3/4 in. FIP x 18 in. Braided Stainless Steel Connector	10	6 70750 46013 5
WHBS34F24	3/4 in. FIP x 3/4 in. FIP x 24 in. Braided Stainless Steel Connector	5	6 70750 46014 2

WHBS34F7818	3/4 in. FIP x 7/8 in. FIP x 18 in. Braided Stainless Steel Connector	5	6 70750 46010 4
FSBBS34F12	3/4 in. Push-To-Connect x 3/4 in. FNPT x 12 in. Braided Stainless Steel Connector	12	6 70750 96019 2
FSBBS34F15	3/4 in. Push-To-Connect x 3/4 in. FNPT x 15 in. Braided Stainless Steel Connector	12	6 70750 96031 4
FSBBS34F18	3/4 in. Push-To-Connect x 3/4 in. FNPT x 18 in. Braided Stainless Steel Connector	12	6 70750 96032 1
FSBBS34F24	3/4 in. Push-To-Connect x 3/4 in. FNPT x 24 in. Braided Stainless Steel Connector	12	6 70750 96038 3



FSBBS34F18BV	3/4 in. Push-To-Connect x 3/4 in. FNPT x 18 in. Braided Stainless Steel Connector w/ Ball Valve	12	6 70750 96035 2
WHCSST34F24	3/4 in. FIP x 3/4 in. FIP x 24 in. Corrugated Stainless Steel Connector	5	6 70750 46017 3
WHCSST34P1F24	3/4 in. Push x 1 in. FIP x 24 in. Corrugated Stainless Steel Connector	5	6 70750 57097 1
WHCSST1F18	1 in. FIP x 1 in. FIP x 18 in. Corrugated Stainless Steel Connector	5	6 70750 45954 2
APXCSST18	1/2 in. PEX-B x 3/4 in. FHT x 18 in. Corrugated Stainless Steel Connector	5	6 70750 57055 1
APXCSST1834	3/4 in. PEX-B x 3/4 in. FHT x 18 in. Corrugated Stainless Steel Connector	6	1 91988 00562 7



APXCSST1834BV	3/4 in. PEX-B Ball Valve x 3/4 in. FPT x 18 in. Corrugated Stainless Steel Connector with Ball Valve	6	8 50003 46569 2
---------------	---	---	-----------------

WATER HEATER *(continued)*

Part Number	Description	Carton Qty	UPC
FSBCSST34F18	3/4 in. Push-To-Connect x 3/4 in. FNPT x 18 in. Corrugated Stainless Steel Connector	12	6 70750 96680 4
FSBCSST34F24	3/4 in. Push-To-Connect x 3/4 in. FNPT x 24 in. Corrugated Stainless Steel Connector	12	6 70750 96681 1
EPXCSST18	3/4 in. PEX-A x 3/4 in. FPT x 18 in. Corrugated Stainless Steel Connector	5	6 70750 84023 4
EPXCSST18BV	NEW 3/4 in. PEX-A Ball Valve x 3/4 in. FPT x 18 in. Corrugated Stainless Steel Connector with Ball Valve	5	8 50003 46568 5
WHCOMP12C34M	1/2 in. Compression x 3/4 in. MIP Water Heater Fittings (2 Pack)	5	6 70750 45942 9
WHCOMP34	3/4 in. Compression x 3/4 in. MIP Water Heater Fittings (2 Pack)	5	6 70750 45941 2
69TANKKIT	Water Heater Installation Kit Contains Tank Tee, two CSST connectors - one with ball valve	3	6 70750 43099 2
69TANKMAX	TankMax Hot Water Extender System Almost doubles hot water output from an existing water heater	3	6 70750 36183 8
FSBTANKTEE	3/4 in. Push-To-Connect x FPT x FPT Expansion Tank Tee	5	6 70750 08172 9



WARRANTY

Subject to the conditions and limitations in this Limited Warranty, The Mosack Group, Inc. warrants to the owner of applicable real property in the United States (including its territories) and Canada that Apollo products, when properly installed in potable water piping systems and hydronic heating piping systems, under normal conditions of use, shall be free from failure caused by manufacturing defects for the applicable Warranty Period. This Limited Warranty is in effect for installations made after January 1, 2017 and applies strictly to products installed in the country which they were purchased.

Validation of the Warranty Period is required through proof of purchase. In the event that proof of purchase is unavailable, the Warranty Period initiation date shall default to the date of manufacture for each product. If the product suspected of a defect does not have a visible date of manufacture, a proof of purchase shall be required.

All products must be installed in accordance with all then applicable codes, good plumbing practice, in accordance with any local, state, provincial or federal requirements, and installed in a potable water or radiant heating application unless a non-potable water service is specifically described in published pertinent product literature.

The installer must use construction techniques compliant with then applicable codes to install the product and use the product within the design parameters specified in any installation guidelines and technical notes for the applicable system. This shall include field pressure testing prior to concealing with concrete or by other means and wrapping any brass fitting when buried. Failure to install Apollo products according to manufacturer's installation instructions will void all applicable warranties and may result in severe water damage.

Products must at all times be used in a manner consistent with their intended use and be used in installations and environments acceptable to their material and design specifications, including not being installed in a system that may operate at temperatures or at pressures that exceed the approved ratings which can be found on the product, packaging or installation instructions.

Product specific conditions of this Limited Warranty and the Warranty Period are detailed in the table entitled "Additional Product Specific Warranty Information".

Without limiting the foregoing, this Limited Warranty does not apply and you do not have a right of reimbursement if the product failure or resulting damage is caused by: (a) evidence of tampering, mishandling, neglect, abuse, accidental damage, freeze damage (it is expressly understood that failure as a result of any freezing fluids within the pipes does not constitute a defect in material or workmanship and shall not be covered by this warranty) or unauthorized modifications or repairs that cause damage to warranted products; (b) exposure to harmful, unauthorized, or unanticipated chemicals or substances or corrosive water conditions; (c) exposure to ultraviolet light; (d) faulty installation including failure to follow proper burial instructions; (e) damage from abnormal operating conditions including exposure pressures and temperatures beyond the specified operating range; (f) failure to properly test and pass common testing methods (including pressure testing) after the installation and before the product or system is put in service; (g) components not manufactured or sold by The Mosack Group, Inc.; or (h) acts of nature such as earthquakes, re, flood or lightning.

Although The Mosack Group, Inc. provides a plumbing system to facilitate a complete installation, other manufacturers pipe and/or fittings may be installed in any given installation provided manufacturing of the pipe and/or fittings demonstrates compliance with the applicable ASTM/CSA standards, and the product has been certified by a recognized third-party testing agency. The Mosack Group, Inc. product in the given installation will continue to be covered under this Limited Warranty although limits on Warranty Period may apply. The Mosack Group, Inc. will be responsible only for proven defects in material or workmanship in The Mosack Group, Inc. products. Problems in products manufactured by another company should be reported to that manufacturer.

In order to be eligible for service under this Limited Warranty, it is the responsibility of the property owner to obtain and pay for repairs. Only if the warranty applies will The Mosack Group, Inc. be responsible for reimbursement under this warranty. The part or parts which you claim failed should be kept and The Mosack Group, Inc. contacted at the address below or by telephoning within thirty (30) days after the failure or leak and identifying yourself as having a warranty claim. You should be prepared to ship, at your expense, the product which you claim failed due to a manufacturing defect (including the original section of pipe still inserted), document the date of installation, proof of purchase, and the amount of any claimed bills for which you seek reimbursement. Products returned without shipping charges prepaid will be refused. Within a reasonable time after receiving the product, The Mosack Group, Inc. will investigate the reasons for the failure, which includes the right to inspect the product at The Mosack Group, Inc. and reasonable access to the site of damage in order to determine whether the warranty applies. The Mosack Group, Inc. will notify you of the results of this review. For questions or inquiries, call 1(888)229-2874.

In the event that The Mosack Group, Inc. determines that the failure or leak and any resulting damages were the result of a manufacturing defect in the products covered by limited warranties outlined below, The Mosack Group, Inc. will reimburse the property owner for reasonable repair or replacement charges to include drywall, flooring and painting costs, as well as damages to personal property, resulting from the failure or leak. Except as specified above or otherwise specifically authorized in writing by The Mosack Group, Inc., The Mosack Group, Inc. shall not pay for any costs or expenses for transportation, relocation, labor, repairs or any other work associated with removing and/or returning failed or defective products or installing replacement products. Any change in property ownership after the first ten years will nullify any remaining warranty coverage. This shall constitute the sole and exclusive remedy for any defective product.

The Mosack Group, Inc. shall not be responsible for any other incidental, indirect, contingent, special or consequential damages, including without limitation, economic loss, lost profits or the cost of repairing or replacing other property which is damaged if these warranted products do not work properly, other costs resulting from labor charges, delays, vandalism, negligence, fouling caused by foreign material, damage from adverse water conditions, adverse chemical environments, or any other circumstances over which The Mosack Group, Inc. has no control. This limitation applies even if The Mosack Group, Inc. could have foreseen or has been advised of the possibility of these damages. This Limited Warranty shall be invalidated by any abuse, misuse, misapplication or improper installation of the product. Any remaining warranty coverage may not be assigned or transferred after the period ending ten years following the installation. The Mosack Group, Inc. does not guarantee or in any way warrant the integrity or workmanship of the contractor/installer.

Other than this limited warranty, The Mosack Group, Inc. does not authorize any person or firm to create for it any other obligation or liability in connection with its products. This written warranty applies for the first 10 years of the applicable warranty regardless of any change of ownership in the property. Some states do not allow the exclusion or limitation of incidental or consequential damages or limitations on the duration of implied warranties in certain types of transactions, so the above exclusion or limitations may not apply to you.

LIMITATION OF LIABILITY: THE MOSACK GROUP, INC. SHALL NOT UNDER ANY CIRCUMSTANCES BE LIABLE FOR SPECIAL OR CONSEQUENTIAL DAMAGES SUCH AS, BUT NOT LIMITED TO, DAMAGES OR TO LOSS OF OTHER PROPERTY OR EQUIPMENT, LOSS OF PROFITS OR REVENUE, COST OF CAPITAL, COST OF PURCHASED OR REPLACEMENT GOODS, OR CLAIMS OF CUSTOMERS OF OUR INITIAL PURCHASER. THE REMEDIES OF OUR INITIAL PURCHASER, AND ALL OTHERS, SET FORTH HEREIN, ARE EXCLUSIVE, AND THE LIABILITY OF THE MOSACK GROUP, INC. WITH RESPECT TO SAME SHALL NOT, EXCEPT AS EXPRESSLY PROVIDED HEREIN, EXCEED THE PRICE OF THE GOODS UPON WHICH SUCH LIABILITY IS BASED.

This Limited Warranty and any claims arising from breach of contract, breach of warranty, tort, or any other claim arising from sale or use of The Mosack Group, Inc. products shall be governed and construed under the laws of the State of North Carolina. No action on the part of The Mosack Group, Inc. under this Limited Warranty shall be construed as an admission of liability of that the product is not for its intended use.

ADDITIONAL PRODUCT SPECIFIC WARRANTY INFORMATION

Product Group	Limited Warranty Period	Conditions
Apollo and Apollo Flow	5 Years	Must be installed per published installation instructions.
Apollo CPVC Fittings	5 Years	From date of purchase and when used in accordance with instructions.
Apollo Expansion PEX Fittings (PEX-A)	25 Years	For exclusive use with PEX-A pipe.
Apollo Expansion PEX Pipe (PEX-A)	25 Years	For exclusive use with ASTM F1960 fittings.
Apollo PEX Brass Fittings & Copper Manifolds (PEX-B)	25 Years	For exclusive use with: PEX - ASTM F876/CSA B137.5 Copper Crimp Rings - ASTM F1807 Stainless Steel Pinch Clamps & Sleeves - ASTM F2098
Apollo PEX Pipe & Oxygen Barrier Pipe (PEX-B)	5 Years	For use with ASTM F2159 fittings.
Apollo PEX Poly Alloy Fittings (PEX-B)	25 Years	For exclusive use with: PEX - ASTM F876/CSA B137.5 Copper Crimp Rings - ASTM 2159 Stainless Steel Pinch Clamps & Sleeves - ASTM F2098
Apollo PEX Tools Expansion (PEX-A) and Crimp (PEX-B)	5 Years	From date of purchase and when used in accordance with instructions.
Apollo Press Fittings	50 Years	From date of purchase and when used in accordance with instructions.
Apollo Valves	5 Years	Must be installed per published installation instructions.
Blue Twisters	5 Years	Must be installed per published installation instructions.
Sprint and Flexi-Adapters	5 Years	Must be installed per published installation instructions.
Tectite by Apollo Accessories (Connectors, supply stops, appliance outlet boxes, kits, manifolds, hoses, etc.)	5 Years	Must be installed per published installation instructions.
Tectite by Apollo Push-To-Connect Fittings	Lifetime	For exclusive use with: PEX - ASTM F876/CSA B137.5 Copper - ASTM B 88 hard drawn copper tube K, L, & M CPVC - ASTM D2846 or CSA B137.6 PE-RT - ASTM F2769
Tectite by Apollo Push-To-Connect Fittings in HDPE Applications	5 Years	For exclusive use with HDPE SDR-9 ASTM D2737.
Tectite by Apollo Tools	5 Years	From date of purchase and when used in accordance with instructions.
Tectite by Apollo Valves	5 Years	Must be installed per published installation instructions.
Tectite Electrical by Apollo	25 Years	From date of purchase and when used in accordance with instructions.

INDEX

7862101	71, 79	69PTKH0014C	27	96F10327	71	ABTMA1	77	APPB534	33
7862201	71, 79	69PTKH00145S	27	96F10427	71	ABTMA112	77	APPOB100012	38
34BLF314S	72	69PTKH0015K	27	96F10527	71	ABTMA114	77	APPOB10012	38
34BLF314T	72	69PTKPCRR	27	96F10627	71	ABTMA12	77	APPOB10034	38
36ELF11501T	73	69TANKKIT	93	96F10727	71	ABTMA1234	77	APPOB1034	38
38LF314AS	73	69TANKMAX	93	96F10827	71	ABTMA125PK	77	APPOB30012	38
38LF414AS	73	70LF10101	69	ABTC1	75	ABTMA134	77	APPOB30034	38
401005BKT	90	70LF10201	69	ABTC1114	75	ABTMA15PK	77	APPOB50012	38
401007BKT	90	70LF10301	69	ABTC112	75	ABTMA34	77	APPOB50034	38
406005BKT	90	70LF10401	69	ABTC114	75	ABTMA341	77	APPR1001	34
406007BKT	90	70LF10501	69	ABTC12	75	ABTMA3412	77	APPR10012	34
417007BKT	90	70LF10601	69	ABTC1220JR	75	ABTMA345PK	77	APPR10034	34
429005BKT	90	70LF10701	69	ABTC125PK	75	ABTME1	76	APPR1210	34
429007BKT	90	70LF10801	69	ABTC134	75	ABTME12	76	APPR2012	34
435007BKT	90	70LF20201	69	ABTC138FP	80	ABTME34	76	APPR2034	34
436005BKT	90	70LF20301	69	ABTC15PK	75	ABTP1	78	APPR212	34
436007BKT	90	70LF20401	69	ABTC34	75	ABTP112	78	APPR234	34
447005BKT	90	70LF20501	69	ABTC3412	75	ABTP114	78	APPR30012	34
447007BKT	90	70LF20601	69	ABTC3418JR	75	ABTP12	78	APPR30034	34
448005BKT	90	70LF20701	69	ABTC3438FP	80	ABTP34	78	APPR3410	34
4A504A2F	73	70LF20801	69	ABTC345PK	75	ABTSE111234	80	APPR50012	34
4A904A2F	73	77FLF10301	69	ABTCE11234	80	ABTSE341234	80	APPR50034	34
4ALF104A2F	72	77FLF10401	69	ABTCE341234	80	ABTSLC1	80	APPR512	34
4ALF105A2F	72	77FLF20301	70	ABTCT11234	80	ABTSLC34	80	APPR534	34
4ALF204A2F	72	77FLF20401	70	ABTCT341234	80	ABTT1	77	APPW1001	36
4ALF205A2F	72	94ALF10101A	70	ABTE1	76	ABTT112	77	APPW10012	35
6907912CP	30	94ALF10201A	70	ABTE112	76	ABTT1138	80	APPW10034	36
6907920CP	30	94ALF10301A	70	ABTE114	76	ABTT114	77	APPW101	36
6907924CP	30	94ALF10401A	70	ABTE12	76	ABTT12	77	APPW1012	35
6907928CP	30	94ALF10501A	70	ABTE138FP	80	ABTT34	77	APPW1034	35
6907932CP	30	94ALF10601A	70	ABTE34	76	ABTT343438	80	APPW1038	35
6907936CP	30	94ALF10701A	70	ABTE3438FP	80	AFSPSV	90	APPW14RISER	18
6907984CP	30	94ALF10801A	70	ABTFA1	76	AFWS1	91	APPW201	36
694ALF204A2B	72	94ALF20301A	70	ABTFA112	76	AFWS34	91	APPW2012	35
694ALF205A2B	72	94ALF20401A	70	ABTFA114	76	APPB1001	33	APPW2034	35
69ELF114T	73	94ALF20501A	70	ABTFA12	76	APPB10012	33	APPW212	35
69ELF114TWG	73	94ALF20601A	70	ABTFA34	76	APPB10034	33	APPW234	35
69PC01RB	28	94ALF20701A	70	ABTFE1	76	APPB1210	33	APPW2512	35
69PC02PZ	28	94ALF20801A	70	ABTFE112	76	APPB2012	33	APPW2534	35
69PC06PZ	28	94VLF10301A	6, 71	ABTFE12	76	APPB2034	33	APPW3001	36
69PC06PZRB	28	94VLF10401A	6, 71	ABTFE1234	76	APPB212	33	APPW30012	35
69PC07PZ	28	94VLF10501A	6, 71	ABTFE134	76	APPB234	33	APPW30034	36
69PFRT	66	95ALF10301	71	ABTFE34	76	APPB30012	33	APPW5001	36
69PTBJ0010C	27	95ALF10401	71	ABTFT1112	77	APPB30034	33	APPW50012	35
69PTKANG143	27	95ALF10501	71	ABTFT1134	77	APPB3410	33	APPW50034	36
69PTKC001	28, 49	95ALF20301	71	ABTFT12	77	APPB50012	33	APPW5012	35
69PTKD0009	27	95ALF20401	71	ABTFT34	77	APPB50034	33	APPW5034	35
69PTKG1096	27	95ALF20501	71	ABTFT343412	77	APPB512	33	APPW51	36

*Color denotes new product.

APPW512	35	APXE1240JR	12	APXMS3434	15	APXV34WD	17	EPPR1001S	52
APPW514	35	APXE3410PK	12	APXMSA11	15	APXVA1214C	17, 90	EPPR10034S	52
APPW534	35	APXE3425JR	12	APXMT12	16	APXVA123838C	17	EPPR30012S	52
APPW538	35	APXE3434	12	APXMT34	16	APXVA1238C	17	EPPR30034S	52
APXBC1212	11	APXFA11	13	APXMV34S	17, 72	APXVA1238C20JR	17	EPPW100012	53
APXBC12125PK	11	APXFA1212	13	APXNPSM1S	31	APXVA1238C6JR	17	EPPW100034	53
APXBC3434	11	APXFA12125PK	13	APXNPSM34	31	APXVS1214C	17, 90	EPPW1001	53
APXBOXIM	18, 90	APXFA1225JR	13	APXP12	16	APXVS1238C	17	EPPW10012	53
APXBOXWM	18, 91	APXFA1234	13	APXP125PK	16	APXVS1238C20JR	17	EPPW10034	53
APXC11	11	APXFA3412	13	APXP34	16	APXVS1238C6JR	17	EPPW101	53
APXC1212	11	APXFA3425JR	13	APXPR11	15	APXVT121238	17, 90	EPPW1012	53
APXC121210PK	11	APXFA3434	13	APXPR1212	15	CPVCBSP	84	EPPW1034	53
APXC1234	11	APXFA34B1F	13, 31	APXPR3434	15	CPVCDEE12	85	EPPW201	53
APXC1238	11	APXFAE1212	12	APXPRV34WG	18, 73	CPVCDEE12W	85	EPPW2012	53
APXC1240JR	11	APXFB1212S	13	APXPV1238A	17	CPVCDET12	84	EPPW2034	53
APXC341	11	APXFF1212S	16, 31	APXPV1238S	17	CPVCFA1	84	EPPW3001	53
APXC3410PK	11	APXFF3434S	13	APXSCV1234	18	CPVCFA12	84	EPPW30012	53
APXC3425JR	11	APXFPH12	3	APXSCV3434	18	CPVCFA12W	84	EPPW30034	53
APXC3434	11	APXFS1210PK	13	APXSOBAR	24	CPVCFA12W10PK	84	EPPW5001	53
APXC3838	11	APXFS1212	13	APXSOBEND2PK	25	CPVCFA1U34	84	EPPW50012	53
APXCM6PTO	30	APXFS1240JR	13	APXSTP	18	CPVCFA1W	84	EPPW50034	53
APXCPVC12	11, 85	APXFS3430JR	14	APXSTUB8	18	CPVCFA34	84	EPPW51	53
APXCPVC34	11, 85	APXFS3434	14	APXSTUB8WE	18	CPVCFA34W	84	EPPW512	53
APXCR12100JR	23	APXFSA11	14	APXSUSCLAMP	25	CPVCFA34W10PK	84	EPPW534	53
APXCR1210PK	23	APXFSE12	12	APXSUSCLAMP34	25	CPVCMA1	84	EPXBC1212	40
APXCR1225PK	23	APXFSE34	12	APXSUSCLAMPU	25	CPVCMA12	84	EPXBC125PK	40
APXCR1250PK	23	APXGHV1234	16	APXT11	16	CPVCMA34	84	EPXBC3434	40
APXCR125PK	23	APXJH1210PK	25	APXT1112	16	CPVCMA1234	84	EPXBC345PK	40
APXCR12LT	23	APXJH3410PK	25	APXT1134	16	CPVCSTRAP12	85	EPXBOXIM	48, 90
APXCR12LTJR	23	APXMA11	14	APXT12	15	CPVCSTRAP34	85	EPXBOXWM	48, 91
APXCR15PK	23	APXMA1212	14	APXT1210PK	15	CPVCSTWU12	85	EPXC11	40
APXCR34100JR	23	APXMA1225JR	14	APXT121234	15	CPVCU12	85	EPXC1210PK	40
APXCR3410PK	23	APXMA1234	14	APXT1225JR	15	CPVCU34	85	EPXC1212	40
APXCR3425PK	23	APXMA125PK	14	APXT34	15	CPVCUC12	85	EPXC1234	40
APXCR34LT	23	APXMA134	14	APXT3410PK	15	CPVCWMV	85	EPXC12345PK	40
APXCR34LTJR	23	APXMA341	14	APXT341212	15	ELMA1	67	EPXC341	40
APXCR3810PK	23	APXMA3412	14	APXT341234	15	ELMA12	67	EPXC3410PK	40
APXCSST18	18, 92	APXMA3425JR	14	APXT3425JR	15	ELMA126JR	67	EPXC3434	40
APXCSST1834	18, 92	APXMA3434	14	APXT343412	15	ELMA34	67	EPXCPVC12	40, 85
APXCSST1834BV	18, 92	APXMA34345PK	14	APXT3434125PK	15	ELME1	67	EPXCPVC34	40, 85
APXDDEE12	12	APXMA3812	14	APXT38	15	ELME12	67	EPXCSST18	48, 93
APXDDEE34	12	APXMBA	31	APXTALON	25, 48	ELME126JR	67	EPXCSST18BV	48, 93
APXDDEE3412	12	APXMBEND12	25	APXTALON40JR	25, 48	ELME34	67	EPXDDEE12	41
APXDET12	16	APXMBEND34	25	APXV11	16	EPPB10012S	51	EPXDDEE34	41
APXDET34	16	APXME12	13	APXV1212	16	EPPB1001S	51	EPXDDEE3412	41
APXE11	12	APXME1234	13	APXV12T	17	EPPB10034S	51	EPXDET12	44
APXE12	12	APXME34	13	APXV12WD	17	EPPB30012S	51	EPXDET34	44
APXE121210PK	12	APXMS1212	14	APXV3434	16	EPPB30034S	51	EPXE11	41
APXE1234	12	APXMS121210PK	14	APXV34T	17	EPPR10012S	52	EPXE1210PK	41

INDEX

EPXE1212	41	EPXMANI24	7, 46	EPXT121234	44	FSBBV34	61	FSBE1245	57
EPXE1234	41	EPXMANI28	7, 46	EPXT34	44	FSBBV34DE	61	FSBE126JR	57
EPXE3410PK	41	EPXMANI32	7, 46	EPXT341212	44	FSBBV34F	61	FSBE12STR	57
EPXE3434	41	EPXMANI36	7, 46	EPXT341234	44	FSBBV34SL	62	FSBE12V	57
EPXFA1	42	EPXME1212	41	EPXT343412	44	FSBBV34TX	62	FSBE34	57
EPXFA1210PK	41	EPXME125PK	41	EPXT3434125PK	44	FSBC1	55	FSBE3412	57
EPXFA1212	41	EPXMS1210PK	43	EPXT345PK	44	FSBC12	55	FSBE3445	57
EPXFA1234	42	EPXMS1212	43	EPXTOOL	49	FSBC1238	55	FSBE346JR	57
EPXFA12345PK	42	EPXMS1234	43	EPXTOOLKIT	49	FSBC126JR	55	FSBE345TR	57
EPXFA12S	41	EPXMS341	43	EPXV1	47	FSBC12SL	55	FSBE34V	57
EPXFA341	42	EPXMS3410PK	43	EPXV12	47	FSBC12SLEZ	55	FSBE38	57
EPXFA3410PK	42	EPXMS3434	43	EPXV12M	47	FSBC134	55	FSBFA1	58
EPXFA3412	42	EPXMSA11	43	EPXV12S	47	FSBC14	55	FSBFA12	58
EPXFA34125PK	42	EPXMSA115PK	43	EPXV12T	47	FSBC15L	55	FSBFA1234	58
EPXFA3434	42	EPXNPSM34	7, 46	EPXV12WD	47	FSBC34	55	FSBFA126JR	58
EPXFA34S	42	EPXPAC1110PK	45	EPXV34	47	FSBC3412	55	FSBFA1412	58
EPXFE12S	41	EPXPAC1210PK	45	EPXV34M	47	FSBC346JR	55	FSBFA34	58
EPXFF1212SDV	7, 46	EPXPAC341	45	EPXV34S	47	FSBC34SL	55	FSBFA3812	58
EPXFPH12	3	EPXPAC3410PK	45	EPXV34T	47	FSBC34SLEZ	55	FSBFAU14	64
EPXFS1210PK	42	EPXPAC3412	45	EPXV34WD	47	FSBC38	55	FSBFAU1412	65
EPXFS1212	42	EPXPAE1210PK	45	EPXVA1214C	47	FSBCAP1	61	FSBFAU1438	64
EPXFS1234	42	EPXPAE15PK	45	EPXVA1238C	47	FSBCAP12	61	FSBFAU1478	65
EPXFS341	42	EPXPAE3410PK	45	EPXVS1214C	47	FSBCAP126JR	61	FSBFE12	58
EPXFS3434	42	EPXPAM1210PK	45	EPXVS123838C	48	FSBCAP12WD	61	FSBFPH12	3
EPXFS345PK	42	EPXPAP110PK	46	EPXVS1238C	47	FSBCAP34	61	FSBGV1234	63
EPXFSA11	42	EPXPAP1210PK	46	EPXVT123838C	48	FSBCAP346JR	61	FSBGV3434	63
EPXHEAD1	49	EPXPAP3410PK	46	FPHMS12	3	FSBCAP34WD	61	FSBIPSC1	56, 86
EPXHEAD12	49	EPXPAT1210PK	45	FPHPLT	3	FSBCAP38	61	FSBIPSC12	56, 86
EPXHEAD34	49	EPXPAT15PK	45	FSBBOXIM	65, 90	FSBCSST34F18	64, 93	FSBIPSC1SL	56, 87
EPXIMT1214	47, 90	EPXPAT3410PK	45	FSBBOXIMWH	65, 90	FSBCSST34F24	64, 93	FSBIPSC34	56, 86
EPXM2PTO	46	EPXPAT341212	45	FSBBOXWM	65, 91	FSBCV12	63	FSBIPSC34SL	56, 87
EPXM3PT	46	EPXPAT343412	45	FSBBOXWMWH	65, 91	FSBCV34	63	FSBIPSDC3PK	66
EPXM3PTO	46	EPXPR11	44	FSBBS12P18	64	FSBDC1	66	FSBIPSMA12	59, 86
EPXM4PT	46	EPXPR1212	44	FSBBS34F12	64, 92	FSBDC12	66	FSBIPSMA34	59, 86
EPXM4PTO	46	EPXPR3434	44	FSBBS34F15	64, 92	FSBDC14	66	FSBIPSSSTEM1	56, 87
EPXM4PTO1	46	EPXPRV34WG	48, 73	FSBBS34F18	64, 92	FSBDC34	66	FSBIPSSSTEM12	56, 87
EPXM6PT	46	EPXPVC34	40, 86	FSBBS34F18BV	64, 92	FSBDC38	66	FSBIPSSSTEM34	56, 87
EPXMA11	43	EPXS12DAI	49	FSBBS34F24	64, 92	FSBDEE12	57	FSBM2PTC	65
EPXMA1210PK	43	EPXS1225PK	49	FSBBS34P18	64	FSBDEE12P	57	FSBM2PTO	65
EPXMA1212	43	EPXS125PK	49	FSBBS34P1F24	64, 91	FSBDEE34P	57	FSBM3PTO	65
EPXMA1234	43	EPXS3425PK	49	FSBBV1	61	FSBDEE3812	57	FSBM3PTOV2	65
EPXMA134	43	EPXSCV1234	47	FSBBV12	61	FSBDG	66	FSBMA1	59
EPXMA341	43	EPXSTUBWE12	48	FSBBV12DE	61	FSBDT12	66	FSBMA12	58
EPXMA3410PK	43	EPXSTUBWE34	48	FSBBV12F	61	FSBDT34	66	FSBMA1234	59
EPXMA3412	43	EPXT11	44	FSBBV12SL	62	FSBDV01238C	63	FSBMA126JR	58
EPXMA3434	43	EPXT1112	44	FSBBV12TX	62	FSBDVS1238C	63	FSBMA134	59
EPXMANI12	7, 46	EPXT1134	44	FSBBV1TX	62	FSBDWE1434	58, 90	FSBMA1412	58
EPXMANI16	7, 46	EPXT12	44	FSBBV312	62	FSBE1	57	FSBMA34	59
EPXMANI20	7, 46	EPXT1210PK	44	FSBBV334	62	FSBE12	57	FSBMA3412	59

FSBMA3812	58	FSBVA1214C	62	PVCCOMP2	88	PXPAP125PK	21	XPRC12	4
FSBME12	58	FSBVA1238C	62	PVCCOMP34	87	PXPAP345PK	21	XPRC1250JR	4
FSBME1238	58	FSBVA1238C6JR	62	PVCCOMPMA1	88	PXPAP3490JR	21	XPRC12NS	5
FSBME1438	58, 90	FSBVS1212M	63	PVCCOMPMA34	88	PXPAT1212345PK	21	XPRC134	4
FSBPBC12	56	FSBVS1214	62	PVCCOMPT12F	88	PXPAT1240JR	21	XPRC1NS	5
FSBPBC34	56	FSBVS1214C	62	PVCCOMPT1F	88	PXPAT125PK	21	XPRC34	4
FSBPRV34	63, 73	FSBVS1238C	62	PVCCOMPT3412F	88	PXPAT3412125PK	21	XPRC3412	4
FSBPRV34SL	63, 73	FSBVS1238C6JR	62	PVCCOMPT34F	88	PXPAT3412345PK	21	XPRC3420JR	4
FSBPRV34WG	63, 73	FSBVT121214C	63	PVCU1	88	PXPAT3420JR	21	XPRC34NS	5
FSBSCV1234	63	FSBVT121238C	63	PVCU112	88	PXPAT3434125PK	21	XPRCAP1	5
FSBSCV3434	63	FSBVT343414C	63	PVCU112F	89	PXPAT345PK	21	XPRCAP12	5
FSBSHOWKIT	64	FSBWHKIT	64	PVCU114	88	PXPC110PK	24	XPRCAP34	5
FSBSLA1	56	FSBWMAV	63, 91	PVCU114F	89	PXPC12100JR	24	XPRDEE12	5
FSBSLA12	56	FSBWMSV	63, 91	PVCU12	88	PXPC1210PK	24	XPRE1	5
FSBSLA34	56	LSP-010	7	PVCU12F	89	PXPC1225PK	24	XPRE12	5
FSBSTUB8	64	PLTL82	28	PVCU1F	89	PXPC15PK	24	XPRE1230JR	5
FSBSV12WD	62	PLTL83	28	PVCU2	88	PXPC34100JR	24	XPRE1245	5
FSBSV34WD	62	POLYBIC1	78	PVCU2F	89	PXPC3410PK	24	XPRE145	5
FSBT1	60	POLYBIC34	78	PVCU34	88	PXPC3425PK	24	XPRE34	5
FSBT1134	60	POLYBIM1	78	PVCU34F	89	PXPC3810PK	24	XPRE3415JR	5
FSBT11CTS1	60, 86	POLYBIM34	78	PXBEND12	25, 48	PXPRO12100JR	24	XPRE3445	5
FSBT11PS1	60, 86	POLYPC1100JR	79	PXBEND34	25, 48	PXPRO1210PK	24	XPRFA1	5
FSBT12	59	POLYPC110PK	79	PXPA2PTC	30	PXPRO34100JR	24	XPRFA12	5
FSBT121238	59	POLYPC11410PK	79	PXPA2PTO	30	PXPRO3410PK	24	XPRFA1234	5
FSBT1212CTS12	60, 86	POLYPC12100JR	79	PXPA4PTC	30	PXSS1210PK	25	XPRFA34	5
FSBT1212IPS12	60, 86	POLYPC1210PK	79	PXPA4PTO	30	PXSS1225PK	25	XPRMA1	6
FSBT126JR	59	POLYPC34100JR	79	PXPA6PTO	30	PXSS125PK	25	XPRMA12	5
FSBT12SL	60	POLYPC3410PK	79	PXPAC115PK	20	PXSS3410PK	25	XPRMA34	5
FSBT12SLCTS	60	POLYPTK	79	PXPAC12100JR	20	PXSS3425PK	25	XPRMA3412	6
FSBT12SLF	60	POLYRPM1	78	PXPAC125PK	20	SPRC34	82	XPRT1	6
FSBT12STR	60	POLYRPM114	78	PXPAC34125PK	20	SPRCAP34	82	XPRT1134	6
FSBT14	59	POLYV1	78	PXPAC3415PK	20	SPRE34	82	XPRT12	6
FSBT34	59	POLYV12	78	PXPAC3450JR	20	SPRFLX12341	82	XPRT34	6
FSBT341212	59	POLYV34	78	PXPAC345PK	20	SPRFLX123434	82	XPRT341212	6
FSBT341234	59	PROTC118	28	PXPAE115PK	20	SPRMA34	82	XPRT341234	6
FSBT343412	59	PROTC2	28	PXPAE12345PK	20	SPRT34	82	XPRT343412	6
FSBT3434CTS34	60, 86	PVCBV1212JR	6, 89	PXPAE125PK	20	WHBS34F12	92	XPRU12	6
FSBT3434IPS34	60, 86	PVCBV16JR	6, 89	PXPAE1265JR	20	WHBS34F18	92	XPRU34	6
FSBT34F	61	PVCBV3412JR	6, 89	PXPAE3430JR	20	WHBS34F24	92		
FSBT34SL	60	PVCC112SL	87	PXPAE345PK	20	WHBS34F7818	92		
FSBT34SLF	60	PVCC114SL	87	PXPAF121255PK	20	WHC34F18V2	92		
FSBT34STR	60	PVCC12SL	87	PXPAFES125PK	20	WHC34F24V2	92		
FSBT38	59	PVCC15L	87	PXPAM1240JR	21	WHC34F34S18V2	92		
FSBTA141438C	65	PVCC2SL	87	PXPAM125PK	21	WHCOMP12C34M	93		
FSBTANKKIT	64	PVCC34SL	87	PXPAM34125PK	21	WHCOMP34	93		
FSBTANKTEE	61, 65, 93	PVCCOMP1	87	PXPAM3425JR	21	WHCSST1F18	92		
FSBTWG34	64	PVCCOMP112	87	PXPAM345PK	21	WHCSST34F24	92		
FSBVA1212M	62	PVCCOMP114	87	PXPAME125PK	20	WHCSST34P1F24	92		
FSBVA1214	62	PVCCOMP12	87	PXPAP12100JR	21	XPRC1	4		



Scan the QR Code for the online version of this catalog or go to <https://apolloflow.org/literature/>



11210 Allen Station Drive
Mint Hill, NC 28227

1-888-229-2874
www.apolloflow.com

ApolloRetailCatalog-09/16/2021

