



# APOLLO

2020  
RETAIL PRODUCT  
CATALOG

# Apollo Retail

---

Thank you for your interest in the Apollo Retail family of products. Whether it is the addition of even more problem solving fitting configurations to our industry-leading range of Apollo PEX products, an extended range of fittings and valves to compliment our unique Apollo Expansion PEX product line, or the ever expanding product line that is Tectite by Apollo push-to-connect fittings, we are certain that you will be able to meet the needs of the most demanding customers. We are committed to pushing the envelope of innovation while never taking for granted your reliance on us to manufacture quality products.

As always, these products are supported by one-of-a-kind customer service and delivery capabilities. We look forward to proving our mettle as the most comprehensive potable water product line provider in retail to you and your staff.

## The Apollo Retail Team



**Glenn Mosack**  
*President / CEO - Mosack Group*  
glenn@mosackgroup.com



**Braxton Mosack**  
*Chief Operating Officer*  
braxton@mosackgroup.com



**John Hembree**  
*Vice President of Sales*  
john@mosackgroup.com



**Lisa Stokes**  
*Vice President of Operations*  
lisa@mosackgroup.com



**Ben Hearne**  
*Sales Manager*  
ben@mosackgroup.com



**George Dragosz**  
*Market Manager*  
george@mosackgroup.com



**Cory Boone**  
*Inside Sales Support Specialist*  
cory@mosackgroup.com



**Morgan Mosack**  
*Sales & Marketing Associate*  
morgan@mosackgroup.com



**Rafia Chaudhary**  
*Sales Support Specialist*  
rafia@mosackgroup.com



**Kristine Culicerto**  
*Operations Specialist*  
kristine@mosackgroup.com



**Taylor Nelson**  
*Accounting Manager*  
taylor@mosackgroup.com



**Lindsey Politowicz**  
*Accounting Specialist*  
lindsey@mosackgroup.com



**Meda Baughman**  
*Graphics Coordinator*  
meda@mosackgroup.com

# Table of Contents

<b>New Products.....</b>	<b>2</b>
Electrical Push Products.....	2-3
CPVC Products.....	4-5
<b>PEX (PEX-B) Products.....</b>	<b>6-33</b>
Brass Fittings.....	6-12
Valves.....	12-13
Accessories.....	14
Poly Alloy Fittings.....	15-17
Fasteners.....	18-21
Tools.....	22-24
Pipe Cutters.....	24
Manifolds.....	25-26
Pipe.....	27-33
<b>Expansion PEX (PEX-A) Products.....</b>	<b>34-46</b>
Brass Fittings.....	34-39
Poly Alloy Fittings.....	40-41
Manifolds.....	41
Accessories.....	42
Valves.....	42-43
Fasteners.....	43
Tools.....	43
Pipe.....	44-46
<b>Push-To-Connect Products.....</b>	<b>47-59</b>
Brass Fittings.....	47-54
Valves.....	54-56
Connectors.....	57
Accessories.....	57-58
Tools.....	59
<b>Irrigation Fittings.....</b>	<b>60-67</b>
Blue Twisters.....	60-64
Insert Fittings.....	64
Valves.....	64-65
Fasteners.....	65
Tool.....	65
Sprint.....	65-67
Flexi-Adapters.....	65-67
<b>Valves.....</b>	<b>68-72</b>
<b>Appliance Accessories.....</b>	<b>73-77</b>
Dishwasher.....	74
Ice Maker.....	74
Washing Machine.....	75
Water Softener.....	75
Water Heater.....	76-77
<b>PVC Products.....</b>	<b>78-79</b>
<b>Planograms.....</b>	<b>80-85</b>
<b>Warranties.....</b>	<b>86-87</b>
<b>Part Number Index.....</b>	<b>88-91</b>

NEW  
PRODUCTS

PEX

EXPANSION  
PEX

PUSH

IRRIGATION

VALVES

APPLIANCE

PVC



## Push-To-Connect

# ELECTRICAL FITTINGS

Tectite Electrical is an industry-first range of UL-approved push-to-connect fittings for non-metallic flexible conduit. Installation is easy - simply push the fitting onto non-metallic flexible conduit. The result is a functionally superior and water-tight seal. It's non-metallic and this provides extra safety through assured grounding and the smooth interior walls make pulling wire easy, even around tight corners. The installation of type B non-metallic conduit to weatherproof outlet boxes, pool/spa equipment, central air conditioning units, and various other electrical enclosures or hubs just got tremendously easier with Tectite Electrical.

Tectite Electrical fittings are available in 1/2 in., 3/4 in., and 1 in. sizes in male adapter and male elbow configurations.

### *Listings*

- CSA
- UL

NEW PRODUCTS

Part Number	Description	Carton Qty	UPC
<b>MALE ADAPTERS</b>			

ELMA12	1/2 in. P x 1/2 in. MIP	20	8 50003 46548 7
ELMA126JR	1/2 in. P x 1/2 in. MIP (6 Pack Jar)	8	8 50003 46550 C
ELMA34	3/4 in. P x 3/4 in. MIP	10	8 50003 46549 4
ELMA1	1 in. P x 1 in. MIP	10	8 50003 46554 E



<b>MALE ELBOWS</b>			
--------------------	--	--	--

ELME12	1/2 in. P x 1/2 in. MIP	15	8 50003 46551 7
ELME126JR	1/2 in. P x 1/2 in. MIP (6 Pack Jar)	4	8 50003 46552 4
ELME34	3/4 in. P x 3/4 in. MIP	15	8 50003 46553 1
ELME1	1 in. P x 1 in. MIP	10	8 50003 46555 E





## Stainless Steel

# CPVC FITTINGS

We are proud to introduce a range of CPVC x stainless steel transition fittings in a variety of configurations to make the transition to and from CPVC with as few leak points as possible. Constructed of virgin CPVC material and 100% stainless steel, these fittings are a simple solution for those tough transitions. In addition to the PEX-B barb and PEX-A barb transitions we have now, we have added male and female adapters in 1/2 in., 3/4 in. & 1 in along with a 1/2 in. drop ear elbow.

### ***Approvals***

- ASTM D2846
- NSF 14
- IAPMO
- CSA B137.6



# APOLLO

Part Number Description Carton Qty UPC

FEMALE ADAPTERS

CPVCFA12	1/2 in. CPVC CTS Slip x 1/2 in. FNPT	25	8 50003 46541 E
CPVCFA34	3/4 in. CPVC CTS Slip x 3/4 in. FNPT	25	8 50003 46542 E
CPVCFA1	1 in. CPVC CTS Slip x 1 in. FNPT	25	8 50003 46543 E



NEW PRODUCTS

MALE ADAPTERS

CPVCMA12	1/2 in. CPVC CTS Slip x 1/2 in. MNPT	25	8 50003 46544 E
CPVCMA34	3/4 in. CPVC CTS Slip x 3/4 in. MNPT	25	8 50003 46545 E
CPVCMA1	1 in. CPVC CTS Slip x 1 in. MNPT	25	8 50003 46546 E



DROP EAR ELBOW

CPVCDEE12	1/2 in. CPVC CTS Slip x 1/2 in. FNPT	25	8 50003 46547 C
-----------	--------------------------------------	----	-----------------





## PEX

# BRASS FITTINGS

Apollo PEX-B Brass Fittings are used for making junctions or directional changes with PEX-B or PEX-A pipe constructed potable water systems.

All Apollo PEX-B Brass Fittings comply with the U.S. Safe Water Drinking Act (SDWA) and the 2011 U.S. Reduction of Lead in Drinking Water Act by containing equal to or less than 0.25% lead.

All Apollo PEX-B Brass Fittings have barb ends unless otherwise noted. They can be used with Apollo brand PEX-A and PEX-B pipe.

### Specifications

Use Apollo PEX Brass Fittings with Apollo PEX pipe and fasten to pipe using Apollo Crimp Rings, Sleeves, or Pinch Clamps with Apollo PEX Tools. Follow all instructions included with Apollo tools, fittings, and fasteners.

### Approvals

- ASTM F877 and F1807 Conformance - Third Party Certified
- NSF 14 and 61
- IAPMO
- CSA B137.5

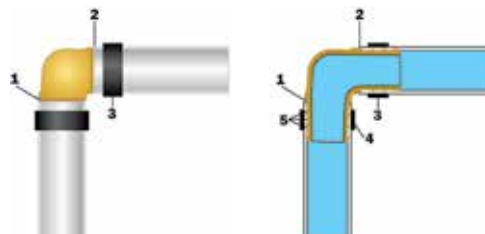


### **Installation**

Squarely cut PEX pipe to desired length. Slide crimp ring or pinch clamp over end of pipe. Slide pipe over fitting until it touches the shoulder of the fitting. Slide the ring or clamp 1/8 in. - 1/4 in. from the end of the pipe and over the fitting ribs closest to the end of the fitting. Position the tool and compress completely according to tool instructions. Check crimp ring compression with a Go/No-Go Gauge.

### **Illustration of a good connection**

1. Fitting shoulder.
2. Pipe is cut squarely and stops at fitting shoulder.
3. Position the ring or clamp 1/8 in. - 1/4 in. from the end of the pipe, over the two end ribs of the fitting.
4. The ring or clamp is evenly compressed over the pipe.
5. The PEX material is uniformly compressed between the ribs, resulting in a leak-free joint.



Part Number	Description	Carton Qty	UPC
-------------	-------------	------------	-----

## COUPLINGS

APXC3838

3/8 in.

12



APXC1238

1/2 in. x 3/8 in.

12



APXC1212

1/2 in.

12



APXC121210PK

1/2 in.  
(10 Pack)

6



APXC1240JR

1/2 in.  
(40 Pack Jar)

4



APXC1234

1/2 in. x 3/4 in.

12



APXC3434

3/4 in.

12



APXC3410PK

3/4 in.  
(10 Pack)

6



APXC3425JR

3/4 in.  
(25 Pack Jar)

2



APXC341

3/4 in. x 1 in.

6



APXC11

1 in.

6



## PEX x POLYBUTYLENE COUPLINGS

APXBC1212

1/2 in. PEX x 1/2 in. PB

6



APXBC12125PK

1/2 in. PEX x 1/2 in. PB  
(5 Pack)

10



APXBC3434

3/4 in. PEX x 3/4 in. PB

6



## PEX x CPVC COUPLINGS

APXCPVC12

1/2 in. PEX x 1/2 in. CPVC

10



APXCPVC34

3/4 in. PEX x 3/4 in. CPVC

10





Part Number	Description	Carton Qty	UPC
<b>ELBOWS</b>			
APXE12	1/2 in.	24	7003262 6 70750 70258 7
APXE121210PK	1/2 in. (10 Pack)	6	7003312 6 70750 70262 4
APXE1240JR	1/2 in. (40 Pack Jar)	4	7340458 6 70750 66882 1
APXE1234	1/2 in. X 3/4 in.	6	7003304 6 70750 70272 3
APXE3434	3/4 in.	24	7003270 6 70750 70277 8
APXE3410PK	3/4 in. (10 Pack)	6	7193402 6 70750 94856 5
APXE3425JR	3/4 in. (25 Pack Jar)	2	7340466 6 70750 66883 8
APXE11	1 in.	6	7003296 6 70750 70257 0



<b>DROP EAR ELBOWS</b>			
APXDEE12	1/2 in. PEX x 1/2 in. FPT	12	7003239 6 70750 70254 9
APXDEE3412	3/4 in. PEX x 1/2 in. FPT	10	7003239 6 70750 57076 6
APXDEE34	3/4 in. PEX x 3/4 in. FPT	10	7005333 6 70750 27232 5



<b>FEMALE ELBOWS</b>			
APXFAE1212	1/2 in. PEX x 1/2 in. FPT Swivel	6	7003361 6 70750 70303 4
APXFSE12	1/2 in. PEX x 1/2 in. Fem. Solder	12	91988 00471 2
APXFSE34	3/4 in. PEX x 3/4 in. Fem. Solder	12	91988 00472 9

Part Number	Description	Carton Qty	UPC
-------------	-------------	------------	-----

### MALE ELBOWS

APXME12	1/2 in. PEX x 1/2 in. MPT	6	7059736 6 70750 27288 2
---------	---------------------------	---	----------------------------

APXME1234	1/2 in. PEX x 3/4 in. MPT	10	6 70750 43950 6
-----------	---------------------------	----	-----------------

APXME34	3/4 in. PEX x 3/4 in. MPT	10	7059744 6 70750 27289 9
---------	---------------------------	----	----------------------------

### FEMALE ADAPTERS – THREADED

APXFA1212	1/2 in. PEX x 1/2 in. FPT	24	7003338 6 70750 70297 6
-----------	---------------------------	----	----------------------------

APXFB1212S	1/2 in. PEX x 1/2 in. FPT Swivel - Plastic Nut	12	7003379 6 70750 70307 2
------------	---	----	----------------------------

APXFA12125PK	1/2 in. PEX x 1/2 in. FPT (5 Pack)	6	7003411 6 70750 70299 0
--------------	---------------------------------------	---	----------------------------

APXFA1225JR	<b>NEW!</b> 1/2 in. PEX x 1/2 in. FPT (25 Pack Jar)	4	8 50003 46558 6
-------------	---	---	-----------------

APXFA1234	1/2 in. PEX x 3/4 in. FPT	10	70599728 6 70750 27201 1
-----------	---------------------------	----	-----------------------------

APXFA3412	3/4 in. PEX x 1/2 in. FPT	10	6 70750 27202 8
-----------	---------------------------	----	-----------------

APXFA3434	3/4 in. PEX x 3/4 in. FPT	12	7003346 6 70750 70302 7
-----------	---------------------------	----	----------------------------

APXFA3425JR	<b>NEW!</b> 3/4 in. PEX x 3/4 in. FPT (25 Pack Jar)	2	8 50003 46559 3
-------------	---	---	-----------------

APXFF3434S	3/4 in. PEX x 3/4 in. FPT Swivel - Loose, Brass Nut	6	7059702 6 70750 77981 7
------------	--	---	----------------------------

APXFA34B1F	3/4 in. PEX x 1 in. FPT	5	6 70750 77978 7
------------	-------------------------	---	-----------------

APXFA11	1 in. PEX x 1 in. FPT	6	7003353 6 70750 70284 6
---------	-----------------------	---	----------------------------

### FEMALE ADAPTERS – SOLDER

APXFS1212	1/2 in. PEX x 1/2 in. FS	24	7003387 6 70750 70332 4
-----------	--------------------------	----	----------------------------

APXFS1210PK	1/2 in. PEX x 1/2 in. FS (10 Pack)	6	7003429 6 70750 94859 6
-------------	------------------------------------	---	----------------------------

APXFS1240JR	<b>NEW!</b> 1/2 in. PEX x 1/2 in. FS (40 Pack Jar)	4	8 50003 46556 2
-------------	---	---	-----------------



PEX



Part Number	Description	Carton Qty	UPC
<b>MALE ADAPTERS – SOLDER</b> <i>(continued)</i>			
APXMS3434	3/4 in. PEX x 3/4 in. MS	12	7003551 6 70750 70478 9
APXMSA11	1 in. PEX x 1 in. MS	5	7003569 6 70750 77983 1
<b>TEES</b>			
APXT38	3/8 in.	12	7003601 6 70750 69827 9
APXT12	1/2 in.	24	7003619 6 70750 70629 5
APXT1210PK	1/2 in. (10 Pack)	6	7003718 6 70750 70630 1
APXT1225JR	1/2 in. (25 Pack Jar)	4	7340524 6 70750 66885 2
APXT121234	1/2 in. x 1/2 in. x 3/4 in.	12	7003643 6 70750 77984 8
APXT341212	3/4 in. x 1/2 in. x 1/2 in.	12	7003668 6 70750 70637 0
APXT341234	3/4 in. x 1/2 in. x 3/4 in.	12	7003676 6 70750 70653 0
APXT343412	3/4 in. x 3/4 in. x 1/2 in.	24	7003684 6 70750 69801 9
APXT3434125PK	3/4 in. x 3/4 in. x 1/2 in. (5 Pack)	5	7003734 6 70750 69802 6
APXT34	3/4 in.	12	7003627 6 70750 70632 5
APXT3410PK	3/4 in. (10 Pack)	6	7193436 6 70750 94926 5
APXT3425JR	3/4 in. (25 Pack Jar)	2	7340532 6 70750 66887 6
APXT1112	1 in. x 1 in. x 1/2 in.	6	7003692 6 70750 70616 5
APXT1134	1 in. x 1 in. x 3/4 in.	6	7003700 6 70750 70626 4
APXT11	1 in.	6	7003635 6 70750 70599 1



PEX



Part Number	Description	Carton Qty	UPC
<b>DROP EAR TEES</b>			

APXDET12	1/2 in. PEX x 1/2 in. PEX x 1/2 in. FPT	12	1 91988 00469 9
----------	--	----	-----------------

APXDET34	3/4 in. PEX x 3/4 in. PEX x 3/4 in. FPT	12	1 91988 00470 5
----------	--	----	-----------------



<b>MALE TEES</b>			
------------------	--	--	--

APXMT12	1/2 in. PEX x 1/2 in. PEX x 1/2 in. MPT	12	6 70750 57073 5
---------	--	----	-----------------

APXMT34	3/4 in. PEX x 3/4 in. PEX x 3/4 in. MPT	12	6 70750 57074 2
---------	--	----	-----------------



<b>TEST PLUGS</b>			
-------------------	--	--	--

APXP12	1/2 in.	12	7003577 6 70750 70479 6
--------	---------	----	----------------------------

APXP125PK	1/2 in. (5 Pack)	6	7193410 6 70750 94925 8
-----------	------------------	---	----------------------------

APXP34	3/4 in.	12	7003585 6 70750 70482 6
--------	---------	----	----------------------------



<b>VALVES</b>			
---------------	--	--	--

APXV1212	1/2 in. PEX Brass Ball Valve	12	7003742 6 70750 69841 5
----------	------------------------------	----	----------------------------

APXV3434	3/4 in. PEX Brass Ball Valve	12	7003759 6 70750 69878 1
----------	------------------------------	----	----------------------------

APXV11	1 in. PEX Brass Ball Valve	6	7346372 6 70750 22687 8
--------	----------------------------	---	----------------------------



APXFF1212S	1/2 in. PEX x 1/2 in. FPT Brass Female Swivel Valve	5	6 70750 70310 2
------------	--	---	-----------------



APXV12T	1/2 in. PEX Valve with Tee Handle and Mounting Pad	6	1 91988 00567 2
---------	---	---	-----------------

APXV34T	3/4 in. PEX Valve with Tee Handle and Mounting Pad	6	1 91988 00568 9
---------	---	---	-----------------



APXV12WD	1/2 in. PEX Valve with Drain and Mounting Pad	12	1 91988 00464 4
----------	--	----	-----------------
















APXV34WD	3/4 in. PEX Valve with Drain and Mounting Pad	6	1 91988 00465 1
----------	--	---	-----------------



APXGHV1234	1/2 in. PEX x 3/4 in. MGHT Garden Hose Valve	6	7150998 6 70750 43990 2
------------	---	---	----------------------------

Part Number	Description	Carton Qty	UPC
<b>VALVES</b> (continued)			
APXVA1214C	1/2 in. PEX x 1/4 in. OD Ice Maker Angle Stop Valve	6	6 70750 57068 1
APXVS1214C	1/2 in. PEX x 1/4 in. OD Ice Maker Straight Stop Valve	6	6 70750 57069 8
APXVA1238C	1/2 in. PEX x 3/8 in. C Angle Stop Valve	24	7003775 6 70750 69881 1
APXVA1238C6JR	1/2 in. PEX x 3/8 in. C Angle Stop Valve (6 Pack Jar)	2	1 91988 00592 4
APXVA1238C20JR	<b>NEW!</b> 1/2 in. PEX x 3/8 in. C Angle Stop Valve (20 Pack Jar)	2	8 50003 46566 1
APXVS1238C	1/2 in. PEX x 3/8 in. C Straight Stop Valve	24	7003783 6 70750 69883 5
APXVS1238C6JR	1/2 in. PEX x 3/8 in. C Straight Stop Valve (6 Pack Jar)	2	1 91988 00593 1
APXVS1238C20JR	<b>NEW!</b> 1/2 in. PEX x 3/8 in. C Straight Stop Valve (20 Pack Jar)	2	8 50003 46567 8
APXVA123838C	1/2 in. PEX x 3/8 in. C x 3/8 in. C Dual Outlet Stop Valve	12	1 91988 00463 7
APXVT121238	1/2 in. PEX x 1/2 in. PEX x 3/8 in. MC Dishwasher Tee Valve	12	1 91988 00468 2
APXPV1238A	1/2 in. Push x 3/8 in. C Angle Push Valve	12	7003767 6 70750 70585 4
APXPV1238S	1/2 in. Push x 3/8 in. C Straight Push Valve	12	7005341 6 70750 70652 3
APXSCV1234	Quarter Turn Sillcock 1/2 in. PEX x 3/4 in. MGHT	12	1 91988 00466 8
APXSCV3434	Quarter Turn Sillcock 3/4 in. PEX x 3/4 in. MGHT	12	1 91988 00467 5
APXPRV34WG	3/4 in. PEX Pressure Reducing Valve with Gauge	3	1 91988 00565 8
APXMV34S	3/4 in. PEX Thermostatic Master Mixing Valve	2	6 70750 03940 9



Part Number	Description	Carton Qty	UPC
<b>ACCESSORIES</b>			
	APXBOXIM Ice Maker Outlet Box 1/2 in. PEX	2	 6 70750 96061 1
	APXBOXWM Washing Machine Outlet Box 1/2 in. PEX	3	 6 70750 96060 4
	APPW14RISER 1/4 in. (3/8 in. OD) x 20 in. PEX Riser	60	 6 70750 95447 4
	APXCSST18 CSST Water Heater Connector 1/2 in. PEX x 3/4 in. FHT x 18 in.	5	 6 70750 57055 1
	APXCSST1834 CSST Water Heater Connector 3/4 in. PEX x 3/4 in. FHT x 18 in.	6	 1 91988 00562 7
	APXSTP Shower Test Plug 1/2 in. NPT	10	 6 70750 46946 6
	APXSTUB8 Copper Stubout 1/2 in. x 8 in.	12	7005325  6 70750 70593 9
	APXSTUB8WE Copper Stubout with Ear 1/2 in. x 8 in.	12	7059793  6 70750 35248 5

## PEX

# POLY ALLOY FITTINGS

Apollo PEX Poly Alloy Fittings are used for making junctions or directional changes with PEX pipe constructed potable water systems. These fittings are made from Polyphenylsulfone materials. Poly Alloy fittings are great for plumbing systems in contact with hard water.

All Apollo PEX Poly Alloy Fittings have barb ends unless otherwise noted. Apollo PEX Poly Alloy Fittings can be used with Apollo brand PEX-A and PEX-B pipe.

### Specifications

Use Apollo PEX Poly Alloy Fittings with Apollo PEX pipe and fasten to pipe using Apollo Crimp Rings, Sleeves, or Pinch Clamps with Apollo PEX Tools. Follow all instructions included with Apollo tools, fittings, and fasteners.

### Approvals

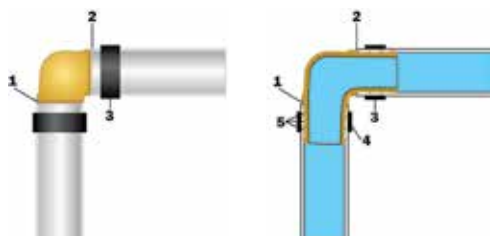
- ASTM F877 and F1807 Conformance - Third Party Certified
- cNSF® us pw-G
- IAPMO
- CSA B137.5

### **Installation**

Squarely cut PEX pipe to desired length. Slide crimp ring or pinch clamp over end of pipe. Slide pipe over fitting until it touches the shoulder of the fitting. Slide the ring or clamp 1/8 in.-1/4 in. from the end of the pipe and over the fitting ribs closest to the end of the fitting. Position the tool and compress completely according to tool instructions. Check crimp ring compression with a Go/No-Go Gauge.

### **Illustration of a good connection**

1. Fitting shoulder.
2. Pipe is cut squarely and stops at fitting shoulder.
3. Position the ring or clamp 1/8 in. - 1/4 in. from the end of the pipe, over the two end ribs of the fitting.
4. The ring or clamp is evenly compressed over the pipe.
5. The PEX material is uniformly compressed between the ribs, resulting in a leak-free joint.



# APOLLO PEX



Part Number	Description	Carton Qty	UPC
<b>COUPLINGS</b>			

PXPAC125PK	1/2 in. (5 Pack)	6	8976201 6 70750 95044 5
PXPAC12100JR	1/2 in. (100 Pack Jar)	2	8976599 1 91988 00357 9
PXPAC34125PK	3/4 in. x 1/2 in. (5 Pack)	6	8976607 6 70750 95046 9
PXPAC345PK	3/4 in. (5 Pack)	6	8976227 6 70750 95059 9
PXPAC3450JR	3/4 in. (50 Pack Jar)	2	8976227 1 91988 00359 3
PXPAC3415PK	3/4 in. x 1 in. (5 Pack)	6	8976219 6 70750 95053 7
PXPAC115PK	1 in. (5 Pack)	6	8976623 6 70750 95039 1



<b>ELBOWS</b>			
---------------	--	--	--

PXPAE125PK	1/2 in. (5 Pack)	6	8976243 6 70750 95074 2
PXPAE1265JR	1/2 in. (65 Pack Jar)	2	8976557 1 91988 00362 3
PXPAE12345PK	1/2 in. x 3/4 in. (5 Pack)	6	8976623 6 70750 95071 1
PXPAE345PK	3/4 in. (5 Pack)	6	8976250 6 70750 95077 3
PXPAE3430JR	3/4 in. (30 Pack Jar)	2	8976250 1 91988 00363 0
PXPAE115PK	1 in. (5 Pack)	6	8976615 6 70750 95065 0
PXPAFES125PK	1/2 in. PEX x 1/2 in. FPT (5 Pack)	6	8976268 6 70750 95084 1
PXPAME125PK	1/2 in. PEX x 1/2 in. MPT (5 Pack)	6	8976268 6 70750 95101 5



<b>FEMALE ADAPTER</b>			
-----------------------	--	--	--

PXPAF1212S5PK	1/2 in. PEX x 1/2 in. FPT Swivel (5 Pack)	6	8976409 6 70750 95078 0
---------------	--	---	----------------------------

Part Number	Description	Carton Qty	UPC
<b>MALE ADAPTERS</b>			



PXPAM125PK	1/2 in. PEX x 1/2 in. MPT (5 Pack)	6	8976276 6 70750 95091 9
PXPAM1240JR	1/2 in. PEX x 1/2 in. MPT (40 Pack Jar)	2	1 91988 00360 9
PXPAM34125PK	3/4 in. PEX x 1/2 in. MPT (5 Pack)	6	8976284 6 70750 95096 4
PXPAM345PK	3/4 in. PEX x 3/4 in. MPT (5 Pack)	6	8976292 6 70750 95100 8
PXPAM3425JR	3/4 in. PEX x 3/4 in. MPT (25 Pack Jar)	2	1 91988 00361 6

<b>TEST PLUGS</b>			
-------------------	--	--	--



PXPAP125PK	1/2 in. (5 Pack)	6	8976334 6 70750 95102 2
PXPAP12100JR	1/2 in. (100 Pack Jar)	2	1 91988 00364 7
PXPAP345PK	3/4 in. (5 Pack)	6	8976359 6 70750 95108 4
PXPAP3490JR	3/4 in. (90 Pack Jar)	2	1 91988 00365 4

<b>TEES</b>			
-------------	--	--	--



PXPAT125PK	1/2 in. (5 Pack)	6	8976367 6 70750 95179 4
PXPAT1240JR	1/2 in. (40 Pack Jar)	2	8976565 1 91988 00366 1
PXPAT1212345PK	1/2 in. x 1/2 in. x 3/4 in. (5 Pack)	6	8976672 6 70750 95177 0
PXPAT3412125PK	3/4 in. x 1/2 in. x 1/2 in. (5 Pack)	6	8976631 6 70750 95305 7
PXPAT3412345PK	3/4 in. x 1/2 in. x 3/4 in. (5 Pack)	6	6 70750 95384 2
PXPAT3434125PK	3/4 in. x 3/4 in. x 1/2 in. (5 Pack)	6	8976649 6 70750 95393 4
PXPAT345PK	3/4 in. (5 Pack)	6	8976375 6 70750 95395 8
PXPAT3420JR	3/4 in. (20 Pack Jar)	2	1 91988 00367 8

PEX



## PEX

# FASTENERS

### Crimp Rings

Apollo Crimp Rings are made from copper materials and can be used with brass or poly alloy PEX fittings. A gauge is provided with Apollo PEX Crimp Tools that can be used to check crimp rings for a proper crimp. Pro crimp rings have a plastic top attached to allow for hands-free fastening and guarantees proper placement of the crimp ring.



### Pinch Clamps

Apollo Stainless Steel Pinch Clamps can be used with brass or poly alloy PEX fittings. One Pinch Clamp Tool can clamp several sizes of pinch clamps. Pro pinch clamps have a plastic piece attached to allow for hands-free fastening and guarantees proper placement of the pinch clamp.

### Sleeves

Apollo Stainless Steel Sleeves are made from corrosion proof 304 stainless steel and designed with a pipe depth indicator to ensure a secure connection. They are double crimped once installed for the strongest, most reliable fastening method available, as well as, offering a neat, clean appearance.



### Pipe Hangers

Plastic pipe hangers are recommended for use with Apollo PEX tubing. To prevent noise transfer, only use hangers that keep the tube off of the nailing surface. Hangers should be used every 32 in. on horizontal runs and every 4 ft. on vertical runs. Allow the tube to dip between hangers and never over tighten. To prevent stress on the crimp joints, always support tubing before and after the fitting.

### Pipe Bends

Do not bend tube too tightly. The minimum recommended bend radius is six times the tube size (i.e. 1/2 in. tube = 3 in. bend radius). When making a 90° turn, use bend supports.

Part Number	Description	Carton Qty	UPC
<b>CRIMP RINGS</b>			
APXCR3810PK	3/8 in. (10 Pack)	5	7003791 6 70750 70240 2
APXCR1210PK	1/2 in. (10 Pack)	30	7003817 6 70750 70193 1
APXCR1225PK	1/2 in. (25 Pack)	24	6 70750 95556 3
APXCR1250PK	1/2 in. (50 Pack)	10	7003825 6 70750 70194 8
APXCR12100JR	1/2 in. (100 Pack Jar)	4	6 70750 66889 0
APXCR3410PK	3/4 in. (10 Pack)	15	7003833 6 70750 70230 3
APXCR3425PK	3/4 in. (25 Pack)	12	7003841 6 70750 70233 4
APXCR34100JR	3/4 in. (100 Pack Jar)	2	6 70750 66892 0
APXCR15PK	1 in. (5 Pack)	5	7003874 6 70750 70219 8
APXCR125PK	1 in. (25 Pack)	6	6 70750 94927 2
<b>PRO CRIMP RINGS</b>			
APXCR12LT	1/2 in. (10 Pack)	5	7003858 6 70750 77988 6
APXCR12LTJR	1/2 in. (75 Pack Jar)	4	1 91988 00507 8
APXCR34LT	3/4 in. (10 Pack)	5	7003866 6 70750 77989 3
APXCR34LTJR	3/4 in. (50 Pack Jar)	2	1 91988 00508 5



PEX



Part Number	Description	Carton Qty	UPC
<b>PINCH CLAMPS</b>			
PXPC3810PK	3/8 in. (10 Pack)	6	8974610 6 70750 26912 7
PXPC1210PK	1/2 in. (10 Pack)	12	8974636 6 70750 26913 4
PXPC1225PK	1/2 in. (25 Pack)	10	8974669 6 70750 27145 8
PXPC12100JR	1/2 in. (100 Pack Jar)	4	8976656 6 70750 03963 8
PXPC3410PK	3/4 in. (10 Pack)	12	8974644 6 70750 26915 8
PXPC3425PK	3/4 in. (25 Pack)	10	8974677 6 70750 27146 5
PXPC34100JR	3/4 in. (100 Pack Jar)	2	8976680 6 70750 03967 6
PXPC15PK	1 in. (5 Pack)	10	8974651 6 70750 26916 5
PXPC110PK	1 in. (10 Pack)	6	8974651 6 70750 94956 2



<b>PRO PINCH CLAMPS</b>			
PXPRO1210PK	1/2 in. (10 Pack)	12	91988 00457 6
PXPRO12100JR	1/2 in. (100 Pack Jar)	4	91988 00459 0
PXPRO3410PK	3/4 in. (10 Pack)	12	91988 00458 3
PXPRO34100JR	3/4 in. (100 Pack Jar)	2	91988 00462 0



<b>SUPPORT BAR</b>			
APXS0BAR	PEX Stub-Out Bend Support Bar 1/2 in. x 18 in.	25	6 70750 94794 0

Part Number	Description	Carton Qty	UPC
<b>SLEEVES</b>			
PXSS1210PK	1/2 in. (10 Pack)	10	8976177 6 70750 41287 5
PXSS1225PK	1/2 in. (25 Pack)	10	6 70750 41289 9
PXSS3410PK	3/4 in. (10 Pack)	10	8976185 6 70750 41290 5
PXSS3425PK	3/4 in. (25 Pack)	10	6 70750 41291 2
<b>HOOKS AND CLAMPS</b>			
APXJH1210PK	1/2 in. J-Hook (10 Pack)	12	7193378 6 70750 94704 9
APXJH3410PK	3/4 in. J-Hook (10 Pack)	12	7193386 6 70750 94730 8
APXTALON	1/2 in. and 3/4 in. Universal Pipe Clamp (10 Pack)	12	1 91988 00455 2
APXTALON40JR	1/2 in. and 3/4 in. Universal Pipe Clamp (40 Pack Jar)	2	1 91988 00566 5
APXSUSCLAMP	1/2 in. CTS Suspension Clamp (10 Pack)	6	6 70750 94807 7
APXSUSCLAMP34	3/4 in. CTS Suspension Clamp (10 Pack)	6	6 70750 94827 5
APXSUSCLAMPU	1/2 in. and 3/4 in. CTS Universal Suspension Clamp (10 Pack)	6	1 91988 00456 9
<b>PIPE BENDS</b>			
APXMBEND12	1/2 in. - Metal	12	6 70750 94734 6
APXMBEND34	3/4 in. - Metal	12	6 70750 94776 6
PXBEND12	1/2 in. - Plastic	12	8974776 6 70750 43738 0
PXBEND34	3/4 in. - Plastic	10	8974784 6 70750 43739 7
APXSOBEND2PK	Stub-Out Bend for Support Bar (2 Pack)	6	6 70750 94797 1





## PEX TOOLS

Cut, crimp, sleeve, clamp, gauge - Apollo offers a wide variety of PEX tools. They are manufactured from high quality carbon steel and come with a two year warranty.


### Types

- Crimp Tools
- Sleeve Tool
- Gauge
- Clamp Tools
- Removal Tools
- Pipe Cutters




APOLLO PEX

Part Number	Description	Carton Qty	UPC
<b>FASTENING TOOLS</b>			

69PTKH0015K	PEX Multi-Head Crimp Tool Kit 3/8 in. - 1 in.	2	7044951 
-------------	--	---	--



69PTKH0014C	PEX Combo Crimp Tool 1/2 in. and 3/4 in.	2	7005317 
-------------	---	---	--



69PTKH00143	1/2 in. PEX Crimp Tool	3	6509640 
-------------	------------------------	---	--




69PTKANG143	1/2 in. PEX Angle Crimp Tool	1	8974792 
-------------	------------------------------	---	--



69PTKH0014SS	PEX Combo Sleeve Tool 1/2 in. and 3/4 in.	3	7150980 
--------------	--	---	--




69PTKG1096	PEX Pinch Clamp Fastening Tool 3/8 in. - 3/4 in.	3	1808823 
------------	---	---	--




69PTBJ0010C	One Hand PEX Pinch Clamp Fastening Tool 3/8 in - 1 in.	3	8974735 
-------------	---	---	--



<b>REMOVAL TOOLS</b>			
----------------------	--	--	--








69PTKD0009	PEX Ring Removal Tool 1/2 in. - 1 in.	6	8974370 
------------	--	---	--



69PTKPCRR	PEX Pinch Clamp Removal Tool 3/8 in. - 1 in.	5	8976193 
-----------	---	---	--



PEX

Part Number	Description	Carton Qty	UPC
<b>PEX PIPE CUTTERS</b>			
 69PTKC001	PEX Tubing Cutter 1/8 in. - 1/2 in.	6	8974727 6 70750 29273 6
 69PC02PZ	Ratcheting Pipe Cutter Cuts up to 1 1/4 in. Plastic Pipe	12	6 70750 09520 7
69PC01RB	Replacement Blade for 69PC02PZ	10	6 70750 43277 4
 PLTL82	1/2 in. Quik Cut Cuts Copper, PEX, and CPVC	10	6 70750 48005 8
 PLTL83	3/4 in. Quik Cut Cuts Copper, PEX, and CPVC	10	6 70750 48015 7
<b>PIPE CUTTERS</b>			
 69PC06PZ	PVC Pipe Cutter Cuts up to 2 in. PVC, CPVC, PE, PEX	5	6 70750 59467 0
69PC06PZRB	Replacement Blade for 69PC06PZ	10	6 70750 59842 5
 69PC07PZ	CSST Tubing Cutter 1/4 in. - 1 1/4 in. Cuts thin walled stainless steel or copper tubing	5	6 70750 36164 7
 PROTC118	1 1/8 in. ProFit Tubing Cutter Cuts up to 1 1/8 in. Copper, Stainless Steel, Aluminum, PVC tubing	10	6 70750 67817 2
PROTC2	2 in. ProFit Tubing Cutter Cuts 1/2 in. - 2 in. Copper, Stainless Steel, Aluminum, PVC tubing	5	6 70750 67818 9

## PEX MANIFOLDS

Apollo PEX Manifold Systems are available in a wide range of outlet ports. Each manifold system has a galvanized back plate for easy mounting to any structure. The cover plate, for labeling purposes, is constructed of 1/4" ABS. All are bolted to the back plate, rather than screwed. Each manifold system consists of two inlet ports that supply the dual chambers. Typically one inlet is used for cold water supply, and the other inlet is used for hot water supply. However, both inlets may be used for either hot or cold water. The inlets are not temperature specific. The water inlets connections are 3/4" PEX Barb, The outlets are 1/2" MPT. 1/2" FPT Swivel x Barb valves are included.


Each manifold system is individually boxed, and includes red and blue labels for indicating the destination fixtures. Keep the manifold in it's carton until ready for installation. Protect the manifold from dust and debris until plumbing system is fully installed.

### Specifications

- Save Time and Money - Manifolds allow you to make longer continuous runs of PEX pipe, meaning you buy fewer fittings and spend less time installing.
- Fewer Possible Leaks - Longer continuous runs with fewer crimp connections means fewer chances of leaks and avoiding the possibility of thousands of dollars in water damage.
- Controls Scalding - When plumbed so that each branch line feeds only one fixture, the manifold greatly reduces pressure fluctuations and temperature swings that cause scalding.
- Quiet Plumbing - Longer runs of pipe using fewer fittings means smoother bends and turns which reduces line noise and water hammer.

### **Installation Caution**

- Before and after installation, ensure manifold is kept in a location with limited exposure to chemicals, paint, hazardous materials, debris, excessive heat, direct flame, or moving objects that could cause damage.
- The manifold should be located in an area that will not be covered permanently with sheet rock, plywood, or paneling.
- Manifolds should not be installed or kept in a location exposed to freezing temperatures.
- Do not allow water to freeze in the manifold.
- Care should be taken not to over or under tighten fittings.
- Distribution lines must connect to the connecting valves in a straight line perpendicular to the manifold as to avoid bending stress on the valves.
- Manifolds should be installed per all local and national building/plumbing codes. Where a conflict exists between installation instructions and local requirements, the local codes shall take precedence.
- The installer must also meet all qualifications required by the state and/or local administrative authority administering the provisions of the code where PEX piping is installed.



**APOLLO PEX**



Part Number	Description	Carton Qty	UPC
<b>MANIFOLD SYSTEMS</b>			

6907912CP	12 Port	1	8974768 6 70750 58261 5
6907984CP	16 Port	1	6 70750 58268 0
6907920CP	20 Port	1	6 70750 58262 2
6907924CP	24 Port	1	6 70750 58263 9
6907928CP	28 Port	1	6 70750 58264 6
6907932CP	32 Port	1	6 70750 58265 3
6907936CP	36 Port	1	6 70750 58273 8

<b>COPPER MANIFOLDS</b>			
-------------------------	--	--	--



APXCM4PTO	4 Port, Open End	6	6 70750 43948 3
APXCM6PTO	6 Port, Open End	6	6 70750 43949 0

<b>POLY ALLOY MANIFOLDS</b>			
-----------------------------	--	--	--



PXPA2PTC	2 Port, Closed End	20	6 70750 02254 8
----------	--------------------	----	-----------------



PXPA4PTC	4 Port, Closed End	10	6 70750 02268 5
----------	--------------------	----	-----------------



PXPA2PTO	2 Port, Open End	20	6 70750 02265 4
----------	------------------	----	-----------------

PXPA4PTO	4 Port, Open End	10	6 70750 02274 6
----------	------------------	----	-----------------

PXPA6PTO	6 Port, Open End	10	6 70750 03880 8
----------	------------------	----	-----------------

<b>MANIFOLD ACCESSORIES</b>			
-----------------------------	--	--	--



APXFF1212S	Replacement Manifold Valve 1/2 in. PEX x 1/2 in. FPT Swivel	5	6 70750 70310 2
------------	--	---	-----------------



APXFA34B1F	Replacement Manifold Inlet Adapter 3/4 in. PEX x 1 in. FPT	5	6 70750 77978 7
------------	---	---	-----------------

## PEX

# PEX-B PIPE

PEX tubing is cross-linked, high-density polyethylene. It's available in white, red, or blue colors for easy identification of hot and cold water lines. The Apollo PEX tubing listed in the following pages is type PEX-B (PEX-b, PEXb).

PEX tubing is for use in hot and cold potable water distribution systems as well as hydronic radiant heating systems. PEX tubing can also be used in continuously recirculating plumbing systems up to 140° F while maintaining chlorine resistance.

### Features

- Tough
- Flexible
- Less expensive than other plumbing materials
- Copper tube size dimensions (CTS)
- Available in white, red, or blue

### Standards / Certifications

- PEX 5006 - SDR 9
- Meets ASTM F876/F877
- cNSFus-pw/rfh
- ANSI/NSF Standards 61 & 14
- cUPC
- CSA B137.5

### Pressure & Temperature

- 160 psi @ 73° F, 100 psi @ 180° F

### **Installation**

To cut PEX tubing, use a PEX tubing cutter and cut at a 90° angle. Clear the cut end of any burrs or debris. PEX tubing can be run through holes drilled into the center of studs or by using straps and hangers. Bend supports can be used to make bends and angles instead of having to cut the tubing and use fittings. A variety of barb fittings or push type fittings can be used with PEX tubing.

**Do not expose PEX tubing to direct sunlight.**

It is recommended to insulate hot water lines with standard foam polyethylene pipe insulation to prevent heat loss. If installing in an area that experiences harsh winters, it's recommended to insulate both hot and cold water lines to prevent freezing.



PEX



**APOLLO PEX**



Part Number	Description	Carton Qty	UPC
<b>BLUE PEX-B PIPE</b>			
APPB212	1/2 in. x 2 ft. Stick	60	6 70750 95407 8
APPB512	1/2 in. x 5 ft. Stick	10	6 70750 95422 1
APPB1210	1/2 in. x 10 ft. Stick	10	5687595 6 70750 80930 9
APPB2012	1/2 in. x 20 ft. Stick	10	7005226 6 70750 75453 1
APPB10012	1/2 in. x 100 ft. Coil	1	7003007 6 70750 69774 6
APPB30012	1/2 in. x 300 ft. Coil	1	2924918 6 70750 69884 2
APPB50012	1/2 in. x 500 ft. Coil	1	7059637 6 70750 75430 2
APPB234	3/4 in. x 2 ft. Stick	30	6 70750 95412 2
APPB534	3/4 in. x 5 ft. Stick	10	6 70750 95423 8
APPB3410	3/4 in. x 10 ft. Stick	10	4812780 6 70750 80933 0
APPB2034	3/4 in. x 20 ft. Stick	10	7005234 6 70750 75455 5
APPB10034	3/4 in. x 100 ft. Coil	1	7003049 6 70750 69792 0
APPB30034	3/4 in. x 300 ft. Coil	1	9778168 6 70750 75428 9
APPB50034	3/4 in. x 500 ft. Coil	1	7059678 6 70750 75431 9
APPB1001	1 in. x 100 ft. Coil	1	7003072 6 70750 99040 3

Part Number	Description	Carton Qty	UPC
<b>RED PEX-B PIPE</b>			
APPR212	1/2 in. x 2 ft. Stick	60	6 70750 95429 0
APPR512	1/2 in. x 5 ft. Stick	10	6 70750 95434 4
APPR1210	1/2 in. x 10 ft. Stick	10	2811214 6 70750 80956 9
APPR2012	1/2 in. x 20 ft. Stick	10	7005242 6 70750 75457 9
APPR10012	1/2 in. x 100 ft. Coil	1	7003023 6 70750 69885 9
APPR30012	1/2 in. x 300 ft. Coil	1	5260682 6 70750 70645 5
APPR50012	1/2 in. x 500 ft. Coil	1	7059645 6 70750 75435 7
APPR234	3/4 in. x 2 ft. Stick	30	6 70750 95432 0
APPR534	3/4 in. x 5 ft. Stick	10	6 70750 95436 8
APPR3410	3/4 in. x 10 ft. Stick	10	2478345 6 70750 80960 6
APPR2034	3/4 in. x 20 ft. Stick	10	7005259 6 70750 75459 3
APPR10034	3/4 in. x 100 ft. Coil	1	7003056 6 70750 69892 7
APPR30034	3/4 in. x 300 ft. Coil	1	5855119 6 70750 75433 3
APPR50034	3/4 in. x 500 ft. Coil	1	7059686 6 70750 75437 1
APPR1001	1 in. x 100 ft. Coil	1	7003080 6 70750 99039 7



PEX



Part Number	Description	Carton Qty	UPC
<b>WHITE PEX-B PIPE</b>			
APPW514	1/4 in. x 5 ft. Stick	20	7346364 6 70750 75445 6
APPW538	3/8 in. x 5 ft. Stick	10	7002967 6 70750 70023 1
APPW1038	3/8 in. x 10 ft. Stick	10	6 70750 95446 7
APPW212	1/2 in. x 2 ft. Stick	60	6 70750 74736 6
APPW512	1/2 in. x 5 ft. Stick	10	7002975 6 70750 75447 0
APPW1012	1/2 in. x 10 ft. Stick	10	7005200 6 70750 69966 5
APPW2012	1/2 in. x 20 ft. Stick	10	6307003 6 70750 75449 4
APPW2512	1/2 in. x 25 ft. Coil	1	6 70750 77167 5
APPW5012	1/2 in. x 50 ft. Coil	1	7346356 6 70750 77171 2
APPW10012	1/2 in. x 100 ft. Coil	1	7003031 6 70750 69930 6
APPW30012	1/2 in. x 300 ft. Coil	1	7059603 6 70750 69997 9
APPW50012	1/2 in. x 500 ft. Coil	1	7059652 6 70750 75440 1
APPW234	3/4 in. x 2 ft. Stick	30	6 70750 74737 3
APPW534	3/4 in. x 5 ft. Stick	10	7002983 6 70750 70013 2
APPW1034	3/4 in. x 10 ft. Stick	10	7005218 6 70750 69989 4
APPW2034	3/4 in. x 20 ft. Stick	10	5624457 6 70750 75451 7
APPW2534	3/4 in. x 25 ft. Coil	1	7346331 6 70750 77169 9
APPW5034	3/4 in. x 50 ft. Coil	1	6 70750 95449 8

Part Number	Description	Carton Qty	UPC
<b>WHITE PEX-B PIPE</b> <i>(continued)</i>			
APPW10034	3/4 in. x 100 ft. Coil	1	7003064 6 70750 69948 1
APPW30034	3/4 in. x 300 ft. Coil	1	7059611 6 70750 75438 8
APPW50034	3/4 in. x 500 ft. Coil	1	7059694 6 70750 75441 8
APPW51	1 in. x 5 ft. Stick	5	7002991 6 70750 77041 8
APPW101	1 in. x 10 ft. Stick	5	7227085 6 70750 69963 4
APPW201	1 in. x 20 ft. Stick	5	7005267 6 70750 57119 0
APPW1001	1 in. x 100 ft. Coil	1	7005267 6 70750 69922 1
APPW3001	1 in. x 300 ft. Coil	1	7227077 6 70750 44308 4
APPW5001	1 in. x 500 ft. Coil	1	7227069 1 91988 00267 1



PEX



## PEX

# OXYGEN BARRIER PEX-B PIPE

Oxygen Barrier PEX pipe has been designed to prevent diffusion of oxygen into hydronic radiant heating systems. A layer of polymer is laminated to the outside surface which is highly resistant to the passage of oxygen. Oxygen Barrier PEX pipe is good for hydronic radiant heating, cooling, and snow melting systems using water or water/glycol mix. It may be installed in concrete, gypsum-based lightweight concrete, sand, asphalt, in or under wood flooring, or behind wallboard or plaster. Oxygen Barrier PEX pipe may also be used as transfer lines for baseboard heating systems with a maximum operating temperature of 200° F @ 100 psi.

### Features

- Tough
- Flexible
- Copper tube size dimensions (CTS)

### Approvals

- ANSI/NSF Standards 61 & 14
- ASTM D2765
- ICBO ER #5287
- ASTM F876 and F877
- DIN 4726

### Pressure & Temperature

- 160 psi @ 73° F, 100 psi @ 180° F

### Installation

To cut PEX pipe use a PEX pipe cutter and cut at a 90° angle. Clear the cut end of any burrs or debris. Oxygen Barrier PEX pipe can also be installed in concrete, gypsum-based lightweight concrete, sand, asphalt, in or under wood flooring, or behind wallboard or plaster. Bend supports can be used to make bends and angles instead of having to cut the tubing and use fittings. A variety of barb fittings or push type fittings can be used with PEX pipe.

Part Number	Description	Carton Qty	UPC
<b>OXYGEN BARRIER PEX-B PIPE</b>			
APPOB10012	1/2 in. x 100 ft. Coil	1	6 70750 95450 4
APPOB30012	1/2 in. x 300 ft. Coil	1	7005275 6 70750 75424 1
APPOB50012	1/2 in. x 500 ft. Coil	1	6 70750 51982 6
APPOB100012	1/2 in. x 1,000 ft. Coil	1	6 70750 51983 3
APPOB1034	3/4 in. x 10 ft. Stick	10	6 70750 95456 6
APPOB10034	3/4 in. x 100 ft. Coil	1	7005291 6 70750 75425 8
APPOB30034	3/4 in. x 300 ft. Coil	1	7005309 6 70750 75427 2
APPOB50034	3/4 in. x 500 ft. Coil	1	6 70750 51984 0



PEX

# Expansion PEX Products



## Expansion PEX **FITTINGS**

Apollo Expansion PEX Fittings are used for making junctions or directional changes with PEX-A pipe constructed potable water systems.

All Apollo Expansion PEX Fittings comply with the U.S. Safe Water Drinking Act (SDWA) and the 2011 U.S. Reduction of Lead in Drinking Water Act by containing equal to or less than 0.25% lead.

All Apollo Expansion PEX Fittings have barb ends unless otherwise noted. Apollo Expansion PEX fittings are compatible with Apollo PEX-A pipe and Uponor (Wirsbo) ProPEX™. (ProPEX™ is a trademark of Uponor [Wirsbo].)

### ***Specifications***

Use Apollo Expansion PEX Brass Fittings with Apollo PEX-A pipe and fasten to pipe using Apollo Expansion Sleeves with Apollo Expansion PEX Tools. Follow all instructions included with Apollo tools, fittings, and fasteners.

### ***Approvals***

- ASTM F877 and F1807 Conformance - Third Party Certified
- NSF 14 and 61
- IAPMO
- CSA B137.5

### **Installation**

1. Cut pipe squarely and place expansion sleeve on end.
2. Insert tool head into tubing and expand (Refer to tool instructions for recommended number of expansion per tubing size).
3. Immediately remove tool and insert fitting end into pipe to shoulder. Pipe may take up to two minutes to fully seal fitting.



Part Number	Description	Carton Qty	UPC
<b>PEX-A COUPLINGS</b>			
EPXC1212	1/2 in.	50	8 50003 46511 1
EPXC1210PK	1/2 in. (10 Pack)	5	8975088 6 70750 83939 9
EPXC1234	1/2 in. x 3/4 in.	25	8 50003 46512 8
EPXC12345PK	1/2 in. x 3/4 in. (5 Pack)	5	8975104 6 70750 83943 6
EPXC3434	3/4 in.	50	8 50003 46513 5
EPXC3410PK	3/4 in. (10 Pack)	5	8975096 6 70750 83940 5
EPXC341	3/4 in. x 1 in.	5	8975120 6 70750 83946 7
EPXC11	1 in.	5	8975112 6 70750 83945 0
<b>PEX-A x POLYBUTYLENE COUPLINGS</b>			
EPXBC1212	1/2 in. PEX x 1/2 in. PB	25	8 50003 46509 8
EPXBC125PK	1/2 in. PEX x 1/2 in. PB (5 Pack)	5	8975146 6 70750 83947 4
EPXBC3434	3/4 in. PEX x 3/4 in. PB	25	8 50003 46510 4
EPXBC345PK	3/4 in. PEX x 3/4 in. PB (5 Pack)	5	8975153 6 70750 83949 8
<b>PEX-A x CPVC ADAPTERS</b>			
EPXCPVC12	1/2 in. PEX x 1/2 in. CPVC	10	1 91988 00378 4
EPXCPVC34	3/4 in. PEX x 3/4 in. CPVC	10	1 91988 00406 4
<b>PEX-A x PVC ADAPTER</b>			
EPXPVC34	3/4 in. PEX x 3/4 in. PVC	10	1 91988 00407 1





Part Number	Description	Carton Qty	UPC
<b>PEX-A ELBOWS</b>			
EPXE1212	1/2 in.	50	8 50003 46514 2
EPXE1210PK	1/2 in. (10 Pack)	5	8975245 6 70750 84030 2
EPXE1234	1/2 in. x 3/4 in.	5	8975310 6 70750 84203 0
EPXE3434	3/4 in.	50	8 50003 46515 9
EPXE3410PK	3/4 in. (10 Pack)	5	8975252 6 70750 84915 2
EPXE11	1 in.	5	8975260 6 70750 84034 0



<b>PEX-A DROP EAR ELBOWS</b>			
EPXDEE12	1/2 in. PEX x 1/2 in. FPT	5	8975203 6 70750 84026 5
EPXDEE3412	3/4 in. PEX x 1/2 in. FPT	5	8975229 6 70750 84255 9
EPXDEE34	3/4 in. PEX x 3/4 in. FPT	5	8975211 6 70750 84020 3



<b>PEX-A FEMALE ELBOW</b>			
EPXFE12S	1/2 in. PEX x 1/2 in. FPT Swivel	5	8975237 6 70750 84211 5



<b>PEX-A MALE ELBOWS</b>			
EPXME1212	1/2 in. PEX x 1/2 in. MPT	25	8 50003 46524 1
EPXME125PK	1/2 in. PEX x 1/2 in. MPT (5 Pack)	5	8975278 6 70750 84037 1



<b>PEX-A FEMALE ADAPTERS</b>			
EPXFA1212	1/2 in. PEX x 1/2 in. FPT	50	8 50003 46516 6
EPXFA1210PK	1/2 in. PEX x 1/2 in. FPT (10 Pack)	5	8975328 6 70750 84039 5
EPXFA12S	1/2 in. PEX x 1/2 in. FPT Swivel	5	8975955 6 70750 84241 2

Part Number	Description	Carton Qty	UPC
-------------	-------------	------------	-----

### PEX-A FEMALE ADAPTERS *(continued)*

EPXFA1234	1/2 in. PEX x 3/4 in. FPT	25	8 50003 46517 3
EPXFA12345PK	1/2 in. PEX x 3/4 in. FPT (5 Pack)	5	8975351 6 70750 84055 5
EPXFA3412	3/4 in. PEX x 1/2 in. FPT	25	8 50003 46518 0
EPXFA34125PK	3/4 in. PEX x 1/2 in. FPT (5 Pack)	5	8975336 6 70750 84042 5
EPXFA3434	3/4 in. PEX x 3/4 in. FPT	50	8 50003 46519 7
EPXFA3410PK	3/4 in. PEX x 3/4 in. FPT (10 Pack)	5	8975344 6 70750 84050 0
EPXFA34S	3/4 in. PEX x 3/4 in. FPT Swivel	5	8975971 6 70750 84244 3
EPXFA341	3/4 in. PEX x 1 in. FPT	5	8975377 6 70750 84080 7
EPXFA1	1 in. PEX x 1 in. FPT	5	8975369 6 70750 84057 9



### PEX-A FEMALE SOLDER ADAPTERS

EPXFS1212	1/2 in. PEX x 1/2 in. FS	50	8 50003 46520 3
EPXFS1210PK	1/2 in. PEX x 1/2 in. FS (10 Pack)	5	8975880 6 70750 84028 9
EPXFS1234	1/2 in. PEX x 3/4 in. FS	5	8975898 6 70750 84029 6
EPXFS3434	3/4 in. PEX x 3/4 in. FS	25	8 50003 46521 0
EPXFS345PK	3/4 in. PEX x 3/4 in. FS (5 Pack)	5	8975906 6 70750 84031 9
EPXFS341	3/4 in. PEX x 1 in. FS	5	8975914 6 70750 84033 3
EPXFSA11	1 in. PEX x 1 in. FS	5	8975922 6 70750 84035 7





Part Number	Description	Carton Qty	UPC
<b>PEX-A MALE ADAPTERS</b>			
EPXMA1212	1/2 in. PEX x 1/2 in. MPT	50	8 50003 46522 7
EPXMA1210PK	1/2 in. PEX x 1/2 in. MPT (10 Pack)	5	6 8975385 70750 84105 7
EPXMA1234	1/2 in. PEX x 3/4 in. MPT	5	6 8975443 70750 84117 0
EPXMA3412	3/4 in. PEX x 1/2 in. MPT	5	6 8975450 70750 84145 3
EPXMA3434	3/4 in. PEX x 3/4 in. MPT	50	8 50003 46523 4
EPXMA3410PK	3/4 in. PEX x 3/4 in. MPT (10 Pack)	5	6 8975393 70750 84107 1
EPXMA341	3/4 in. PEX x 1 in. MPT	5	6 8975427 70750 84402 7
EPXMA134	1 in. PEX x 3/4 in. MPT	5	6 8975401 70750 84109 5
EPXMA11	1 in. PEX x 1 in. MPT	5	6 8975419 70750 84111 8



<b>PEX-A MALE SOLDER ADAPTERS</b>			
EPXMS1212	1/2 in. PEX x 1/2 in. MS	50	8 50003 46525 8
EPXMS1210PK	1/2 in. PEX x 1/2 in. MS (10 Pack)	5	6 8975823 70750 84022 7
EPXMS1234	1/2 in. PEX x 3/4 in. MS	5	6 8975831 70750 84943 5
EPXMS3434	3/4 in. PEX x 3/4 in. MS	50	8 50003 46526 5
EPXMS3410PK	3/4 in. PEX x 3/4 in. MS (10 Pack)	5	6 8975856 70750 84029 8
EPXMS341	3/4 in. PEX x 1 in. MS	5	6 8975864 70750 85354 8
EPXMSA11	1 in. PEX x 1 in. MS	25	8 50003 46527 2
EPXMSA115PK	1 in. PEX x 1 in. MS (5 Pack)	5	6 8975872 70750 84027 2

Part Number	Description	Carton Qty	UPC
<b>PEX-A TEES</b>			
EPXT12	1/2 in.	50	8 50003 46528 9
EPXT1210PK	1/2 in. (10 Pack)	5	8975989 6 70750 84036 4
EPXT121234	1/2 in. x 1/2 in. x 3/4 in.	5	8975997 6 70750 84038 8
EPXT341212	3/4 in. x 1/2 in. x 1/2 in.	5	8976003 6 70750 84040 1
EPXT341234	3/4 in. x 1/2 in. x 3/4 in.	5	8976001 6 70750 84041 8
EPXT343412	3/4 in. x 3/4 in. x 1/2 in.	25	8 50003 46530 2
EPXT3434125PK	3/4 in. x 3/4 in. x 1/2 in. (5 Pack)	5	8976029 6 70750 84043 2
EPXT34	3/4 in.	25	8 50003 46529 6
EPXT345PK	3/4 in. (5 Pack)	5	8976037 6 70750 89654 5
EPXT1112	1 in. x 1 in. x 1/2 in.	5	8976052 6 70750 84053 1
EPXT1134	1 in. x 1 in. x 3/4 in.	5	8976060 6 70750 84056 2
EPXT11	1 in.	5	8976078 6 70750 84078 4

**PEX-A DROP EAR TEES**

EPXDET12	1/2 in. PEX x 1/2 in. PEX x 1/2 in. FPT	10	1 91988 00372 2
EPXDET34	3/4 in. PEX x 3/4 in. PEX x 3/4 in. FPT	10	1 91988 00373 9





Part Number	Description	Carton Qty	UPC
<b>PEX-A COUPLINGS</b>			
EPXPAC1210PK	1/2 in. (10 Pack)	5	8975161 6 70750 84256 6
EPXPAC3412	3/4 in. x 1/2 in.	10	1 91988 00175 9
EPXPAC3410PK	3/4 in. (10 Pack)	5	8975179 6 70750 84257 3
EPXPAC341	3/4 in. x 1 in.	10	1 91988 00176 6
EPXPAC1110PK	1 in. (10 Pack)	5	8975187 6 70750 84271 9






<b>PEX-A ELBOWS</b>			
EPXPAE1210PK	1/2 in. (10 Pack)	5	8975286 6 70750 84275 7
EPXPAE3410PK	3/4 in. (10 Pack)	5	8975294 6 70750 84276 4
EPXPAE15PK	1 in. (5 Pack)	5	8975302 6 70750 84277 1



<b>PEX-A MALE ADAPTER</b>			
EPXPAM1210PK	1/2 in. PEX x 1/2 in. MPT (10 Pack)	5	8975435 6 70750 84278 8



<b>PEX-A TEES</b>			
EPXPAT1210PK	1/2 in. (10 Pack)	5	8976086 6 70750 84284 9
EPXPAT341212	3/4 in. x 1/2 in. x 1/2 in.	10	1 91988 00178 0
EPXPAT343412	3/4 in. x 3/4 in. x 1/2 in.	10	1 91988 00177 3
EPXPAT3410PK	3/4 in. (10 Pack)	5	8976094 6 70750 84286 3
EPXPAT15PK	1 in. (5 Pack)	5	8976110 6 70750 89605 7































Part Number	Description	Carton Qty	UPC
<b>PEX-A TEST PLUGS</b>			
EPXPAP1210PK	1/2 in. (10 Pack)	5	8975740 
EPXPAP3410PK	3/4 in. (10 Pack)	5	8975757 
EPXPAP110PK	1 in. (10 Pack)	5	8975765 



<b>PEX-A MANIFOLDS</b>			
EPXM3PT	3 Port, Closed 3/4 in. Inlet x 1/2 in. Outlets	5	
EPXM4PT	4 Port, Closed 3/4 in. Inlet x 1/2 in. Outlets	5	8975468 
EPXM6PT	6 Port, Closed 3/4 in. Inlet x 1/2 in. Outlets	5	8975476 
EPXM2PT0	2 Port, Open 3/4 in. Inlet/Outlet x 1/2 in. Branches	5	8975484 
EPXM3PT0	3 Port, Open 3/4 in. Inlet/Outlet x 1/2 in. Branches	5	8975492 
EPXM4PT0	4 Port, Open 3/4 in. Inlet/Outlet x 1/2 in. Branches	5	8975500 
EPXM4PT01	4 Port, Open 1 in. x 3/4 in. Inlet/Outlet x 1/2 in. Branches	5	



EXPANSION PEX

Part Number	Description	Carton Qty	UPC
<b>PEX-A ACCESSORIES</b>			
 EPXBOXIM	Ice Maker Outlet Box	2	
 EPXBOXWM	Washing Machine Outlet Box	3	
 EPXCSST18	CSST Water Heater Connector 3/4 in. PEX x 3/4 in. FPT x 18 in.	5	
 EPXSTUBWE12	Stubout With Ear 1/2 in. PEX x 8 in.	10	
 EPXSTUBWE34	Stubout With Ear 3/4 in. PEX x 8 in.	10	
<b>PEX-A VALVES</b>			
 EPXV12	1/2 in. Ball Valve	5	
 EPXV34	3/4 in. Ball Valve	5	
 EPXV1	1 in. Ball Valve	5	
 EPXV12M	Male Ball Valve 1/2 in. PEX x 1/2 in. MPT	5	
 EPXV34M	Male Ball Valve 3/4 in. PEX x 3/4 in. MPT	5	
 EPXV12S	Sweat Ball Valve 1/2 in. PEX x 1/2 in. Sweat	10	
 EPXV34S	Sweat Ball Valve 3/4 in. PEX x 3/4 in. Sweat	10	
 EPXV12T	Ball Valve w/ Tee Handle 1/2 in. PEX x 1/2 in. PEX	10	
 EPXV34T	Ball Valve w/ Tee Handle 3/4 in. PEX x 3/4 in. PEX	10	
 EPXV12WD	1/2 in. Ball Valve with Drain and Mounting Pad	10	
EPXV34WD	3/4 in. Ball Valve with Drain and Mounting Pad	10	
EPXIMT1214	Ice Maker Tee Valve 1/2 in. PEX x 1/2 in. PEX x 1/4 in. OD Chrome-plated Brass	10	

Part Number	Description	Carton Qty	UPC
<b>PEX-A VALVES</b> <i>(continued)</i>			
EPXSCV1234	Hose Bibb 1/2 in. PEX x 3/4 in. MGHT	10	8975013 
EPXVA1214C	Angle Stop Valve 1/2 in. PEX x 1/4 in. C	10	8975047 
EPXVA1238C	Angle Stop Valve 1/2 in. PEX x 3/8 in. C	10	8975062 
EPXVS1214C	Straight Stop Valve 1/2 in. PEX x 1/4 in. C	10	8975021 
EPXVS1238C	Straight Stop Valve 1/2 in. PEX x 3/8 in. C	10	8975039 
EPXVS123838C	Straight Dual Outlet Stop Valve 1/2 in. PEX x 3/8 in. C x 3/8 in. C	10	
EPXVT123838C	Angle Dual Outlet Stop Valve 1/2 in. PEX x 3/8 in. C x 3/8 in. C	10	
EPXPRV34WG	3/4 in. Pressure Reducing Valve with Gauge	3	
<b>PEX-A EXPANSION SLEEVES</b>			
EPXS1225PK	1/2 in. (25 Pack)	10	8975773 
EPXS3425PK	3/4 in. (25 Pack)	10	8975781 
EPXS125PK	1 in. (25 Pack)	10	8975799 
<b>PEX-A TOOLS</b>			
EPXTOOKIT	Expansion PEX Tool Kit 1/2 in. - 1 in.	3	8976128 
EPXTOOL	Expansion PEX Tool (No Heads)	3	8976169 
EPXHEAD12	1/2 in. Tool Head	5	8976136 
EPXHEAD34	3/4 in. Tool Head	5	8976144 
EPXHEAD1	1 in. Tool Head	5	8976151 



# Expansion PEX Products



## Expansion PEX

# PEX-A PIPE

PEX tubing is cross-linked, high-density polyethylene. It's available in white, red, or blue colors for easy identification of hot and cold water lines. The Apollo PEX tubing listed in the following pages is type PEX-A (PEX-a, PEXa).

PEX tubing is for use in hot and cold potable water distribution systems as well as hydronic radiant heating systems. PEX tubing can also be used in continuously recirculating plumbing systems up to 140° F while maintaining chlorine resistance.

### Features

- Tough
- Flexible
- Less expensive than other plumbing materials
- Copper tube size dimensions (CTS)
- Available in white, red, or blue

### Standards / Certifications

- PEX 5006 - SDR 9
- cNSFus-pw/rfh
- cUPC
- Meets ASTM F876/F877
- ANSI/NSF Standards 61 & 14
- CSA B137.5

### Pressure & Temperature

- 160 psi @ 73° F, 100 psi @ 180° F



### **Installation**

To cut PEX tubing, use a PEX tubing cutter and cut at a 90° angle. Clear the cut end of any burrs or debris. **Do not expose PEX tubing to direct sunlight.**

It is recommended to insulate hot water lines with standard foam polyethylene pipe insulation to prevent heat loss. If installing in an area that experiences harsh winters, it's recommended to insulate both hot and cold water lines to prevent freezing.

Part Number	Description	Carton Qty	UPC
<b>BLUE PEX-A PIPE</b>			
EPPB10012	1/2 in. x 100 ft. Coil	1	8975542 6 70750 84305 1
EPPB30012	1/2 in. x 300 ft. Coil	1	8975559 6 70750 84307 5
EPPB10034	3/4 in. x 100 ft. Coil	1	8975633 6 70750 84323 5
EPPB30034	3/4 in. x 300 ft. Coil	1	8975641 6 70750 84324 2
EPPB1001	1 in. x 100 ft. Coil	1	8975708 6 70750 84350 1
EPPB3001	1 in. x 300 ft. Coil	1	8975716 6 70750 84355 6
<b>RED PEX-A PIPE</b>			
EPPR10012	1/2 in. x 100 ft. Coil	1	8975534 6 70750 84304 4
EPPR30012	1/2 in. x 300 ft. Coil	1	8975567 6 70750 84311 2
EPPR10034	3/4 in. x 100 ft. Coil	1	8975617 6 70750 84322 8
EPPR30034	3/4 in. x 300 ft. Coil	1	8975658 6 70750 84325 9
EPPR1001	1 in. x 100 ft. Coil	1	8975690 6 70750 84342 6
EPPR3001	1 in. x 300 ft. Coil	1	8975724 6 70750 84361 7
<b>WHITE PEX-A PIPE</b>			
EPPW512	1/2 in. x 5 ft. Stick	25	8975518 6 70750 84301 3
EPPW1012	1/2 in. x 10 ft. Stick	10	8 50003 46500 5
EPPW2012	1/2 in. x 20 ft. Stick	10	1 91988 00608 2
EPPW10012	1/2 in. x 100 ft. Coil	1	8975526 6 70750 84303 7



EXPANSION PEX





Part Number	Description	Carton Qty	UPC
<b>WHITE PEX-A PIPE (continued)</b>			
EPPW30012	1/2 in. x 300 ft. Coil	1	8975575 6 70750 84313 6
EPPW50012	1/2 in. x 500 ft. Coil	1	8 50003 46503 6
EPPW100012	1/2 in. x 1000 ft. Coil	1	1 91988 00606 8
EPPW534	3/4 in. x 5 ft. Stick	10	6 70750 84314 3
EPPW1034	3/4 in. x 10 ft. Stick	10	8 50003 46501 2
EPPW2034	3/4 in. x 20 ft. Stick	10	1 91988 00610 5
EPPW10034	3/4 in. x 100 ft. Coil	1	8975609 6 70750 84321 1
EPPW30034	3/4 in. x 300 ft. Coil	1	8975666 6 70750 84326 6
EPPW50034	3/4 in. x 500 ft. Coil	1	8 50003 46504 3
EPPW100034	3/4 in. x 1000 ft. Coil	1	8 50003 46506 7
EPPW51	1 in. x 5 ft. Stick	5	8975674 6 70750 84327 3
EPPW101	1 in. x 10 ft. Stick	5	8 50003 46502 9
EPPW201	1 in. x 20 ft. Stick	5	1 91988 00611 2
EPPW1001	1 in. x 100 ft. Coil	1	8975682 6 70750 84328 0
EPPW3001	1 in. x 300 ft. Coil	1	8975732 6 70750 84369 3
EPPW5001	1 in. x 500 ft. Coil	1	8 50003 46505 0

Tectite by Apollo

# PUSH-TO-CONNECT FITTINGS

Removable PUSH Fittings sizes ¼ in. to 1 in.

Tectite by Apollo is proud to offer the most complete portfolio of push to connect fittings available in the marketplace.

It is a full line of 1/4 in. - 1 in. lead free push fittings. Our push fittings can be used with copper, CPVC, or PEX pipe.

## FEATURES

- Use in wet or dry installations.
- Reduce repair or installation time.
- No special installation tools required.
- Joins copper, CPVC, and PEX tubing.
- Tectite and Apollo Copper Push are removable and reusable.
- EPDM o-ring for leak free seals.

## PERFORMANCE RATING

- Maximum pressure: 200 psi
- Temperature range: 32°F to 250°F

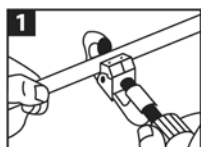
## APPROVALS

- NSF/ANSI NSF 61/372/14
- ASSE 1061
- IAPMO cUPC® File Listings: 4951

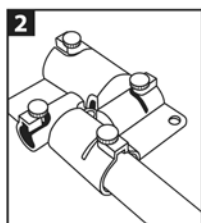
## Instructions

Squarely cut the pipe to desired length.

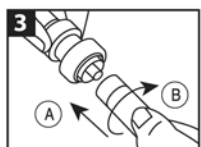
Mark the insertion depth using the depth gauge (sold separately). Push pipe and twist into the fitting until the fitting edge meets the depth line. Fitting removal and reuse is just as simple using a demount clip (sold separately). After assembly, fittings may be rotated for simpler installation in tight spaces.



1 Cut pipe.



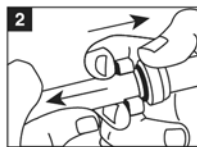
2 Mark insertion depth using the depth gauge (sold separately).




3 Push pipe (A) and twist (B) into fitting until fitting edge meets depth line.



1 Removal tool (sold separately).



2 Place tool around pipe next to fitting. Press tool toward fitting while pulling pipe from fitting.



**TECTITE**  
by APOLLO



Part Number	Description	Carton Qty	UPC
<b>COUPLINGS</b>			

FSBC14	1/4 in.	12	6 70750 96457 2
FSBC38	3/8 in.	12	6 70750 96602 6
FSBC1238	1/2 in. x 3/8 in.	12	6 70750 96423 7
FSBC12	1/2 in.	24	6 70750 90382 3
FSBC126JR	1/2 in. (6 Pack Jar)	8	1 91988 00581 8
FSBC3412	3/4 in. x 1/2 in.	12	6 70750 96462 6
FSBC34	3/4 in.	24	6 70750 90384 7
FSBC346JR	3/4 in. (6 Pack Jar)	4	1 91988 00582 5
FSBC134	1 in. x 3/4 in.	6	6 70750 96432 9
FSBC1	1 in.	6	6 70750 96344 5



<b>SLIP COUPLINGS</b>			
-----------------------	--	--	--



FSBC12SL	1/2 in.	6	6 70750 96946 1
FSBC34SL	3/4 in.	6	6 70750 96953 9
FSBC1SL	1 in.	3	6 70750 96948 5
FSBC12SLEZ	EZ Slip Repair Coupling 1/2 in.	6	1 91988 00396 8
FSBC34SLEZ	EZ Slip Repair Coupling 3/4 in.	6	1 91988 00397 5



Part Number	Description	Carton Qty	UPC
<b>CONVERSION COUPLINGS</b>			
FSBIPSC12	1/2 in. IPS x 1/2 in. CTS	6	6 70750 96899 0
FSBIPSC34	3/4 in. IPS x 3/4 in. CTS	6	6 70750 96900 3
FSBIPSC1	1 in. IPS x 1 in. CTS	3	6 70750 96801 3
FSBIPSC34SL	3/4 in. PVC Slip Repair Coupling	6	1 91988 00385 2
FSBIPSC1SL	1 in. PVC Slip Repair Coupling	6	1 91988 00386 9
FSBIPSTEM12	1/2 in. PVC Transition Stem	6	1 91988 00433 0
FSBIPSTEM34	3/4 in. PVC Transition Stem	6	1 91988 00434 7
FSBIPSTEM1	1 in. PVC Transition Stem	6	1 91988 00435 4
FSBPBC12	1/2 in. Push x 1/2 in. PB	12	6 70750 96645 3
FSBPBC34	3/4 in. Push x 3/4 in. PB	6	6 70750 96665 1
<b>STREET SLIP ADAPTERS</b>			
FSBSLA12	1/2 in.	6	1 91988 00495 8
FSBSLA34	3/4 in.	6	1 91988 00497 2
FSBSLA1	1 in.	6	1 91988 00496 5



PUSH



Part Number	Description	Carton Qty	UPC
<b>90° ELBOWS</b>			

FSBE38	3/8 in.	6	6 70750 96696 5
FSBE12	1/2 in.	24	6 70750 96692 7
FSBE126JR	1/2 in. (6 Pack Jar)	8	1 91988 00585 6
FSBE3412	3/4 in. x 1/2 in.	6	6 70750 96695 8
FSBE34	3/4 in.	24	6 70750 96694 1
FSBE346JR	3/4 in. (6 Pack Jar)	4	1 91988 00586 3
FSBE1	1 in.	3	6 70750 96686 6



FSBE12STR	1/2 in. Street Elbow	12	6 70750 81783 0
FSBE34STR	3/4 in. Street Elbow	6	6 70750 81784 7



FSBE12V	1/2 in. Elbow with Drain	6	6 70750 02962 2
FSBE34V	3/4 in. Elbow with Drain	6	6 70750 02963 9



<b>45° ELBOWS</b>			
-------------------	--	--	--

FSBE1245	1/2 in.	12	1 91988 00398 2
FSBE3445	3/4 in.	12	1 91988 00399 9

<b>DROP EAR ELBOWS</b>			
------------------------	--	--	--



FSBDEE3812	3/8 in. CTS x 1/2 in. FPT	12	6 70750 96683 5
FSBDEE12	1/2 in. CTS x 1/2 in. FPT	12	6 70750 96682 8



FSBDEE12P	1/2 in. CTS x 1/2 in. CTS	6	6 70750 07217 8
FSBDEE34P	3/4 in. CTS x 3/4 in. CTS	12	1 91988 00389 0

Part Number	Description	Carton Qty	UPC
<b>FEMALE ELBOWS</b>			
FSBDWE1434	1/4 in. CTS x 3/4 in. FGHT Dishwasher Elbow	6	6 70750 96685 9
FSBFE12	1/2 in. CTS x 1/2 in. FNPT	12	6 70750 96709 2
<b>MALE ELBOWS</b>			
FSBME1438	1/4 in. CTS x 3/8 in. MNPT Dishwasher Elbow	6	6 70750 96738 2
FSBME1238	1/2 in. CTS x 3/8 in. MNPT	6	6 70750 96717 7
FSBME12	1/2 in. CTS x 1/2 in. MNPT	6	6 70750 96715 3
<b>FEMALE ADAPTERS</b>			
FSBFA1412	1/4 in. CTS x 1/2 in. FNPT	12	6 70750 96788 7
FSBFA3812	3/8 in. CTS x 1/2 in. FNPT	12	6 70750 96795 5
FSBFA12	1/2 in. CTS x 1/2 in. FNPT	24	6 70750 96760 3
FSBFA126JR	1/2 in. CTS x 1/2 in. FNPT (6 Pack Jar)	8	1 91988 00587 0
FSBFA1234	1/2 in. CTS x 3/4 in. FNPT	6	6 70750 96761 0
FSBFA34	3/4 in. CTS x 3/4 in. FNPT	12	6 70750 96793 1
FSBFA1	1 in. CTS x 1 in. FNPT	3	6 70750 96754 2
<b>MALE ADAPTERS</b>			
FSBMA1412	1/4 in. CTS x 1/2 in. MNPT	6	6 70750 96928 7
FSBMA3812	3/8 in. CTS x 1/2 in. MNPT	12	6 70750 96939 3
FSBMA12	1/2 in. CTS x 1/2 in. MNPT	24	6 70750 96922 5
FSBMA126JR	1/2 in. CTS x 1/2 in. MNPT (6 Pack Jar)	4	1 91988 00588 7



PUSH





Part Number	Description	Carton Qty	UPC
<b>MALE ADAPTERS</b> <i>(continued)</i>			

FSBMA1234	1/2 in. CTS x 3/4 in. MNPT	6	 6 70750 96925 6
FSBMA3412	3/4 in. CTS x 1/2 in. MNPT	6	 6 70750 96936 2
FSBMA34	3/4 in. CTS x 3/4 in. MNPT	24	 6 70750 96931 7
FSBMA134	1 in. CTS x 3/4 in. MNPT	3	 6 70750 96926 3
FSBMA1	1 in. CTS x 1 in. MNPT	3	 6 70750 96919 5












<b>MALE CONVERSION ADAPTERS</b>			
---------------------------------	--	--	--

FSBIPSMA12	1/2 in. IPS x 1/2 in. MNPT	6	 6 70750 96907 2
FSBIPSMA34	3/4 in. IPS x 3/4 in. MNPT	6	 6 70750 96908 9



<b>TEES</b>			
-------------	--	--	--

FSBT14	1/4 in.	6	 6 70750 98345 0
FSBT38	3/8 in.	6	 6 70750 98354 2
FSBT121238	1/2 in. x 1/2 in. x 3/8 in.	12	 6 70750 98342 9
FSBT12	1/2 in.	24	 6 70750 98340 5
FSBT126JR	1/2 in. (6 Pack Jar)	4	 1 91988 00589 4
FSBT341212	3/4 in. x 1/2 in. x 1/2 in.	6	 6 70750 98351 1
FSBT341234	3/4 in. x 1/2 in. x 3/4 in.	6	 6 70750 98352 8
FSBT343412	3/4 in. x 3/4 in. x 1/2 in.	12	 6 70750 98353 5
FSBT34	3/4 in.	12	 6 70750 98350 4

Part Number	Description	Carton Qty	UPC
<b>TEES (continued)</b>			
FSBT1134	1 in. x 1 in. x 3/4 in.	3	6 70750 98339 9
FSBT1	1 in.	3	6 70750 98338 2
<b>SLIP TEES</b>			
FSBT12SLCTS	1/2 in. CTS x 1/2 in. CTS x 1/2 in. CTS Stem	6	6 70750 96958 4
FSBT1212IPS12	1/2 in. CTS x 1/2 in. CTS x 1/2 in. PVC Slip Tee	6	1 91988 00379 1
FSBT3434IPS34	3/4 in. CTS x 3/4 in. CTS x 3/4 in. PVC Slip Tee	6	1 91988 00381 4
FSBT11IPS1	1 in. CTS x 1 in. CTS x 1 in. PVC Slip Tee	6	1 91988 00383 8
FSBT1212CTS12	1/2 in. PVC x 1/2 in. PVC x 1/2 in. CTS PVC Slip Tee	6	1 91988 00380 7
FSBT3434CTS34	3/4 in. PVC x 3/4 in. PVC x 3/4 in. CTS PVC Slip Tee	6	1 91988 00382 1
FSBT11CTS1	1 in. PVC x 1 in. PVC x 1 in. CTS PVC Slip Tee	6	1 91988 00384 5
FSBT12SL	1/2 in.	6	6 70750 96954 6
FSBT34SL	3/4 in.	6	6 70750 96967 6
FSBT12SLF	1/2 in. CTS x 1/2 in. CTS x 1/2 in. FNPT	6	6 70750 96961 4
FSBT34SLF	3/4 in. CTS x 3/4 in. CTS x 3/4 in. FNPT	6	6 70750 96968 3
<b>STREET TEES</b>			
FSBT12STR	1/2 in. CTS x 1/2 in. CTS x 1/2 in. Stem	12	6 70750 81830 1
FSBT34STR	3/4 in. CTS x 3/4 in. CTS x 1/2 in. Stem	6	6 70750 81841 7



PUSH



Part Number	Description	Carton Qty	UPC
<b>FEMALE TEES</b>			

FSBT34F	3/4 in. CTS x 3/4 in. CTS x 3/4 in. FNPT	6	6 70750 07368 7
---------	--	---	-----------------

FSBTANKTEE	Tank Tee - 3/4 in. CTS x 3/4 in. FNPT x 3/4 in. FNPT	5	6 70750 08172 9
------------	--	---	-----------------



<b>CAPS</b>			
-------------	--	--	--

FSBCAP38	3/8 in.	12	6 70750 96184 7
----------	---------	----	-----------------

FSBCAP12	1/2 in.	24	6 70750 96101 4
----------	---------	----	-----------------

FSBCAP126JR	1/2 in. (6 Pack Jar)	8	1 91988 00583 2
-------------	-------------------------	---	-----------------

FSBCAP12WD	1/2 in. Cap with Drain	12	6 70750 07341 0
------------	------------------------	----	-----------------

FSBCAP34	3/4 in.	12	6 70750 96123 6
----------	---------	----	-----------------

FSBCAP346JR	3/4 in. (6 Pack Jar)	4	1 91988 00584 9
-------------	-------------------------	---	-----------------

FSBCAP34WD	3/4 in. Cap with Drain	12	6 70750 07367 0
------------	------------------------	----	-----------------

FSBCAP1	1 in.	3	6 70750 96067 3
---------	-------	---	-----------------

<b>VALVES</b>			
---------------	--	--	--



FSBBV12	1/2 in. Ball Valve	12	6 70750 95962 2
---------	--------------------	----	-----------------

FSBBV34	3/4 in. Ball Valve	12	6 70750 95976 9
---------	--------------------	----	-----------------

FSBBV1	1 in. Ball Valve	6	6 70750 95952 3
--------	------------------	---	-----------------



FSBBV12DE	1/2 in. Ball Valve with Drain	12	6 70750 95963 9
-----------	-------------------------------	----	-----------------

FSBBV34DE	3/4 in. Ball Valve with Drain	6	6 70750 95977 6
-----------	-------------------------------	---	-----------------



FSBBV12F	1/2 in. CTS x 1/2 in. FNPT Female Ball Valve	6	6 70750 95965 3
----------	---	---	-----------------

FSBBV34F	3/4 in. CTS x 3/4 in. FNPT Female Ball Valve	6	6 70750 95984 4
----------	---	---	-----------------

Part Number	Description	Carton Qty	UPC
<i>VALVES (continued)</i>			
FSBBV12SL	1/2 in. Slip Ball Valve	6	6 70750 95973 8
FSBBV34SL	3/4 in. Slip Ball Valve	6	6 70750 95987 5
FSBBV12TX	1/2 in. Locking Ball Valve	12	1 91988 00403 3
FSBBV34TX	3/4 in. Locking Ball Valve	12	1 91988 00404 0
FSBBV1TX	1 in. Locking Ball Valve	6	1 91988 00405 7
FSBBV312	1/2 in. Three Way Ball Valve	6	1 91988 00498 9
FSBBV334	3/4 in. Three Way Ball Valve	6	1 91988 00499 6
FSBSV12WD	1/2 in. Stop Valve with Drain	12	1 91988 00392 0
FSBSV34WD	3/4 in. Stop Valve with Drain	12	1 91988 00393 7
FSBVA1214	1/2 in. x 1/4 in. Angle Stop Valve	6	6 70750 96976 8
FSBVA1214C	1/2 in. CTS x 1/4 in. C Angle Stop Valve	6	6 70750 96984 3
FSBVA1238C	1/2 in. CTS x 3/8 in. C Angle Stop Valve	12	6 70750 96985 0
FSBVA1238C6JR	1/2 in. CTS x 3/8 in. C Angle Stop Valve (6 Pack Jar)	2	1 91988 00590 0
FSBVA1212M	1/2 in. CTS x 1/2 in. MNPT Angle Male Stop Valve	6	6 70750 96975 1
FSBVS1214	1/2 in. x 1/4 in. Straight Stop Valve	6	6 70750 97001 6
FSBVS1214C	1/2 in. CTS x 1/4 in. C Straight Stop Valve	6	6 70750 97003 0
FSBVS1238C	1/2 in. CTS x 3/8 in. C Straight Stop Valve	12	6 70750 98162 3
FSBVS1238C6JR	1/2 in. CTS x 3/8 in. C Straight Stop Valve (6 Pack Jar)	2	1 91988 00591 7



PUSH

Part Number	Description	Carton Qty	UPC
<b>VALVES</b> <i>(continued)</i>			
FSBVS1212M	1/2 in. CTS x 1/2 in. MNPT Straight Male Stop Valve	6	6 70750 96986 7
FSBVT121214C	1/2 in. CTS x 1/2 in. CTS x 1/4 in. OD Compression Tee Valve	6	6 70750 98326 9
FSBVT121238C	1/2 in. CTS x 1/2 in. CTS x 3/8 in. OD Compression Tee Valve	6	6 70750 98331 3
FSBVT343414C	3/4 in. CTS x 3/4 in. CTS x 1/4 in. OD Compression Tee Valve	6	6 70750 98337 5
FSBCV12	1/2 in. Check Valve	12	6 70750 96301 8
FSBCV34	3/4 in. Check Valve	12	6 70750 96307 0
FSBDV01238C	1/2 in. CTS x 3/8 in. C Dual Outlet Supply Stop - Opposed	12	1 91988 00387 6
FSBDVS1238C	1/2 in. CTS x 3/8 in. C Dual Outlet Supply Stop - Inline	12	1 91988 00388 3
FSBGV1234	1/2 in. CTS x 3/4 in. MHT Drop Ear Garden Hose Valve	12	1 91988 00394 4
FSBGV3434	3/4 in. CTS x 3/4 in. MHT Drop Ear Garden Hose Valve	12	1 91988 00395 1
FSBSCV1234	1/2 in. CTS x 3/4 in. MHT No-Kink Hose Bibb	12	1 91988 00390 6
FSBSCV3434	3/4 in. CTS x 3/4 in. MHT No-Kink Hose Bibb	12	1 91988 00391 3
FSBWMAV	1/2 in. CTS x 3/4 in. MHT Washing Machine Angle Valve	6	6 70750 07219 2
FSBWMSV	1/2 in. CTS x 3/4 in. MHT Washing Machine Straight Valve	6	6 70750 07240 6
FSBPRV34	3/4 in. Pressure Regulator	3	6 70750 96943 0
FSBPRV34SL	3/4 in. Slip Pressure Regulator	2	6 70750 96944 7
FSBPRV34WG	3/4 in. Pressure Regulator with Gauge	3	1 91988 00502 3



Part Number	Description	Carton Qty	UPC	
				<b>CONNECTORS</b>
FSBBS12P18	1/2 in. x 18 in. Repair Hose	12	6 70750 96016 1	
FSBBS34P18	3/4 in. x 18 in. Repair Hose	12	6 70750 96054 3	
FSBBS34F12	3/4 in. CTS x 3/4 in. FNPT x 12 in. SS Water Heater Connector	12	6 70750 96019 2	
FSBBS34F15	3/4 in. CTS x 3/4 in. FNPT x 15 in. SS Water Heater Connector	12	6 70750 96031 4	
FSBBS34F18	3/4 in. CTS x 3/4 in. FNPT x 18 in. SS Water Heater Connector	12	6 70750 96032 1	
FSBBS34F24	3/4 in. CTS x 3/4 in. FNPT x 24 in. SS Water Heater Connector	12	6 70750 96038 3	
FSBBS34F18BV	3/4 in. CTS x 3/4 in. FNPT x 18 in. SS Water Heater Conn. w/ Ball Valve	12	6 70750 96035 2	
FSBBS34P1F24	3/4 in. CTS x 1 in. FNPT x 24 in. SS Water Softener Connector	6	6 70750 96055 0	
FSBCSST34F18	3/4 in. CTS x 3/4 in. FNPT x 18 in. CSST Water Heater Connector	12	6 70750 96680 4	
FSBCSST34F24	3/4 in. CTS x 3/4 in. FNPT x 24 in. CSST Water Heater Connector	12	6 70750 96681 1	
				<b>ACCESSORIES</b>
FSBWHKIT	Water Heater Installation Kit Two 18 in. Connectors, one w/valve	3	6 70750 99604 7	
FSBTANKKIT	Water Heater Installation Kit Tank Tee, Two 18 in. Connectors, one w/valve	3	1 91988 00504 7	
FSBSHOWKIT	Tub & Shower Installation Kit - 2 of each: Drop Ear Elbows, Female Adapters, Female Elbows	3	1 91988 00503 0	
FSBSTUB8	Stub-Out Elbow 1/2 in. x 8 in.	6	6 70750 95949 3	
FSBTWG34	Tee with Pressure Gauge 3/4 in. x 3/4 in. x 1/2 in.	5	6 70750 98355 9	
FSBFAU14	1/4 in. (3/8 in.) x 1/4 in. Comp. Stop Valve Connector	6	6 70750 96743 6	
FSBFAU1438	1/4 in. CTS x 3/8 in. OD Faucet Connector	6	6 70750 96747 4	

PUSH



Part Number	Description	Carton Qty	UPC
<b>ACCESSORIES</b> <i>(continued)</i>			
FSBTA141438C	1/4 in. CTS x 1/4 in. CTS x 3/8 in. OD Compression Stop Valve Tee	6	6 70750 98336 8
FSBFAU1412	1/4 in. CTS x 1/2 in. FNPT Faucet Connector	6	6 70750 96744 3
FSBFAU1478	1/4 in. CTS x 7/8 in. BC Toilet Connector	6	6 70750 96748 1
FSBBOXIM	Ice Maker Outlet Box	2	6 70750 95989 9
FSBBOXIMWH	Ice Maker Outlet Box with Water Hammer Arrestor	2	6 70750 95990 5
FSBBOXWM	Washing Machine Outlet Box	3	6 70750 95993 6
FSBBOXWMWH	Washing Machine Outlet Box with Water Hammer Arrestors	3	6 70750 96009 3
<b>MANIFOLDS</b>			
FSBM2PTC	2 Port, Closed 3/4 in. Inlet, 1/2 in. Outlets	6	1 91988 00400 2
FSBM2PTO	2 Port, Open 3/4 in. Inlet, 1/2 in. Outlets	6	1 91988 00401 9
FSBM3PTOV2	3 Port, Open 3/4 in. Inlet, 1/2 in. Outlets	6	1 91988 00402 6
FSBM3PTO	3 Port Street Manifold, Open 3/4 in. Inlet, 1/2 in. Outlets	6	6 70750 02968 4

Part Number	Description	Carton Qty	UPC
69PFRT	Push Fitting Removal Tool Removes 1/2 in. - 1 in. Fittings	3	6 70750 76215 4
FSBDC14	1/4 in. Demount Clip	12	6 70750 95748 2
FSBDC38	3/8 in. Demount Clip	12	6 70750 95768 0
FSBDC12	1/2 in. Demount Clip	48	6 70750 95738 3
FSBDC34	3/4 in. Demount Clip	48	6 70750 95749 9
FSBDC1	1 in. Demount Clip	24	6 70750 95737 6
FSBIPSDC3PK	1/2 in., 3/4 in., 1 in. PVC IPS Demount Clip (3 Pack)	12	6 70750 96901 0
FSBDT12	1/2 in. Removal Tool	6	6 70750 07416 5
FSBDT34	3/4 in. Removal Tool	6	6 70750 07423 3
FSBDG	3/8 in. - 1 in. Depth Gauge and Chamfering Tool	6	6 70750 95803 8

TOOLS



PUSH



## Irrigation Fittings

# BLUE TWISTERS



The self-threading Double Helix® design of Blue Twister® irrigation fittings provides effortless insertion into Polyethylene (PE) pipe. No longer is there a need to hammer or walk them into the pipe. Just twist the fitting clockwise into the pipe and let the Double Helix® pull the pipe onto the fitting.

Once the pipe has covered all of the barbs you are assured a connection that does not leak and will withstand the water pressure of your installation. For a more secure installation, please fasten fittings to pipe with poly pipe pinch clamps.

### **FEATURES**

- Easy installation without tools.
- 100% corrosion resistant.
- Suitable for underground applications.
- No restriction on number of connections.

### **SPECIFICATIONS**

- 160 psi @ 73° F
- Made from Polyphenylsulfone (PPSU) plastic.
- For use with Polyethylene (PE) pipe.
- For use with cold water applications only.

### **APPROVALS**

- ASTM D-2609
- NSF 61 for potable water
- ANSI/NSF 14 & 7



## Irrigation Fittings

# BRASS INSERTS

Brass Insert Fittings are most commonly used in irrigation systems. They are also used for cold water sprinkler and pump installation applications. They feature 100 psi maximum working pressure. Please secure fittings to pipe with poly pipe pinch clamps.

### **Brass Insert Features**

- Lead-free DZR brass construction.
- Use with polyethylene pipe.
- Use PTFE tape on threaded connections.
- Install with Apollo Poly Pipe Pinch Clamps.

### **Brass Insert Approvals**

- NSF/ANSI 372
- NSF/ANSI 61-8



Part Number	Description	Carton Qty	UPC
<b>CONNECTORS</b>			
ABTC12	1/2 in.	50	6 70750 84799 8
ABTC125PK	1/2 in. (5 Pack)	10	6 70750 84800 1
ABTC3412	3/4 in. x 1/2 in.	25	6 70750 84804 9
ABTC34	3/4 in.	75	6 70750 84803 2
ABTC345PK	3/4 in. (5 Pack)	15	6 70750 84805 6
ABTC134	1 in. x 3/4 in.	20	6 70750 84801 8
ABTC1	1 in.	50	6 70750 84783 7
ABTC15PK	1 in. (5 Pack)	10	6 70750 84802 5
ABTC1114	1 in. x 1 1/4 in.	10	6 70750 84795 0
ABTC114	1 1/4 in.	20	6 70750 84798 1
ABTC112	1 1/2 in.	10	6 70750 84797 4
<b>ELBOWS</b>			
ABTE12	1/2 in.	25	6 70750 84809 4
ABTE34	3/4 in.	25	6 70750 84810 0
ABTE1	1 in.	25	6 70750 84806 3
ABTE114	1 1/4 in.	10	6 70750 84808 7
ABTFE12	1/2 in. x 1/2 in. FPT	25	6 70750 84818 6
ABTFE1234	3/4 in. x 1/2 in. FPT	25	6 70750 84819 3



IRRIGATION



Part Number	Description	Carton Qty	UPC
<b>MALE ADAPTERS</b> <i>(continued)</i>			
ABTMA345PK	3/4 in. x 3/4 in. MPT (5 Pack)	15	6 70750 84852 0
ABTMA341	3/4 in. x 1 in. MPT	15	6 70750 84850 6
ABTMA134	1 in. x 3/4 in. MPT	15	6 70750 84848 3
ABTMA1	1 in. x 1 in. MPT	50	6 70750 84842 1
ABTMA15PK	1 in. x 1 in. MPT (5 Pack)	10	6 70750 85571 9
ABTMA114	1 1/4 in. x 1 1/4 in. MPT	20	6 70750 84844 5
ABTMA112	1 1/2 in. x 1 1/2 in. MPT	15	6 70750 84843 8








<b>TEES</b>			
ABTT12	1/2 in.	25	6 70750 84895 7
ABTT34	3/4 in.	25	6 70750 84901 5
ABTT1	1 in.	15	6 70750 84861 2
ABTT114	1 1/4 in.	10	6 70750 84894 0
ABTT112	1 1/2 in.	5	6 70750 84893 3
ABTFT12	1/2 in. x 1/2 in. x 1/2 in. FPT	25	6 70750 84826 1
ABTFT343412	3/4 in. x 3/4 in. x 1/2 in. FPT	25	6 70750 84841 4
ABTFT34	3/4 in. x 3/4 in. x 3/4 in. FPT	25	6 70750 84840 7
ABTFT1112	1 in. x 1 in. x 1/2 in. FPT	15	6 70750 84822 3
ABTFT1134	1 in. x 1 in. x 3/4 in. FPT	10	6 70750 84823 0





IRRIGATION







Part Number	Description	Carton Qty	UPC
<b>PLUGS</b>			
ABTP12	1/2 in.	40	
ABTP34	3/4 in.	25	
ABTP1	1 in.	15	
ABTP114	1¼ in.	10	
ABTP112	1½ in.	10	






<b>BRASS INSERT COUPLINGS</b>			
POLYBIC34	3/4 in.	20	
POLYBIC1	1 in.	20	



<b>BRASS INSERT MALE ADAPTERS</b>			
POLYBIM34	3/4 in. x 3/4 in. MPT	20	
POLYBIM1	1 in. x 1 in. MPT	20	
POLYRPM1	1 in. x 1 in. MPT Rope Adapter	10	
POLYRPM114	1¼ in. x 1¼ in. MPT Rope Adapter	10	



<b>BRASS INSERT VALVES</b>			
POLYV12	1/2 in.	10	
POLYV34	3/4 in.	10	
POLYV1	1 in.	5	

Part Number	Description	Carton Qty	UPC
<b>IRRIGATION KEY BALL VALVES</b>			
7862101	3/4 in. FNPT	5	6 70750 71377 4
7862201	1 in. FNPT	5	6 70750 71378 1
<b>POLY PIPE PINCH CLAMPS</b>			
POLYPC1210PK	1/2 in. (10 Pack)	50	6 70750 44615 3
POLYPC3410PK	3/4 in. (10 Pack)	50	6 70750 74942 1
POLYPC110PK	1 in. (10 Pack)	50	6 70750 74944 5
POLYPC11410PK	1¼ in. (10 Pack)	50	6 70750 74945 2
<b>POLY PIPE PINCH CLAMP TOOL</b>			
POLYPTK	Fastens Poly Pinch Clamps 1/2 in. - 1½ in.	5	6 70750 74948 3





## Irrigation Fittings

# SPRINT

**Sprint** fittings are push to connect fittings for Polyethylene pipe in irrigation applications. They are removable and reusable, making installation very easy.

### ***Sprint Features***

- 100% corrosion resistant.
- No special tools needed for installation.
- Approved for burial.
- Install regardless of temperature or weather
- Removable and reusable.



## Irrigation Fittings

# FLEXI-ADAPTERS

**Flexi-Adapter** - one fitting, all pipes. The design of the Flexi-Adapter by Apollo ensures that the pipe enters the adapter easily, avoiding the need for a high push-in force. There is no need to chamfer the pipe prior to installation.

As you tighten the nut, the plastic teeth and steel nails in the compression cartridge will grip the pipe and compress the o-ring against the pipe ensuring a leak-free seal under all pressure conditions. The plastic teeth will grip on all soft materials like polyethylene pipe (PE), PEX, and even lead. The steel nails will grip on all harder materials like very hard plastics and metals.

### ***Flexi-Adapter Features***

- 1/2 in. galvanized pipe, PVC, black iron, and PP-R can be used with Flexi-Adapters.
- 3/4 in. galvanized pipe, PVC, black iron, PP-R, Copper, PEX, and CPVC can be used with Flexi-Adapters.
- Suitable for burial.
- Can be used with water, seawater, and vacuum applications.
- Material is environmentally friendly and 100% corrosion resistant.



**SPRINT**

Part Number	Description	Carton Qty	UPC
<b>SPRINT</b>			
SPRC34	Coupling 3/4 in.	8	6 70750 84962 6
SPRCAP34	Cap 3/4 in.	8	6 70750 84986 2
SPRE34	Elbow 3/4 in.	5	6 70750 84966 4
SPRMA34	Male Adapter 3/4 in.	8	6 70750 84964 0
SPRT34	Tee 3/4 in.	5	6 70750 84980 0
<b>FLEXI-ADAPTERS</b>			
SPRFLX123434	1/2 in. or 3/4 in. x 3/4 in. MNPT	8	6 70750 85580 1
SPRFLX12341	1/2 in. or 3/4 in. x 1 in. MNPT	8	6 70750 85574 0



IRRIGATION



## VALVES

The **Apollo® 70LF Series** two-piece regular port ball valve is the most widely used and trusted ball valve in the industry with the added advantage of lead free\* materials. The 70LF is ideal for plumbing and heating systems, including potable water. Trusted Apollo® performance with a wide range of options.

The **Apollo® International™ 94ALF-A Lead Free\* Forged Brass Ball Valve** combines reliable operation with maximum economy. The 94ALF-A is ideal for gas, fuels, fire protection and general plumbing and HVAC applications including potable water.

The **Apollo® International™ 95ALF Lead Free\* Forged Brass Stop and Waste Ball Valve** combines reliable operation with maximum economy. Ideal for plumbing or hydronic systems where draining is required.



The **Apollo® Model Reduced Pressure Backflow Preventers** provide maximum protection against back-siphonage or backpressure from substances that are hazardous to the potable water supply. The top accessed modular check valve cartridges provide captured springs, replaceable seats and reversible silicone seat discs. This Made in America assembly features ball valves with stainless steel handles and trim as standard and carries the five-year Apollo® factory warranty.

The **Apollo® Double Check Valves** prevent contamination of the potable water supply due to back-siphonage or backpressure from substances that are objectionable to the potable water supply, but non-health hazards. The top accessed modular check valve cartridges provide captured springs, replaceable seats and reversible silicone seat discs. This Made in America assembly features ball valve shutoffs with stainless steel handles and nuts as standard and carries the five-year Apollo® factory warranty.

The **Apollo® lead free\* Pressure Reducing Valve** is designed to conserve water and protect water distribution systems by automatically reducing elevated supply pressures. The dezincification resistant bronze body, stainless steel adjusting screw and dielectric polymer cage provide maximum corrosion resistance. Designed for easy in-line servicing with simple cartridge removal.

The **Apollo® Hose Connection Vacuum Breakers** are designed to prevent cross-connection caused by back-siphonage.



The **Apollo® Spill Resistant Vacuum Breaker** is designed to prevent contamination of the potable water supply due to back-siphonage. The SVB is ideally suited for continuous pressure, indoor applications where water spillage is undesirable. The device has a straight through flow path for minimal head loss. All components are easily accessible for easy repair and maintenance. All components are made of corrosion resistant materials for years of reliable service.

\*LEAD FREE: The wetted surfaces of this product shall contain no more than 0.25% lead by weighted average. Complies with Federal Public Law 111-380. ANSI 3rd party approved and listed.

# APOLLO

Part Number	Description	Carton Qty	UPC
<b>THREADED</b>			
70LF10101	1/4 in. NPT	10	8974388 6 70750 42630 8
70LF10201	3/8 in. NPT	10	8974396 6 70750 42712 1
70LF10301	1/2 in. NPT	10	8974404 6 70750 50945 2
70LF10401	3/4 in. NPT	10	8974412 6 70750 50889 9
70LF10501	1 in. NPT	10	8974420 6 70750 50890 5
70LF10601	1¼ in. NPT	5	8974438 6 70750 51152 3
70LF10701	1½ in. NPT	5	8974446 6 70750 51182 0
70LF10801	2 in. NPT	2	8974453 6 70750 51463 0
<b>SOLDER</b>			
70LF20201	3/8 in.	10	6 70750 42475 5
70LF20301	1/2 in.	10	6 70750 42711 4
70LF20401	3/4 in.	10	6 70750 49061 3
70LF20501	1 in.	10	6 70750 44178 3
70LF20601	1¼ in.	5	6 70750 51264 3
70LF20701	1½ in.	5	6 70750 51153 0
70LF20801	2 in.	2	6 70750 51063 2



**70LF Approvals**

- MSS SP-110 - Ball Valves Threaded, Socket Welding, Solder Joint, Grooved and Flared Ends
- NSF/ANSI 61 - Water Quality
- NSF/ANSI 372 - Lead Free
- CRN: OC10908.5C

**Performance Rating**

- CWP: 600 psi (41.37 Bar) at 100°F
- SWP: 150 psi (10.34 Bar) at 366°F
- Maximum Temperature: 450°F
- Vacuum Service to 29 in. Hg



VALVES



### 94ALF Approvals

- MSS SP-110 - Ball Valves
- NSF/ANSI 61 Water Quality
- NSF/ANSI 372 Lead Free
- IAPMO IGC 157 (cUPC)

### CSA LISTED

(File # 226234) per the following standards:

- ANSI Z21.15 (1/2 psi) (CSA 9.1) (1/4" - 2")
- ASME B16.44 (5 psi) (CR91-002) (1/4" - 2")
- ASME B16.33 (125 psi) (CGA 3.16) (1/4" - 2")

### UL LISTED

- Guides YQNZ, YRBX, YRPV, YSDT and MHKZ (1/4" - 4" NPT only)
- UL 258 - VQGU Fire Protection Trim & Drain 175psi max (1/4" - 2")

### FM LISTED

- FM 1140 Fire Protection Quick Opening Valves

### Performance Rating

- 600 CWP - 1/4" to 2"
- 400 CWP - 2-1/2" to 4"
- Temperature Range: 0°F to 400°F



Part Number	Description	Carton Qty	UPC
<b>94ALF THREADED</b>			
94ALF10101A	1/4 in. NPT	20	6 70750 96816 7
94ALF10201A	3/8 in. NPT	20	6 70750 96817 4
94ALF10301A	1/2 in. NPT	50	6 70750 96818 1
94ALF10401A	3/4 in. NPT	30	6 70750 96821 1
94ALF10501A	1 in. NPT	30	6 70750 96822 8
94ALF10601A	1 1/4 in. NPT	12	6 70750 96823 5
94ALF10701A	1 1/2 in. NPT	9	6 70750 96824 2
94ALF10801	2 in. NPT	2	6 70750 05979 7
<b>94ALF SOLDER</b>			
94ALF20301A	1/2 in.	50	6 70750 96828 0
94ALF20401A	3/4 in.	30	6 70750 96829 7
94ALF20501	1 in.	6	6 70750 05991 9
94ALF20601A	1 1/4 in.	12	6 70750 96832 7
94ALF20701A	1 1/2 in.	9	6 70750 96833 4
94ALF20801A	2 in.	6	6 70750 96834 1
<b>77FLF BALL VALVES</b>			
77FLF10301	1/2 in. NPT	10	6 70750 37197 4
77FLF20301	1/2 in. Sweat	10	6 70750 37215 5
77FLF10401	3/4 in. NPT	10	6 70750 37216 2
77FLF20401	3/4 in. Sweat	10	6 70750 37217 9

**95ALF BALL VALVES - THREADED**

Part Number	Description	Carton Qty	UPC
95ALF10301	1/2 in. NPT	12	6 70750 98017 6
95ALF10401	3/4 in. NPT	12	6 70750 98018 3
95ALF10501	1 in. NPT	12	6 70750 98019 0



**95ALF Approvals**

- IAPMO IGC 157
- ANSI/NSF 61-2011
- ANSI/NSF 372 (0.25% Lead Max\*)

**95ALF BALL VALVES - SOLDER**

95ALF20301	1/2 in.	12	6 70750 98020 6
95ALF20401	3/4 in.	12	6 70750 98021 3
95ALF20501	1 in.	12	6 70750 98022 0



**Performance Rating**

- Maximum Pressure: 600 psi CWP
- Temperature Range: 32°F - 250°F

**REDUCED PRESSURE BACKFLOW PREVENTERS**

4ALF204A2F	3/4 in.	1	8976524 6 70750 11101 3
4ALF205A2F	1 in.	1	8976466 6 70750 11103 7



**REDUCED PRESSURE BACKFLOW PREVENTERS**

694ALF204A2B	3/4 in., Black - Anti-Theft	1	6 70750 77543 7
694ALF205A2B	1 in., Black - Anti-Theft	1	6 70750 77549 9



**DOUBLE CHECK BACKFLOW PREVENTERS**

4ALF104A2F	3/4 in.	1	8976490 6 70750 10928 7
4ALF105A2F	1 in.	1	8976441 6 70750 10932 4



**THERMOSTATIC MASTER MIXING VALVES**

34BLF314S	3/4 in. FS	3	6 70750 58856 3
34BLF314T	3/4 in. FNPT	3	6 70750 58858 7



VALVES



Part Number	Description	Carton Qty	UPC
<b>HOSE CONNECTION VACUUM BREAKERS</b>			

38LF314AS	3/4 in. (1¼ in. Long)	1	8976664 6 70750 66112 9
-----------	-----------------------	---	----------------------------

38LF414AS	3/4 in. (2 in. Long)	1	8976540 6 70750 06115 8
-----------	----------------------	---	----------------------------



<b>SPILL RESISTANT VACUUM BREAKER</b>			
---------------------------------------	--	--	--

4A904A2F	3/4 in.	1	8976433 6 70750 74386 3
----------	---------	---	----------------------------



<b>PRESSURE VACUUM BREAKER VALVE</b>			
--------------------------------------	--	--	--

4A504A2F	3/4 in.	1	8976482 6 70750 10868 6
----------	---------	---	----------------------------



<b>IRRIGATION KEY BALL VALVES</b>			
-----------------------------------	--	--	--

7862101	3/4 in. FNPT	5	6 70750 71377 4
---------	--------------	---	-----------------

7862201	1 in. FNPT	5	6 70750 71378 1
---------	------------	---	-----------------



<b>PRESSURE REDUCING VALVES</b>			
---------------------------------	--	--	--

69ELF114	3/4 in.	3	8976532 6 70750 41958 4
----------	---------	---	----------------------------

36ELF11501T	1 in.	1	8976474 6 70750 51125 7
-------------	-------	---	----------------------------



69ELF114TWG	3/4 in., with Gauge	3	1 91988 02407 9
-------------	---------------------	---	-----------------

# APPLIANCE ACCESSORIES





























Apollo is now offering a wide range of appliance accessories! Innovative products - such as Tank Max, which provides more hot water from your existing water heater - to connectors and fittings.

## ***Appliance Products***

- Dishwasher Fittings
- Ice Maker Fittings
- Washing Machine Fittings
- Water Heater Connectors
- Water Heater Fittings
- Water Heater Installation Kits
- Water Softener Fittings



**APOLLO FLOW**

Part Number	Description	Carton Qty	UPC
<b>DISHWASHER</b>			
	AFDWF5 5 ft. Braided PVC Connector	6	
	AFDWD6 6 ft. PVC Drain Hose	6	
	AFDWE38C34 3/4 in. OD Comp x 3/4 in. FGH 90° Elbow	5	
	AFDOSCOMP 1/2 in. x 3/8 in. x 3/8 in. Dual Outlet Stop Valve	5	
	APXVT121238 1/2 in. PEX x 1/2 in. PEX x 3/8 in. MC Dishwasher Tee Valve	12	
<b>ICE MAKER</b>			
	AFIM5 5 ft. Braided PVC Connector	6	
	AFSPSV Use with 1/2 in. or 3/4 in. copper (type M) or CPVC pipe.	5	
	APXVA1214C 1/2 in. PEX x 1/4 in. OD Ice Maker Angle Stop Valve	6	
	APXVS1214C 1/2 in. PEX x 1/4 in. OD Ice Maker Straight Stop Valve	6	
	EPXIMT1214 Ice Maker Tee Valve 1/2 in. PEX x 1/2 in. PEX x 1/4 in. OD Chrome-plated Brass	10	
	APXBOXIM PEX-B Ice Maker Outlet Box	2	
	EPXBOXIM PEX-A Ice Maker Outlet Box	2	
	FSBBOXIM Push-To-Connect Ice Maker Outlet Box	2	
	FSBBOXIMWH Push-To-Connect Ice Maker Outlet Box with Water Hammer Arrestor	2	

Part Number	Description	Carton Qty	UPC
<b>WASHING MACHINE</b>			
AFWMF6	6 ft. PVC Connector	12	6 70750 72921 8
AFWMD6	6 ft. PVC Drain Hose	6	6 70750 72925 6
AFPF122PK	1/2 in. Push x 1/2 in. FIP Adapters (2 Pack)	5	6 70750 72934 8
AF45E2PK	3/4 in. MIP x 3/4 in. FGH 45° Elbow (2 Pack)	12	6 70750 72940 9
AF90E2PK	3/4 in. MIP x 3/4 in. FGH 90° Elbow (2 Pack)	12	6 70750 72959 1
FSBWMSV	1/2 in. Push x 1/2 in. MGH Straight Valve	6	6 70750 07240 6
FSBWMAV	1/2 in. Push x 1/2 in. MGH Angle Valve	6	6 70750 07219 2
APXBOXWM	PEX-B Washing Machine Outlet Box	3	6 70750 96060 4
EPXBOXWM	PEX-A Washing Machine Outlet Box	3	6 70750 96065 9
FSBBOXWM	Push-To-Connect Washing Machine Outlet Box	3	6 70750 95993 6
FSBBOXWMWH	Push-To-Connect Washing Machine Outlet Box with Water Hammer Arrestors	3	6 70750 96009 3
<b>WATER SOFTENER</b>			
AFWS34	3/4 in. Push (2 Pack)	5	6 70750 51980 2
AFWS1	1 in. Push (2 Pack)	5	6 70750 51981 9
FSBBS34P1F24	3/4 in. CTS x 1 in. FNPT x 24 in. Braided SS Water Softener Connector	6	6 70750 96055 0



APPLIANCE

	Part Number	Description	Carton Qty	UPC
	<b>WATER HEATER</b>			
	WHC34F34S18V2	Corrugated Copper Connector 3/4 in. FIP x 3/4 in. SWT x 18 in.	5	
	WHC34F24V2	Corrugated Copper Connector 3/4 in. FIP x 3/4 in. FIP x 24 in.	20	
	WHBS34F12	Braided Stainless Steel Connector 3/4 in. FIP x 3/4 in. FIP x 12 in.	5	
	WHBS34F18	Braided Stainless Steel Connector 3/4 in. FIP x 3/4 in. FIP x 18 in.	10	
	WHBS34F24	Braided Stainless Steel Connector 3/4 in. FIP x 3/4 in. FIP x 24 in.	5	
	WHBS34F7818	Braided Stainless Steel Connector 3/4 in. FIP x 7/8 in. FIP x 18 in.	5	
	FSBBS34F12	Braided Stainless Steel Connector 3/4 in. CTS x 3/4 in. FNPT x 12 in.	12	
	FSBBS34F15	Braided Stainless Steel Connector 3/4 in. CTS x 3/4 in. FNPT x 15 in.	12	
	FSBBS34F18	Braided Stainless Steel Connector 3/4 in. CTS x 3/4 in. FNPT x 18 in.	12	
	FSBBS34F24	Braided Stainless Steel Connector 3/4 in. CTS x 3/4 in. FNPT x 24 in.	12	
	FSBBS34F18BV	Braided Stainless Steel Connector w/ Ball Valve 3/4 in. CTS x 3/4 in. FNPT x 18 in.	12	
	WHCSST34F24	Corrugated Stainless Steel Connector 3/4 in. FIP x 3/4 in. FIP x 24 in.	5	
	WHCSST34P1F24	Corrugated Stainless Steel Connector 3/4 in. Push x 1 in. FIP x 24 in.	5	
	WHCSST1F18	Corrugated Stainless Steel Connector 1 in. FIP x 1 in. FIP x 18 in.	5	
	APXCSST18	Corrugated Stainless Steel Connector 1/2 in. PEX-B x 3/4 in. FHT x 18 in.	5	
	APXCSST1834	Corrugated Stainless Steel Connector 3/4 in. PEX-B x 3/4 in. FHT x 18 in.	6	
	EPXCSST18	Corrugated Stainless Steel Connector 3/4 in. PEX-A x 3/4 in. FHT x 18 in.	5	

Part Number	Description	Carton Qty	UPC
<b>WATER HEATER</b> <i>(continued)</i>			
FSBCSST34F18	Corrugated Stainless Steel Connector 3/4 in. Push x 3/4 in. FNPT x 18 in.	12	6 70750 96680 4
FSBCSST34F24	Corrugated Stainless Steel Connector 3/4 in. Push x 3/4 in. FNPT x 24 in.	12	6 70750 96681 1
WHCOMP12C34M	Water Heater Fittings 1/2 in. C x 3/4 in. MIP (2 Pack)	5	6 70750 45942 9
WHCOMP34	Water Heater Fittings 3/4 in. C x 3/4 in. MIP (2 Pack)	5	6 70750 45941 2
69TANKKIT	Water Heater Installation Kit Contains Tank Tee, two CSST connectors - one with ball valve	3	6 70750 43099 2
69TANKMAX	TankMax Almost doubles hot water output from an existing water heater	3	6 70750 36183 8
69TANKPRO	Tank Pro Replaces the expansion tank, dielectric union, shutoff valve, and tee with one device	5	6 70750 36171 5
69TANKTEE	Tank Tee Attach an expansion tank quicker and easier	5	6 70750 36182 1



## SCH. 40 PVC FITTINGS



Lasco® Schedule 40 PVC fittings in 1/2 in. and 3/4 in. are available in pro pack buckets — couplings, tees, female threaded caps, slip caps, male adapters, female adapters, 45° elbows, and 90° elbows. They are easy to carry, stack, and keep track of the PVC fittings you need.

### **Approvals/Listings**

- ASTM D-1784 - Rigid Poly (Vinyl Chloride) (PVC) Compounds and Chlorinated Poly Vinyl Chloride (CPVC) Compounds
- ASTM D-2466 - Socket Type Poly (Vinyl Chloride) (PVC) Plastic Pipe Fittings, Schedule 40.
- ASTM F-1970 - Standard Specification for Special Engineered Fittings, Appurtenances or Valves for use in Poly (Vinyl Chloride) (PVC) or Chlorinated Poly (Vinyl Chloride)(CPVC) systems.
- MATERIAL - LASCO Schedule 40 Fittings are produced from PVC Type 1, Cell Classification 12454-B. -O-rings are produced from a Buna- N (Nitrile) material
- LISTINGS - NSF/ANSI Standard 61, Annex G: Drinking Water System Components Weighted average lead content of less than or equal to 0.25% and is in compliance with California's Health & Safety Code Section 116875 (commonly known as AB1953) NSF/ANSI Standard 14: Plastics Piping system components and Related Materials. Includes ANSI Standard 61, Annex G



### **Specifications**

- Not to be used in the Hot or Cold water distribution system in a dwelling Maximum Service Temperature 140°F
- Do not use LASCO fittings for compressed air or gases.
- Do not test PVC piping systems with compressed air or gases.
- Do not use fittings with liquids not recommended by LASCO
- Fitting modification voids the warranty.



**LASCO®**  
**Fittings, Inc.**

Part Number	Description	Carton Qty	UPC
<b>SCH. 40 PVC PRO PACK BUCKETS</b>			
429005BKT	1/2 in. Schedule 40 PVC Coupling (75-Pack)	4	0 25528 80126 7
429007BKT	3/4 in. Schedule 40 PVC Coupling (55-Pack)	4	0 25528 80122 9
401005BKT	1/2 in. Schedule 40 PVC Tee (35-Pack)	4	0 25528 80133 5
401007BKT	3/4 in. Schedule 40 PVC Tee (24-Pack)	4	0 25528 80131 1
448005BKT	1/2 in. Schedule 40 PVC Female Threaded Cap (80-Pack)	4	0 25528 80125 0
447005BKT	1/2 in. Schedule 40 PVC Slip Cap (80-Pack)	4	0 25528 80129 8
447007BKT	3/4 in. Schedule 40 PVC Slip Cap (90-Pack)	4	0 25528 80123 6
436005BKT	1/2 in. Schedule 40 PVC Male Adapter (100-Pack)	4	0 25528 80130 4
436007BKT	3/4 in. Schedule 40 PVC Male Adapter (60-Pack)	4	0 25528 80127 4
435007BKT	3/4 in. Schedule 40 PVC Female Adapter (50-Pack)	4	0 25528 80134 2
417007BKT	3/4 in. Schedule 40 PVC 45° Elbow (40-Pack)	4	0 25528 80132 8
406005BKT	1/2 in. Schedule 40 PVC 90° Elbow (60-Pack)	4	0 25528 80128 1
406007BKT	3/4 in. Schedule 40 PVC 90° Elbow (40-Pack)	4	0 25528 80124 3



# Tectite by Apollo Push To Connect 4' Planogram

**TECTITE**  
by Apollo

*The Original*  
**PUSH TO CONNECT FITTING**

Use with Copper, CPVC or PEX pipe  
Removeable & Reusable

1/4"  
3/8"  
1/2"  
3/4"  
1"

*The Original* Push To Connect Fitting  
**TECTITE**  
by Apollo

Since 1994, Tectite™ has manufactured 200 million fittings and has seen them installed in over 50 countries.

- Removeable & reusable
- O-rings withstand up to 250° F (highest in the industry)
- 300+ items — more than the competition
- No tools needed for installation
- No brush, solder, flux or flame
- Forever warranty on most fittings

Pressure Regulating Valve

FSBME1438 FSDWE1434 FSBDC14 FSBC38 FSBT38 FSBE38 FSBDC38 FSBC12 FSBC126JR FSBPBC12 FSBC12SL FSBT12

FSBE12 FSBE126JR FSBDEE12 FSBMA12 FSBA12 FSBA126JR FSBBV12 FSBBV12SL FSBWMAV FSBAP12 FSBDC12 FSBC4

FSBC3412 FSBC34SL FSBT34 FSBT343412 FSBE34 FSBE3412 FSBMA34 FSBA34 FSBBV34 FSBBV34F FSBAP34 FSBDC34

FSBC1 FSBDC134 FSBT1 FSBE1 FSBMA1 FSBA1 FSBAP1 FSBDC1

# Apollo Expansion PEX (PEX-A) 4' Planogram



**EXPANSION PEX**

**EXPANSION PEX**

PEX-A  
Compatible with Uponor (Wirsbo) ProPEX™ (with 1/2" x 3/8" Uponor Wirsbo)

Extremely Flexible  
No Coil Memory

										1/2"	3/4"	1"
EPXV12 8974974	EPXC1210PK 8975088	EPXPAC1210PK 8975161	EPXC12345PK 8975104	EPXBC125PK 8975146	EPXE1210PK 8975245	EPXPAE1210PK 8975286	EPXE1234 8975310	EPXDDE12 8975203	EPXFE125 8975237	EPXME125PK 8975278	EPXFA1210PK 8975328	
EPXFA12345PK 8975351	EPXFS1210PK 8975880	EPXFS1234 8975898	EPXFA12S 8975955	EPXMA1210PK 8975385	EPXPAM1210PK 8975435	EPXMA1234 8975443	EPXMS1210PK 8975823	EPXMS1234 8975831	EPXT1210PK 8975989	EPXT121234 8975997	EPXPAT1210PK 8976086	
EPXPAP1210PK 8975740	EPXSCV1234 88975013	EPXVA1214C 8975047	EPXVA1238C 8975062	EPXV51214C 8975021	EPXVS1238C 8975039	EPXSTUBWE12 8975807	EPXV34 8974982	EPXC3410PK 8975096	EPXPAC3410PK 8975179	EPXBC345PK 8975153	EPXC341 8975120	
EPXE3410PK 8975252	EPXPAE3410PK 8975294	EPXDDEE34 8975211	EPXDDEE3412 8975229	EPXFA3410PK 8975344	EPXFA34125PK 8975336	EPXFA341 8975377	EPXFS345PK 8975906	EPXFS341 8975914	EPXFA34S 8975971	EPXMA3410PK 8975393	EPXMA3412 8975450	
EPXMA341 8975427	EPXMS3410PK 8975856	EPXT345PK 8976037	EPXPAT3410PK 8976094	EPXT341234 8976001	EPXT341212 8976003	EPXT3434125PK 8976029	EPXPAP3410PK 8975757	EPXSTUBWE34 8975815	EPXV1 8974990	EPXC11 8975112	EPXPAC1110PK 8975187	
EPXE11 8975260	EPXPAE15PK 8975302	EPXFA1 8975369	EPXFA11 8975922	EPXMA11 8975419	EPXMA134 8975401	EPXMSA115PK 8975872	EPXT11 8976078	EPXPAT15PK 8976110	EPXT1134 8976060	EPXT1112 8976052	EPXPAP110PK 8975765	
EPXM2PTO 88975484	EPXM3PTO 8975492	EPXM4PTO 8975500	EPXM6PT 8975476	EPXM4PT 8975468	EPXCSST18 8975070			EPXS1225PK 8975773	EPXS3425PK 8975781	EPXS125PK 8975799		
EPXTOOLKIT 8976128						EPXTOOL 8976169		EPXHEAD12 8976136	EPXHEAD34 8976144	EPXHEAD1 8976151		

# Apollo PEX (PEX-B) 4' Planogram (Cut Case)









# Apollo Warranty

Subject to the conditions and limitations in this Limited Warranty, The Mosack Group, Inc. warrants to the owner of applicable real property in the United States (including its territories) and Canada that Apollo products, when properly installed in potable water piping systems and hydronic heating piping systems, under normal conditions of use, shall be free from failure caused by manufacturing defects for the applicable Warranty Period. This Limited Warranty is in effect for installations made after January 1, 2017 and applies strictly to products installed in the country which they were purchased.

Validation of the Warranty Period is required through proof of purchase. In the event that proof of purchase is unavailable, the Warranty Period initiation date shall default to the date of manufacture for each product. If the product suspected of a defect does not have a visible date of manufacture, a proof of purchase shall be required.

All products must be installed in accordance with all then applicable codes, good plumbing practice, in accordance with any local, state, provincial or federal requirements, and installed in a potable water or radiant heating application unless a non-potable water service is specifically described in published pertinent product literature.

The installer must use construction techniques compliant with then applicable codes to install the product and use the product within the design parameters specified in any installation guidelines and technical notes for the applicable system. This shall include field pressure testing prior to concealing with concrete or by other means and wrapping any brass fitting when buried. Failure to install Apollo products according to manufacturer's installation instructions will void all applicable warranties and may result in severe water damage.

Products must at all times be used in a manner consistent with their intended use and be used in installations and environments acceptable to their material and design specifications, including not being installed in a system that may operate at temperatures or at pressures that exceed the approved ratings which can be found on the product, packaging or installation instructions.

Product specific conditions of this Limited Warranty and the Warranty Period are detailed in the table entitled "Additional Product Specific Warranty Information".

Without limiting the foregoing, this Limited Warranty does not apply and you do not have a right of reimbursement if the product failure or resulting damage is caused by: (a) evidence of tampering, mishandling, neglect, abuse, accidental damage, freeze damage (it is expressly understood that failure as a result of any freezing fluids within the pipes does not constitute a defect in material or workmanship and shall not be covered by this warranty) or unauthorized modifications or repairs that cause damage to warranted products; (b) exposure to harmful, unauthorized, or unanticipated chemicals or substances or corrosive water conditions; (c) exposure to ultraviolet light; (d) faulty installation including failure to follow proper burial instructions; (e) damage from abnormal operating conditions including exposure pressures and temperatures beyond the specified operating range; (f) failure to properly test and pass common testing methods (including pressure testing) after the installation and before the product or system is put in service; (g) components not manufactured or sold by The Mosack Group, Inc.; or (h) acts of nature such as earthquakes, re, flood or lightning.

Although The Mosack Group, Inc. provides a plumbing system to facilitate a complete installation, other manufacturers pipe and/or fittings may be installed in any given installation provided manufacturing of the pipe and/or fittings demonstrates compliance with the applicable ASTM/CSA standards, and the product has been certified by a recognized third-party testing agency. The Mosack Group, Inc. product in the given installation will continue to be covered under this Limited Warranty although limits on Warranty Period may apply. The Mosack Group, Inc. will be responsible only for proven defects in material or workmanship in The Mosack Group, Inc. products. Problems in products manufactured by another company should be reported to that manufacturer.

In order to be eligible for service under this Limited Warranty, it is the responsibility of the property owner to obtain and pay for repairs. Only if the warranty applies will The Mosack Group, Inc. be responsible for reimbursement under this warranty. The part or parts which you claim failed should be kept and The Mosack Group, Inc. contacted at the address below or by telephoning within thirty (30) days after the failure or leak and identifying yourself as having a warranty claim. You should be prepared to ship, at your expense, the product which you claim failed due to a manufacturing defect (including the original section of pipe still inserted), document the date of installation, proof of purchase, and the amount of any claimed bills for which you seek reimbursement. Products returned without shipping charges prepaid will be refused. Within a reasonable time after receiving the product, The Mosack Group, Inc. will investigate the reasons for the failure, which includes the right to inspect the product at The Mosack Group, Inc. and reasonable access to the site of damage in order to determine whether the warranty applies. The Mosack Group, Inc. will notify you of the results of this review. For questions or inquiries, call 1(888)229-2874.

In the event that The Mosack Group, Inc. determines that the failure or leak and any resulting damages were the result of a manufacturing defect in the products covered by limited warranties outlined below, The Mosack Group, Inc. will reimburse the property owner for reasonable repair or replacement charges to include drywall, flooring and painting costs, as well as damages to personal property, resulting from the failure or leak. Except as specified above or otherwise specifically authorized in writing by The Mosack Group, Inc., The Mosack Group, Inc. shall not pay for any costs or expenses for transportation, relocation, labor, repairs or any other work associated with removing and/or returning failed or defective products or installing replacement products. Any change in property ownership after the first ten years will nullify any remaining warranty coverage. This shall constitute the sole and exclusive remedy for any defective product.

The Mosack Group, Inc. shall not be responsible for any other incidental, indirect, contingent, special or consequential damages, including without limitation, economic loss, lost profits or the cost of repairing or replacing other property which is damaged if these warranted products do not work properly, other costs resulting from labor charges, delays, vandalism, negligence, fouling caused by foreign material, damage from adverse water conditions, adverse chemical environments, or any other circumstances over which The Mosack Group, Inc. has no control. This limitation applies even if The Mosack Group, Inc. could have foreseen or has been advised of the possibility of these damages. This Limited Warranty shall be invalidated by any abuse, misuse, misapplication or improper installation of the product. Any remaining warranty coverage may not be assigned or transferred after the period ending ten years following the installation. The Mosack Group, Inc. does not guarantee or in any way warrant the integrity or workmanship of the contractor/installer.

Other than this limited warranty, The Mosack Group, Inc. does not authorize any person or firm to create for it any other obligation or liability in connection with its products. This written warranty applies for the first 10 years of the applicable warranty regardless of any change of ownership in the property. Some states do not allow the exclusion or limitation of incidental or consequential damages or limitations on the duration of implied warranties in certain types of transactions, so the above exclusion or limitations may not apply to you.

**LIMITATION OF LIABILITY: THE MOSACK GROUP, INC. SHALL NOT UNDER ANY CIRCUMSTANCES BE LIABLE FOR SPECIAL OR CONSEQUENTIAL DAMAGES SUCH AS, BUT NOT LIMITED TO, DAMAGES OR TO LOSS OF OTHER PROPERTY OR EQUIPMENT, LOSS OF PROFITS OR REVENUE, COST OF CAPITAL, COST OF PURCHASED OR REPLACEMENT GOODS, OR CLAIMS OF CUSTOMERS OF OUR INITIAL PURCHASER. THE REMEDIES OF OUR INITIAL PURCHASER, AND ALL OTHERS, SET FORTH HEREIN, ARE EXCLUSIVE, AND THE LIABILITY OF THE MOSACK GROUP, INC. WITH RESPECT TO SAME SHALL NOT, EXCEPT AS EXPRESSLY PROVIDED HEREIN, EXCEED THE PRICE OF THE GOODS UPON WHICH SUCH LIABILITY IS BASED.**

This Limited Warranty and any claims arising from breach of contract, breach of warranty, tort, or any other claim arising from sale or use of The Mosack Group, Inc. products shall be governed and construed under the laws of the State of North Carolina. No action on the part of The Mosack Group, Inc. under this Limited Warranty shall be construed as an admission of liability of that the product is not for its intended use.

## ADDITIONAL PRODUCT SPECIFIC WARRANTY INFORMATION

Product Group	Limited Warranty Period	Conditions
Tectite by Apollo Push-To-Connect Fittings	Lifetime	For exclusive use with: PEX - ASTM F876/CSA B137.5 Copper - ASTM B 88 hard drawn copper tube K, L, & M CPVC - ASTM D2846 or CSA B137.6 PE-RT - ASTM F2769
Tectite by Apollo Push-To-Connect Fittings in HDPE Applications	5 Years	For exclusive use with HDPE SDR-9 ASTM D2737.
Tectite by Apollo Tools	5 Years	From date of purchase and when used in accordance with instructions.
Tectite by Apollo Valves	5 Years	Must be installed per published installation instructions.
Tectite by Apollo Accessories (Connectors, supply stops, appliance outlet boxes, kits, manifolds, hoses, etc.)	5 Years	Must be installed per published installation instructions.
Apollo PEX Brass Fittings & Copper Manifolds (PEX-B)	25 Years	For exclusive use with: PEX - ASTM F876/CSA B137.5 Copper Crimp Rings - ASTM F1807 Stainless Steel Pinch Clamps & Sleeves - ASTM F2098
Apollo PEX Poly Alloy Fittings (PEX-B)	25 Years	For exclusive use with: PEX - ASTM F876/CSA B137.5 Copper Crimp Rings - ASTM 2159 Stainless Steel Pinch Clamps & Sleeves - ASTM F2098
Apollo PEX Pipe & Oxygen Barrier Pipe (PEX-B)	5 Years	For use with ASTM F2159 fittings.
Apollo Expansion PEX Fittings (PEX-A)	25 Years	For exclusive use with PEX-A pipe.
Apollo Expansion PEX Pipe (PEX-A)	25 Years	For exclusive use with ASTM F1960 fittings.
Apollo PEX Tools Expansion (PEX-A) and Crimp (PEX-B)	5 Years	From date of purchase and when used in accordance with instructions.
Apollo Valves	5 Years	Must be installed per published installation instructions.
Blue Twisters	5 Years	Must be installed per published installation instructions.
Sprint and Flexi-Adapters	5 Years	Must be installed per published installation instructions.
Apollo and Apollo Flow	5 Years	Must be installed per published installation instructions.

# Index

Part #	Page	Part #	Page	Part #	Page	Part #	Page	Part #	Page
7862101	65, 72	69PTKPCRR	23	ABTC34	61	AFDWD6	74	APPW1012	30
7862201	65, 72	69TANKKIT	77	ABTC3412	61	AFDWE38C34	74	APPW1034	30
34BLF314S	71	69TANKMAX	77	ABTC345PK	61	AFDWF5	74	APPW1038	30
34BLF314T	71	69TANKPRO	77	ABTE1	61	AFIM5	74	APPW14RISER	14
36ELF11501T	72	69TANKTEE	77	ABTE112	61	AFPF122PK	75	APPW201	31
38LF314AS	72	70LF10101	69	ABTE114	61	AFSPSV	74	APPW2012	30
38LF414AS	72	70LF10201	69	ABTE12	61	AFWMD6	75	APPW2034	30
401005BKT	79	70LF10301	69	ABTE34	61	AFWMF6	75	APPW212	30
401007BKT	79	70LF10401	69	ABTFA1	62	AFWS1	75	APPW234	30
406005BKT	79	70LF10501	69	ABTFA112	62	AFWS34	75	APPW2512	30
406007BKT	79	70LF10601	69	ABTFA114	62	APPB1001	28	APPW2534	30
417007BKT	79	70LF10701	69	ABTFA12	62	APPB10012	28	APPW3001	31
429005BKT	79	70LF10801	69	ABTFA34	62	APPB10034	28	APPW30012	30
429007BKT	79	70LF20201	69	ABTFE1	62	APPB1210	28	APPW30034	31
435007BKT	79	70LF20301	69	ABTFE112	62	APPB2012	28	APPW5001	31
436005BKT	79	70LF20401	69	ABTFE12	61	APPB2034	28	APPW50012	30
436007BKT	79	70LF20501	69	ABTFE1234	61	APPB212	28	APPW50034	31
447005BKT	79	70LF20601	69	ABTFE134	62	APPB234	28	APPW5012	30
447007BKT	79	70LF20701	69	ABTFE34	62	APPB30012	28	APPW5034	30
448005BKT	79	70LF20801	69	ABTFT1112	63	APPB30034	28	APPW51	31
4A504A2F	72	77FLF10301	70	ABTFT1134	63	APPB3410	28	APPW512	30
4A904A2F	72	77FLF10401	70	ABTFT12	63	APPB50012	28	APPW514	30
4ALF104A2F	71	77FLF20301	70	ABTFT34	63	APPB50034	28	APPW534	30
4ALF105A2F	71	77FLF20401	70	ABTFT343412	63	APPB512	28	APPW538	30
4ALF204A2F	71	94ALF10101A	70	ABTMA1	63	APPB534	28	APXBC1212	7
4ALF205A2F	71	94ALF10201A	70	ABTMA112	63	APPOB100012	33	APXBC12125PK	7
6907912CP	26	94ALF10301A	70	ABTMA114	63	APPOB10012	33	APXBC3434	7
6907920CP	26	94ALF10401A	70	ABTMA12	62	APPOB10034	33	APXBOXIM	14, 74
6907924CP	26	94ALF10501A	70	ABTMA1234	62	APPOB1034	33	APXBOXWM	14, 75
6907928CP	26	94ALF10601A	70	ABTMA125PK	62	APPOB30012	33	APXC11	7
6907932CP	26	94ALF10701A	70	ABTMA134	63	APPOB30034	33	APXC1212	7
6907936CP	26	94ALF10801	70	ABTMA15PK	63	APPOB50012	33	APXC121210PK	7
6907984CP	26	94ALF20301A	70	ABTMA34	62	APPOB50034	33	APXC1234	7
694ALF204A2B	71	94ALF20401A	70	ABTMA341	63	APPR1001	29	APXC1238	7
694ALF205A2B	71	94ALF20501	70	ABTMA3412	62	APPR10012	29	APXC1240JR	7
69ELF114	72	94ALF20601A	70	ABTMA345PK	63	APPR10034	29	APXC1250PK	7
69ELF114TWG	72	94ALF20701A	70	ABTME1	62	APPR1210	29	APXC341	7
69PC01RB	24	94ALF20801A	70	ABTME12	62	APPR2012	29	APXC3410PK	7
69PC02PZ	24	95ALF10301	71	ABTME34	62	APPR2034	29	APXC3425JR	7
69PC06PZ	24	95ALF10401	71	ABTP1	64	APPR212	29	APXC3434	7
69PC06PZRB	24	95ALF10501	71	ABTP112	64	APPR234	29	APXC3450PK	7
69PC07PZ	24	95ALF20301	71	ABTP114	64	APPR30012	29	APXC3838	7
69PFRT	59	95ALF20401	71	ABTP12	64	APPR30034	29	APXCM4PTO	26
69PTBJ0010C	23	95ALF20501	71	ABTP34	64	APPR3410	29	APXCM6PTO	26
69PTKANG143	23	ABTC1	61	ABTT1	63	APPR50012	29	APXCPVC12	7
69PTKC001	24	ABTC1114	61	ABTT112	63	APPR50034	29	APXCPVC34	7
69PTKD0009	23	ABTC112	61	ABTT114	63	APPR512	29	APXCR12100JR	19
69PTKG1096	23	ABTC114	61	ABTT12	63	APPR534	29	APXCR12100PK	19
69PTKH00143	23	ABTC12	61	ABTT34	63	APPW1001	31	APXCR1210PK	19
69PTKH0014C	23	ABTC125PK	61	AF45E2PK	75	APPW10012	30	APXCR1225PK	19
69PTKH0014SS	23	ABTC134	61	AF90E2PK	75	APPW10034	31	APXCR1250PK	19
69PTKH0015K	23	ABTC15PK	61	AFDOSCOMP	74	APPW101	31	APXCR125PK	19

Part #	Page	Part #	Page	Part #	Page	Part #	Page	Part #	Page
APXCR12LT	19	APXMA1212	10	APXT341234	11	EPPR10012	45	EPXE11	36
APXCR12LTJR	19	APXMA1225JR	10	APXT3425JR	11	EPPR10012S	45	EPXE1210PK	36
APXCR15PK	19	APXMA1234	10	APXT343412	11	EPPR1001S	45	EPXE1212	36
APXCR34100JR	19	APXMA1250PK	10	APXT3434125PK	11	EPPR10034	45	EPXE1234	36
APXCR34100PK	19	APXMA125PK	10	APXT3450PK	11	EPPR10034S	45	EPXE3410PK	36
APXCR3410PK	19	APXMA134	10	APXT38	11	EPPR3001	45	EPXE3434	36
APXCR3425PK	19	APXMA341	10	APXTALON	21	EPPR30012	45	EPXFA1	37
APXCR34LT	19	APXMA3412	10	APXTALON40JR	21	EPPR30012S	45	EPXFA1210PK	36
APXCR34LTJR	19	APXMA3425JR	10	APXV11	12	EPPR30034	45	EPXFA1212	36
APXCR3810PK	19	APXMA3434	10	APXV1212	12	EPPR30034S	45	EPXFA1234	37
APXCSST18	14, 76	APXMA34345PK	10	APXV12T	12	EPPW100012	46	EPXFA12345PK	37
APXCSST1834	14, 76	APXMA3450PK	10	APXV12WD	12	EPPW100034	46	EPXFA12S	36
APXDEE12	8	APXMA3812	10	APXV3434	12	EPPW1001	46	EPXFA341	37
APXDEE34	8	APXMBEND12	21	APXV34T	12	EPPW10012	45	EPXFA3410PK	37
APXDEE3412	8	APXMBEND34	21	APXV34WD	12	EPPW10034	46	EPXFA3412	37
APXDET12	12	APXME12	9	APXVA1214C	13, 74	EPPW101	46	EPXFA34125PK	37
APXDET34	12	APXME1234	9	APXVA123838C	13	EPPW1012	45	EPXFA3434	37
APXE11	8	APXME34	9	APXVA1238C	13	EPPW1034	46	EPXFA34S	37
APXE12	8	APXMS1212	10	APXVA1238C20JR	13	EPPW201	46	EPXFE12S	36
APXE121210PK	8	APXMS121210PK	10	APXVA1238C6JR	13	EPPW2012	45	EPXFS1210PK	37
APXE1234	8	APXMS3434	11	APXVS1214C	13, 74	EPPW2034	46	EPXFS1212	37
APXE1240JR	8	APXMSA11	11	APXVS1238C	13	EPPW3001	46	EPXFS1234	37
APXE1250PK	8	APXMT12	12	APXVS1238C20JR	13	EPPW30012	46	EPXFS341	37
APXE3410PK	8	APXMT34	12	APXVS1238C6JR	13	EPPW30034	46	EPXFS3434	37
APXE3425JR	8	APXMV34S	13	APXVT121238	13, 74	EPPW5001	46	EPXFS345PK	37
APXE3434	8	APXP12	12	CPVCDEE12	5	EPPW50012	46	EPXFA11	37
APXE3450PK	8	APXP125PK	12	CPVCFA1	5	EPPW50034	46	EPXHEAD1	43
APXFA11	9	APXP34	12	CPVCFA12	5	EPPW51	46	EPXHEAD12	43
APXFA1212	9	APXPRV34WG	13	CPVCFA34	5	EPPW512	46	EPXHEAD34	43
APXFA12125PK	9	APXPV1238A	13	CPVCMA1	5	EPPW534	46	EPXIMT1214	42, 74
APXFA1225JR	9	APXPV1238S	13	CPVCMA12	5	EPXBC1212	35	EPXM2PTO	41
APXFA1234	9	APXSCV1234	13	CPVCMA34	5	EPXBC125PK	35	EPXM3PT	41
APXFA3412	9	APXSCV3434	13	ELMA1	3	EPXBC3434	35	EPXM3PTO	41
APXFA3425JR	9	APXSOBAR	20	ELMA12	3	EPXBC345PK	35	EPXM4PT	41
APXFA3434	9	APXSOBEND2PK	21	ELMA126JR	3	EPXBOXIM	42, 74	EPXM4PTO	41
APXFA34B1F	9, 26	APXSTP	14	ELMA34	3	EPXBOXWM	42, 75	EPXM4PTO1	41
APXFAE1212	8	APXSTUB8	14	ELME1	3	EPXC11	35	EPXM6PT	41
APXFB1212S	9	APXSTUB8WE	14	ELME12	3	EPXC1210PK	35	EPXMA11	38
APXFF1212S	12, 26	APXSUSCLAMP	21	ELME126JR	3	EPXC1212	35	EPXMA1210PK	38
APXFF3434S	9	APXSUSCLAMP34	21	ELME34	3	EPXC1234	35	EPXMA1212	38
APXFS1210PK	9	APXSUSCLAMP34	21	EPPB1001	45	EPXC12345PK	35	EPXMA1234	38
APXFS1212	9	APXT11	11	EPPB10012	45	EPXC341	35	EPXMA134	38
APXFS1240JR	9	APXT1112	11	EPPB10012S	45	EPXC3410PK	35	EPXMA341	38
APXFS3430JR	10	APXT1134	11	EPPB1001S	45	EPXC3434	35	EPXMA3410PK	38
APXFS3434	10	APXT12	11	EPPB10034	45	EPXCPVC12	35	EPXMA3412	38
APXFSA11	10	APXT1210PK	11	EPPB10034S	45	EPXCPVC34	35	EPXMA3434	38
APXFSE12	8	APXT121234	11	EPPB3001	45	EPXCSST18	42, 76	EPXME1212	36
APXFSE34	8	APXT1225JR	11	EPPB30012	45	EPXDDEE12	36	EPXME125PK	36
APXGHV1234	12	APXT1250PK	11	EPPB30012S	45	EPXDDEE34	36	EPXMS1210PK	38
APXJH1210PK	21	APXT34	11	EPPB30034	45	EPXDDEE3412	36	EPXMS1212	38
APXJH3410PK	21	APXT3410PK	11	EPPB30034S	45	EPXDET12	39	EPXMS1234	38
APXMA11	10	APXT341212	11	EPPR1001	45	EPXDET34	39	EPXMS341	38

# Index

Part #	Page	Part #	Page	Part #	Page	Part #	Page	Part #	Page
EPXMS3410PK	38	EPXV34T	42	FSBCAP124PK	54	FSBFE12	51	FSBT126JR	52
EPXMS3434	38	EPXV34WD	42	FSBCAP126JR	54	FSBGV1234	56	FSBT12SL	53
EPXMSA11	38	EPXVA1214C	43	FSBCAP12WD	54	FSBGV3434	56	FSBT12SLCTS	53
EPXMSA115PK	38	EPXVA1238C	43	FSBCAP34	54	FSBIPSC1	49	FSBT12SLF	53
EPXPAC1110PK	40	EPXVS1214C	43	FSBCAP346JR	54	FSBIPSC12	49	FSBT12STR	53
EPXPAC1210PK	40	EPXVS123838C	43	FSBCAP34WD	54	FSBIPSC1SL	49	FSBT14	52
EPXPAC341	40	EPXVS1238C	43	FSBCAP38	54	FSBIPSC34	49	FSBT34	52
EPXPAC3410PK	40	EPXVT123838C	43	FSBCSST34F18	57, 77	FSBIPSC34SL	49	FSBT341212	52
EPXPAC3412	40	FSBBOXIM	58, 74	FSBCSST34F24	57, 77	FSBIPSDC3PK	59	FSBT341234	52
EPXPAE1210PK	40	FSBBOXIMWH	58, 74	FSBCV12	56	FSBIPDMA12	52	FSBT343412	52
EPXPAE15PK	40	FSBBOXWM	58, 75	FSBCV34	56	FSBIPDMA34	52	FSBT3434CTS34	53
EPXPAE3410PK	40	FSBBOXWMWH	58, 75	FSBDC1	59	FSBIPSSSTEM1	49	FSBT3434IPS34	53
EPXPAM1210PK	40	FSBBS12P18	57	FSBDC12	59	FSBIPSSSTEM12	49	FSBT34F	54
EPXPAP110PK	41	FSBBS34F12	57, 76	FSBDC14	59	FSBIPSSSTEM34	49	FSBT34SL	53
EPXPAP1210PK	41	FSBBS34F15	57, 76	FSBDC34	59	FSBM2PTC	58	FSBT34SLF	53
EPXPAP3410PK	41	FSBBS34F18	57, 76	FSBDC38	59	FSBM2PTO	58	FSBT34STR	53
EPXPAT1210PK	40	FSBBS34F18BV	57, 76	FSBDEE12	50	FSBM3PTO	58	FSBT38	52
EPXPAT15PK	40	FSBBS34F24	57, 76	FSBDEE12P	50	FSBM3PTOV2	58	FSBTA141438C	58
EPXPAT3410PK	40	FSBBS34P18	57	FSBDEE34P	50	FSBMA1	52	FSBTANKKIT	57
EPXPAT341212	40	FSBBS34P1F24	57, 75	FSBDEE3812	50	FSBMA12	51	FSBTANKTEE	54
EPXPAT343412	40	FSBBV1	54	FSBDG	59	FSBMA1234	52	FSBTWG34	57
EPXPRV34WG	43	FSBBV12	54	FSBDT12	59	FSBMA126JR	51	FSBVA1212M	55
EPXPVC34	35	FSBBV12DE	54	FSBDT34	59	FSBMA134	52	FSBVA1214	55
EPXS1225PK	43	FSBBV12F	54	FSBDVO1238C	56	FSBMA1412	51	FSBVA1214C	55
EPXS125PK	43	FSBBV12SL	55	FSBDVS1238C	56	FSBMA34	52	FSBVA1238C	55
EPXS3425PK	43	FSBBV12TX	55	FSBDWE1434	61	FSBMA3412	52	FSBVA1238C6JR	55
EPXSCV1234	43	FSBBV1TX	55	FSBE1	50	FSBMA3812	51	FSBVS1212M	56
EPXSTUBWE12	42	FSBBV312	55	FSBE12	50	FSBME12	51	FSBVS1214	55
EPXSTUBWE34	42	FSBBV334	55	FSBE1245	50	FSBME1238	51	FSBVS1214C	55
EPXT11	39	FSBBV34	54	FSBE124PK	50	FSBME1438	51	FSBVS1238C	55
EPXT1112	39	FSBBV34DE	54	FSBE126JR	50	FSBPBC12	49	FSBVS1238C6JR	55
EPXT1134	39	FSBBV34F	54	FSBE12STR	50	FSBPBC34	49	FSBVT121214C	56
EPXT12	39	FSBBV34SL	55	FSBE12V	50	FSBPRV34	56	FSBVT121238C	56
EPXT1210PK	39	FSBBV34TX	55	FSBE34	50	FSBPRV34SL	56	FSBVT343414C	56
EPXT121234	39	FSBC1	48	FSBE3412	50	FSBPRV34WG	56	FSBWHKIT	57
EPXT34	39	FSBC12	48	FSBE3445	50	FSBSCV1234	56	FSBWMAV	56, 75
EPXT341212	39	FSBC1238	48	FSBE346JR	50	FSBSCV3434	56	FSBWMSV	56, 75
EPXT341234	39	FSBC124PK	48	FSBE34STR	50	FSBSHOWKIT	57	PLTL82	24
EPXT343412	39	FSBC126JR	48	FSBE34V	50	FSBSLA1	49	PLTL83	24
EPXT3434125PK	39	FSBC12SL	48	FSBE38	50	FSBSLA12	49	POLYBIC1	65
EPXT345PK	39	FSBC12SLEZ	48	FSBFA1	51	FSBSLA34	49	POLYBIC34	65
EPXTOOL	43	FSBC134	48	FSBFA12	51	FSBSTUB8	57	POLYBIM1	65
EPXTOOLKIT	43	FSBC14	48	FSBFA1234	51	FSBSV12WD	55	POLYBIM34	65
EPXV1	42	FSBC15L	48	FSBFA124PK	51	FSBSV34WD	55	POLYPC110PK	65
EPXV12	42	FSBC34	48	FSBFA126JR	51	FSBT1	53	POLYPC11410PK	65
EPXV12M	42	FSBC3412	48	FSBFA1412	51	FSBT1134	53	POLYPC1210PK	65
EPXV12S	42	FSBC346JR	48	FSBFA34	51	FSBT11CTS1	53	POLYPC3410PK	65
EPXV12T	42	FSBC34SL	48	FSBFA3812	51	FSBT11IPS1	53	POLYPBK	65
EPXV12WD	42	FSBC34SLEZ	48	FSBFAU14	57	FSBT12	52	POLYRPM1	64
EPXV34	42	FSBC38	48	FSBFAU1412	58	FSBT121238	52	POLYRPM114	64
EPXV34M	42	FSBCAP1	54	FSBFAU1438	57	FSBT1212CTS12	53	POLYV1	64
EPXV34S	42	FSBCAP12	54	FSBFAU1478	58	FSBT1212IPS12	53	POLYV12	64

Part #	Page	Part #	Page
POLYV34	64	PXPC3425PK	20
PROTC118	24	PXPC3810PK	20
PROTC2	24	PXPRO12100JR	20
PXBEND12	21	PXPRO1210PK	20
PXBEND34	21	PXPRO34100JR	20
PXPA2PTC	26	PXPRO3410PK	20
PXPA2PTO	26	PXSS1210PK	20
PXPA4PTC	26	PXSS1225PK	20
PXPA4PTO	26	PXSS3410PK	20
PXPA6PTO	26	PXSS3425PK	20
PXPAC115PK	16	SPRC34	67
PXPAC12100JR	16	SPRCAP34	67
PXPAC125PK	16	SPRE34	67
PXPAC34125PK	16	SPRFLX12341	67
PXPAC3415PK	16	SPRFLX123434	67
PXPAC3450JR	16	SPRMA34	67
PXPAC345PK	16	SPRT34	67
PXPAE115PK	16	WHBS34F12	76
PXPAE12345PK	16	WHBS34F18	76
PXPAE125PK	16	WHBS34F24	76
PXPAE1265JR	16	WHBS34F7818	76
PXPAE3430JR	16	WHC34F24V2	76
PXPAE345PK	16	WHC34F34S18V2	76
PXPAP121255PK	16	WHCOMP12C34M	77
PXPAP125PK	16	WHCOMP34	77
PXPAM1240JR	17	WHCSST1F18	76
PXPAM125PK	17	WHCSST34F24	76
PXPAM34125PK	17	WHCSST34P1F24	76
PXPAM3425JR	17		
PXPAM345PK	17		
PXPAME125PK	16		
PXPAP12100JR	17		
PXPAP125PK	17		
PXPAP345PK	17		
PXPAP3490JR	17		
PXPAT1212345PK	17		
PXPAT1240JR	17		
PXPAT125PK	17		
PXPAT3412125PK	17		
PXPAT3412345PK	17		
PXPAT3420JR	17		
PXPAT3434125PK	17		
PXPAT345PK	17		
PXPC110PK	20		
PXPC12100JR	20		
PXPC12100PK	20		
PXPC1210PK	20		
PXPC1225PK	20		
PXPC15PK	20		
PXPC34100JR	20		
PXPC34100PK	20		
PXPC3410PK	20		

*Thank you!*

On behalf of Apollo Retail,  
we wish to thank you for purchasing our products.

If you have questions, comments, complaints,  
praises to sing, ah-ha moments, or  
TV show recommendations, our real-life  
Customer Service team is awaiting your call or email.

We would love to hear from you soon.

**Toll Free: 1.888.229.2874**

**Website: [www.apolloflow.com](http://www.apolloflow.com)**

**APOLLO**



@APOLLORETAILONLINE



@APOLLORETAIL  
@APOLLOPEX  
@TECTITEBYAPOLLO

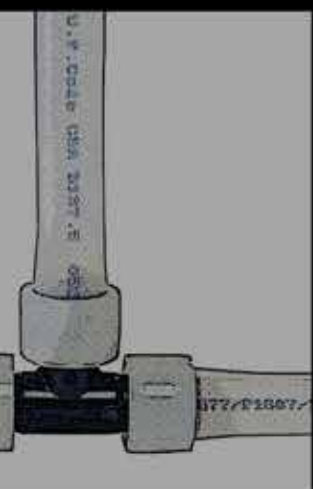
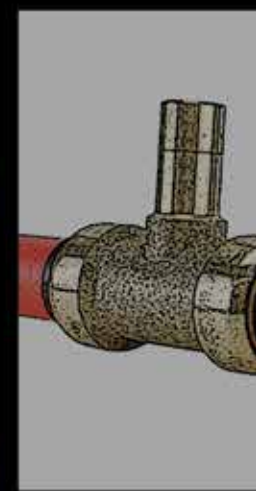
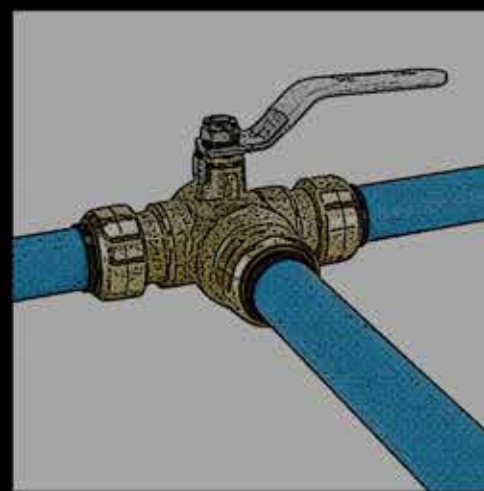

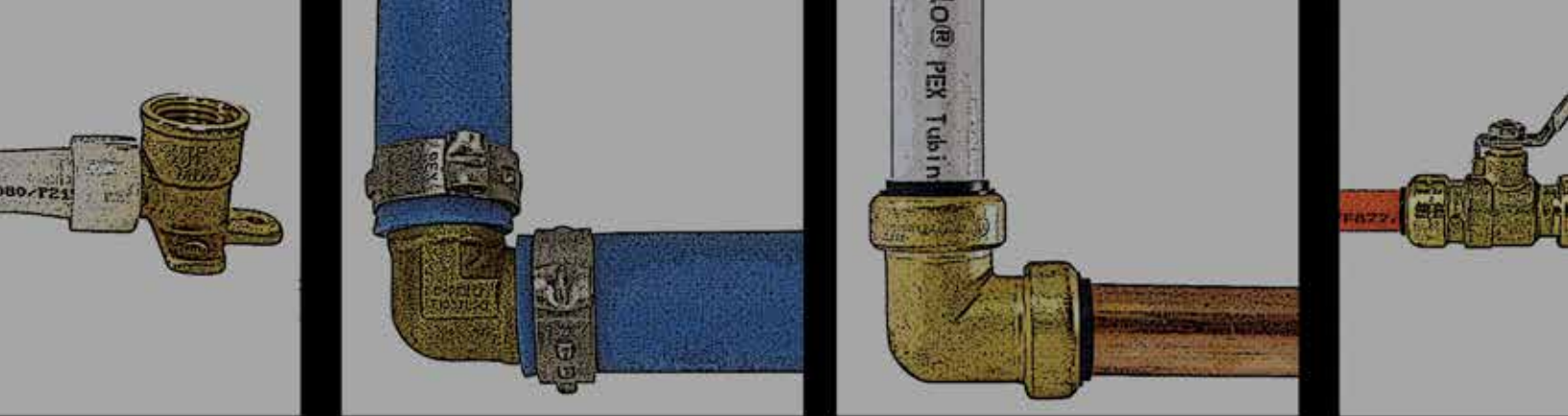



@APOLLORETAIL  
@APOLLOPEX  
@TECTITEBYAPOLLO



@APOLLORETAIL  
@APOLLOPEX  
@TECTITEBYAPOLLO





  
**MOSACK GROUP**  
 701 Matthews Mint Hill Road  
 Matthews, NC 28105  
  
**1-888-229-2874**  
**www.apolloflow.com**  
  
 ApolloRetailCatalog-01/24/2020

