

SUBMITTAL SHEET

PEX
Brass Fittings

Apollo® PEX Brass Fittings are used for making junctions or directional changes with PEX pipe constructed potable water systems.

All Apollo® PEX Brass Fittings comply with the U.S. Safe Water Drinking Act (SDWA) and the 2011 U.S. Reduction of Lead in Drinking Water Act by containing equal to or less than 0.25% lead.

All Apollo® PEX Brass Fittings have barb ends unless otherwise noted. Apollo® PEX Brass Fittings can be used with Apollo® brand PEX-A or PEX-B pipe.

Specifications:

Use Apollo® PEX Brass Fittings with Apollo® PEX pipe and fasten to pipe using Apollo® Crimp Rings, Apollo® Pinch Clamps, or Apollo® Crimp Sleeves with Apollo® PEX Tools. Follow all instructions included with Apollo® tools, fittings, and fasteners.


Approvals:

- ASTM F877 and F1807 Conformance - Third Party Certified
- NSF 14 and 61
- IAPMO
- CSA B137.5


Installation:

Squarely cut PEX pipe to desired length. Slide crimp ring or pinch clamp over end of pipe. Slide pipe over fitting until it touches the shoulder of the fitting. Slide the crimp ring 1/8"-1/4" from the end of the pipe and over the fitting ribs closest to the end of the fitting. Position the tool and compress completely according to tool instructions. Check crimp ring compression with a Go/No-Go Gauge.

Job Name:	
Job Location:	
Engineer:	
Contractor:	
Tag:	
PO Number:	
Representative:	




Couplings




Part Number	Description	H	W	D	Wt (lbs)
APXC3838	3/8" x 3/8"	0.500	1.500	0.500	0.230
APXC1238	1/2" x 3/8"	0.625	1.375	0.625	0.280
APXC1212	1/2" x 1/2"	0.625	1.375	0.625	0.330
APXC1234	3/4" x 1/2"	0.875	1.500	0.875	0.102
APXC3434	3/4" x 3/4"	1.000	1.500	1.000	0.102
APXC341	1" x 3/4"	1.250	1.750	1.250	0.134
APXC11	1" x 1"	1.375	1.875	1.375	0.095
APXBC1212	1/2" x 1/2" PB	0.500	1.500	0.500	0.058
APXBC3434	3/4" x 3/4" PB	0.875	1.500	0.875	0.140
APXCPVC12	1/2" x 1/2" CPVC	0.875	2.000	0.875	0.059
APXCPVC34	3/4" x 3/4" CPVC	1.250	2.250	1.250	0.109

Male Adapters




Part Number	Description	H	W	D	Wt (lbs)
APXMA3812	3/8" x 1/2" MPT	1.000	1.438	1.000	0.072
APXMA1212	1/2" x 1/2" MPT	1.120	1.500	1.120	0.081
APXMA1234	3/4" x 1/2" MPT	1.125	1.500	0.875	0.121
APXMA3412	1/2" x 3/4" MPT	1.500	1.625	1.250	0.152
APXMA3434	3/4" x 3/4" MPT	1.375	1.750	1.375	0.171
APXMA341	3/4" x 1" MPT	1.500	1.750	1.50	0.208
APXMA134	1" x 3/4" MPT	1.625	1.250	1.625	0.116
APXMA11	1" x 1" MPT	1.625	1.875	1.625	0.223
APXMS1212	1/2" x 1/2" MS	0.625	1.375	0.625	0.090
APXMS3434	3/4" x 3/4" MS	1.000	1.500	1.000	0.079
APXMSA11	1" x 1" MS	1.125	1.875	1.125	0.130

Elbows




Part Number	Description	H	W	D	Wt (lbs)
APXE12	1/2" x 1/2"	1.250	1.250	0.500	0.046
APXE1234	3/4" x 1/2"	1.500	1.375	0.875	0.109
APXE3434	3/4" x 3/4"	1.500	1.500	0.750	0.134
APXE11	1" x 1"	2.125	2.125	1.00	0.196
APXDEE12	1/2" x 1/2" FPT Drop Ear	1.125	2.500	1.875	0.180
APXDEE3412	3/4" x 1/2" FPT Drop Ear	2.250	2.000	1.375	0.203
APXDEE34	3/4" x 3/4" FPT Drop Ear	2.250	1.875	1.625	0.247
APXFAE1212	1/2" x 1/2" FPT Swivel	1.625	1.750	1.375	0.084
APXME12	1/2" x 1/2" MPT	1.125	0.750	1.500	0.056
APXME1234	1/2" x 3/4" MPT	1.250	1.000	1.625	0.088
APXME34	3/4" x 3/4" MPT	1.500	1.000	1.625	0.109

Tees




Part Number	Description	H	W	D	Wt (lbs)
APXT38	3/8" x 3/8" x 3/8"	1.125	1.875	0.375	0.096
APXT12	1/2" x 1/2" x 1/2"	1.250	2.000	0.500	0.060
APXT121234	1/2" x 1/2" x 3/4"	1.375	2.125	0.750	0.078
APXT341212	3/4" x 1/2" x 1/2"	1.510	2.125	0.750	0.084
APXT341234	3/4" x 1/2" x 3/4"	1.500	2.125	0.750	0.870
APXT343412	3/4" x 3/4" x 1/2"	1.500	2.000	0.750	0.089
APXT34	3/4" x 3/4" x 3/4"	1.500	2.250	0.750	0.104
APXT1112	1" x 1" x 1/2"	1.750	2.625	0.875	0.156
APXT1134	1" x 1" x 3/4"	1.750	2.625	0.875	0.156
APXT11	1" x 1" x 1"	1.875	2.875	0.875	0.194

Female Adapters



Part Number	Description	H	W	D	Wt (lbs)
APXFA1212	1/2" x 1/2" FPT	1.000	1.500	1.000	0.090
APXFA1234	1/2" x 3/4" FPT	1.375	1.375	1.375	0.128
APXFA3412	3/4" x 1/2" FPT	1.063	1.063	1.375	0.084
APXFA3434	3/4" x 3/4" FPT	1.375	1.375	1.375	0.140
APXFA34B1F	3/4" x 1" FPT	1.500	1.625	1.500	0.237
APXFA11	1" x 1" FPT	1.750	1.875	1.750	0.334
APXFS1212	1/2" x 1/2" FS	1.500	1.375	1.500	0.046
APXFS3434	3/4" x 3/4" FS	1.000	1.625	1.000	0.134
APXFA11	1" x 1" FS	1.125	1.875	1.125	0.160
APXFB1212S	1/2" x 1/2" FPT Swivel	1.500	1.500	1.500	0.052
APXFF3434S	3/4" x 3/4" FPT Swivel	1.250	1.375	1.250	0.125

Test Plugs



Part Number	Description	H	W	D	Wt (lbs)
APXP12	1/2"	0.625	0.875	0.625	0.045
APXP34	3/4"	0.875	1.000	0.875	0.077
APXP1	1"	1.125	1.250	1.125	0.141