



The Clearest Choice® in Wiper Blades.

2016

Heavy Duty Wiper Blades Specification Chart

Tableau des spécifications de balais
d'essuie-glace pour véhicules lourds

Cuadro de especificaciones de hojas
de limpiaparabrisas de servicio pesado



www.ANCOWipers.com

 **FEDERAL-MOGUL**
MOTORPARTS



9mm J-Hook



Length (in)	Beam		Hybrid	Conventional		Winter	
	Contour®	Profile®	Transform®	AeroVantage®	31-Series	Winter Extreme™	30-Series
10				91-10	31-10		
11				91-11	31-11		30-11
12				91-12	31-12		
13				91-13	31-13		30-13
14	C-14-UB	A-14-M	T-14-UB	91-14	31-14	WX-14-UB	
15	C-15-UB	A-15-M		91-15	31-15		30-15
16	C-16-UB	A-16-M	T-16-UB	91-16	31-16	WX-16-UB	30-16
17	C-17-UB	A-17-M	T-17-UB	91-17	31-17	WX-17-UB	
18	C-18-UB	A-18-M	T-18-UB	91-18	31-18	WX-18-UB	30-18
19	C-19-UB	A-19-M	T-19-UB	91-19	31-19	WX-19-UB	
20	C-20-UB	A-20-M	T-20-UB	91-20	31-20	WX-20-UB	30-20
21	C-21-UB	A-21-M	T-21-UB	91-21	31-21	WX-21-UB	
22	C-22-UB	A-22-M	T-22-UB	91-22	31-22	WX-22-UB	30-22
24	C-24-UB	A-24-M	T-24-UB	91-24	31-24	WX-24-UB	30-24
26	C-26-UB	A-26-M	T-26-UB	91-26	31-26	WX-26-UB	
28	C-28-UB	A-28-M	T-28-UB	91-28	31-28	WX-28-UB	
30		A-30-M †					
32	22-32						

Pinch Tab & 22mm Bayonet



Length (in)	Beam		Winter
	Contour®	Profile®	Winter Extreme™
14		A-14-M	
15	C-15-0E	A-15-M	WX-15-0E
16		A-16-M	
17	C-17-0E	A-17-M	WX-17-0E
18	C-18-0E	A-18-M	WX-18-0E
19	C-19-0E	A-19-M	WX-19-0E
20	C-20-0E	A-20-M	WX-20-0E
21	C-21-0E	A-21-M	WX-21-0E
22	C-22-0E	A-22-M	WX-22-0E
24	C-24-0E	A-24-M	WX-24-0E
26	C-26-0E	A-26-M	WX-26-0E
28	C-28-0E	A-28-M	WX-28-0E
30		A-30-M †	

3/16" Side Pin



Length (in)	Beam		Winter			
	Contour®	Profile®	AeroVantage®	31-Series	Winter Extreme™	30-Series
10			91-10	31-10		
11			91-11	31-11		30-11
12			91-12	31-12		
13			91-13	31-13		30-13
14	C-14-UB	A-14-M	91-14	31-14	WX-14-UB	
15	C-15-UB	A-15-M	91-15	31-15		30-15
16	C-16-UB	A-16-M	91-16	31-16	WX-16-UB	30-16
17	C-17-UB	A-17-M	91-17	31-17	WX-17-UB	
18	C-18-UB	A-18-M	91-18	31-18	WX-18-UB	30-18
19	C-19-UB	A-19-M	91-19	31-19		
20		A-20-M	91-20			30-20
21		A-21-M				
22		A-22-M				

1/4" Side Pin



Length (in)	Beam		Conventional		Winter		Heavy Duty Clear Flex	
	Contour®	Profile®	AeroVantage®	31-Series	Winter Extreme™	30-Series	Metal	Black
17		A-17-M						
18		A-18-M						
19		A-19-M			WX-19-UB			
20	C-20-UB	A-20-M	91-20	31-20	WX-20-UB	30-20	52-28	57-40
21	C-21-UB	A-21-M	91-21	31-21	WX-21-UB			
22	C-22-UB	A-22-M	91-22	31-22	WX-22-UB	30-22	57-22	
24	C-24-UB	A-24-M	91-24	31-24	WX-24-UB	30-24		52-24
26	C-26-UB	A-26-M	91-26		WX-26-UB			
28	C-28-UB	A-28-M	91-28		WX-28-UB			

0.20" (5mm) & 0.25" (6.4mm) Saddle



Length (in)	FLAT / CURVED WINDSHIELD			FLAT WINDSHIELD			
	Clear-Flex		Winter (59-Series)	Ten-Edge			
	Stainless	Black	* HYCAR	Black	Stainless	Black	* HYCAR
6					51-06		
7					51-07		
8					51-08		
9					51-09		
10	52-10	57-05			51-10		
11					51-11		54-11
12	52-12	57-06	55-12		51-12		
13				59-13	51-13	57-23	54-13
14	52-14	57-04			51-14	57-24	54-14
15		52-15		59-15	51-15	57-25	54-15
16	52-16	57-08	55-16	59-16	51-16	57-26	54-16
17					51-17		
18	52-18**	57-09**	55-18	59-18	51-18	57-28	54-18
19					51-19		
20	52-20	57-10	55-20		51-20	57-30	54-20
21					51-21		
22					51-22		

**For Applications with Highly Curved Windshields, such as those found on Ford Louisville and Kenworth AeroCab Series Trucks, use 57-01(Silver) and 57-18 (Black)

† - New Number - Check for Availability

12mm J Hook



Length (in)	Medium Duty
28	50-28HK †
32	50-32HK †

0.50" (13.2mm) Saddle



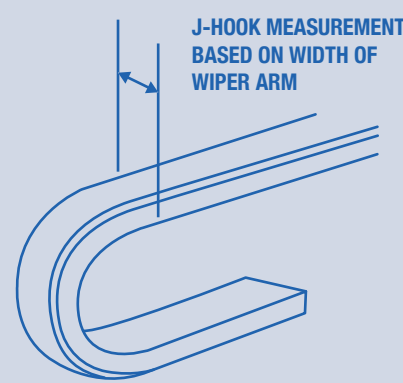
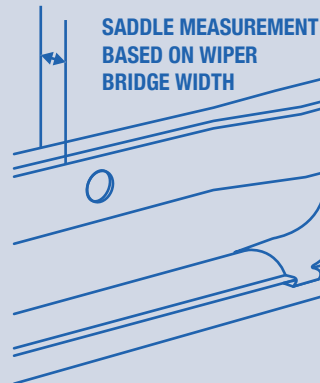
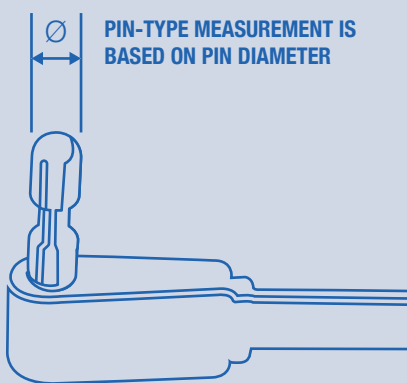
Length (in)	Clear-Flex		Winter (59-Series)
	Stainless	Black	Black
18			59-19
20			59-20
22		57-12	59-22
24		57-14	59-24
26	52-26	52-27	

0.535" (13.6mm) & 0.640" Saddle



Length (in)	Medium Duty
20	50-20
22	50-22
24	50-24
26	50-26
28	50-28
32	50-32

MEASURING TIPS



"HYCAR" synthetic rubber for use where wiping element comes in contact with petroleum based products.

CLEAR-FLEX WIPER BLADES



ANCO® Heavy Duty Blades have heavy duty construction throughout—for the toughest wiping jobs on trucks, buses, streetcars, locomotives, ships, and boats. (Bridge width: .250" w/spacer; .200" w/o spacer.)

TEN-EDGE WIPER BLADES



Ten-Edged Blades are nonrefillable and available in either high quality natural rubber or ANCO® "HYCAR" synthetic rubber for use only where wiping element comes in contact with petroleum based products.

HY-BRIDGE WIPER BLADES



This blade is designed for commercial vehicles with highly curved windshields such as Ford Louisville series trucks and Kenworth AeroCab series.

MEDIUM DUTY BLADES



Wiper blades for commercial vehicle applications. Extra heavy duty construction for wide saddles and 12mm J-Hook.

HEAVY DUTY WIPERS FOR PIN TYPE ARMS



The 52-28 & 57-40 are a special blade approved as original equipment on International XL-Series trucks. The 57-22 is fitted to Ford CL9000 trucks, International, Navistar Transtar II, XL-Series and Mack MH series trucks. Blade 57-40 is O.E. on Navistar 9600, 9700 and 5870 trucks. Blade 52-24 is O.E. on Freightliner FL series business class conventional trucks.

HEAVY DUTY WINTER BLADES



Super Heavy Duty wiping element to remove the heaviest rain, sleet, and snow. Riveted metal frame links for greater strength and a quality wipe. Rubber cover prevents ice and snow build-up in wiper super-structure for the best wipe in the most severe conditions.