




FUNCTIONAL
Products Catalog



For **90 years**, we've built our legacy on creating moments of **beauty** where they're least expected and believe that beautiful design starts with **meticulous** attention to detail.



CELEBRATING 90 YEARS



We've forged a reputation as **pioneers** in the cabinet hardware industry, **meticulously** designing products that inspire homeowners to express their personal style.

Our **experience** allows us to anticipate solutions, **thoughtfully** considering every detail and going to extraordinary lengths to deliver **excellence**.



CONTENTS

Functional Hardware

Self-Closing Hinges:

Wrap.....	4
Demountable.....	5
Face Mount.....	6
Concealed.....	10

Non Self-Closing Hinges:

Full Wrap.....	12
Partial Wrap.....	14
Face Mount.....	16
Miscellaneous.....	17

Catches	18
----------------------	----

Shelf Supports	20
-----------------------------	----

Replacement Screws	20
---------------------------------	----


Included Screws	21
------------------------------	----

Pack Type Definitions.....	22
----------------------------	-----------

Product Index.....	22
--------------------	-----------

HINGE FINISH OPTIONS

For your reference, we've created this compilation of the finishes featured throughout our Functional Catalog.



SELF-CLOSING, WRAP HINGES

9 FINISHES



Product finish and size may vary.

Product No.	Pack Type	Description	Product Detail in(mm)
(14) Nickel			
755014	BPR	Partial Wrap	1/2(13) Overlay
(G10) Satin Nickel			
7566G10	BPR	Partial Wrap	1/4(6) Overlay
7565G10	BPR		3/8(10) Inset
7550G10	BPR, CMR		1/2(13) Overlay
(WN) Weathered Nickel			
7565WN	BPR	Partial Wrap	3/8(10) Inset
7550WN	BPR		1/2(13) Overlay
(3) Polished Brass			
75503	BPR	Partial Wrap	1/2(13) Overlay
(BB) Burnished Brass			
A 7540BB	CMR	Full Wrap	1/2(13) Overlay
7566BB	CMR		1/4(6) Overlay
7565BB	BPR, CMR		3/8(10) Inset
7550BB	BPR, CMR		1/2(13) Overlay
(WI) Wrought Iron			
7550WI	BPR	Partial Wrap	1/2(13) Overlay
(ORB) Oil-Rubbed Bronze			
B 7566ORB	BPR	Partial Wrap	1/4(6) Overlay
C 7565ORB	BPR		3/8(10) Inset
D 7550ORB	BPR, CMR		1/2(13) Overlay
(W) White			
7550W	BPR	Partial Wrap	1/2(13) Overlay
(FB) Flat Black			
7550FB	BPR	Partial Wrap	1/2(13) Overlay

See page 21 for details about screws included with this product.
Pack Type: BP/BPR-Pairs, CM/CMR-Bulk

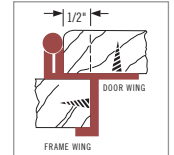
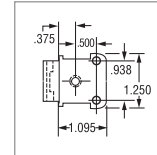
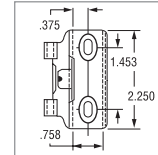


FULL WRAP

- Slotted holes on frame wing for easy adjustment
- Heavy-duty steel construction
- Dual-spring mechanism for quiet, consistent self-closing power



A
7540BB

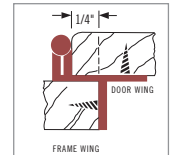
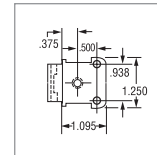
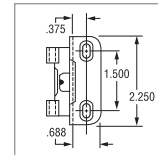


PARTIAL WRAP

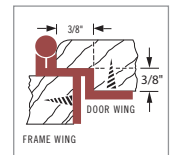
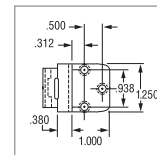
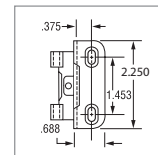
- Slotted holes on frame wing for easy adjustment
- Heavy-duty steel construction
- Dual-spring mechanism for quiet, consistent self-closing power



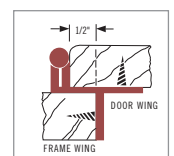
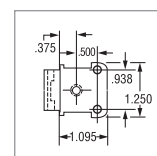
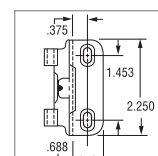
B
7566ORB



C
7565ORB



D
7550ORB



SELF-CLOSING, DEMOUNTABLE HINGES

7 FINISHES



14 G9 G10 AE BB ORB



W

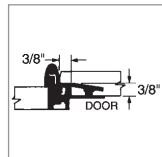
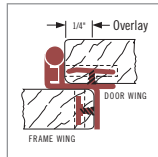
Product finish and size may vary by collection.

DOUBLE

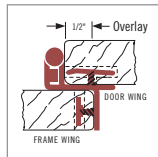
- Easy mounting - hinge slips into pre-routed slots
- Specially-angled clamps for reliable holding power
- Heavy-duty steel construction power
- Full 3-way adjustability
- Dual-spring mechanism for quiet, consistent self-closing power



A
8701G9



B
8700G9



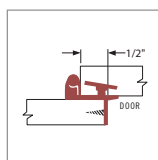
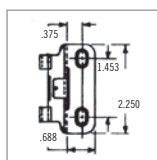
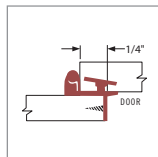
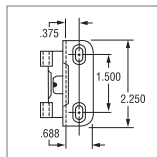
C
8704G9

SINGLE

- Slotted holes on frame wing for easy adjustment
- Specially-angled clamp for reliable holding power
- Heavy-duty steel construction power
- Dual-spring mechanism for quiet, consistent self-closing power



D
871514



E
871914

Product No.	Pack Type	Description	Product Detail in(mm)
(14) Nickel			
870414	CMR	Double	1/2(13) Overlay
D 871514	CMR	Single,	1/4(6) Overlay
E 871914		Partial Wrap	1/2(13) Overlay
(G9) Sterling Nickel			
A 8701G9	CMR	Double	1/4(6) Overlay
B 8700G9			3/8(10) Inset
C 8704G9			1/2(13) Overlay
(G10) Satin Nickel			
8701G10	BPR, CMR	Double	1/4(6) Overlay
8700G10			3/8(10) Inset
8704G10			1/2(13) Overlay
8719G10	BPR, CMR	Single, Partial Wrap	1/2(13) Overlay
(AE) Antique Brass			
8704AE	CMR	Double	1/2(13) Overlay
(BB) Burnished Brass			
8700BB	BPR	Double	3/8(10) Inset
8704BB	BPR, CMR		1/2(13) Overlay
8719BB	BPR, CMR	Single, Partial Wrap	1/2(13) Overlay
(ORB) Oil-Rubbed Bronze			
8701ORB	BPR, CMR	Double	1/4(6) Overlay
8700ORB			3/8(10) Inset
8704ORB			1/2(13) Overlay
8715ORB	BPR	Single,	1/4(6) Overlay
8719ORB	BPR, CMR	Partial Wrap	1/2(13) Overlay
(W) White			
8704W	CMR	Double	1/2(13) Overlay

See page 21 for details about screws included with this product.

Pack Type: BP/BPR-Pairs, CM/CMR-Bulk

SELF-CLOSING, FACE MOUNT HINGES

15 FINISHES



14 26 G9 G10 AS WN



3 AE BB AC WI ORB



W BK FB

Product finish and size may vary.

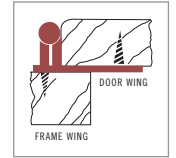
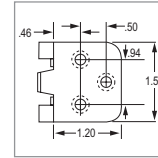
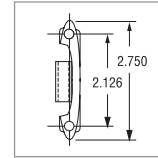


A
3429G10

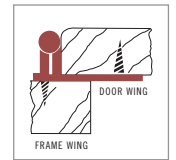
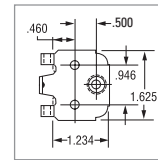
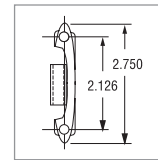


FACE MOUNT

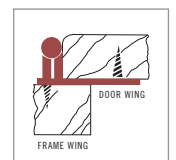
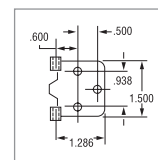
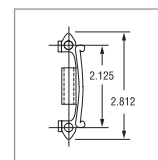
- Choice of decorative door wing styles and hole patterns
- Variety of decorative frame wing styles
- Dual-spring mechanism for quiet, consistent self-closing power



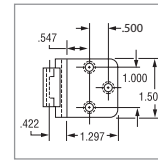
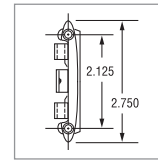
B
7139G10



C
7329G10



D
763026



Product No.	Pack Type	Description	Product Detail in(mm)
(14) Nickel			
713914	BP, CM	Face Mount	Variable Overlay
(26) Polished Chrome			
342926	BPR, CMR	Face Mount	Variable Overlay
762926	BPR		
D 763026	BPR	Face Mount	Variable Overlay Reverse Bevel
(G9) Sterling Nickel			
7329G9	BPR	Face Mount	Variable Overlay
(G10) Satin Nickel			
A 3429G10	BPR	Face Mount	Variable Overlay
B 7139G10	CM		
C 7329G10	BPR		
7629G10	BPR		
(AS) Antique Silver			
3429AS	BPR	Face Mount	Variable Overlay
(WN) Weathered Nickel			
3429WN	BPR	Face Mount	Variable Overlay
(3) Polished Brass			
34293	BPR	Face Mount	Variable Overlay
71393	CM		

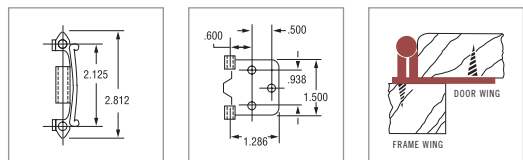
This collection is also found on page 7.

See page 21 for details about screws included with this product.

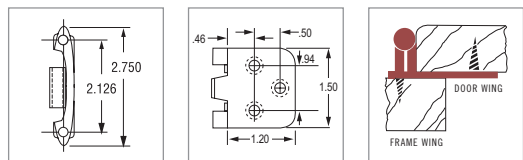
Pack Type: BP/BPR-Pairs, CM/CMR-Bulk

SELF-CLOSING, FACE MOUNT HINGES

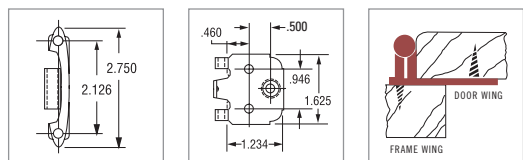
15 FINISHES



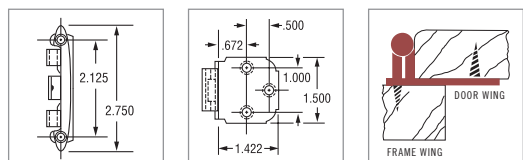
A
7329ORB



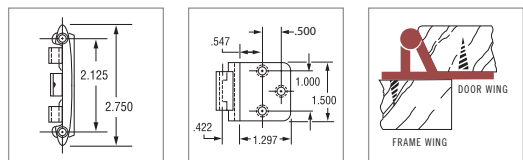
B
3429BB



C
7139BB



D
7629BB



E
7630BB



14 26 G9 G10 AS WN



3 AE BB AC WI ORB



W BK FB

Product finish and size may vary.

Product No.	Pack Type	Description	Product Detail in(mm)
(AE) Antique Brass			
3429AE	BPR	Face Mount	Variable Overlay
7629AE	BPR	Face Mount	Variable Overlay Reverse Bevel
7630AE	BPR	Face Mount	Variable Overlay Reverse Bevel
(BB) Burnished Brass			
B 3429BB	BPR	Face Mount	Variable Overlay
C 7139BB	CM, D		
D 7629BB	BPR		
E 7630BB	BPR	Face Mount	Variable Overlay Reverse Bevel
(AC) Antique Copper			
7630AC	BPR	Face Mount	Variable Overlay Reverse Bevel
(WI) Wrought Iron			
7139WI	BP	Face Mount	Variable Overlay
(ORB) Oil-Rubbed Bronze			
3429ORB	BPR	Face Mount	Variable Overlay
7139ORB	CM		
A 7329ORB	BPR		
7629ORB	BPR		
(W) White			
3429W	BPR	Face Mount	Variable Overlay
(BK) Black			
3429BK	BPR	Face Mount	Variable Overlay
7139BK	BP		
(FB) Flat Black			
3429FB	BPR	Face Mount	Variable Overlay

This collection is also found on page 6.

See page 21 for details about screws included with this product.

Pack Type: BP/BPR-Pairs, CM/CMR-Bulk, D/DR-Bulk

SELF-CLOSING, FACE MOUNT HINGES

14 FINISHES



26 G9 G10 AS WN 3



AE BB AC WI ORB W



BK FB

Product finish and size may vary.

Product No.	Pack Type	Description	Product Detail in(mm)
(26) Polished Chrome			
342826	BPR	Face Mount	3/8(10) Inset
762826	BPR		
792826	BPR		
(G9) Sterling Nickel			
3428G9	BPR	Face Mount	3/8(10) Inset
(G10) Satin Nickel			
3428G10	BPR	Face Mount	3/8(10) Inset
7128G10	CM		
B 7928G10	BPR		
(AS) Antique Silver			
3428AS	BPR	Face Mount	3/8(10) Inset
(WN) Weathered Nickel			
3428WN	BPR	Face Mount	3/8(10) Inset
(3) Polished Brass			
34283	BPR	Face Mount	3/8(10) Inset
(AE) Antique Brass			
7328AE	BPR	Face Mount	3/8(10) Inset
7628AE	BPR, CMR		
7928AE	BPR, CMR		
(BB) Burnished Brass			
A 3428BB	BPR	Face Mount	3/8(10) Inset
C 7128BB	CM		
D 7628BB	BPR		

This collection is also found on page 9.

See page 21 for details about screws included with this product.

Pack Type: BP/BPR-Pairs, CM/CMR-Bulk

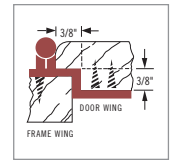
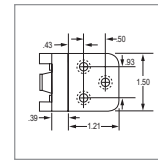
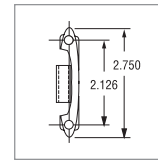


A
3428BB

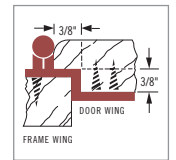
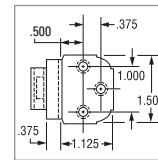
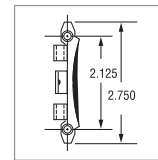


FACE MOUNT


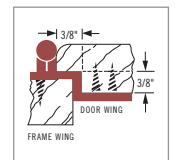
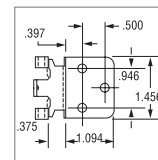
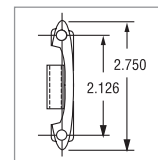
- Choice of decorative door wing styles and hole patterns
- Variety of decorative frame wing styles
- Dual-spring mechanism for quiet, consistent self-closing power



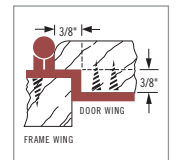
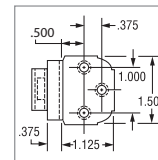
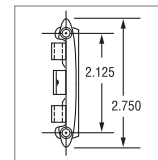
B
7928G10



C
7128BB



D
7628BB



SELF-CLOSING, FACE MOUNT HINGES

14 FINISHES



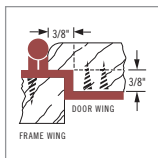
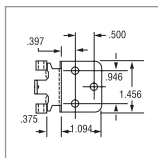
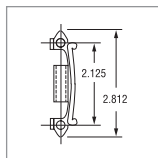
26 G9 G10 AS WN 3



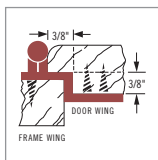
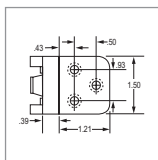
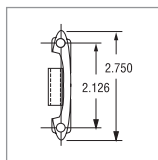
AE BB AC WI ORB W



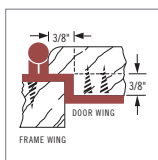
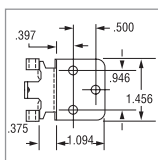
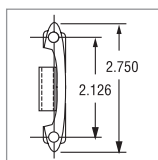
BK FB



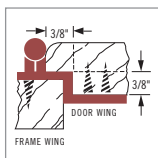
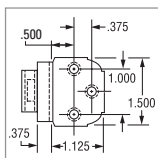
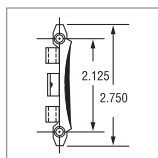
A
7328AC



B
3428ORB



C
7128ORB



D
7928ORB

Product finish and size may vary.

Product No.	Pack Type	Description	Product Detail in(mm)
(AC) Antique Copper			
A 7328AC	BPR	Face Mount	3/8(10) Inset
(WI) Wrought Iron			
3428WI	BPR	Face Mount	3/8(10) Inset
(ORB) Oil-Rubbed Bronze			
B 3428ORB	BPR	Face Mount	3/8(10) Inset
C 7128ORB	CM		
D 7928ORB	BPR		
(W) White			
3428W	BPR	Face Mount	3/8(10) Inset
(BK) Black			
3428BK	BPR	Face Mount	3/8(10) Inset
7128BK	BP		
(FB) Flat Black			
3428FB	BPR	Face Mount	3/8(10) Inset

This collection is also found on page 8.

See page 21 for details about screws included with this product.

Pack Type: BP/BPR-Pairs, CM/CMR-Bulk

SELF-CLOSING, CONCEALED HINGES

1 FINISH



14


Product finish and size may vary.



A
2811C1314

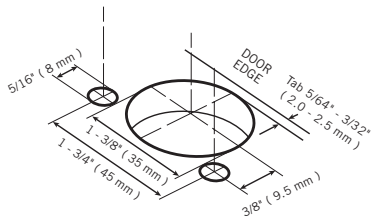
MATRIX™

- Horizontal adjustment +/- 1/16in(2mm)
- Vertical adjustment +/- 1/16in(2mm)
- Full wrap for 3/4in(19mm) frame
- In-out adjustment +/- 1/16in(2mm)

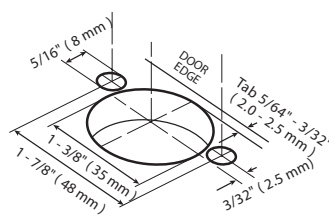


B
2911J2314

1-3/4in(45mm) Hole Pattern




1-7/8in(48mm) Hole Pattern



Product No.	Pack Type	Description	Overlay in(mm)	Hole Pattern in(mm)	Cup Depth in(mm)	Opening Angle	Adjustment
(14) Nickel							
A 2811C1314	BP	Matrix™	1-1/4(32)	1-3/4(45)	1/2(13)	105°	2-Way
2811H1314	BP		1/4(6)	1-3/4(45)	1/2(13)		
2811I1214	BP		3/8(10)	1-7/8(48)	1/2(13)		
2811J2314	BP		1/2(13)	1-3/4(45)	7/16(11)		
B 2911J2314	D	Matrix™	1/2(13)	1-3/4(45)	7/16(11)	105°	3-Way
C 4611A14	BP	Frameless	Full Overlay	1-3/4(45)	7/16 (11)	110°	3-Way
D 4613D14	BP	Frameless	Full Inset	1-3/4(45)	7/16 (11)	110°	3-Way

See page 21 for details about screws included with this product.

Pack Type: BP/BPR-Pairs, D/DR-Bulk



C
4611A14

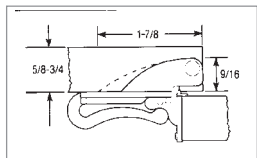


D
4613D14

SELF-CLOSING, CONCEALED HINGES

MARATHON®

- Horizontal adjustment +/- 1/16in(2mm)
- Vertical adjustment +/- 1/16in(2mm)
- Locating tabs allow quick positioning on frame
- High-strength steel frame wing for 1/2in(13mm) overlay
- Full 180° opening
- Cuts should be made with a #6 dado 9/32in(7mm) width



A
2606BB



B
2606W

2 FINISHES



BB W

Product finish and size may vary.

Product No.	Pack Type	Description	Product Detail in(mm)
(BB) Burnished Brass			
A 2606BB	CMR	Marathon®, Partial Wrap	1/2(13) Overlay
(W) White			
B 2606W	CMR	Marathon®, Partial Wrap	1/2(13) Overlay

See page 21 for details about screws included with this product.

Pack Type: CM/CMR-Bulk

NON SELF-CLOSING, FULL WRAP HINGES

8 FINISHES



14 G9 G10 AE WI ORB



DAE FB

Product finish and size may vary.

Product No.	Pack Type	Description	Product Detail in(mm)
(14) Nickel			
G 3175TB14	PK	Full Inset, Ball Tip	3/4(19) Door Thickness
(G9) Sterling Nickel			
A 3175TBG9	CM, PK	Full Inset, Ball Tip	3/4(19) Door Thickness
B 3175TMG9	CM, PK	Full Inset, Minaret Tip	3/4(19) Door Thickness
(G10) Satin Nickel			
E 3175TBG10	PK	Full Inset, Ball Tip	3/4(19) Door Thickness
F 3175TMG10	PK	Full Inset, Minaret Tip	3/4(19) Door Thickness
(AE) Antique Brass			
C 3175TBAE	PK	Full Inset, Ball Tip	3/4(19) Door Thickness
D 3175TMAE	CM, PK	Full Inset, Minaret Tip	3/4(19) Door Thickness

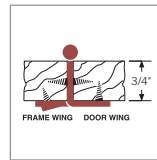
This collection is also found on page 13.

See page 21 for details about screws included with this product.

Pack Type: CM-Bulk, PK-Individual Unit



A
3175TBG9



FULL WRAP

- Horizontal adjustment +/- 1/16in(2mm)
- Vertical adjustment +/- 1/16in(2mm)
- Patented angled set-screw hole
- Decorative pin



B
3175TMG9



C
3175TBAE



D
3175TMAE



E
3175TBG10



F
3175TMG10



G
3175TB14

NON SELF-CLOSING, FULL WRAP HINGES

8 FINISHES



Product finish and size may vary.



A
3175TBWI



B
3175TMWI



C
3175TBORB



D
3175TMORB



E
3175TBDAE



F
3175TMDAE



G
3175TBFB



H
3175TMFB

Product No.	Pack Type	Description	Product Detail in(mm)
(WI) Wrought Iron			
A 3175TBWI	CM, PK	Full Inset, Ball Tip	3/4(19) Door Thickness
B 3175TMWI	CM, PK	Full Inset, Minaret Tip	3/4(19) Door Thickness
(ORB) Oil-Rubbed Bronze			
C 3175TBORB	PK	Full Inset, Ball Tip	3/4(19) Door Thickness
D 3175TMORB	PK	Full Inset, Minaret Tip	3/4(19) Door Thickness
(DAE) Dark Antique English			
E 3175TBDAE	CM, PK	Full Inset, Ball Tip	3/4(19) Door Thickness
F 3175TMDAE	CM, PK	Full Inset, Minaret Tip	3/4(19) Door Thickness
(FB) Flat Black			
G 3175TBFB	PK	Full Inset, Ball Tip	3/4(19) Door Thickness
H 3175TMFB	CM, PK	Full Inset, Minaret Tip	3/4(19) Door Thickness

This collection is also found on page 12.
 See page 21 for details about screws included with this product.
Pack Type: CM-Bulk, PK-Individual Unit

NON SELF-CLOSING, PARTIAL WRAP HINGES

9 FINISHES



14 G9 G10 PB AE WI



ORB DAE FB

Product finish and size may vary.

Product No.	Pack Type	Description	Product Detail in(mm)
(14) Nickel			
3180TB14	PK	Full Inset, Ball Tip	3/4(19) Door Thickness
3180TM14	PK	Full Inset, Minaret Tip	3/4(19) Door Thickness
(G9) Sterling Nickel			
A 3180TG9	PK	Full Inset	3/4(19) Door Thickness
B 3180TBG9	CM, PK	Full Inset, Ball Tip	3/4(19) Door Thickness
C 3180TMG9	CM, PK	Full Inset, Minaret Tip	3/4(19) Door Thickness
(G10) Satin Nickel			
D 3180TBG10	PK	Full Inset, Ball Tip	3/4(19) Door Thickness
E 3180TMG10	PK	Full Inset, Minaret Tip	3/4(19) Door Thick
(PB) Polished Brass			
F 3180BPPB	PK	Full Inset, Ball Tip	3/4(19) Door Thickness
G 3180MPB	PK	Full Inset, Minaret Tip	3/4(19) Door Thickness
(AE) Antique Brass			
3180TBAE	PK	Full Inset, Ball Tip	3/4(19) Door Thickness
3180TMAE	CM, PK	Full Inset, Minaret Tip	3/4(19) Door Thickness

This collection is also found on page 15.

See page 21 for details about screws included with this product.

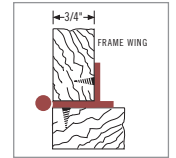
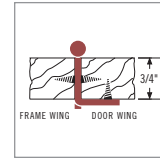
Pack Type: CM-Bulk, PK-Individual Unit



A
3180TG9

PARTIAL WRAP

- Horizontal adjustment +/- 1/16in(2mm)
- Vertical adjustment +/- 1/16in(2mm)
- Decorative pin



B
3180TBG9



C
3180TMG9



D
3180TBG10



E
3180TMG10




F
3180BPPB



G
3180MPB

NON SELF-CLOSING, PARTIAL WRAP HINGES

9 FINISHES



Product finish and size may vary.



A
3180TBWI



B
3180TMWI



C
3180TBORB



D
3180TMORB



E
3180TBDAE



F
3180TMDAE



G
3180TBFB



H
3180TMFB

Product No.	Pack Type	Description	Product Detail in(mm)
(WI) Wrought Iron			
A 3180TBWI	CM, PK	Full Inset, Ball Tip	3/4(19) Door Thickness
B 3180TMWI	CM, PK	Full Inset, Minaret Tip	3/4(19) Door Thickness
(ORB) Oil-Rubbed Bronze			
C 3180TBORB	PK	Full Inset, Ball Tip	3/4(19) Door Thickness
D 3180TMORB	PK	Full Inset, Minaret Tip	3/4(19) Door Thickness
(DAE) Dark Antique English			
E 3180TBDAE	CM, PK	Full Inset, Ball Tip	3/4(19) Door Thickness
F 3180TMDAE	CM, PK	Full Inset, Minaret Tip	3/4(19) Door Thickness
(FB) Flat Black			
G 3180TBFB	PK	Full Inset, Ball Tip	3/4(19) Door Thickness
H 3180TMFB	PK	Full Inset, Minaret Tip	3/4(19) Door Thickness

This collection is also found on page 14.

See page 21 for details about screws included with this product.

Pack Type: CM-Bulk, PK-Individual Unit

NON SELF-CLOSING, FACE MOUNT HINGES

5 FINISHES



26 G9 G10 3 ORB

Product finish and size may vary.

Product No.	Pack Type	Description	Product Detail in(mm)
(26) Polished Chrome			
B 341726	BPR	Face Mount	3/8(10) Inset
(G9) Sterling Nickel			
C 7678WNG9	DR	Face Mount	Variable Overlay
(G10) Satin Nickel			
A 3417G10	BPR	Face Mount	3/8(10) Inset
(3) Polished Brass			
D 76783 34173	BPR BPR	Face Mount	Variable Overlay 3/8(10) Inset
(ORB) Oil-Rubbed Bronze			
E 3417ORB	BPR	Face Mount	3/8(10) Inset

See page 21 for details about screws included with this product.

Pack Type: BP/BPR-Pairs, D/DR-Bulk



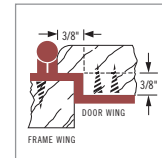
A
3417G10

FACE MOUNT

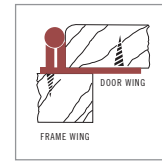
- Choice of door wing styles and hole patterns
- Choice of frame wing styles
- Heavy-duty steel construction



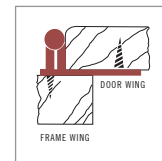
B
341726



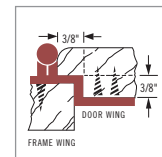
C
7678WNG9



D
76783



E
3417ORB



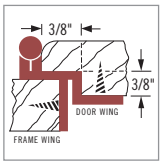
NON SELF-CLOSING, MISC. HINGES

4 FINISHES

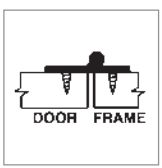


AC AE DAE CB

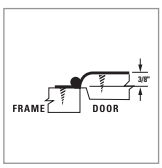
Product finish and size may vary.



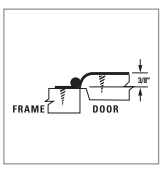
A
7687MAE



B
3404CB



C
3406AC



D
3406CB



E
2355AE

Product No.	Pack Type	Description	Product Detail in(mm)
(AC) Antique Copper			
C 3406AC	BPR	H-Type	3/8(10) Offset
(AE) Antique Brass			
E 2355AE	BPR, CMR	Butt	2(51) Joint, Minaret Tip
A 7687MAE	PKR	Adjustable	3/8(10) Inset
(DAE) Dark Antique English			
7687MDAE	PKR	Adjustable	3/8(10) Inset
(CB) Colonial Black			
B 3404CB	BPR	H-Type	Flush
D 3406CB	BPR		3/8(10) Offset

See page 21 for details about screws included with this product.
Pack Type: BP/BPR-Pairs, CM/CMR-Bulk, PKR-Pairs


MAGNETIC CATCHES

4 FINISHES



AL W PT AW

Product finish and size may vary.




Product No.	Pack Type	Pull Force lb(kg)	Length in(mm)	Width in(mm)	Projection in(mm)	Strike No.	Strike Dimension L x W x H in(mm)
(AL) Aluminum							
C 9783AL	BP, CM	5-11(2.3-5)	2-3/16(56)	1(25)	1/2(13)	1	1 x 3/4(25 x 19)
A 145	BP	—	2-5/16(59)	1-1/16(27)	11/16(17)	1	1 x 13/16(25 x 21)
D 33772AL	BP	—	3-1/2(89)	1(25)	1/2(13)	2	1-3/16 x 15/16(30 x 24)
(W) White							
9765FW	CM	5-11(2.3-5)	1-15/16(49)	3/4(19)	1/2(13)	1	1-1/8 x 7/16 x 3/4(29 x 11 x 19)
97653W	BP	—	—	—	—	3	1-1/8 x 7/8 x 3/4(29 x 22 x 19)
3473W	BP	5-11(2.3-5)	2(51)	1-1/8(29)	1/2(13)	1	1 x 3/4(25 x 19)
9793W	BP	6-12(2.7-5.4)	2(51)	3/4(19)	1/2(13)	1	1 x 3/4(25 x 19)
(PT) Tan							
9765FPT	CM	5-11(2.3-5)	1-15/16(49)	3/4(19)	1/2(13)	1	1-1/8 x 7/16 x 3/4(29 x 11 x 19)
I 9765PT	BP, CM	—	—	—	—	2	1-1/8 x 7/8 x 3/4(29 x 22 x 19)
97653PT	BP, CM	—	—	—	—	3	1-1/8 x 7/8 x 3/4(29 x 22 x 19)
J 144	BP	—	2(51)	1(25)	1/2(13)	1	1-1/16 x 15/16(27 x 24)
F 3473PT	BP	5-11(2.3-5)	2(51)	1-1/8(29)	1/2(13)	1	1 x 3/4(25 x 19)
G 9773PT	CM	5-11(2.3-5)	2(51)	1-1/8(29)	1/2(13)	1	1 x 3/4(25 x 19)
E 9793PT	BP, CM	6-12(2.7-5.4)	2(51)	3/4(19)	1/2(13)	1	1 x 3/4(25 x 19)
(AW) Wood Grain							
H 9753AW	BP	5-10(2.3-4.5)	2(51)	1-1/8(29)	5/8(16)	1	1-1/8 x 3/4(29 x 19)
B 9798AW	BP, CM	12-19(5.4-8.6)	2-1/16(52)	1(25)	7/8(22)	1	1 x 3/4(25 x 19)

See page 21 for details about screws included with this product.

Pack Type: BP-Individual Unit, CM-Bulk



MISCELLANEOUS CATCHES



5 FINISHES



2G 14 W BR DB

Product finish and size may vary.


Product No.	Pack Type	Product Detail	Pull Force lb(kg)	Length in(mm)	Width in(mm)	Proj. in(mm)	Strike No.	Strike Dimension L x W x H in(mm)
(2G) Zinc								
C 98232G	BP	Roller	—	1-1/2(38)	1-1/8(29)	5/8(16)	1	1-3/8 x 3/8 x 15/16(35 x 10 x 24)
9823B2G	CM		—	1-1/2(38)	1-1/8(29)	5/8(16)		1-3/8 x 3/8 x 15/16(35 x 10 x 24)
G 97452G	BP, CM	Flex Elbow	5-6(2.3-2.7)	2(51)	1-3/4(44)	7/8(22)	1	1-3/4 x 1/8 x 13/16(44 x 3 x 21)
B 36752G	BP, CM		—	1-1/8(29)	1-5/16(33)	1(25)		1 x 7/16(25 x 11)
I 34712G	BP	Friction	3-6(1.4-2.7)	1-5/16(33)	1-3/16(30)	1/2(13)	1	1-1/8 x 3/8 x 5/8(29 x 10 x 16)
F 9700A2G	CM			1-3/8(35)	1-3/16(30)	1/2(13)		1-1/4 x 3/8 x 5/8(32 x 10 x 16)
E 147	BP	Double Roller	—	1-1/16(27)	1-1/8(29)	7/16(11)	1	1-1/8 x 3/8 x 3/4(29 x 10 x 19)
D 143	BP		—	1-1/16(27)	1-1/8(29)	7/16(11)		1-5/16 x 3/8 x 5/8(33 x 10 x 16)
(14) Nickel								
H 347414	BP	Double Roller	5-6(2.3-2.7)	1(25)	1-1/16(27)	1/2(13)	1	1 x 11/16 x 3/8(25 x 17 x 10)
(W) White								
32301W	BP	Touch Latch	—	1-11/16(43)	2(51)	11/16(17)	1	1 x 13/16(25 x 21)
(BR) Brown								
A 32301BR	BP	Touch Latch	—	1-11/16(43)	2(51)	11/16(17)	1	1 x 13/16(25 x 21)
(DB) Distressed Brown								
J 8924DB	CM	Flush Mount	1-15/16(49)	1-15/16(49)	2(51)	7/8(22)	1	1-5/8 x 3/4 x 5/16(41 x 19 x 8)

See page 21 for details about screws included with this product.

Pack Type: BP-Individual Unit, CM-Bulk



C
98232G



D
143



E
147



F
9700A2G



G
97452G



H
347414



I
34712G



J
8924DB

SHELF SUPPORTS

3 FINISHES

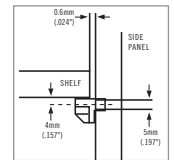
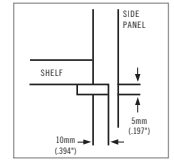


14 3 CL

Product finish and size may vary.

Product No.	Pack Type	Description	Product Detail in(mm)
(14) Nickel			
A 300114	CM	Shelf Support	13/16(21) LGTH
(3) Polished Brass			
B 30013	CM	Shelf Support	13/16(21) LGTH
(CL) Clear			
C 3002CL	CM	Shelf Support	3/8(10)

Pack Type: CM-Bulk



REPLACEMENT SCREWS

Product No.	Description	Size in(mm)
(2G) Zinc		
780272G	Machine Screw	#8-32 T.H. x 1(25)
780292G		#8-32 T.H. x 1-1/4(32)
780302G		#8-32 T.H. x 1-1/2(38)
790632G		#8-32 T.H. x 1-5/8(41)
780312G		#8-32 T.H. x 1-3/4(44)
773002G		#8-32 T.H. x 2(51)
(M26) Machine Chrome		
92555M26	Sheet Metal Screw	#5 F.H. x 1/2(13)
(G10) Satin Nickel		
92555G10	Sheet Metal Screw	#5 F.H. x 1/2(13)
92655G10		#6 F.H. x 1/2(13)
92657G10		#6 F.H. x 5/8(16)
91657G10		#6 O.H. x 5/8(16)

Product No.	Description	Size in(mm)
(BB) Burnished Brass		
92555BB	Sheet Metal Screw	#5 F.H. x 1/2(13)
91557BB		#5 O.H. x 5/8(16)
92655BB		#6 F.H. x 1/2(13)
92657BB		#6 F.H. x 5/8(16)
91657BB		#6 O.H. x 5/8(16)
94657BB		#6 T.H. x 5/8(16)
(M3) Machine Brass		
92555M3	Sheet Metal Screw	#5 F.H. x 1/2(13)
92655M3		#6 F.H. x 1/2(13)
92657M3		#6 F.H. x 5/8(16)
91657M3		#6 O.H. x 5/8(16)
(ORB) Oil-Rubbed Bronze		
92555ORB	Sheet Metal Screw	#5 F.H. x 1/2(13)
92655ORB		#6 F.H. x 1/2(13)
92657ORB		#6 F.H. x 5/8(16)
91657ORB		#6 O.H. x 5/8(16)

F.H.-Flat Head, O.H.-Oval Head, T.H.-Truss Head

INCLUDED SCREWS

HINGES

Profile No.	Screw Size in(mm)
Self-Closing, Wrap	
7540	
7566	(2) #6 F.H. x 5/8(16); (3) #5 F.H. x 1/2(13)
7550	
7565	(2) #6 F.H. x 5/8(16) ; (3) #6 O.H. x 5/8(16)
Self-Closing, Face Mount	
7139	
3429	(2) #6 O.H. x 5/8(16); (3) #6 F.H. x 1/2(13)
7629	
7329	(2) #5 O.H. x 5/8(16); (3) #5 F.H. x 1/2(13)
7630	
7328	(5) #5 O.H. x 5/8(16)
7928	
3428	
7128	(5) #6 O.H. x 5/8(16)
7628	
Self-Closing, Demountable	
8701	
8704	N/A
8700	
8715	
8719	(2) #6 F.H. x 5/8(16)
Non Self-Closing, Face Mount	
3417	(2) #5 O.H. x 5/8(16); (3) #5 F.H. x 1/2(13)
7678	(3) #5 F.H. x 1/2(13); (2) #5 O.H. x 5/8(16)
7687	(5) #6 O.H. x 5/8(16)
Non Self-Closing, Butt Hinge	
2355	(6) #6 F.H. x 5/8(16)
Non Self-Closing, H-Type	
3404	
3406	(4) #6 PY.H. x 5/8(16)
Non Self-Closing, Full Wrap	
3175TB	
3175TM	(3) #6 F.H. x 5/8(13); (4) #6 F.H. x 1/2(13)
Non Self-Closing, Partial Wrap	
3180TB	
3180TM	(2) #6 F.H. x 5/8(16); (4) #6 F.H. x 1/2(13)
3180T	

Profile No.	Screw Size in(mm)
Self-Closing, Concealed	
2911	
2811	(2) #10 T.H. x 3/4(19); (2) #5 F.H. x 1/2(13)
4613	
4611	(4) #6 F.H. x 5/8(16)
2606	(8) #6 T.H. x 5/8(16)

CATCHES

Profile No.	Screw Size in(mm)
Roller	
3474	(3) #6 T.H. x 1/2(13)
9823	(4) #6 T.H. x 1/2(13); (2) #18 x 1/2(33) Nail
9745	(4) #6 T.H. x 5/8(16); (1) #15 x 1/2(13) Nail
Magnetic	
33772	(2) #6 T.H. x 1/2(13); (2) #5 F.H. x 1/2(13)
9753	
3473	
9773	
9783	(2) #6 T.H. x 1/2(13); (1) #5 F.H. x 1/2(13)
9793	
9798	
9765	(4) #6 T.H. x 1/2(13); (1) #15 x 1/2(13) Nail
Touch	
32301	(2) #6 T.H. x 5/8(16); (1) #5 F.H. x 1/2(13)
Miscellaneous	
3471	
9700	(4) #6 T.H. x 1/2(13)
144	(2) #6 T.H. x 1/2(13); (1) #5 F.H. x 5/8(16)
145	(2) #6 T.H. x 1/2(13); (1) #6 F.H. x 1/2(13)
143	(3) #4 R.H. x 1/2(13); (4) #15 x 1/2(13) Nail
3675	(3) #5 R.H. x 1/2(13); (1) #15 x 5/8(16) Nail
147	(3) #6 T.H. x 1/2(13)

F.H.-Flat Head, O.H.-Oval Head, PY.H.-Pyramid Head,
R.H.-Round Head, T.H.-Truss Head

PACK TYPE DEFINITIONS

Pack Type	Description
Catch	
BP/BPR	Individually packaged catch with mounting hardware and strike plate(s).
CM/CMR	Bulk package of catches with mounting hardware and strike plates. Not packaged for individual resale.
Shelf Support	
CM	Bulk package of shelf supports only. Not packaged for individual resale.

Pack Type	Description
Hinge	
BP/BPR/PKR	Individually packaged hinge pair with mounting hardware. Pads included for self-closing only.
C/CMR	Bulk package of hinges with mounting hardware. Pads included for self-closing only. Not packaged for individual resale.
D/DR	Bulk package of hinges only. Not packaged for individual resale.
PK	Individually packaged hinge with mounting hardware.

PRODUCT INDEX

Part No.	Pg	Pack Type	Finish	Product Type	Product Detail in(mm)	LGTH/DIA in(mm)	Width in(mm)	Projection in(mm)	Base Material
143	19	Individual	Zinc	Catch	Double Roller	1-5/16 (33)	1-1/8 (29)	1/2 (13)	Steel
144	18	Individual	Tan	Catch	Magnetic	2 (51)	1 (25)	1/2 (13)	Plastic
BP145	18	Individual	Aluminum	Catch	Magnetic	2-5/16 (59)	1-1/16 (27)	11/16 (17)	Steel
147	19	Individual	Zinc	Catch	Double Roller	1-1/16 (27)	1-1/8 (29)	7/16 (11)	Steel
BPR2355AE	17	Pairs	Antique Brass	Hinge	2 (51) Joint, Minaret Tip	2-11/16 (68)	1-3/8 (35)	3/16 (5)	Steel
CMR2355AE		Bulk							
CMR2606BB	11	Bulk	Burnished Brass	Hinge	1/2 (13) Overlay	3-7/16 (87)	1-1/2 (38)	1-3/16 (30)	Steel
CMR2606W	11	Bulk	White						
BP2811C1314	10	Pairs	Nickel	Hinge	1-1/4 (32) Overlay	2-5/8 (67)	2-5/16 (59)	N/A	Steel
BP2811H1314	10	Pairs	Nickel	Hinge	1/4 (6) Overlay	2-1/2 (64)	2-5/16 (59)	N/A	Steel
BP2811I1214	10	Pairs	Nickel	Hinge	3/8 (10) Overlay	2-3/8 (60)	2-5/16 (59)	N/A	Steel
BP2811J2314	10	Pairs	Nickel	Hinge	1/2 (13) Overlay	2-3/8 (60)	2-5/16 (59)	N/A	Steel
D2911J2314	10	Bulk	Nickel	Hinge	1/2 (13) Overlay	2-1/2 (64)	2-5/16 (59)	N/A	Steel
CM30013	20	Bulk	Polished Brass	Shelf Support	3/4 (20)	13/16 (21)	3/16 (5)	13/16 (21)	Steel
CM300114	20	Bulk	Nickel						
CM3002CL	20	Bulk	Clear	Shelf Support	N/A	3/4 (19)	7/16 (11)	5/8 (16)	Steel
PK3175TB14	12	Individual	Nickel	Hinge	3/4 (19) Door Thick.	2-1/2 (64)	1-5/8 (41)	1/4 (6)	Steel
PK3175TBAE	12	Individual	Antique Brass						
CM3175TBDAE	13	Bulk	Dark Antique English						
PK3175TBDAE		Individual							
PK3175TBFB	13	Individual	Flat Black						
PK3175TBG10	12	Individual	Satin Nickel						
CM3175TBG9	12	Bulk	Sterling Nickel						
PK3175TBG9		Individual							
PK3175TBORB	13	Individual	Oil-Rubbed Bronze						
CM3175TBWI	13	Bulk	Wrought Iron						
PK3175TBWI		Individual							

PRODUCT INDEX

Part No.	Pg	Pack Type	Finish	Product Type	Product Detail in(mm)	LGTH/DIA in(mm)	Width in(mm)	Projection in(mm)	Base Material
CM3175TMAE	12	Bulk	Antique Brass	Hinge	3/4 (19) Door Thick.	2-7/8 (73)	1-5/8 (41)	1/4 (6)	Steel
PK3175TMAE		Individual							
CM3175TMDAE	13	Bulk	Dark Antique English						
PK3175TMDAE		Individual							
CM3175TMFB	13	Bulk	Flat Black						
PK3175TMFB		Individual							
PK3175TMG10	12	Individual	Satin Nickel						
CM3175TMG9	12	Bulk	Sterling Nickel						
PK3175TMG9		Individual							
PK3175TMORB	13	Individual	Oil-Rubbed Bronze						
CM3175TMWI	13	Bulk	Wrought Iron						
PK3175TMWI		Individual							
PK3180TG9	14	Individual	Sterling Nickel						
PK3180TB14	14	Individual	Nickel	Hinge	3/4 (19) Door Thick.	2-1/2 (64)	1 (25)	1/4 (6)	Steel
PK3180TBAE	14	Individual	Antique Brass						
CM3180TBDAE	15	Bulk	Dark Antique English						
PK3180TBDAE		Individual							
PK3180TBFB	15	Individual	Flat Black						
PK3180TBG10	14	Individual	Satin Nickel						
CM3180TBG9	14	Bulk	Sterling Nickel						
PK3180TBG9		Individual							
PK3180TBORB	15	Individual	Oil-Rubbed Bronze						
PK3180TBPB	14	Individual	Polished Brass						
CM3180TBWI	15	Bulk	Wrought Iron						
PK3180TBWI		Individual							
PK3180TM14	14	Individual	Nickel						
CM3180TMAE	14	Bulk	Antique Brass						
PK3180TMAE		Individual							
CM3180TMDAE	15	Bulk	Dark Antique English						
PK3180TMDAE		Individual							
PK3180TMFB	15	Individual	Flat Black						
PK3180TMG10	14	Individual	Satin Nickel						
CM3180TMG9	14	Bulk	Sterling Nickel						
PK3180TMG9		Individual							
PK3180TMORB	15	Individual	Oil-Rubbed Bronze						
PK3180TMPB	14	Individual	Polished Brass						
CM3180TMWI	15	Bulk	Wrought Iron						
PK3180TMWI		Individual							
BP32301BR	19	Individual	Brown	Catch	Touch	1-11/16 (43)	2 (51)	11/16 (17)	Plastic/Steel
BP32301W	19	Individual	White						
BP33772AL	18	Individual	Aluminum	Catch	Magnetic	3-1/2 (89)	1 (25)	1/2 (13)	Aluminum
BPR3404CB	17	Pairs	Colonial Black	Hinge	Flush Mount	3-1/2 (89)	1-1/2 (38)	1/4 (6)	Steel
BPR3406AC	17	Pairs	Antique Copper	Hinge	3/8 (10) Offset	3-1/2 (89)	1-5/8 (41)	1/2 (13)	Steel
BPR3406CB	17	Pairs	Colonial Black						
BPR34173	16	Pairs	Polished Brass	Hinge	3/8 (10) Inset	2-3/4 (70)	2 (51)	7/16 (11)	Steel
BPR341726	16	Pairs	Polished Chrome						
BPR3417G10	16	Pairs	Satin Nickel						
BPR3417ORB	16	Pairs	Oil-Rubbed Bronze						
BPR34283	8	Pairs	Polished Brass	Hinge	3/8 (10) Inset	2-3/4 (70)	2-1/4 (57)	5/8 (16)	Steel
BPR342826	8	Pairs	Polished Chrome						
BPR3428AS	8	Pairs	Antique Silver						
BPR3428BB	8	Pairs	Burnished Brass						
BPR3428BK	9	Pairs	Black						
BPR3428FB	9	Pairs	Flat Black						
BPR3428G10	8	Pairs	Satin Nickel						
BPR3428G9	8	Pairs	Sterling Nickel						
BPR3428ORB	9	Pairs	Oil-Rubbed Bronze						
BPR3428W	9	Pairs	White						
BPR3428WI	9	Pairs	Wrought Iron						
BPR3428WN	8	Pairs	Weathered Nickel						

PRODUCT INDEX

Part No.	Pg	Pack Type	Finish	Product Type	Product Detail in(mm)	LGTH/DIA in(mm)	Width in(mm)	Projection in(mm)	Base Material
BPR34293	6	Pairs	Polished Brass	Hinge	Variable Overlay	2-3/4 (70)	1-3/4 (44)	11/16 (18)	Steel
BPR342926	6	Pairs	Polished Chrome						
CMR342926		Bulk							
BPR3429AE	7	Pairs	Antique Brass						
BPR3429AS	6	Pairs	Antique Silver						
BPR3429BB	7	Pairs	Burnished Brass						
BPR3429BK	7	Pairs	Black						
BPR3429FB	7	Pairs	Flat Black						
BPR3429G10	6	Pairs	Satin Nickel						
BPR3429ORB	7	Pairs	Oil-Rubbed Bronze						
BPR3429W	7	Pairs	White						
BPR3429WN	6	Pairs	Weathered Nickel						
BP34712G	19	Individual	Zinc						
BP3473PT	18	Individual	Tan	Catch	Magnetic	2 (51)	1-1/8 (29)	1/2 (13)	Plastic
BP3473W	18	Individual	White						
BP347414	19	Individual	Nickel	Catch	Roller	1 (25)	1-1/16 (27)	1/2 (13)	Steel
BP36752G	19	Individual	Zinc	Catch	Flex Elbow	1-1/8 (29)	1-5/16 (33)	1 (25)	Steel
CM36752G		Bulk							
BP4611A14	10	Pairs	Nickel	Hinge	Full Overlay	2-9/16 (65)	2-7/16 (62)	1 (25)	Steel
BP4613D14	10	Pairs	Nickel	Hinge	Full Inset	2-1/2 (64)	2-7/16 (62)	1-1/2 (38)	Steel
CM7128BB	8	Bulk	Burnished Brass	Hinge	3/8 (10) Inset	2-3/4 (70)	2 (51)	5/8 (16)	Steel
BP7128BK	9	Pairs	Black						
CM7128G10	8	Bulk	Satin Nickel						
CM7128ORB	9	Bulk	Oil-Rubbed Bronze						
CM71393	6	Bulk	Polished Brass	Hinge	Variable Overlay	2-3/4 (70)	1-13/16 (46)	3/4 (19)	Steel
BP713914	6	Pairs	Nickel						
CM713914		Bulk							
CM7139BB	7	Bulk	Burnished Brass						
D7139BB		Bulk							
BP7139BK	7	Pairs	Black						
CM7139G10	6	Bulk	Satin Nickel						
CM7139ORB	7	Bulk	Oil-Rubbed Bronze						
BP7139WI	7	Pairs	Wrought Iron						
BPR7328AC	9	Pairs	Antique Copper						
BPR7328AE	8	Pairs	Antique Brass						
BPR7329G10	6	Pairs	Satin Nickel	Hinge	Variable Overlay	2-3/4 (70)	2 (51)	11/16 (18)	Steel
BPR7329G9	6	Pairs	Sterling Nickel						
BPR7329ORB	7	Pairs	Oil-Rubbed Bronze						
CMR7540BB	4	Bulk	Burnished Brass	Hinge	1/2 (13) Overlay	2-1/4 (57)	1-1/2 (38)	11/16 (18)	Steel
BPR75503	4	Pairs	Polished Brass	Hinge	1/2 (13) Overlay	2-1/4 (57)	1-1/2 (38)	11/16 (18)	Steel
BPR755014	4	Pairs	Nickel						
BPR7550BB	4	Pairs	Burnished Brass						
CMR7550BB		Bulk							
BPR7550FB	4	Pairs	Flat Black						
BPR7550G10	4	Pairs	Satin Nickel						
CMR7550G10		Bulk							
BPR7550ORB	4	Pairs	Oil-Rubbed Bronze						
CMR7550ORB		Bulk							
BPR7550W	4	Pairs	White						
BPR7550WI	4	Pairs	Wrought Iron						
BPR7550WN	4	Pairs	Weathered Nickel						

PRODUCT INDEX

Part No.	Pg	Pack Type	Finish	Product Type	Product Detail in(mm)	LGTH/DIA in(mm)	Width in(mm)	Projection in(mm)	Base Material						
BPR7565BB	4	Pairs	Burnished Brass	Hinge	3/8 (10) Inset	2-1/4 (57)	1-7/8 (48)	11/16 (18)	Steel						
CMR7565BB		Bulk													
BPR7565G10	4	Pairs	Satin Nickel												
BPR7565ORB	4	Pairs	Oil-Rubbed Bronze												
BPR7565WN	4	Pairs	Weathered Nickel												
CMR7566BB	4	Bulk	Burnished Brass	Hinge	1/4 (6) Overlay	2-1/4 (57)	1-1/2 (38)	11/16 (18)	Steel						
BPR7566G10	4	Pairs	Satin Nickel												
BPR7566ORB	4	Pairs	Oil-Rubbed Bronze												
BPR762826	8	Pairs	Polished Chrome	Hinge	3/8 (10) Inset	2-3/4 (70)	2 (51)	5/8 (16)	Steel						
BPR7628AE	8	Pairs	Antique Brass												
CMR7628AE		Bulk													
BPR7628BB	8	Pairs	Burnished Brass												
BPR762926	6	Pairs	Polished Chrome	Hinge	Variable Overlay	2-3/4 (70)	2 (51)	5/8 (16)	Steel						
BPR7629AE	7	Pairs	Antique Brass												
BPR7629BB	7	Pairs	Burnished Brass												
BPR7629G10	6	Pairs	Satin Nickel												
BPR7629ORB	7	Pairs	Oil-Rubbed Bronze												
BPR763026	6	Pairs	Polished Chrome	Hinge	Variable Overlay, Reverse Bevel	2-3/4 (70)	2 (51)	5/8 (16)	Steel						
BPR7630AC	7	Pairs	Antique Copper												
BPR7630AE	7	Pairs	Antique Brass												
BPR7630BB	7	Pairs	Burnished Brass												
BPR76783	16	Pairs	Polished Brass	Hinge	Variable Overlay	2-3/4 (70)	1-3/4 (44)	7/16 (11)	Steel						
DR7678WNG9	16	Bulk	Sterling Nickel												
PKR7687MAE	17	Pairs	Antique Brass	Hinge	3/8 (10) Inset	3-1/8 (79)	1-9/16 (40)	1/4 (6)	Steel						
PKR7687MDAE	17	Pairs	Dark Antique English												
BPR792826	8	Pairs	Polished Chrome	Hinge	3/8 (10) Inset	2-3/4 (70)	2-1/8 (54)	11/16 (18)	Steel						
BPR7928AE	8	Pairs	Antique Brass												
CMR7928AE		Bulk													
BPR7928G10	8	Pairs	Satin Nickel												
BPR7928ORB	9	Pairs	Oil-Rubbed Bronze												
BPR8700BB	5	Pairs	Burnished Brass	Hinge	3/8 (10) Inset	2-1/4 (57)	1-7/8 (48)	5/8 (16)	Steel						
BPR8700G10	5	Pairs	Satin Nickel												
CMR8700G10		Bulk													
CMR8700G9	5	Bulk	Sterling Nickel												
BPR8700ORB	5	Pairs	Oil-Rubbed Bronze												
CMR8700ORB		Bulk													
BPR8701G10	5	Pairs	Satin Nickel	Hinge	1/4 (6) Overlay	2-1/4 (57)	1-1/2 (38)	5/8 (16)	Steel						
CMR8701G10		Bulk													
CMR8701G9	5	Bulk	Sterling Nickel												
BPR8701ORB	5	Pairs	Oil-Rubbed Bronze												
CMR8701ORB		Bulk													
CMR870414	5	Bulk	Nickel	Hinge	1/2 (13) Overlay	2-1/4 (57)	1-1/2 (38)	5/8 (16)	Steel						
CMR8704AE	5	Bulk	Antique Brass												
BPR8704BB	5	Pairs	Burnished Brass												
CMR8704BB		Bulk													
BPR8704G10	5	Pairs	Satin Nickel												
CMR8704G10		Bulk													
CMR8704G9	5	Bulk	Sterling Nickel												
BPR8704ORB	5	Pairs	Oil-Rubbed Bronze												
CMR8704ORB		Bulk													
CMR8704W	5	Bulk	White												
CMR871514	5	Bulk	Nickel							Hinge	1/4 (6) Overlay	2-1/4 (57)	1-1/2 (38)	5/8 (16)	Steel
BPR8715ORB	5	Pairs	Oil-Rubbed Bronze												

PRODUCT INDEX

Part No.	Pg	Pack Type	Finish	Product Type	Product Detail in(mm)	LGTH/DIA in(mm)	Width in(mm)	Projection in(mm)	Base Material
CMR871914	5	Bulk	Nickel	Hinge	1/2 (13) Overlay	2-1/4 (57)	1-1/2 (38)	11/16 (18)	Steel
BPR8719BB	5	Pairs	Burnished Brass						
CMR8719BB		Bulk							
BPR8719G10	5	Pairs	Satin Nickel						
CMR8719G10		Bulk							
BPR8719ORB	5	Pairs	Oil-Rubbed Bronze						
CMR8719ORB		Bulk							
CM8924DB	19	Bulk	Distressed Brown	Catch	Flush Mount	1-15/16 (49)	2 (51)	7/8 (22)	Plastic
CM91557BB	20	Bulk	Burnished Brass	Screws	#5 O.H. x 5/8(16)	11/16 (17)	1/4 (6)	1/16 (2)	Steel
CM91657BB	20	Bulk	Burnished Brass	Screws	#6 O.H. x 5/8(16)	11/16 (17)	1/4 (6)	1/16 (2)	Steel
CM94657BB	20	Bulk	Burnished Brass	Screws	#6 T.H. x 5/8(16)	11/16 (17)	1/4 (6)	1/16 (2)	Steel
CM9700A2G	19	Bulk	Zinc	Catch	Flex Grip	1-3/8 (35)	1-3/16 (30)	1/2 (13)	Steel
BP97452G	19	Individual	Zinc	Catch	Roller	2 (51)	1-3/4 (44)	7/8 (22)	Steel
CM97452G		Bulk							
BP9753AW	18	Individual	Wood Grain	Catch	Magnetic	2 (51)	1-1/8 (29)	5/8 (16)	Aluminum
BP97653PT	18	Individual	Tan	Catch	Magnetic	1-15/16 (49)	3/4 (19)	1/2 (13)	Plastic
CM9765FPT	18	Bulk	Tan						
CM9765FW	18	Bulk	White						
BP9765PT	18	Individual	Tan						
CM9765PT		Bulk							
CM9773PT	18	Bulk	Tan						
BP9783AL	18	Individual	Aluminum	Catch	Magnetic	2-3/16 (56)	1 (25)	1/2 (13)	Aluminum
CM9783AL		Bulk							
BP9793PT	18	Individual	Tan	Catch	Magnetic	2 (51)	3/4 (19)	1/2 (13)	Plastic
CM9793PT		Bulk							
BP9793W	18	Individual	White	Catch	Magnetic	2-1/16 (52)	1 (25)	7/8 (22)	Aluminum
BP9798AW	18	Individual	Wood Grain						
CM9798AW		Bulk							
BP98232G	19	Individual	Zinc	Catch	Roller	1-1/2 (38)	1-1/8 (29)	5/8 (16)	Steel
CM9823B2G	19	Bulk							
CM773002G	20	Bulk	Zinc	Screws	#8-32 T.H. x 2(51)	2-1/8 (54)	3/8 (10)	1/8 (3)	Steel
CM780272G	20	Bulk	Zinc	Screws	#8-32 T.H. x 1(25)	1-1/8 (29)	3/8 (10)	1/8 (3)	Steel
CM780292G	20	Bulk	Zinc	Screws	#8-32 T.H. x 11/4(32)	1-3/8 (35)	3/8 (10)	1/8 (3)	Steel
CM780302G	20	Bulk	Zinc	Screws	#8-32 T.H. x 11/2(38)	1-5/8 (41)	3/8 (10)	1/8 (3)	Steel
BP780312G	20	Bulk	Zinc	Screws	#8-32 T.H. x 1 3/4(44)	1-7/8 (48)	3/8 (10)	1/8 (3)	Steel
CM780312G		Bulk							
CM790632G	20	Bulk	Zinc	Screws	#8-32 T.H. x 1 5/8(41)	1-3/4 (44)	3/8 (10)	1/8 (3)	Steel
CM91657G10	20	Bulk	Satin Nickel	Screws	#6 O.H. x 5/8(16)	11/16 (17)	1/4 (6)	1/16 (2)	Steel
CM91657M3	20	Bulk	Machine Brass						
CM91657ORB	20	Bulk	Oil-Rubbed Bronze						
CM92555BB	20	Bulk	Burnished Brass	Screws	#5 F.H. x 1/2(13)	1/2 (13)	1/4 (6)	N/A	Steel
CM92555G10	20	Bulk	Satin Nickel						
CM92555M26	20	Bulk	Machine Chrome						
CM92555M3	20	Bulk	Machine Brass						
CM92555ORB	20	Bulk	Oil-Rubbed Bronze						
CM92655BB	20	Bulk	Burnished Brass						
CM92655G10	20	Bulk	Satin Nickel						
CM92655M3	20	Bulk	Machine Brass						
CM92655ORB	20	Bulk	Oil-Rubbed Bronze						
CM92657BB	20	Bulk	Burnished Brass						
CM92657G10	20	Bulk	Satin Nickel						
CM92657M3	20	Bulk	Machine Brass						
CM92657ORB	20	Bulk	Oil-Rubbed Bronze						
BP97653W	18	Individual	White	Catch	Magnetic	1-15/16 (49)	3/4 (19)	1/2 (13)	Plastic

CELEBRATING 90 YEARS



— EST. 1928 —

CONTACT US

CUSTOMER SERVICE

10115 Kincey Ave, Suite 210
Huntersville, NC 28078

amerock.customersupport@amerock.com

P: 1-800-435-6959

F: 1-800-618-6733

Amerock.com

