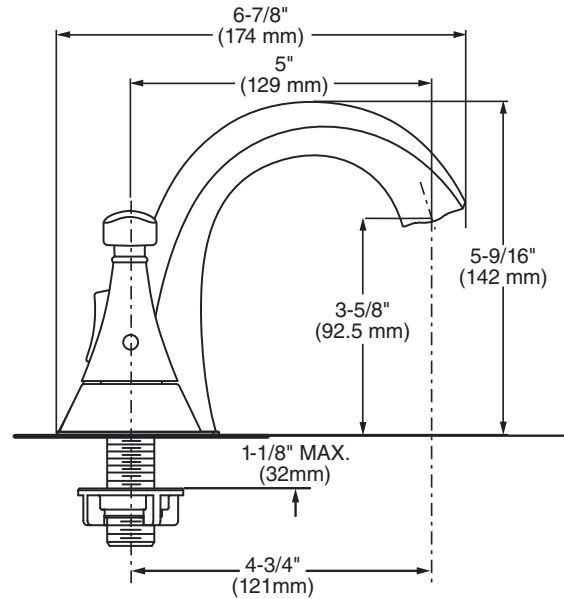


**MODEL NUMBER:**

- ☐ **7413201.002** Chrome finish. SKU# 1001-514-590.
- ☐ **7413201.295** Brushed Nickel finish. SKU# 1001-514-593.
- ☐ **7413201.278** Legacy Bronze finish. SKU# 1001-514-596.



**Beautiful & Tough**  
TARNISH, SCRATCH AND  
CORROSION RESISTANT FINISH



Reliable For Life



**Guaranteed Not To Leak**  
CERAMIC DISC VALVE



Reliable For Life



**Durable Solid Feel**  
METAL CONSTRUCTION



Reliable For Life

Effortless elegance, leading-edge style and thoughtful innovation combine to make American Standard faucets the perfect choice for those who are unwilling to sacrifice style for performance.

**GENERAL DESCRIPTION:**

Centerset lavatory faucet on 4" centers. 1/4 turn washerless ceramic disc valve cartridges. Durable non-metal water ways with one-half inch male inlet shanks. Metal body and metal lever handles. Drain body with 1-1/4 inch (32 mm) tail piece. 1.2 gpm/4.5 L/min. maximum flow rate.

**PRODUCT FEATURES:**

- Durable - Easy to clean.
- Ceramic Disc Valve Cartridges: Assures a lifetime of smooth handle operation and drip-free performance.
- Lead Free: Faucet contains ≤0.25% total lead content by weighted average.

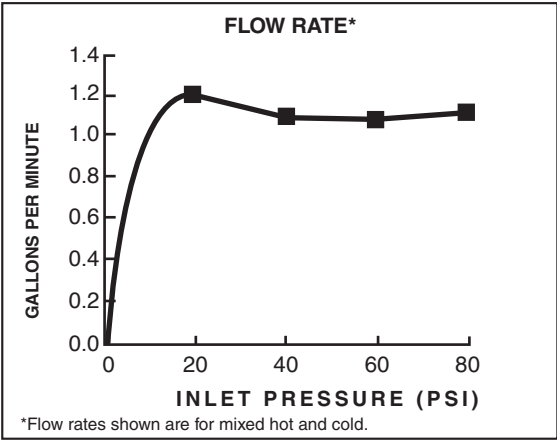
**SUGGESTED SPECIFICATION:**

Dual control centerpiece bath faucet shall feature metal spout. Shall also feature 1/4 turn washerless ceramic disc valve cartridges. Shall also feature a non-metal drain body. Fitting shall be American Standard Model # 7413201.002, SKU# 1001-514-590. Model # 7413201.295, SKU# 1001-514-593. Model # 7413201.278, SKU# 1001-514-596.

CODES AND STANDARDS

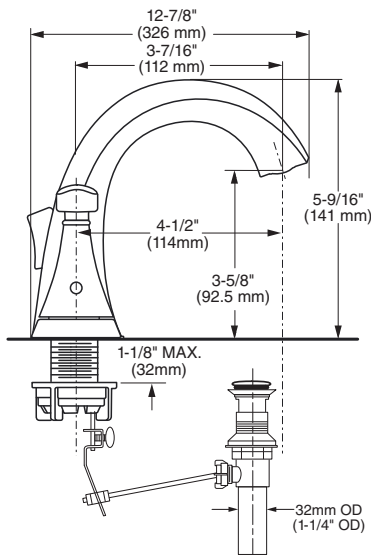
These products meet or exceed the following codes and standards:

- ANSI A117.1
- ASME A112.18.1
- CSA B125.1
- NSF 61/Section 9
- NSF 372



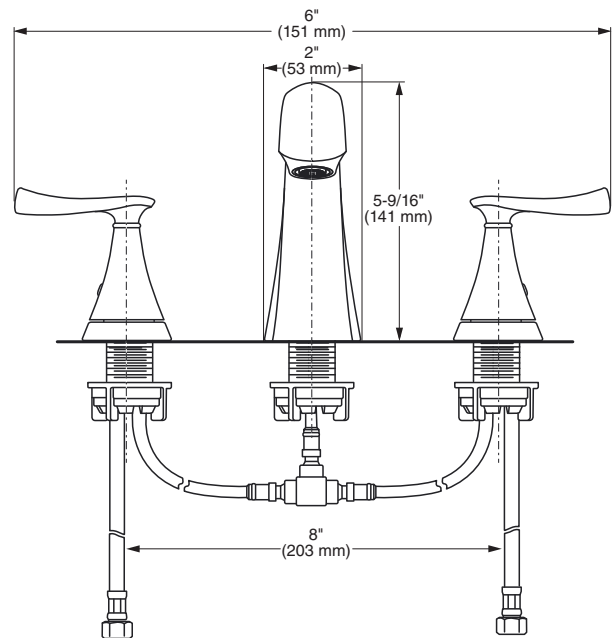
Product Number	Description
7413201.002	Centerset lavatory. Metal lever handles. Pop-up drain. Chrome finish. SKU #1001-514-590.
7413201.295	Centerset lavatory. Metal lever handles. Pop-up drain. Brushed Nickel finish. SKU #1001-514-593.
7413201.278	Centerset lavatory. Metal lever handles. Pop-up drain. Legacy Bronze finish. SKU #1001-514-596.

ADA Meets the American Disabilities Act Guidelines  
ANSI A117.1 Requirements for the physically challenged.



**MODEL NUMBER:**

- ☐ **7413801.002** Chrome finish. SKU# 1001-514-600.
- ☐ **7413801.295** Brushed Nickel finish. SKU# 1001-514-889.
- ☐ **7413801.278** Legacy Bronze finish. SKU# 1001-514-901.



Effortless elegance, leading-edge style and thoughtful innovation combine to make American Standard faucets the perfect choice for those who are unwilling to sacrifice style for performance.

**GENERAL DESCRIPTION:**

Non-metal valve bodies with reinforced brass sleeves and flexible hose connections for 6" to 12" (152 to 305 mm) installations. 1/4 turn washerless ceramic disc valve cartridges. Drain body with 1-1/4 inch (32 mm) tail piece. 1.2 gpm/4.5 L/min. maximum flow rate.

**PRODUCT FEATURES:**

- Speed Connect Installation System
  - Pre-assembled handles
  - Speed Connect Hoses
- Durable easy to clean.
- Ceramic Disc Valve Cartridges: Assures a lifetime of smooth handle operation and drip-free performance.
- Supply lines included.
- Lead Free: Faucet contains ≤0.25% total lead content
- Choice of Finishes: Chrome, Brushed Nickel or Legacy Bronze



**Easily Snaps Together for  
Watertight Connection**  
SPEED CONNECT® HOSES

Reliable For Life



**Pre-assembled Handles**  
JUST DROP-IN AND CONNECT

Reliable For Life



**Supply Lines Included**

Reliable For Life

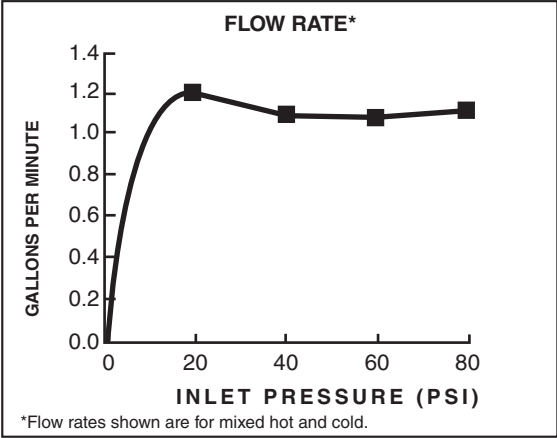
**SUGGESTED SPECIFICATION:**

2-Handle widespread bath faucet shall feature metal spout. Shall also feature 1/4 turn washerless ceramic disc valve cartridges. Shall also feature Speed Connect Installation System. Shall also feature a non-metal drain body. Fitting shall be American Standard Model # 7413801.002, SKU# 1001-514-600. Model # 7413801.295, SKU# 1001-514-889. Model # 7413801.278, SKU# 1001-514-901.

CODES AND STANDARDS

These products meet or exceed the following codes and standards:

- ANSI A117.1
- ASME A112.18.1
- CSA B125.1
- NSF 61/Section 9
- NSF 372



Product Number	Description
7413801.002	Widespread lavatory. Metal lever handles. Pop-up drain. Chrome finish. SKU #1001-514-600.
7413801.295	Widespread lavatory. Metal lever handles. Pop-up drain. Brushed Nickel finish. SKU #1001-514-889.
7413801.278	Widespread lavatory. Metal lever handles. Pop-up drain. Legacy Bronze finish. SKU #1001-514-901.

ADA Meets the American Disabilities Act Guidelines  
ANSI A117.1 Requirements for the physically challenged.