

The Succulent Catalog





Passion for Plants

A deep abiding passion for plants, nurtured for more than 40 years focused on developing healthy, beautiful plants and not fanfare, Altman Plants has quietly become the largest grower of succulents in the world.

What started out as a hobby in Ken and Deena Altman's Los Angeles backyard has transformed into a wholesale nursery business with locations across the United States. This footprint allows Altman Plants to efficiently service many of the leading national retailers, supermarkets, and independent nurseries.




Breeding programs

Our in-house succulent breeding program has introduced hundreds of varieties into the marketplace. Altman hybridizers seek to develop healthy, vibrant varieties that will thrive in the containers and gardens of our fellow succulent and cactus enthusiasts.

Cactus and Succulent Care Information

Cacti and Succulents need bright lighting conditions, but not scorching sun. They need to be watered thoroughly when the top inch of soil is dry to the touch. Allow water to flush through the soil. The following contains detailed information on how to guarantee the success of your cacti and succulents.



Light

Indoors - Give cacti and succulents the brightest light or sunniest window that you can provide. Most cacti and succulents are not happy in shady corners or north-facing windows as they need at least four to six hours of strong light daily if they are grown indoors. Plants with inadequate light may stretch (skinny growth).

Outdoors - Some cacti and succulents can tolerate full sun. However, it is important to realize that during the hottest days of summer, when the solar radiation exceeds 11,000 foot candles, all plants would welcome some respite from the harsh afternoon sun. Many cacti and succulents prefer to be positioned in an area that receives morning sun, and is protected from the stronger afternoon rays. Some cacti can even sunburn, as in the case of the spineless or naked cacti, unless given some shade in the hottest part of the day. Reddish discoloration, either in part or on the entire plant, is usually the result of overly strong solar radiation. Remember that most cacti and succulents receive shading from grasses, shrubs or trees in their natural habitat, especially when they are young.



Water

The general "Rule of Thumb" is: "When you water, water well." However, with succulent plants you must be careful to make sure the plant needs water. Feel the soil at least one inch down and if the soil is dry it is time to water the plant. Let the water thoroughly drain through the roots and out the bottom, making sure the entire pot of soil is saturated. Drain thoroughly; never let plants sit in water. Top dressings, such as small pebbles or coarse gravel, offer quicker water penetration, slower water evaporation, elimination of a crust on the top of the soil, and a neat, attractive appearance. When plants are vigorously growing and blooming, they will need more water. During their non-growing or resting stage, usually in cold winter weather, they will need very little water.



Soil + Fertilizer

For practically all intents and purposes, any good cactus and succulent mix, prepared and bagged, and available in many nurseries and garden shops can be used for your cacti and succulents.

Most succulents and cacti are benefited by the addition of diluted liquid fertilizer added to the water every second or third watering during their growing season. Any standard houseplant fertilizer with balanced amounts of nitrogen, phosphorous and potash (20-20-20) can be used. It is also convenient to use one of the slow release granular fertilizers. To induce bloom and improve flower size, a fertilizer with low nitrogen and high phosphorous content can be used. Always dilute more than the stated instructions advise, as recommended dosage is too strong for these plants. One caution! If your plants are growing too lushly and/or are losing their characteristic shape, this may be the result of over-fertilizing. As a rule, it is safer to under-fertilize than over-fertilize. We do not recommend fertilizing Mesembs or Stapeliads.

Cactus and Succulent Care Information



Temperature

In the winter time, keep your cacti and succulents in temperatures above freezing. They will go dormant and manage just fine in night time temperatures of 35° to 40°F.

Your more tropical succulents like Adeniums, Euphorbias, Epiphyllums, Rhipsalis, Stapeliads, and Zygocactus prefer warmer night time temperatures of between 50° and 60°F. However, if you harden them off by watering less in the fall, they will tolerate temperatures in the mid-thirties.

Other less tropical succulents, like many cacti, Sempervivums, Sedums and Agaves can tolerate lower night time temperatures into the mid-twenties (or less) when they have been gradually acclimated to cold weather.

In the summer, protect your cacti and succulents from extreme heat. If temperatures reach over 100°F, be sure to shade your plants and provide air circulation. When it is both humid and hot, it is particularly important to have good air circulation and careful watering to avoid fungus and rot problems.



Transplanting

Your newly acquired plants are established in their present pots, but their roots systems have not used all of the space in their pots. They should live and grow in these same pots for at least another few months to a year before re-potting will be necessary. When transplanting, choose one pot size larger. Excess soil in too large a pot may cause soil to sour before roots can grow into and utilize it. Gently tap the plant out of its present pot. Gently brush or scrape away some of the old soil around the root ball, taking care not to disturb the center of the root ball or to break roots. Put some soil mix in the new pot and place the plant on top. Gently fill in around the sides; keep the plant at the same level as it was in the old pot. Let the plant stay dry a few days. This precaution will allow any roots that are damaged or broken during the transplanting process to heal and callous over before watering, avoiding rot of broken roots.

Tip: For handling and transplanting smaller plants, thin rubber gloves can be used to protect the fingers. Tongs also work well. Larger plants can be handled with a short section of hose wrapped around the plant, or even a rolled newspaper can be used.



Common Issues

When plants aren't getting enough light, they tend to stretch toward the light source, which can lead to a leggy, unattractive plant.

Not watering often enough will cause the roots to collapse and they will be unable to take up water when present. Over-watering can cause the roots to rot, thus killing the plants. If the base of the plant should become mushy, this indicates rot and the plant cannot be saved.

Visit AltmanPlants.com for more information on Cactus and Succulent care.

Types of Cacti and Succulents



Aeoniums grow during the winter and spring seasons. Water adequately during this time of year. Some Aeoniums thrive in full sun or bright light, but a few are very small and will appreciate **filtered light**.



Echeveria have succulent leaves that grow like petals of a rose. Colors vary from ruby-glow black, grass-green, icy blues, frosty violets or nearly iridescent pastels. Echeveria are drought tolerant succulent plants.



Sempervivum form clusters of geometric rosettes, some with interlaced silken hairs with the appearance of cobwebs. These plants are cold and drought tolerant.



Jade are members of the **Crassula** family. Many varieties of Jade exist, including Mini Jade with its tight, compact leaves; 'Hobbit' and 'Gollum' or "Fingers" Jade, with their elongated, tube-like leaves; 'Ruby' Jade with its red-edged leaves and 'Sunset' Jade, with its yellow tricolor leaves. Pink Jade is a variety that has a sought-after rosy pink flower that blooms in November and December.



Haworthia are named after the British botanist Adrian Hardy Haworth and are natives to South Africa. These slow-growing succulents are drought tolerant and are especially suitable for indoor plantings.

Types of Cacti and Succulents



Hairy Men Cacti - Botanists suppose that the modified spines that look like hairs have grown to create more shade for the plant, and to create surface area for moisture to collect.



Euphorbia are the African continent's Old World version of cacti. Though they resemble cacti, Euphorbias are succulents that come in a multitude of shapes. They have a white, sticky, caustic sap.



Prickly Pear are **Opuntia** cacti with paddles, sometimes known as beaver-tail cactus and some varieties are considered a food source by indigenous cultures.



Grafted "Moon" Cactus are two plants grafted together. The upper, colorful cacti are born without chlorophyll, they are not green like other plants but can occur in hues of orange, yellow, pink, purple, bright ruby red or multicolored. This portion is grafted to a green Hylocereus species to provide the needed chlorophyll for photosynthesis.



Aloe are native to Africa and come in all sorts of colors and can grow from 2 inches to 5 feet tall. The graceful spikes of orange or reddish tubular flowers are a special treat for hummingbirds. Includes Aloe vera, known for its healing properties.

Types of Cacti and Succulents



Mimicry plants, So named for their ability to mimic other items in nature like stones and pebbles, these succulents would be found nearly buried with the items that they are imitating as a method of survival.



String of Hearts, String of Pearls and Burro's Tails are favorite **hanging succulents**.



Crested Cactus are cacti that are rare freaks of nature that occur when the growing tip multiplies and the stem begins to "go crazy", forming undulating "fan" shapes that can give the appearance of "brains".



Monster Cactus (Montrose varieties) are sometimes confused with "crested cacti" but differ in that the stem does not form fan shapes; rather the stem seems to "sprout" many new growing tips, resulting in a "bizarre" appearance.



Jungle Cactus, unlike their desert cousins, they live as epiphytes (hang on to something, not feed off of it like parasites) high in the trees of steamy jungles.

Visit AltmanPlants.com for more information on Cactus and Succulent varieties.

Variety Specific Labeling

In today's market, information is critical in helping both everyday consumers and collectors make an informed purchase, which will reduce returns due to misconceptions of care needs and growth habits.

Through our variety specific tagging of each plant, and the information provided on our website (www.altmanplants.com), customers are able to understand the unique care requirements and growth characteristics of each plant.



These variety specific stickers ensure that the information stays and does not litter the floor of the garden center.

Protect your Fingers!

2.5", and 9cm cacti come with clear handles securely attached to the pots, as pictured.



2.5" and 9cm Assorted Succulents Trays



2.5" Succulents, Assorted
#010315 32 Pieces/Tray



9cm Succulents, Assorted
#010444 18 Piece/Tray



2.5" Mimicry, Assorted
#010306 32 Pieces/Tray

2.5" and 9cm Assorted Cacti Trays



2.5" Cacti with Strawflower, Assorted
#010396 32 Pieces/Tray



9cm Cacti with Straw flower, Assorted
#010996 18 Pieces/Tray



2.5" Grafted Cacti, Assorted
#010308 32 Pieces/Tray



2.5" Cacti, Assorted
#010301 32 Pieces/Tray



9cm Cacti, Assorted
#010401 18 Pieces/Tray

Colorful 2.5" Drop-In Trays



2.5" Succulents Color Cup™ Collection
#0102503 | 32 Pieces / Tray



2.5" Strawflower Color Cup™
#0102502 | 32 Pieces / Tray



2.5" Grafted Cactus Color Cup™
#0102505 | 32 Pieces / Tray

9cm Cacti and Succulent Collection Trays



9cm Echeveria Collection
#010454 | 18 Pieces / Tray



9cm Crested Collection
#010438 | 18 Pieces / Tray



9cm Monster Cacti
#010508 | 18 Pieces / Tray



9cm Jade
#010413 | 18 Pieces / Tray



9cm Hairy Men Cacti Collection
#010507 | 18 Pieces / Tray



9cm Aloe Collection
#010495 UPC | 18 Pieces / Tray



9cm Aloe vera
#010412 | 18 Pieces / Tray



9cm Hanging Succulents
#010910 | 18 Pieces / Tray

Quart & 5" Cactus & Succulent Trays



5" Cacti
#010601 | 10 Pieces / Tray



5" Succulent Collection
#010602 | 10 Pieces / Tray



5" Cacti & Succulent Collection
#010600 | 10 Pieces / Tray



Quart Succulent Collection
#0117000 | 10 Pieces / Tray

Landscape Cacti & Succulents

Available in Quart, 5", 8", 10", 14", 1-gallon, and 2-gallon grower pots
Contact us for available varieties



1 Gallon Cacti & Succulents
#0111000 6 Pieces/Tray



2 Gallon Cacti & Succulents
#0121000



Clay Drop-In Cacti & Succulent Trays



2.5" Succulents
#010383 | 18 Pieces / Tray



2.5" Cacti
#010381 | 18 Pieces / Tray



9cm Succulents
#010933 | 10 Pieces / Tray



9cm Cacti
#010931 | 10 Pieces / Tray

6"-8" Cacti and Succulents



6" Succulent Hanging Basket
#010614



7" Jade Cache
#0108900



8" Cacti & Succulents
Cacti - #010801
Succulent - #010802

Dish Gardens



Group 2 Succulent Gardens



3" Hobnail - Tray pack 18

- Aqua
#0100214
 - Olive Green
#0100280
 - Black
#0100281
- Pearl
#0100282
 - Slate Blue
#0100284



3" Stoneware mod swirl - Tray pack 18

- Blue
#0182575
- Gray
#0182576
- Rose
#0182577



3.5" Honeycomb - Tray pack 18

- Blue
#0182189
- Green
#0182190



5" Round Terra Cotta - Tray pack 8
Succulents #0100229



4" Clay Chalked Flower Pattern Succulent Garden - Tray pack 10
#0182192



5.75" Wood/Metal Planter - Tray pack 8
#0182215

Group 3 Succulent Gardens



4" Classic Footed - Tray pack 10
Crackle Stoneware Cream
#0182236






4" Classic Rimmed - Tray pack 12
Stoneware Teal
#0182237



4.25" Mod Design - Tray pack 10
Concrete #0182263




4" Global Spice - Tray pack 10

-  Grooved Dk Brown #0182248
-  Grooved Gray #0182249
-  Grooved Lt Brown #0182250



5" Marble Clay - Tray pack 8

-  Blue #0182279



-  Red #0182280



5" Asian Bath Terra Cotta - Tray pack 10
Succulents #0100303

Group 4 Succulent Gardens







5" Mini Pedestal Glazed Clay Succulent - Tray pack 8

-  Brown #0182970
-  Ox Blood #0182971
-  Sage #0182972
-  Blue #0182311
-  Red #0182312







5.5" Ribbed Glazed Clay Succulent Garden - Tray pack 5

-  Atlantic Blue #0182428
-  White #0182817
-  Cobalt Blue #0182430
-  Black #0182429



5.5" Square Ribbed Glazed Clay Succulent Garden - Tray Pack 5

-  Black #0182436
-  Taupe #0182439
-  Cobalt #0182437
-  White #0182818



5.5" Arabica Terra with Brushed Rim Succulent Garden - Tray pack 6
#0182330



6" White Wash Galvanized Tin Succulent Garden - Tray Pack 3
#0182613






5.25" Brushed Clay Succulent Garden - Tray pack 6

-  Gray #0182815
-  Lavender #0182816



4" Stoneware Coffee Cans - Tray pack 9

-  Blue #0182963
-  Green #0182964
-  Orange #0182965

*Also available in 7.5"

Group 4 Succulent Gardens



4.25" Global Spice - Tray Pack 9
#0181469



7" Round Terra Cotta - Tray pack 4
Cacti #0100476
Succulents #0100477



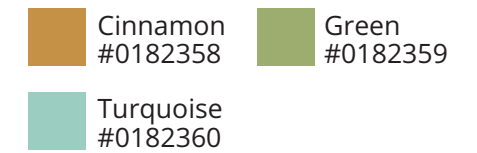
5.5" Luna Bowl Succulent Garden - Tray pack 8



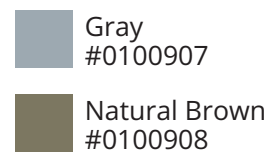
8" Oval Zinc Basket Succulent Garden - Tray pack 3
#0182367



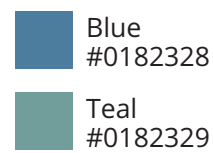
6.25" Stoneware Artifact - Tray pack 3



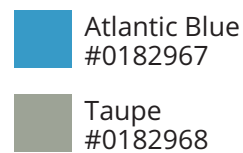
4.5" Square Floral Embossed - Tray Pack 9



5.25" Stoneware - Tray pack 7



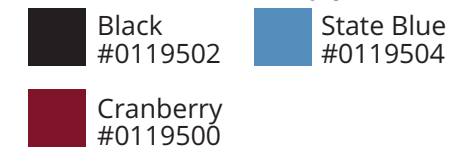
5" Glazed Asian Bath Succulent Garden - Tray pack 8



12.75" Wine Bottle Succulent Garden - Tray pack 4
#0100559



4.75" SQ Hobnail Glazed Clay Succulent Garden - Tray pack 10



5.5" SQ Stoneware Watery Glaze Succulent Garden - Tray pack 6
#0182973

Group 5 Succulent Gardens

Group 6 Succulent Gardens



6" Champoli - Tray pack 3

Slate Blue #0119659
 Red Cream #0119657



7.5" Floral Vine - Tray pack 3
#0119682

White #0119683



13.75" Tapered Embossed Wood - Tray pack 2
#0166146



7.5" Sq Wood Brown Wash - Tray pack 3
#0100826

Group 6 Succulent Gardens



7" Sq Ribbed Glazed Clay - Tray Pack 3

Atlantic Blue #0182450
 White #0182974
 Black #0182451



7" Ribbed Glazed Clay - Tray Pack 3

Atlantic Blue #0182444
 Cobalt #0182446
 Black #0182445
 White #0182822



9" Concrete Heart - Tray Pack 2
#0106128



Ceramic Trio White W/Base
#0119686

Group 7 Succulent Gardens



7" Stoneware Watery Glaze Succulent Garden - Tray Pack 3
#0100782



7" Arabica Blue White Glaze Clay - Tray Pack 3
#0182806

Make Your House a Home with Altman Plants Succulents



altmanplants.com

3742 Blue Bird Canyon Road • Vista, CA 92084 | 760.744.8191