

# AGRICULTURAL PRODUCT CATALOG



**ADS**  
AGRICULTURE

# TRUST ISN'T GIVEN. IT'S EARNED.

Since 1966, ADS sales reps have earned their customers' trust through honest conversations — providing solutions, not excuses — and never forgetting the meaning of a handshake. We're proud to partner with contractors and farmers across the country to improve yields and keep business thriving.

NOT PICTURED: BRAD BUCHER, BILL CASSIDY, MIKE ARNDORFER, RON MELLOTT, DENNY PASTOR

# TOP TEN REASONS TO TILE

## 1. HIGHER YIELDS

Proper subsurface field drainage improves crop yields by 30% on average.

## 2. LONGER GROWING SEASONS

Accelerated drying creates warmer fields that allow for earlier planting and an environment where plants can thrive.

## 3. HEALTHIER ROOTS

Tiling lowers the water table enabling root systems to seek deeper moisture and create air and water channels resulting in better root growth and soil penetration.

## 4. SUPERIOR SOIL STRUCTURE

Adequately tilled land promotes soil health and creates porous soil that retains the necessary water for optimal growing.

## 5. REDUCES EROSION

Subsurface drainage enables the soil to hold more moisture, reducing run-off and soil erosion.

## 6. BETTER SOIL AERATION

Tiling creates aeration channels that allow more air and water to reach the plant's roots, crucial for healthy plant growth.

## 7. LOWER EQUIPMENT COSTS

Dryer land reduces the costly maintenance associated with using machinery in wet and muddy areas.

## 8. LOWER BREAK-EVEN PRICE

Without increasing inputs or costs, tilled land creates more bushels per acre and lowers the break-even price.

## 9. HIGHER LAND VALUE

Tiling adds value to the land, making subsurface drainage an excellent investment.

## 10. IMPROVED WEED CONTROL

Subsurface drainage creates healthier plants that are able to better withstand and resist weeds and diseases.

Over 50 years ago, ADS began manufacturing single wall pipe to replace traditional pipe materials in the agriculture market. ADS single wall pipe, made from high-density polyethylene (HDPE), allows farmers to get in the field earlier to plant, creates a longer growing season and extends the harvest season.

Farmers choose polyethylene for its ruggedness in various temperatures, easy installation, low cost and long service life. Since the late 1960s, ADS has continued to expand its product line to serve the agriculture market. The unmatched product selection includes:

- 3"-24" (75-600 mm) single wall pipe and fittings
- 4"-60" (100-1500 mm) dual wall pipe and fittings
- 12"-60" (300-1500 mm) high-performance polypropylene pipe
- Grain-Aire® mold-resistant pipe for grain aeration
- Nyloplast® Drainage Structures
- Foundation Drainage Products
- Water Control Structures
  - HP Lift Stations & Pumps
- Animal Guards
- Riser Intakes
- Geotextiles
- Flared End Sections

In addition, ADS can help those in the agriculture market with a number of drainage system tools:

- Water Flow Calculators
- Land Purchase Analysis™
- G.R.O.W. Analysis™

As time moves on and we continue to evolve our products to meet your needs, we are also making our information easier to access. Besides the ADS website, [www.ads-pipe.com](http://www.ads-pipe.com), where information on our agricultural products and services can be found, ADS now has an ag drainage resource app for your smart phone where all of the information can be found easily at any time.

## ADVANCED DRAINAGE SYSTEMS AGRICULTURAL DRAINAGE RESOURCE APP

### Drainage Calculations Made Easy!




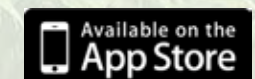

Calculate Pipe  
Diameter  
Needed to  
Drain Field



Calculate the  
Cash Return  
on Drainage  
Investment



Lift Station  
Configurations



# TABLE OF CONTENTS

TABLE OF CONTENTS .....	6
PIPE INFORMATION TABLES .....	7
PROTECT YOUR INVESTMENT .....	8-9
<b>SINGLE WALL AND DUAL WALL PIPE</b>	
Single Wall Pipe .....	11
N-12 Flex® Pipe .....	12
Dual Wall Stick Pipe .....	13
<b>SPECIALTY PIPE PRODUCTS</b>	
High Performance (Polypropylene) Pipe .....	15
Grain-Aire Pipe .....	16-17
<b>FITTINGS</b>	
Single Wall Fittings .....	19-22
Dual Wall Fittings .....	23-29
<b>ANCILLARY PRODUCTS</b>	
Animal Guards, Flags, Tape .....	31
Inserta Tee Fittings .....	32-33
Water Control Structures, Surface Inlets .....	34-36
Flared End Sections, Foundation Drainage .....	37
HP Agricultural Lift Stations .....	38-39
Geotextiles .....	40-42
<b>NATIONAL SPECIFICATIONS .....</b>	<b>4</b>

## PIPE INFORMATION TABLES

Coil Footage Per Wrap Single Wall Pipe*														
Pipe Diameter - Roll Footage	1st Wrap	2nd Wrap	3rd Wrap	4th Wrap	5th Wrap	6th Wrap	7th Wrap	8th Wrap	9th Wrap	10th Wrap	11th Wrap	12th Wrap	13th Wrap	Total Footage
3" - 5,500'	169	210	250	300	340	385	425	470	511	550	590	630	670	5,500
Total footage		379	629	929	1,269	1,654	2,079	2,549	3,060	3,610	4,200	4,830	5,500	
4" - 3,200'	131	147	222	236	297	334	393	434	473	533				3,200
Total footage		278	500	736	1,033	1,267	1,760	2,194	2,667	3,200				
5" - 2,000'	125	155	200	228	274	304	342	372						2,000
Total footage		280	480	708	982	1,286	1,628	2,000						
6" - 1,500'	88	121	183	218	245	285	360							1,500
Total footage		209	392	610	855	1,140	1,500							
8" - 820'	78	118	174	206	244									820
Total footage		196	370	576	820									
10" - 520'	77	101	144	198										520
Total footage		178	322	520										
12" - 330'	60	115	155											330
Total footage		175	330											

\* These numbers are estimates.

Drainage Pipe Requirements Per Acre (Laterals)**	
Spacing (between pipe)	Pipe Per Acre (estimated)
20' (6.1 m)	2,200' (671 m)
30' (9.1 m)	1,450' (442 m)
40' (12.2 m)	1,100' (335 m)
50' (15.2 m)	900' (274 m)
60' (18.3 m)	725' (221 m)
70' (21.3 m)	638' (194 m)
80' (24.4 m)	550' (168 m)
90' (27.4 m)	500' (152 m)
100' (30.5 m)	450' (137 m)
150' (45.7 m)	338' (103 m)
200' (61.0 m)	225' (69 m)
250' (76.2 m)	188' (57 m)
300' (91.4 m)	150' (46 m)

\*\* Table refers to single wall pipe, which is shown in more detail on page 11.

Dual Wall Pipe Truck Load Chart*** Maximum Linear Foot Per Load		
Pipe Diameter	10' (3.0 m) Pipe Length	20' (6.1 m) Pipe Length
12" (300 mm)	2,580' (786 m)	2,400' (731 m)
15" (375 mm)	1,700' (518 m)	1,600' (487 m)
18" (450 mm)	1,200' (366 m)	1,120' (341 m)
24" (600 mm)	630' (192 m)	600' (182 m)
30" (750 mm)	360' (110 m)	360' (110 m)
36" (900 mm)	240' (73 m)	240' (73 m)
42" (1050 mm)	200' (61 m)	200' (61 m)
48" (1200 mm)	120' (36 m)	120' (36 m)
60" (1500 mm)	80' (24 m)	80' (24 m)

\*\*\* Table refers to N-12® dual wall stick pipe, which is shown in more detail on page 13.

8" - 15" Dual Wall Flex Pipe****	
DIAMETER	STANDARD LENGTHS
8" (200 mm)	920' (280.4 m) Solid
	920' (280.4 m) Perf
	920' (280.4 m) Fine Slot
10" (250 mm)	550' (167.6 m) Solid
	550' (167.6 m) Fine Slot
12" (300 mm)	360' (109.7 m) Solid
	360' (109.7 m) Perf
	360' (109.7 m) Fine Slot
15" (375 mm)	165' (50.3 m) Solid
	165' (50.3 m) Perf
	165' (50.3 m) Fine Slot

\*\*\*\* Table refers to N-12® FLEX pipe, which is shown in more detail on page 12.

# PROTECT YOUR INVESTMENT

As a leader in water management solutions, ADS Agriculture is dedicated to helping you get the most out of your land so that you can protect your most crucial investment. From lift stations to water control structures, your land should work as hard as you do. Improve yields and protect your investment with a multitude of water management solutions from ADS Agriculture.



# SINGLE WALL AND DUAL WALL PIPE

## SINGLE WALL PIPE

3" - 6" SINGLE WALL PIPE		
INSIDE DIAMETER	STANDARD LENGTHS	PRODUCT CODE
3" (75 mm)	100' (30.5 m) Solid	03800100
	250' (76.2 m) Solid	03800250
	100' (30.5 m) Perf	03810100
	250' (76.2 m) Perf	03810250
	5,500' (1676.4 m) Perf	03815500
	100' (30.5 m) Perf/Sock	03830100BS
	250' (76.2 m) Perf/Sock	03830250BS
4" (100 mm)	100' (30.5 m) Solid	04800100
	250' (76.2 m) Solid	04800250
	3,200' (975.4 m) Solid	04803200
	100' (30.5 m) Perf	04810100
	250' (76.2 m) Perf	04810250
	3,200' (975.4 m) Perf	04813200
	100' (30.5 m) Perf/Sock	04830100BS
	250' (76.2 m) Perf/Sock	04830250BS
5" (125 mm)	165' (50.3 m) Solid	05800165
	165' (50.3 m) Perf	05810165
	165' (50.3 m) Perf/Sock	05830165BS
	2,000' (609.6 m) Perf	05812000
	2,000' (609.6 m) Perf/Sock	05832000BS
6" (150 mm)	20' (6.1 m) Solid	06800020
	100' (30.5 m) Solid	06800100
	1,500' (457.2 m) Solid	06801500
	20' (6.1 m) Perf	06810020
	100' (30.5 m) Perf	06810100
	1,500' (457.2 m) Perf	06811500
	100' (30.5 m) Perf/Sock	06830100BS
1,500' (457.2 m) Perf/Sock	06831500BS	

4" - 12" AASHTO HIGHWAY SINGLE WALL		
INSIDE DIAMETER	STANDARD LENGTHS	PRODUCT CODE
4" (100 mm)	250' (76.2 m) Solid	04400250
	250' (76.2 m) Perf	04410250
	250' (76.2 m) Perf/Sock	04430250
	3,200' (975.4 m) Perf/Sock	04433200
6" (150 mm)	100' (30.5 m) Solid	06400100
	1,500' (457.2 m) Solid	06401500
	100' (30.5 m) Perf	06410100
	1,500' (457.2 m) Perf	06411500
	100' (30.5 m) Perf/Sock	06430100
1,500' (457.2 m) Perf/Sock	06431500	
8" (200 mm)	20' (6.1 m) Solid	08400020
	20' (6.1 m) Perf	08410020
	20' (6.1 m) Perf/Sock	08430020
10" (250 mm)	20' (6.1 m) Solid	10400020
	20' (6.1 m) Perf	10410020
	20' (6.1 m) Perf/Sock	10430020
12" (300 mm)	20' (6.1 m) Solid	12400020
	20' (6.1 m) Perf	12410020
	20' (6.1 m) Perf/Sock	12430020

8" - 15" SINGLE WALL PIPE		
INSIDE DIAMETER	STANDARD LENGTHS	PRODUCT CODE
8" (200 mm)	20' (6.1 m) Solid	08800020
	820' (249.9 m) Solid	08800820
	20' (6.1 m) Perf	08810020
	820' (249.9 m) Perf	08810820
	20' (6.1 m) Perf/Sock	08830020
	820' (249.9 m) Perf/Sock	08830820
10" (250 mm)	20' (6.1 m) Solid	10800020
	520' (158.5 m) Solid	10800520
	20' (6.1 m) Perf	10810020
	520' (158.5 m) Perf	10810520
	20' (6.1 m) Perf/Sock	10830020
520' (158.5 m) Perf/Sock	10830520	
12" (300 mm)	20' (6.1 m) Solid	12510020
	330' (100.5 m) Solid	12510330
	20' (6.1 m) Perf	12010020
	330' (100.5 m) Perf	12010330
	330' (100.5 m) Perf/Sock	12730330
15" (375 mm)	20' (6.1 m) Solid	15510020
	165' (50.3 m) Solid	15510165
	20' (6.1 m) Perf	15010020
	165' (50.3 m) Perf	15010165

3" - 12" FINE SLOT SINGLE WALL PIPE		
INSIDE DIAMETER	STANDARD LENGTHS	PRODUCT CODE
3" (75 mm)	100' (30.5 m) Fine Slot	03090100
	300' (91.4 m) Fine Slot	03090300
	5,500' (1676 m) Fine Slot	03095500
4" (100 mm)	100' (30.5 m) Fine Slot	04090100
	3200' (975.4 m) Fine Slot	04093200
5" (125 mm)	165' (50.2 m) Fine Slot	05090165
	2,000' (609.6 m) Fine Slot	05092000
6" (150 mm)	100' (30.5 m) Fine Slot	06090100
	825' (251.5 m) Fine Slot	06090825
	1,500' (457.2 m) Fine Slot	06091500
8" (200 mm)	400' (121.9 m) Fine Slot	08090400
	820' (250.0 m) Fine Slot	08090820
10" (250 mm)	520' (158.5 m) Fine Slot	10090520
12" (300 mm)	330' (100.6 m) Fine Slot	12090330

CHANNEL MUCK SINGLE WALL		
INSIDE DIAMETER	STANDARD LENGTHS	PRODUCT CODE
4" (100mm)	100' (30.5 m) 3-hole Perf	04060100
	250' (76.2 m) 3-hole Perf	04060250
	3,200' (975 m) 3-hole Perf	04063200
	3,200' (975 m) 3-hole Perf/Sock	04773200BS
6" (150mm)	100' (30.5 m) 3-hole Perf	06060100
	1,500' (457 m) 3-hole Perf	06061500
8" (200mm)	820' (250 m) 3-hole Perf/Sock	08770820OS

# N-12<sup>®</sup> FLEX

The industry's most advanced, flexible dual-wall pipe solution

## N-12 FLEX from Advanced Drainage Systems

- Leads the industry with more than 17 years of installation performance
- Eliminates the need for an open trench, increasing safety and installation speed
- Requires less labor and equipment, decreasing overhead and operating costs
- Significantly increases quality and efficiency of high water table installations
- Provides higher flow rates and lower risk of obstruction

8" - 15" DUAL WALL FLEX PIPE		
DIAMETER	STANDARD LENGTHS	PRODUCT CODE
8" (200 mm)	920' (280.4 m) Solid	08950920
	920' (280.4 m) Perf	08910920
	920' (280.4 m) Fine Slot	08890920
10" (250 mm)	550' (167.6 m) Solid	10950550
	550' (167.6 m) Fine Slot	10890550
12" (300 mm)	360' (109.7 m) Solid	12950360
	360' (109.7 m) Perf	12910360
	360' (109.7 m) Fine Slot	12890360
15" (375 mm)	165' (50.3 m) Solid	15950165
	165' (50.3 m) Perf	15910165
	165' (50.3 m) Fine Slot	15890165

# N-12<sup>®</sup> DUAL WALL STICK PIPE (PER ASTM F2648)

4" - 60" DUAL WALL*					
DIAMETER	LENGTHS	STYLE	N-12 <sup>®</sup> PLAIN END	N-12 <sup>®</sup> ST**	N-12 <sup>®</sup> WT*
4" (100 mm)	20' (6.1 m)	solid	04150020DW	04150020IBDW	04650020IBDW
		perf	04110020DW	04110020IBDW	
		sock	04230020DW	04230020IBDW	
6" (150 mm)	20' (6.1 m)	solid	06150020DW	06150020IBDW	06650010IBDW
		perf	06110020DW	06110020IBDW	
		sock	06230020DW	06230020IBDW	
8" (200 mm)	20' (6.1 m)	solid	08150020DW	08150020IBDW	08650020IBDW
		perf	08110020DW	08110020IBDW	
		sock	08230020DW	08230020IBDW	
10" (250 mm)	20' (6.1 m)	solid	10150020DW	10150020IBDW	10650020IBDW
		perf	10110020DW	10110020IBDW	
		sock	10230020DW	10230020IBDW	
12" (300 mm)	10' (3 m)	solid		12850010DW	
	20' (6.1 m)	solid	12950020DW	12850020DW	12650020DW
		perf	12910020DW	12810020DW	
sock		12930020DW	12830020DW		
15" (375 mm)	10' (3 m)	solid		15850010DW	
	20' (6.1 m)	solid	15950020DW	15850020DW	15650020DW
		perf	15910020DW	15810020DW	
sock		15930020DW	15830020DW		
18" (450 mm)	10' (3 m)	solid		18850010DW	
	20' (6.1 m)	solid	18950020DW	18850020DW	18650020DW
		perf	18910020DW	18810020DW	
sock		18930020DW	18830020DW		
24" (600 mm)	10' (3 m)	solid		24850010DW	
	20' (6.1 m)	solid	24950020DW	24850020DW	24650020DW
		perf	24910020DW	24810020DW	
sock		24930020DW	24830020DW		
30" (750 mm)	20' (6.1 m)	solid	30950020DW	30850020DW	30650020DW
		perf	30910020DW	30810020DW	
		sock	30930020DW	30830020DW	
36" (900 mm)	20' (6.1 m)	solid	36950020DW	36850020DW	36650020DW
		perf	36910020DW	36810020DW	
		sock		36830020DW	
42" (1050 mm)	20' (6.1 m)	solid	42950020DW	42850020DW	42650020DW
		perf	42910020DW	42810020DW	
		sock		42830020DW	
48" (1200 mm)	20' (6.1 m)	solid	48950020DW	48850020DW	48650020DW
		perf	48910020DW	48810020DW	
		sock		48830020DW	
60" (1500 mm)	20' (6.1 m)	solid	60950020DW	60850020DW	60650020DW
		perf	60910020DW	60810020DW	
		sock		60830020DW	

\*N-12<sup>®</sup> pipe is also available in fine slot. Lead time is required for fine slot orders. \*\*Limited geographic availability

# SPECIALTY PIPE PRODUCTS

## HIGH PERFORMANCE (POLYPROPYLENE) PIPE

### FEATURES:

- Short stick length options for ease of use
- Meets or exceeds ASTM F2881 and AASHTO M330
- Lightweight product to maximize delivery and installation efficiencies
- Offers up to 100% greater pipe stiffness over traditional plastic pipe

### BENEFITS:

- Allows for deeper burial depths
- Suitable for tough conditions or deep burials
- Greater pipe stiffness than HDPE
- Superior joint with extended bell
- Water-tight joints (if needed)

HP STORM		
DIAMETER	LENGTH	PRODUCT CODE
12" (300 mm)	20' (6.1 m)	12650020IBPL1
15" (375 mm)	20' (6.1 m)	15650020IBPL1
18" (450 mm)	20' (6.1 m)	18650020IBPL1
24" (600 mm)	20' (6.1 m)	24650020IBPL1
30" (750 mm)	20' (6.1 m)	30650020IBPL1
36" (900 mm)	20' (6.1 m)	36650020IBPL1
42" (1050 mm)	20' (6.1 m)	42650020IBPL1
48" (1200 mm)	20' (6.1 m)	48650020IBPL1
60" (1500 mm)	20' (6.1 m)	60650020IBPL1

POTATO AERATION PIPE		
DIAMETER	LENGTH	PRODUCT CODE
15" (375 mm) HP	20' (6.1 m)	15870020PLSP
18" (450 mm) HP	20' (6.1 m)	18870020PLSP
18" (450 mm) HDPE	20' (6.1 m)	18870020SP
18" (450 mm) HP	20' (6.1 m)	18970020PLSP
18" (450 mm) HDPE	20' (6.1 m)	18970020SP
24" (600 mm) HP	20' (6.1 m)	24870020PLSP
30" (750 mm) HP	20' (6.1 m)	30970020PLSP

13' length also available. Perforated options are made to order.



# GRAIN-AIRE PIPE

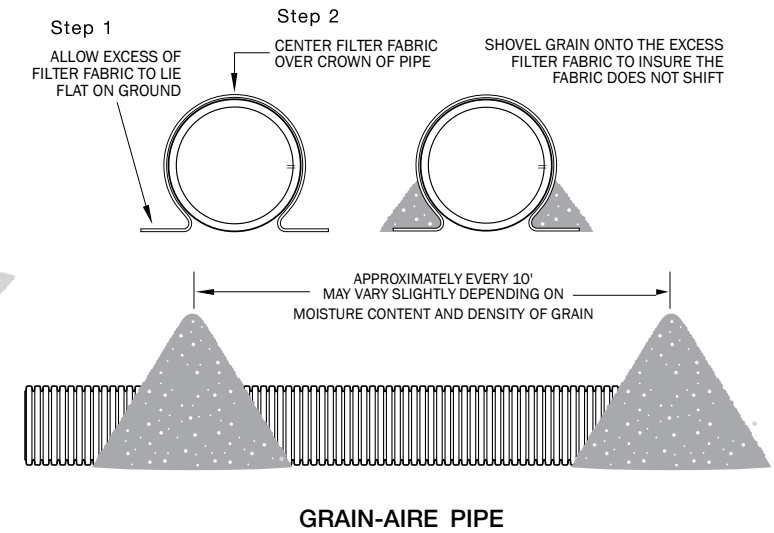


## FEATURES:

- Resistant to rust and corrosion
- 20' lengths for easy cutting and handling
- Offers more air flow than metal pipe
- Screen available on pipe or in rolls
- Layout and design offered by ADS

## BENEFITS:

- Keeps grain drier, longer
- Allows unrestricted air flow
- Prevents grain from entering pipe
- Our most cost-effective grain aeration system



## GRAIN-AIRE PIPE WITH SCREEN SLEEVE

	DESCRIPTION	PRODUCT CODE
Single Wall Pipe	15" (375 mm) Grain-Aire Pipe 20' (6.1 m) L	15840020SW
Dual Wall Pipe	12" (300 mm) Grain-Aire Pipe 20' (6.1 m) L	12840020
	15" (375 mm) Grain-Aire Pipe 20' (6.1 m) L	15840020
	18" (450 mm) Grain-Aire Pipe 20' (6.1 m) L	18840020
	24" (600 mm) Grain-Aire Pipe 20' (6.1 m) L	24840020
	30" (750 mm) Grain-Aire Pipe 20' (6.1 m) L	30840020
Screen Fabric	36" (900 mm) Grain-Aire Pipe 20' (6.1 m) L	36840020
	18" (450 mm) Grain-Aire Screen Fabric, 300' (91.4 m) RL	1884HARL
	24" (600 mm) Grain-Aire Screen Fabric, 300' (91.4 m) RL	2484HARL
Screen Fabric Sleeve	12" (300 mm) Grain-Aire Screen Fabric Sleeve, 21' (6.4 m) L	1284HA
	15" (375 mm) Grain-Aire Screen Fabric Sleeve, 21' (6.4 m) L	1584HA
	18" (450 mm) Grain-Aire Screen Fabric Sleeve, 21' (6.4 m) L	1884HA
	24" (600 mm) Grain-Aire Screen Fabric Sleeve, 21' (6.4 m) L	2484HA
	30" (750 mm) Grain-Aire Screen Fabric Sleeve, 21' (6.4 m) L	3084HA
	36" (900 mm) Grain-Aire Screen Fabric Sleeve, 21' (6.4 m) L	3684HA

# FITTINGS

## SINGLE WALL FITTINGS

### INTERNAL COUPLERS

DIAMETER	PRODUCT CODE
3" (75 mm)	0315AA
4" (100 mm)	0417AA
5" (125 mm)	0517AA
6" (150 mm)	0615AA
8" (200 mm)	0815AA
10" (250 mm)	1015AA



### EXTERNAL SNAP COUPLERS

DIAMETER	PRODUCT CODE
3" (75 mm)	0312AA
4" (100 mm)	0412AA
5" (125 mm)	0512AA
6" (150 mm)	0612AA
8" (200 mm)	0812AA
10" (250 mm)	1012AA



### SPLIT COUPLERS

DIAMETER	PRODUCT CODE
3" (75 mm)	0311AA
4" (100 mm)	0411AA
5" (125 mm)	0511AA
6" (150 mm)	0611AA
8" (200 mm)	0811AA
10" (250 mm)	1011AA



### 90 DEGREE SNAP ELBOWS

SIZE	PRODUCT CODE
3" (75 mm)	0390AA
4" (100mm)	0490AA



### 45 DEGREE SNAP ELBOWS

SIZE	PRODUCT CODE
4" (100 mm)	0445AA



# SINGLE WALL FITTINGS

## SNAP END CAPS

DIAMETER	PRODUCT CODE	
	SNAP	SPLIT
3" (75 mm) Solid	0332AA	0331AA
4" (100 mm) Solid	0432AA	0431AA
5" (125 mm) Solid	0532AA	0531AA
6" (150 mm) Solid		0631AA
8" (200 mm) Solid	0832AA	0831AA
10" (250 mm) Solid	1032AA	
12" (300 mm) Solid		1267AA
15" (375 mm) Solid		1567AA
18" (450 mm) Solid		1867AA
24" (600 mm) Solid		2467AA



Snap End Cap



Split End Cap

## INTERNAL END PLUGS

DIAMETER	PRODUCT CODE
3" (75 mm) Solid	0333AA
4" (100 mm) Solid	0433AA
4" (100 mm) Perf	0434AA
5" (125 mm) Solid	0533AA
6" (150 mm) Solid	0633AA



Green Solid End Plug



Green Perf End Plug

## REDUCERS

SIZE	PRODUCT CODE
(Main x Stub)	
4" x 3" (100 x 75 mm)	0314AA
5" x 4" (125 x 100 mm)	0514AA
6" x 4" (150 x 100 mm)	0614AA
6" x 5" (150 x 125 mm)	0516AA
8" x 6" (200 x 150 mm)	0816AA
10" x 8" (250 x 200 mm)	1018AA
12" x 10" (300 x 250 mm)	1210AA
15" x 10" (375 x 300 mm)	1510AA



# SINGLE WALL FITTINGS

## BLIND TEES

SIZE	PRODUCT CODE
3" (75 mm)	0341AA
4" (100 mm)	0441AA
5" (125 mm)	0541AA
6" (150 mm)	0641AA
8" (200 mm)	0841AA
10" (250 mm)	1041AA



## SNAP TEES

SIZE	PRODUCT CODE
3" (75 mm)	0321AA
4" (100 mm)	0421AA
5" (125 mm)	0525AA
6" (150 mm)	0626AA



## REDUCING TEES

SIZE	PRODUCT CODE
(Main x Stub)	
5" x 4" (125 x 100 mm)	0524AA
6" x 4" (150 x 100 mm)	0624AA
6" x 5" (150 x 125 mm)	0625AA



## BLIND MULTIPLE TEES

SIZE	PRODUCT CODE
(Main x Stub)	
8" x 8"/6"/4" (200/150/100 mm)	0845AA
10" x 10"/8" (250/200 mm)	1045AA
12" x 12"/10" (300/250 mm)	1247AA



## MULTIPLE CROSS TEES

SIZE	PRODUCT CODE
6" (150 mm)	0654AA



# SINGLE WALL FITTINGS

## MULTI-REDUCING TEES

SIZE	PRODUCT CODE
(Main x Stub)	
6" x 3"/4"/5"/6" (150 x 75/100/125/150 mm)	0644AA
8" x 4"/5"/6"/8" (200 x 100/125/150/200 mm)	0844AA
10" x 6"/8"/10" (250 x 150/200/250 mm)	1044AA



## EXTERNAL TAP TEES

SIZE	PRODUCT CODE
3" x 6"/8" (75 x 150/200 mm)	0350AA
4" x 6"/8" (100 x 150/200 mm)	0450AA
4" x 10"/12" (100 x 250/300 mm)	0410AA
5" x 10"/12" (125 x 250/300 mm)	0550AA
5" x 15"/18" (125 x 375/450 mm)	0510AA
6" x 15"/18"/24" (150 x 375/450/600 mm)	0650AA



## INTERNAL TAP TEES

SIZE	PRODUCT CODE
4" x 6"/8" (100 x 150/200 mm)	0460AA
4" x 10"/12" (100 x 250/300 mm)	0420AA



## TWIST TAP TEES

SIZE (Size on Size)	PRODUCT CODE
4" x 10"/12" (100 x 250/300 mm)	0430AA
4" x 6"/8" (100 x 150/200 mm)	0470AA



## WYES

SIZE (Size on Size)	PRODUCT CODE
3" (75 mm)	0322AA
4" (100 mm)	0422AA
5" (125 mm)	0522AA
6" (150 mm)	0622AA
8" (200 mm)	0822AA



# DUAL WALL FITTINGS

## 4" - 24" EXTERNAL SNAP COUPLERS

DIAMETER	PRODUCT CODE
6" (150 mm)	0613AA
8" (200 mm)	0813AA
10" (250 mm)	1013AA



## 10" - 60" SPLIT BAND COUPLERS

DIAMETER	PRODUCT CODE	
	Coupler only	Coupler with Gasket
10" (250 mm)	1011AA	1066AA
12" (300 mm)	1265AA	1266AA
15" (375 mm)	1565AA	1566AA
18" (450 mm)	1865AA	1866AA
24" (600 mm)	2465AA	2412AA
30" (750 mm)	3065AA	3066AA
36" (900 mm)	3661AA	3662AA
42" (1050 mm)	4265AA	4266AA
48" (1200 mm)	4865AA	4866AA
60" (1500 mm)	6065AA	6066AA



## MAR-MAC® COUPLERS

DIAMETER	PRODUCT CODE
8" (200 mm)	0867RC
10" (250 mm)	1067RC
12" (300 mm)	1267RC
15" (375 mm)	1567RC
18" (450 mm)	1867RC
24" (600 mm)	2467RC
30" (750 mm)	3067RC
36" (900 mm)	3667RC
42" (1050 mm)	4267RC
48" (1200 mm)	4867RC
54" (1350 mm)	5467RC
60" (1500 mm)	6067RC



## MAR-MAC® COUPLERS DOUBLE WIDE

DIAMETER	PRODUCT CODE
12" (300 mm)	1267RCD
15" (375 mm)	1567RCD
18" (450 mm)	1867RCD
24" (600 mm)	2467RCD
30" (750 mm)	3067RCD
36" (900 mm)	3667RCD
42" (1050 mm)	4267RCD
48" (1200 mm)	4867RCD
54" (1350 mm)	5467RCD
60" (1500 mm)	6067RCD



# DUAL WALL FITTINGS

## 12" - 60" END CAPS

DIAMETER	N-12° PLAIN END	N-12° WT
		Includes 1 gasket
12" (300 mm)	1201AN	1201AN65B
15" (375 mm)	1501AN	1501AN65B
18" (450 mm)	1801AN	1801AN65B
24" (600 mm)	2401AN	2401AN65B
30" (750 mm)	3001AN	3001AN65B
36" (900 mm)	3601AN	3601AN65B
42" (1050 mm)	4201AN	4201AN65B
48" (1200 mm)	4801AN	4801AN65B
60" (1500 mm)	6001AN	6001AN65B



## 6" - 24" SPLIT END CAPS

DIAMETER	PRODUCT CODE
6" (150 mm)	0667AA
8" (200 mm)	0867AA
10" (250 mm)	1067AA
12" (300 mm)	1267AA
15" (375 mm)	1567AA
18" (450 mm)	1867AA
24" (600 mm)	2467AA



## 8" - 60" NON-PRESSURE PIPE END PLUG WITH GASKETS\*

DIAMETER	PRODUCT CODE
8" (200 mm)	0833AA
10" (250 mm)	1033AA
12" (300 mm)	1233AA
15" (375 mm)	1533AA
18" (450 mm)	1833AA
24" (600 mm)	2433AA
30" (750 mm)	3033AA
36" (900 mm)	3633AA
42" (1050 mm)	4233AA
48" (1200 mm)	4833AA
60" (1500 mm)	6033AA



\* NOT INTENDED FOR PERMANENT USE OR VERTICAL ORIENTATION.

NOTE: CONTACT YOUR LOCAL SALES REPRESENTATIVE FOR AVAILABILITY OF SIZES NOT LISTED ABOVE.

# DUAL WALL FITTINGS

## COUPLER

SIZE	PRODUCT CODE
4" (100 mm)	0413WT
6" (150 mm)	0613WT
8" (200 mm)	0813WT
10" (250 mm)	1013WT



## REDUCING COUPLER

SIZE	PRODUCT CODE
6" x 4" (150 x 100 mm)	0614WT
8" x 4" (200 x 100 mm)	0814WT
8" x 6" (200 x 150 mm)	0816WT
10" x 8" (250 x 200 mm)	1018WT
12" x 8" (300 x 200 mm)	1218WT
12" x 10" (300 x 250 mm)	1210WT



## DISSIMILIAR ADAPTER

DIAMETER	PRODUCT CODE
12" (300 mm)	1221AN
15" (375 mm)	1521AN
18" (450 mm)	1821AN
24" (600 mm)	2421AN
30" (750 mm)	3021AN
36" (900 mm)	3621AN
42" (1050 mm)	4221AN
48" (1200 mm)	4821AN
60" (1500 mm)	6021AN



NOTE: CONTACT YOUR LOCAL SALES REPRESENTATIVE FOR AVAILABILITY OF SIZES NOT LISTED ABOVE.

# DUAL WALL FABRICATED FITTINGS

## DUAL WALL FABRICATED REDUCERS – 6" - 30"

DIAMETER	N-12° PLAIN END
10" x 4" (250 x 100 mm)	1070AN
10" x 6" (250 x 150 mm)	1071AN
10" x 8" (250 x 200 mm)	1072AN
12" x 4" (300 x 100 mm)	1270AN
12" x 6" (300 x 150 mm)	1271AN
12" x 8" (300 x 200 mm)	1272AN
12" x 10" (300 x 250 mm)	1273AN
15" x 4" (375 x 100 mm)	1570AN
15" x 6" (375 x 150 mm)	1571AN
15" x 8" (375 x 200 mm)	1572AN
15" x 10" (375 x 250 mm)	1573AN
15" x 12" (375 x 300 mm)	1574AN
18" x 4" (450 x 100 mm)	1870AN
18" x 6" (450 x 150 mm)	1871AN
18" x 8" (450 x 200 mm)	1872AN
18" x 10" (450 x 250 mm)	1873AN
18" x 12" (450 x 300 mm)	1874AN
18" x 15" (450 x 375 mm)	1875AN
24" x 4" (600 x 100 mm)	2470AN
24" x 6" (600 x 150 mm)	2471AN
24" x 8" (600 x 200 mm)	2472AN
24" x 10" (600 x 250 mm)	2473AN
24" x 12" (600 x 300 mm)	2474AN
24" x 15" (600 x 375 mm)	2475AN
24" x 18" (600 x 450 mm)	2476AN
30" x 4" (750 x 100 mm)	3070AN
30" x 6" (750 x 150 mm)	3071AN
30" x 8" (750 x 200 mm)	3072AN
30" x 10" (750 x 250 mm)	3073AN
30" x 12" (750 x 300 mm)	3074AN
30" x 15" (750 x 375 mm)	3075AN
30" x 18" (750 x 450 mm)	3076AN
30" x 24" (750 x 600 mm)	3077AN

NOTE: CONTACT YOUR LOCAL SALES REPRESENTATIVE FOR AVAILABILITY OF SIZES NOT LISTED ABOVE.

## DUAL WALL FABRICATED REDUCERS – 36" - 60"

DIAMETER	N-12° PLAIN END
36" x 4" (900 x 100 mm)	3670AN
36" x 6" (900 x 150 mm)	3671AN
36" x 8" (900 x 200 mm)	3672AN
36" x 10" (900 x 250 mm)	3673AN
36" x 12" (900 x 300 mm)	3674AN
36" x 15" (900 x 375 mm)	3675AN
36" x 18" (900 x 450 mm)	3676AN
36" x 24" (900 x 600 mm)	3677AN
36" x 30" (900 x 750 mm)	3678AN
42" x 6" (1050 x 150 mm)	4271AN
42" x 8" (1050 x 200 mm)	4272AN
42" x 10" (1050 x 250 mm)	4273AN
42" x 12" (1050 x 300 mm)	4274AN
42" x 15" (1050 x 375 mm)	4275AN
42" x 18" (1050 x 450 mm)	4276AN
42" x 24" (1050 x 600 mm)	4277AN
42" x 30" (1050 x 750 mm)	4278AN
42" x 36" (1050 x 900 mm)	4279AN
48" x 12" (1200 x 300 mm)	4874AN
48" x 15" (1200 x 375 mm)	4875AN
48" x 18" (1200 x 450 mm)	4876AN
48" x 24" (1200 x 600 mm)	4877AN
48" x 30" (1200 x 750 mm)	4878AN
48" x 36" (1200 x 900 mm)	4879AN
48" x 42" (1200 x 1050 mm)	4882AN
60" x 24" (1500 x 600 mm)	6077AN
60" x 30" (1500 x 750 mm)	6078AN
60" x 36" (1500 x 900 mm)	6079AN
60" x 42" (1500 x 1050 mm)	6042AN
60" x 48" (1500 x 1200 mm)	6048AN



# DUAL WALL FABRICATED FITTINGS

## DUAL WALL FABRICATED 22.5° BENDS – 4" - 60"

DIAMETER	N-12° PLAIN END
4" (100 mm)	0492AN
6" (150 mm)	0692AN
8" (200 mm)	0892AN
10" (250 mm)	1092AN
12" (300 mm)	1292AN
15" (375 mm)	1592AN
18" (450 mm)	1892AN
24" (600 mm)	2492AN
30" (750 mm)	3092AN
36" (900 mm)	3692AN
42" (1050 mm)	4292AN
48" (1200 mm)	4892AN
60" (1500 mm)	6092AN



## DUAL WALL FABRICATED 45° BENDS – 10" - 60"

DIAMETER	N-12° PLAIN END
10" (250 mm)	1094ST
12" (300 mm)	1294ST
15" (375 mm)	1597AN
18" (450 mm)	1897AN
24" (600 mm)	2497AN
30" (750 mm)	3097AN
36" (900 mm)	3697AN
42" (1050 mm)	4297AN
48" (1200 mm)	4897AN
60" (1500 mm)	6097AN



NOTE: CONTACT YOUR LOCAL SALES REPRESENTATIVE FOR AVAILABILITY OF SIZES NOT LISTED ABOVE.

## DUAL WALL TEES 10" - 60"

DIAMETER	N-12° PLAIN END
10" (250 mm)	1063ST
12" (300 mm)	1264ST
15" (375 mm)	1565AN
18" (450 mm)	1866AN
24" (600 mm)	2467AN
30" (750 mm)	3068AN
36" (900 mm)	3669AN
42" (1050 mm)	4251AN
48" (1200 mm)	4851AN
60" (1500 mm)	6051AN



## DUAL WALL 45° STANDARD WYES 10" - 24"

DIAMETER	N-12° PLAIN END
10" (250 mm)	1083ST
12" (300 mm)	1284ST
15" (375 mm)	1585AN
18" (450 mm)	1886AN
24" (600 mm)	2487AN



## DUAL WALL FABRICATED 90° BENDS – 10" - 60"

DIAMETER	N-12° PLAIN END
10" (250 mm)	1099ST
12" (300 mm)	1299ST
15" (375 mm)	1598AN
18" (450 mm)	1898AN
24" (600 mm)	2498AN
30" (750 mm)	3098AN
36" (900 mm)	3698AN
42" (1050 mm)	4298AN
48" (1200 mm)	4898AN
60" (1500 mm)	6098AN



# DUAL WALL FITTINGS (WITH GASKETS)

TEE	
SIZE	PRODUCT CODE
4" (100 mm)	0460WT
6" (150 mm)	0661WT
8" (200 mm)	0862WT
10" (250 mm)	1063WT
12" (300 mm)	1264WT



45° WYE	
SIZE	PRODUCT CODE
4" (100 mm)	0480WT
6" (150 mm)	0681WT
8" (200 mm)	0882WT
10" (250 mm)	1083WT
12" (300 mm)	1284WT



45° ELBOW	
SIZE	PRODUCT CODE
4" (100 mm)	0494WT
6" (150 mm)	0694WT
8" (200 mm)	0894WT
10" (250 mm)	1094WT
12" (300 mm)	1294WT



90° ELBOW	
SIZE	PRODUCT CODE
4" (100 mm)	0499WT
6" (150 mm)	0699WT
8" (200 mm)	0899WT
10" (250 mm)	1099WT
12" (300 mm)	1299WT



REDUCING TEE	
SIZE	PRODUCT CODE
6" x 4" (150 x 100 mm)	0660WT
8" x 4" (200 x 100 mm)	0863WT
8" X 6" (200 X 150 mm)	0836WT
10" x 4" (250 X 100 mm)	1060WT
10" x 6" (250 x 150 mm)	1036WT
10" x 8" (250 x 200 mm)	1062WT
12" x 4" (300 x 100 mm)	1260WT
12" x 6" (300 x 150 mm)	1236WT
12" x 10" (300 x 250 mm)	1263WT



45° REDUCING WYE	
SIZE	PRODUCT CODE
6" x 4" (150 x 100 mm)	0680WT
8" x 4" (200 x 100 mm)	0880WT
8" x 6" (200 x 150 mm)	0881WT
10" x 4" (250 x 100 mm)	1080WT
10" x 6" (250 x 150 mm)	1081WT
10" x 8" (250 x 200 mm)	1082WT
12" x 6" (300 x 150 mm)	1281WT
12" x 8" (300 x 200 mm)	1280WT
12" x 8" (300 x 200 mm)	1283WT



SWEEPING TEE	
SIZE	PRODUCT CODE
8" x 4" (200 x 100 mm)	0863WT
8" x 6" (200 x 150 mm)	0836WT
10" x 6" (250 x 150 mm)	1036WT
12" x 6" (300 x 150 mm)	1236WT



# SOIL-TIGHT FITTINGS (WITHOUT GASKETS, CLEATED)

TEE	
SIZE	PRODUCT CODE
4" (100 mm)	0460ST
6" (150 mm)	0661ST
8" (200 mm)	0862ST
10" (250 mm)	1062ST
12" (300 mm)	1264ST



45° WYE	
SIZE	PRODUCT CODE
4" (100 mm)	0480ST
6" (150 mm)	0681ST
8" (200 mm)	0882ST
10" (250 mm)	1083ST
12" (300 mm)	1284ST



45° ELBOW	
SIZE	PRODUCT CODE
4" (100 mm)	0494ST
6" (150 mm)	0694ST
8" (200 mm)	0894ST
10" (250 mm)	1094ST
12" (300 mm)	1294ST



90° ELBOW	
SIZE	PRODUCT CODE
4" (100 mm)	0499ST
6" (150 mm)	0699ST
8" (200 mm)	0899ST
10" (250 mm)	1099ST
12" (300 mm)	1299ST



REDUCING TEE	
SIZE	PRODUCT CODE
6" x 4" (150 x 100 mm)	0660ST
8" x 4" (200 x 100 mm)	0863ST
8" x 6" (200 x 150 mm)	0836ST
10" x 4" (250 x 100 mm)	1060ST
10" x 6" (250 x 150 mm)	1036ST
10" x 8" (250 x 200 mm)	1062ST
12" x 6" (300 x 200 mm)	1262ST
12" x 10" (300 x 250 mm)	1263ST



45° REDUCING WYE	
SIZE	PRODUCT CODE
6" x 4" (150 x 100 mm)	0680ST
8" x 4" (200 x 100 mm)	0880ST
8" x 6" (200 x 150 mm)	0881ST
10" x 8" (250 x 200 mm)	1082ST
12" x 8" (300 x 200 mm)	1282ST
12" x 10" (300 x 250 mm)	1283ST



SWEEPING TEE	
SIZE	PRODUCT CODE
8" x 4" (200 x 100 mm)	0863ST
8" x 6" (200 x 150 mm)	0836ST
10" x 6" (250 x 150 mm)	1036ST



# ANCILLARY PRODUCTS

## ANIMAL GUARDS, FLAGS, TAPE

ANIMAL GUARDS		
DIAMETER	DESCRIPTION	PRODUCT CODE
4" (100 mm)	METAL ANIMAL GUARD (FINGER)	0470DA
	ANIMAL GUARD (SOLID)	0471DA
6" (150 mm)	METAL ANIMAL GUARD (FINGER)	0670DA
	ANIMAL GUARD (SOLID)	0671DA
8" (200 mm)	METAL ANIMAL GUARD (FINGER)	0870DA
	ANIMAL GUARD (SOLID)	0871DA
10" (250 mm)	METAL ANIMAL GUARD (FINGER)	1070DA
	ANIMAL GUARD (SOLID)	1071DA
12" (300 mm)	METAL ANIMAL GUARD (FINGER)	1270DA
15" (375 mm)	METAL ANIMAL GUARD (FINGER)	1570DA
18" (450 mm)	METAL ANIMAL GUARD (FINGER)	1870DA
24" (600 mm)	METAL ANIMAL GUARD (FINGER)	2470DA
30" (750 mm)	METAL ANIMAL GUARD (FINGER)	3070DA
36" (900 mm)	METAL ANIMAL GUARD (FINGER)	3670DA



FLAP GATES	
DIAMETER	PRODUCT CODE
4" (100 mm)	0440DA
6" (150 mm)	0640DA
8" (200 mm)	0840DA
10" (250 mm)	1040DA
12" (300 mm)	1240DA
15" (375 mm)	1540DA
18" (450 mm)	1840DA
24" (600 mm)	2440DA
30" (750 mm)	3040DA
36" (900 mm)	3640DA



LAYOUT FLAGS	
DESCRIPTION	PRODUCT CODE
Layout Flags	MR F00 00 0000

BLACK TILE TAPE		
DESCRIPTION	AVAIL. LENGTHS	PRODUCT CODE
2" (50 mm) Black Tape	100 ft. (30.5 m) roll	1137KA
1-2" (12.5 mm) Black Filament Tape	100 ft. (30.5 m) roll	1147KA



# INSERTA TEE FITTINGS

SAVE TIME AND MONEY.

ADS offers Inserta Tee®, a high performance, easy-to-install service connection consisting of a PVC hub, rubber sleeve, and stainless-steel band. See how much time can be saved on the job site with this unique lateral connection solution.

## KEY BENEFITS OF INSERTA TEE®:

- 5-10x faster installation than traditional fabricated fittings
- Watertight and sturdy, allowing no soil infiltration; requires 100 lbs of pressure to get the fitting out once installed
- Versatile enough to be installed on all products (concrete, clay, plastic, etc.) and sizes. Available in 4-30" diameters
- Take up less space than fabricated fittings and come in multi-fit options so you can eliminate SKUs

N-12" INTO N-12" /HP	
DIAMETER	PRODUCT CODE
4" into 8" (100 into 200 mm)	4N128N12
4" into 10" (100 into 250 mm)	4N1210N12
4" into 12"-15" (100 into 300-375 mm)	4N12MF12-15N12
4" into 18"-24" (100 into 450-600 mm)	4N12MF18-24N12
6" into 10" (150 into 250 mm)	6N1210N12
6" into 12"-15" (150 into 300-375 mm)	6N12MF12-15N12
6" into 18"-24" (150 into 450-600 mm)	6N12MF18-24N12
6" into 30" (100 into 750 mm)	6N1230N12
8" into 12"-15" (200 into 300-375 mm)	8N12MF12-15N12
8" into 18"-24" (200 into 450-600 mm)	8N12MF18-24N12
8" into 30"-48" (200 into 750-1200 mm)	8N12MF30-48N12
8" into 30" HP (200 into 750 mm)	8N1230HP
10" into 18" (250 into 450 mm)	10N1218N12
10" into 24" (250 into 600 mm)	10N1224N12
10" into 30" (250 into 750 mm)	10N1230N12
12" into 24" (375 into 600 mm)	12N1224N12
12" into 30" (300 into 750 mm)	12N1230N12
12" into 36" (300 into 900 mm)	12N1236N12
12" into 42" (300 into 1050 mm)	12N1242N12
15" into 30" (375 into 750 mm)	15N1230N12
15" into 30" HP (375 into 750 mm)	15N1230HP
18" into 36" (450 into 900 mm)	18N1236N12
18" into 48" (450 into 1200 mm)	18N1248N12
24" into 36" (600 into 900 mm)	24N1236N12
24" into 48" (600 into 1200 mm)	12N1248N12



HOLE SAWS	
SIZE	PRODUCT CODE
4½" Red	R412SAW
6½" Red	R612SAW
8¾" Red	R834SAW
6½" Blue	BL612SAW
8¾" Blue	BL834SAW
10" Blue	BL1078SAW
12" Blue	BL1278SAW
1513/16" Blue	BL151316SAW
255/16" Blue	BL25516SAW



# WATER CONTROL STRUCTURES

Inline Water Level Control Structures™ effectively manage the water table in your field, wetland, pond, and a variety of other applications by setting stoplogs within the structure to your desired water level height. Management allows for controlled release of outlet flow, retention of valuable nutrients, and effective flood mitigation.

## FEATURES:

- Constructed of rugged ½" PVC with lockable plastic lid
- Stainless steel screws and custom anodized aluminum corner extrusions used for strength and durability
- Rugged injection molded stoplogs in 5" and 7" heights for adjustability (included in structures with 4" through 12" pipe sizes)
- PVC stoplogs with metal hooks in 5" and 7" heights for adjustability (included in structures with 15" through 24" pipe sizes)
- Stoplogs must remain in track during structure installation
- Structures are intended for gravity flow; some seepage may occur

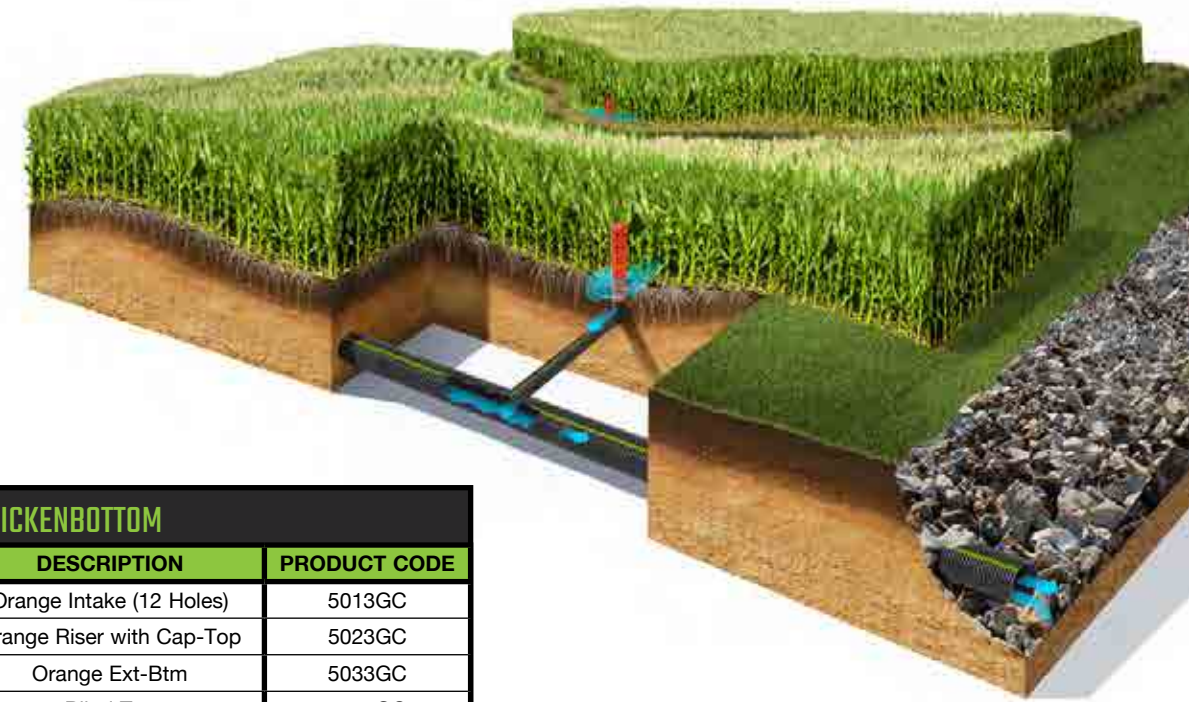
## BENEFITS:

- Increases yield by controlling root zone water availability
- Enables management of changing climate conditions
- Increases profitability of land with limited productivity
- Improves water quality and reduces nutrient run-off into waterways
- Applicable within various nutrient-reduction systems (saturated buffers, drainage water management, sub-irrigation, bioreactors, etc.)



# SURFACE INLETS

TERRACE TILING



HICKENBOTTOM		
SIZE	DESCRIPTION	PRODUCT CODE
5" x 1" (125 x 25 mm)	Orange Intake (12 Holes)	5013GC
5" x 1" (125 x 25 mm)	Orange Riser with Cap-Top	5023GC
5" x 5-16" (125 x 8 mm)	Orange Ext-Btm	5033GC
5" (125 mm)	Blind Tee	5043GC
5" (125 mm)	Restrictor	5063GC
6" x 1" (150 x 25 mm)	Orange Riser with Cap-Top	6023GC
6" x 5-16" (150 x 8 mm)	Orange Ext-Btm	6033GC
6" (150 mm)	Black Slotted Intake	6073GC
6" (150 mm)	Black Blank Section	6053GC
6" (150 mm)	Black Riser Blind Tee	6043GC
6" (150 mm)	Restrictor	6063GC
8" x 1" (200 x 25 mm)	Orange Riser with Cap-Top	0823GC
8" x 5-16" (200 x 8 mm)	Orange Ext-Btm	0833GC
8" (200 mm)	Black Slotted Intake	0873GC
8" (200 mm)	Black Blank Section	0853GC
8" (200 mm)	Black Riser Blind Tee	0843GC
8" (200 mm)	Restrictor	0863GC
10" x 1" (250 x 25 mm)	Orange Riser with Cap-Top	1023GC
10" x 5-16" (200 x 8 mm)	Orange Ext-Btm	1033GC
10" (250 mm)	Black Slotted Intake	1073GC
10" (250 mm)	Black Blank Section	1053GC
10" (250 mm)	Black Riser Blind Tee	1043GC
12" x 1" (300 x 25 mm)	Orange Riser with Cap-Top	1223GC
12" x 5-16" (300 x 8 mm)	Orange Ext-Btm	1233GC
12" (300 mm)	Black Slotted Intake	1273GC
12" (300 mm)	Black Blind Tee	1243GC



# SURFACE INLETS

## PRECISION INTAKES

SIZE	DESCRIPTION	PRODUCT CODE
6" x 1" (150 x 25 mm)	Yellow Riser with Cap-Top	6023GCV
6" x 5-16" (150 x 8 mm)	Yellow Ext-Btm	6033GCV
6" (150 mm)	Black Slotted Intake	6073GCV
6" (150 mm)	Black Blank Section	6053GCV
6" (150 mm)	Black Riser Blind Tee	6043GCV
6" (150 mm)	Restrictor	6063GCV
8" x 1" (200 x 25 mm)	Yellow Riser with Cap-Top	0823GCV
8" x 5-16" (200 x 8 mm)	Yellow Ext-Btm	0833GCV
8" (200 mm)	Black Slotted Intake	0873GCV
8" (200 mm)	Black Blank Section	0853GCV
8" (200 mm)	Black Riser Blind Tee	0843GCV
8" (200 mm)	Restrictor	0863GCV
10" x 1" (250 x 25 mm)	Yellow Riser with Cap-Top	1023GCV
10" x 5-16" (200 x 8 mm)	Yellow Ext-Btm	1033GCV
10" (250 mm)	Black Slotted Intake	1073GCV
10" (250 mm)	Black Blank Section	1053GCV
10" (250 mm)	Black Riser Blind Tee	1043GCV



## QUICK DRAIN RISERS

SIZE	PRODUCT CODE
6" Diameter x 6" Inlet (150 x 150 mm)	0606QD
10" Diameter x 6" Inlet (250 x 150 mm)	1006QD
10" Diameter x 8" Inlet (250 x 200 mm)	1008QD
6" Diameter x 6" Inlet (150 x 150 mm) with Adjustable Inlet	0606TPTQD



## BAR GUARDS

DIAMETER	PRODUCT CODE
4" (100 mm)	0420DA
6" (150 mm)	0620DA
8" (200 mm)	0820DA
10" (250 mm)	1020DA
12" (300 mm)	1220DA
15" (375 mm)	1520DA
18" (450 mm)	1820DA
24" (600 mm)	2420DA
30" (750 mm)	3020DA
36" (900 mm)	3620DA



# FLARED END SECTIONS, FOUNDATION DRAINAGE

## FLARED END SECTIONS

SIZE	PRODUCT CODE
10" (250mm)	1015NP
12" (300mm) / 15" (375mm)	1215NP
18" (450mm)	1810NP
24" (600mm)	2410NP
30" (750mm)	3015NP
36" (900mm)	3615NP



## METAL END SECTIONS

SIZE	PRODUCT CODE
8" (200mm)	0875NS
10" (250mm)	1075NS
12" (300mm)	1275NS
15" (375mm)	1575NS
18" (450mm)	1875NS
24" (600mm)	2475NS
30" (750mm)	3075NS
36" (900mm)	3675NS
42" (1050mm)	4275NS
48" (1200mm)	4875NS
60" (1500mm)	6075NS



## FOUNDATION DRAINAGE PRODUCTS

DESCRIPTION	DIMENSIONS	PRODUCT CODE
14 gal. (53L) Sump Liner	18" diameter x 24" height (450 x 600 mm)	1524ADH
19 gal. (72L) Sump Liner	18" diameter x 30" height (450 x 750 mm)	1530ADH
Solid, Locking Sump Lid	18" diameter (450 mm)	1537ADL
Notched, Locking Sump Lid	18" diameter (450 mm)	1537ADNL
Radon Vented Lid	18" diameter (450 mm)	1538 AD
Radon Dual Purpose Vented Liner	20" diameter x 24" height (500 x 600 mm)	1524ADR



# HP AGRICULTURAL LIFT STATIONS



## FEATURES:

- 1800 rpm means longer bearing motor lifetime and less vibration
- Unique impeller design creates optimal gallon per minute per watt performance
- Electronic panel is completely enclosed and is protected from harsh environmental conditions
- Remote Monitoring System is satellite-based and can be accessed via any web-enabled device
- Electrical schematic stickers on enclosure door shows electrical connections

## BENEFITS:

- One system to manage water flow rate, field water table level & power consumption
- Reduces on/off cycles
- Cloud based data storage allows for historical comparisons
- Increases yield by controlling root zone water availability
- Factory-trained support available 24/7 from pump manufacturer



# HP AGRICULTURAL LIFT STATIONS

HP AG LIFT STATIONS*	
SIZE	PRODUCT CODE
36" (900 mm) Lift Station	3624ANLS
48" (1200 mm) Lift Station	4830ANLS
36" (900 mm) Painted Steel Lid	GI-36LID
48" (1200 mm) Painted Steel Lid	GI-48LID
60" (1500 mm) Painted Steel Lid	GI-60LID
Painted Steel Stand	GI-STAND
Transducer Kit	DTM-TK

LIFT STATION PUMPS	
SIZE	PRODUCT CODE
2 HP Pump, 4" (100 mm) Discharge	DTM-2WF
2 HP-VFD/Panel/UL-230 Volt	DTM-2230P
2 HP-VFD/Panel/UL-460 Volt	DTM-2230P
3 HP Pump, 4" (100 mm) Discharge	DTM-3WF
3 HP-VFD/Panel/UL-230 Volt	DTM-3230P
3 HP-VFD/Panel/UL-460 Volt	DTM-3460P
3 HP-VFD/Panel/UL Duplex	DTM-320P2
5 HP Pump, 6" (150 mm) Discharge with Flange & Adapter	DTM-5WF
5 HP Pump, 6" (150 mm) Discharge CSA Certified	DTM-5WFCA
5 HP-VFD/Panel/UL-230 Volt	DTM-5230P
5 HP-VFD/Panel/UL-460 Volt	DTM-5460P
5 HP-VFD/Panel/UL-230 Volt Duplex (2 VFDs)	DTM-5230P2
7.5 HP Pump, High Flow 8" (200 mm) Discharge	DTM-75HF
7.5 HP Pump, 8" (200 mm) Discharge CSA Certified	DTM-75HFCA
7.5 HP-VFD/Panel/UL-230 Volt	DTM-75230P
7.5 HP-VFD/Panel/UL-460 Volt	DTM-75460P
7.5 HP-VFD/Panel/UL-230 Volt Duplex (2 VFDs)	DTM-75230P2
10.5 HP Pump, High Flow 8" (200 mm) Discharge	DTM-10HF
10.5 HP Pump, 8" (200 mm) Discharge CSA Certified	DTM-10HFCA
10.5 HP-VFD/Panel/UL-230 Volt	DTM-10230P
10.5 HP-VFD/Panel/UL-460 Volt	DTM-10460P
10.5 HP-VFD/Panel/UL-230 Volt Duplex (2 VFDs)	DTM-10230P2
10.5 HP-VFD/Panel/UL-230 Volt Triplex (3 VFDs)	DTM-10230P3
15 HP Pump, High Flow 12" (300 mm) Discharge CSA	DTM-15HF
15 HP-VFD/Panel/UL-230 Volt	DTM-15230P
15 HP-VFD/Panel/UL-460 Volt	DTM-15460P
15 HP-VFD/Panel/UL-230 Volt Duplex (2 VFDs)	DTM-15230P2
15 HP-VFD/Panel/UL-230 Volt Triplex (3 VFDs)	DTM-15230P3



\* A 60" (1500 mm) is available by special order. Please contact your ADS sales representative.

# GEOTEXTILES

LIGHTWEIGHT – NONWOVEN			
WEIGHT	W X L	SY/ROLL	PRODUCT CODE
3 oz. (85 g)	12.5' x 360' (3.8 x 109.7 m)	500 (418 m <sup>2</sup> )	0311TG
3 oz. (85 g)	15' x 360' (4.6 x 109.7 m)	600 (502 m <sup>2</sup> )	0311TS
3.5 oz. (99 g)	2' x 360' (600x 109.7 m)	80 (67 m <sup>2</sup> )	0351TC
3.5 oz. (99 g)	3' x 360' (900x 109.7 m)	120 (100 m <sup>2</sup> )	0351TA
3.5 oz. (99 g)	4' x 360' (1.2 x 109.7 m)	160 (134 m <sup>2</sup> )	0351TB
3.5 oz. (99 g)	7.5' x 360' (2.3 x 109.7 m)	300 (251 m <sup>2</sup> )	0351TT
3.5 oz. (99 g)	12.5' x 360' (3.8 x 109.7 m)	500 (418 m <sup>2</sup> )	0351TG
3.5 oz. (99 g)	15' x 360' (4.6 x 109.7 m)	600 (502 m <sup>2</sup> )	0351TS
4.0 oz. (113 g)	7.5' x 360' (2.3 x 109.7 m)	300 (251 m <sup>2</sup> )	0401TT
4.0 oz. (113 g)	12.5' x 360' (3.8 x 109.7 m)	500 (418 m <sup>2</sup> )	0401TG
4.0 oz. (113 g)	15' x 360' (4.6 x 109.7 m)	600 (502 m <sup>2</sup> )	0401TS
4.5 oz. (128 g)	12.5' x 360' (3.8 x 109.7 m)	500 (418 m <sup>2</sup> )	0451TG
4.5 oz. (128 g)	15' x 360' (4.6 x 109.7 m)	600 (502 m <sup>2</sup> )	0451TS

MEDIUM WEIGHT – NONWOVEN			
WEIGHT	W X L	SY/ROLL	PRODUCT CODE
6 oz. (170 g)	12.5' x 360' (3.8 x 109.7 m)	500 (418 m <sup>2</sup> )	0601TG
6 oz. (170 g)	15' x 300' (4.6 x 91.4 m)	500 (418 m <sup>2</sup> )	0601TS
7 oz. (198 g)	6' x 360' (1.8 x 109.7 m)	240 (201 m <sup>2</sup> )	0701TE
7 oz. (198 g)	12.5' x 360' (3.8 x 109.7 m)	500 (418 m <sup>2</sup> )	0701TG
7 oz. (198 g)	15' x 300' (4.6 x 91.4 m)	500 (418 m <sup>2</sup> )	0701TS
8 oz. (227 g)	12.5' x 360' (3.8 x 109.7 m)	500 (418 m <sup>2</sup> )	0801TG
8 oz. (227 g)	15' x 300' (4.6 x 91.4 m)	500 (418 m <sup>2</sup> )	0801TS

HEAVY WEIGHT – NONWOVEN			
WEIGHT	W X L	SY/ROLL	PRODUCT CODE
10 oz. (284 g)	15' x 300' (4.6 x 91.4 m)	500 (418 m <sup>2</sup> )	1001TS
12 oz. (340 g)	15' x 300' (4.6 x 91.4 m)	500 (418 m <sup>2</sup> )	1201TS
16 oz. (454 g)	15' x 300' (4.6 x 91.4 m)	500 (418 m <sup>2</sup> )	1601TS



# GEOTEXTILES

WOVEN FABRIC SYR STABILIZATION – WOVEN			
GRAB TENSILE	W X L	SY/ROLL	PRODUCT CODE
200	12.5' x 432' (3.8 x 131.7 m)	600 (502 m <sup>2</sup> )	200WTK
200	15' x 360' (4.6 x 109.7 m)	600 (502 m <sup>2</sup> )	200WTS
200	17.5' x 309' (5.3 x 94.2 m)	600 (502 m <sup>2</sup> )	200WTM
250	12.5' x 360' (3.8 x 109.7 m)	500 (418 m <sup>2</sup> )	250WTK
250	17.5' x 258' (5.3 x 78.6 m)	500 (418 m <sup>2</sup> )	250WTM
270	12.5' x 360' (3.8 x 109.7 m)	500 (418 m <sup>2</sup> )	270WTK
270	15' x 300' (4.6 x 91.4 m)	500 (418 m <sup>2</sup> )	270WTS
270	17.5' x 258' (5.3 x 78.6 m)	500 (418 m <sup>2</sup> )	270WTM
270HP	15' x 300' (4.6 x 91.4 m)	500 (418 m <sup>2</sup> )	270HPTS
270HP	17' x 258' (5.3 x 78.6 m)	500 (418 m <sup>2</sup> )	270HPTM
370HP	17.5' x 257' (5.3 x 78.3 m)	500 (418 m <sup>2</sup> )	370HPTS
570HP	15' x 300' (4.6 x 91.4 m)	500 (418 m <sup>2</sup> )	570HPTS
315	12.5' x 360' (3.8 x 109.7 m)	500 (418 m <sup>2</sup> )	315WTK
315	15' x 300' (4.6 x 91.4 m)	500 (418 m <sup>2</sup> )	315WTS
315	17.5 x 258' (5.3 x 78.6 m)	500 (418 m <sup>2</sup> )	315WTM
465	12.5' x 360' (3.8 x 109.7 m)	500 (418 m <sup>2</sup> )	315WTK

WOVEN FABRIC SYR MEDIUM STRENGTH – WOVEN		
W X L	SY/ROLL	PRODUCT CODE
15' x 300' (4.6 x 91.4 m)	500 (418 m <sup>2</sup> )	02X2WF
15' x 300' (4.6 x 91.4 m)	500 (418 m <sup>2</sup> )	03X3HFTS
15' x 300' (4.6 x 91.4 m)	500 (418 m <sup>2</sup> )	04X4HFTS
12.5' x 360' (3.8 x 109.7 m)	500 (418 m <sup>2</sup> )	03X3HFTK
12.5' x 216' (3.8 x 65.8 m)	300 (251 m <sup>2</sup> )	04X4TK
15' x 180' (4.6 x 54.9 m)	300 (251 m <sup>2</sup> )	04X4TS

WOVEN FABRIC SYR MONOFILAMENT – WOVEN		
W X L	SY/ROLL	PRODUCT CODE
12' x 300' (3.6 x 91.4 m)	400 (334 m <sup>2</sup> )	104FWF
15' x 300' (4.6 x 91.4 m)	500 (418 m <sup>2</sup> )	2403W
15' x 300' (4.6 x 91.4 m)	500 (418 m <sup>2</sup> )	2404W
15' x 300' (4.6 x 91.4 m)	500 (418 m <sup>2</sup> )	2300W



# GEOTEXTILES

## EROSION CONTROL BLANKETS (ECB) – BIODEGRADABLE

W X L	SY/ROLL	PRODUCT CODE
7.5' x 120' (2.3 x 36.6m)	100 (84 m2)	OOS1TT
7.5' x 120' (2.3 x 36.6m)	100 (84 m2)	OOS2TT
7.5' x 120' (2.3 x 36.6m)	100 (84 m2)	OCS2TT
7.5' x 120' (2.3 x 36.6m)	100 (84 m2)	OOC2TT

## TURF REINFORCEMENT MAT (TRM) – PERMANENT

SIZE	SY/ROLL	PRODUCT CODE
7.5' x 120' (2.3 x 36.6 m)	100 (84 m2)	PP58GTR
7.5' x 120' (2.3 x 36.6 m)	100 (84 m2)	PP510GTR
7.5' x 120' (2.3 x 36.6 m)	100 (84 m2)	PP512GTR

## BIAXIAL GEOGRIDS

W X L	SY/ROLL	PRODUCT CODE
13.1' x 246' (4.0 x 75.0 m)	359 (300 m2)	BX114GG
13.1' x 164' (4.0 x 50.0 m)	239 (200m2)	BX124GG
13.1' x 164' (4.0 x 50.0 m)	239 (200m2)	BX134GG
13.1' x 164' (4.0 x 50.0 m)	239 (200m2)	BX154GG
13.1' x 246' (4.0 x 75.0 m)	359 (300 m2)	BX414GG

## FABRIC PINS

SIZE	QUANTITY	PRODUCT CODE
6" (50 mm) Staple	1000/box	3206TP
12" (300 mm) Pin	100/box	3212TP

## SILT FENCE

DESCRIPTION	PRODUCT CODE
2' x 100' (.6 x 30 m) rolls with 11 hardwood stakes per roll	3301WE
3' x 100' (.9 x 30 m) rolls with 11 hardwood stakes per roll	3302WE
Premium Silt Fence - AASHTO 3' x 100' (.9 x 30 m)	3302WP



# NATIONAL SPECIFICATIONS

## COMMON ASTM STANDARDS

Pipe Product	Specifications	Descriptions
Single Wall Pipe Standards	ASTM F667	Standard specifications for 3" to 24" (75 to 600 mm) corrugated polyethylene pipe and fittings for non-pressure conveyance of drainage water
	ASTM F477	Elastomeric Seals (Gaskets) for Joining Plastic Pipe Standard Specification
	ASTM D2321	Thermoplastic Pipe Underground Installation for Gravity-Flow Applications
Dual Wall Pipe Standards	ASTM F2306	12" to 60" (300 to 1500 mm) Annular Corrugated Profile-Wall Polyethylene Pipe and Fittings for Gravity-Flow Storm Sewer and Subsurface Drainage Applications
	ASTM D2321	Thermoplastic Pipe Underground Installation for Gravity-Flow Applications
	ASTM F477	Elastomeric Seals (Gaskets) for Joining Plastic Pipe Standard Specification
	ASTM D3212	Joints for Drain and Sewer Plastic Pipes using Flexible Elastomeric Seals (lab test)
Fittings Standards	ASTM F2306	12" to 60" (300 to 1500 mm) Annular Corrugated Profile-Wall Polyethylene Pipe and Fittings for Gravity-Flow Storm Sewer and Subsurface Drainage Applications
	ASTM D2321	Thermoplastic Pipe Underground Installation for Gravity-Flow Applications
	ASTM F477	Elastomeric Seals (Gaskets) for Joining Plastic Pipe Standard Specification
Polypropylene (PP) Pipe Standards	ASTM F2881	Material spec for 12" to 60" (300 to 1500 mm) dual wall polypropylene (PP) pipe with variable pipe stiffness for non-pressure storm sewer system applications
	ASTM F2764*	6" to 60" (750 to 1500 mm) polypropylene (PP) dual wall and triple wall pipe and fittings for non-pressure sanitary sewer applications*
	ASTM D3212	Joints for Drain and Sewer Plastic Pipes using Flexible Elastomeric Seals (lab test)
Geotextiles	ASTM D1117	Standard Guide for Evaluating Nonwoven Fabrics
	ASTM D4355	Standard Test Method for Deterioration of Geotextiles by Exposure to Light, Moisture and Heat
	ASTM D4491	Standard Test Method for Water Permeability of Geotextiles
	ASTM D4533	Standard Test Method for Trapezoid Tearing Strength of Geotextiles
	ASTM D4595	Standard Test Method for Tensile Properties of Geotextiles by the Wide-Width Strip Method
	ASTM D4632	Standard Test Method for Grab Breaking Load and Elongation of Geotextiles
	ASTM D4751	Standard Test Method for Determining Apparent Opening Size of a Geotextile
	ASTM D4833	Standard Test Method for Index Puncture Resistance of Geomembranes
	ASTM D5199	Standard Test Method for Measuring the Nominal Thickness of Geosynthetics
	ASTM D5261	Standard Test Method for Measuring Mass per Unit Area of Geotextiles
	ASTM D6241	Standard Test Method for Static Puncture Strength of Geotextiles
	ASTM D6475	Standard Test Method for Measuring Mass per Unit Area of Erosion Control Blankets
	ASTM D6525	Standard Test Method for Measuring Nominal Thickness of Rolled Erosion Control Products
	ASTM D6567	Standard Test Method for Measuring the Light Penetration of a Turf Reinforcement Mat
	ASTM D6637	Standard Test Method for Determining Tensile Properties of Geogrids
ASTM D6818	Standard Test Method for Ultimate Tensile Properties of Rolled Erosion Control Products	



## ADVANCED DRAINAGE SYSTEMS, INC.

4640 Trueman Blvd. Hilliard, OH 43026  
800-821-6710 | [www.ads-pipe.com](http://www.ads-pipe.com)